

LG

Multi V Outside Unit

Heat Pump & Heat Recovery (380V/380-415V, R410A)

MFL61741656

TOTAL HVAC SOLUTION PROVIDER

ENGINEERING PRODUCT DATA BOOK

Multi V Outside Unit General Information

Model Line Up

Combination of Outside Units

1. Model Line Up

Product	Phase	Chassis	Capacity Index	Model Name
			HP	
Multi V Water 5	3	UWB	8	CRWM080LAS5
			10	CRWM100LAS5
			12	CRWM120LAS5
			14	CRWM140LAS5
			16	CRWM160LAS5
			18	CRWM180LAS5
			20	CRWM200LAS5
		UWB + UWB	22	CRWM220LAS5
			24	CRWM240LAS5
			26	CRWM260LAS5
			28	CRWM280LAS5
			30	CRWM300LAS5
			32	CRWM320LAS5
			34	CRWM340LAS5
			36	CRWM360LAS5
		UWB + UWB + UWB	38	CRWM380LAS5
			40	CRWM400LAS5
			42	CRWM420LAS5
			44	CRWM440LAS5
			46	CRWM460LAS5
			48	CRWM480LAS5
			50	CRWM500LAS5
			52	CRWM520LAS5
			54	CRWM540LAS5
56	CRWM560LAS5			
58	CRWM580LAS5			
60	CRWM600LAS5			

* The capacity index may differ from actual capacity values.

2. Combination of Outside Units

Model Name	Combination Unit			
	Unit 1	Unit 2	Unit 3	Unit 4
CRWM080LAS5	CRWM080LAS5	-	-	-
CRWM100LAS5	CRWM100LAS5	-	-	-
CRWM120LAS5	CRWM120LAS5	-	-	-
CRWM140LAS5	CRWM140LAS5	-	-	-
CRWM160LAS5	CRWM160LAS5	-	-	-
CRWM180LAS5	CRWM180LAS5	-	-	-
CRWM200LAS5	CRWM200LAS5	-	-	-
CRWM220LAS5	CRWM120LAS5	CRWM100LAS5	-	-
CRWM240LAS5	CRWM120LAS5	CRWM120LAS5	-	-
CRWM260LAS5	CRWM140LAS5	CRWM120LAS5	-	-
CRWM280LAS5	CRWM160LAS5	CRWM120LAS5	-	-
CRWM300LAS5	CRWM180LAS5	CRWM120LAS5	-	-
CRWM320LAS5	CRWM200LAS5	CRWM120LAS5	-	-
CRWM340LAS5	CRWM200LAS5	CRWM140LAS5	-	-
CRWM360LAS5	CRWM200LAS5	CRWM160LAS5	-	-
CRWM380LAS5	CRWM200LAS5	CRWM180LAS5	-	-
CRWM400LAS5	CRWM200LAS5	CRWM200LAS5	-	-
CRWM420LAS5	CRWM200LAS5	CRWM140LAS5	CRWM080LAS5	-
CRWM440LAS5	CRWM200LAS5	CRWM140LAS5	CRWM100LAS5	-
CRWM460LAS5	CRWM200LAS5	CRWM140LAS5	CRWM120LAS5	-
CRWM480LAS5	CRWM200LAS5	CRWM140LAS5	CRWM140LAS5	-
CRWM500LAS5	CRWM200LAS5	CRWM200LAS5	CRWM100LAS5	-
CRWM520LAS5	CRWM200LAS5	CRWM200LAS5	CRWM120LAS5	-
CRWM540LAS5	CRWM200LAS5	CRWM200LAS5	CRWM140LAS5	-
CRWM560LAS5	CRWM200LAS5	CRWM200LAS5	CRWM160LAS5	-
CRWM580LAS5	CRWM200LAS5	CRWM200LAS5	CRWM180LAS5	-
CRWM600LAS5	CRWM200LAS5	CRWM200LAS5	CRWM200LAS5	-

Product Data

Multi V Water 5

Multi V Water 5

- 1. Specifications**
- 2. List of Functions**
- 3. Accessory Compatibility List**
- 4. Dimensions**
- 5. Piping Diagrams**
- 6. Wiring Diagrams**
- 7. Capacity Tables**
- 8. Capacity Correction Factor**
- 9. Operation Limits**
- 10. Sound Levels**
- 11. Hydraulic Performance**

1. Specifications

1.1 Product

CRWM080LAS5

Category		Unit	Specification
Major	Minor		
Classification	Chassis	-	UWB
Combination	-	-	-
Power Supply	Case 1	V, Phase, Hz	380-400-415, 3, 50
	Limit Range of Voltage(Case 1)	V	342 ~ 456
	Case 2	V, Phase, Hz	380, 3, 60
	Limit Range of Voltage(Case 2)	V	342 ~ 418
	Running Current by Voltage (Cooling,Rated)	A	5.31 - 5.04 - 4.86
	Running Current by Voltage (Heating,Rated)	A	5.72 - 5.43 - 5.24
Cooling Capacity	Rated	kW	22.40
		Btu/h	76,400
Heating Capacity	Rated	kW	25.20
		Btu/h	86,000
Power Input(Cooling)	Rated	kW	3.25
Power Input(Heating)	Rated	kW	3.50
Efficiency	EER(Rated)	W/W	6.90
	COP(Rated)	W/W	7.20
Power Factor(Cooling/Heating)	Rated	-	0.93 / 0.93
Compressor	Type	-	Hermetically Sealed Scroll
	Piston Displacement	cm ³ /rev	62.1
	Number of Revolution	rev./min	3,600
	Motor Output	W x No.	5,300 x 1
	Starting Method	-	Direct On Line
	Oil Type	-	FW68D(PVE)
Heat Exchanger	Type	-	Stainless Steel Plate
	Maximum Pressure Resistance	kg/cm ²	45
Rated Water Flow	-	LPM	77
Range of Water Flow	Min.~Max.	LPM	57.0 - 115.5
Head loss	-	kPa	10.6
Dimensions	Net(W x H x D)	mm	772 x 1,120 x 547
	Shipping(W x H x D)	mm	820 x 1,245 x 645
Weight	Net	kg	149 x 1
	Shipping	kg	157 x 1
Exterior	Color	-	Morning Gray / Dawn Gray
	RAL (Classic)	-	RAL 7038 / RAL 7037
Protection Device	High Pressure Prevention	-	High pressure sensor / High pressure switch
	Discharge Temperature Control	-	Over-heat protection
	Inverter Protection	-	Over-heat protection / Over-current protection
Refrigerant	Type	-	R410A
	Precharged Amount	kg	3.500
	GWP(Global Warming Potential)	-	2,087.5
	t-CO ₂ eq.	-	7.306
	Control Type	-	Electronic expansion valve
Connecting Pipe	Liquid	mm(inch)	Φ9.52 (3/8)
	Gas	mm(inch)	Φ19.05 (3/4)
	Low Pressure Gas (Heat Recovery)	mm(inch)	Φ19.05 (3/4)
	High Pressure Gas (Heat Recovery)	mm(inch)	Φ15.88 (5/8)
Piping Connection Type	Liquid	-	Brazing
	Gas	-	Brazing
	Low Pressure Gas (Heat Recovery)	-	Brazing

1. Specifications

Category		Unit	Specification
Major	Minor		
Piping Connection Type	High Pressure Gas (Heat Recovery)	-	Brazing
Water Connecting Pipes	Inlet	mm	PT 40 (Internal Thread)
	Outlet	mm	PT 40 (Internal Thread)
	Drain Outlet	mm	PT 20 (External Thread)
Sound Pressure Level (Outdoor Unit)	Cooling / Heating	dB(A)	45.0 / 48.0
Measurement Standard (Pressure Level)	-	-	ISO 3741
Sound Power Level (Outdoor Unit)	Cooling / Heating	dB(A)	57.0 / 60.0
Measurement Standard (Power Level)	-	-	-
Connecting Cable	Communication Cable(VCTF-SB)	mm ² × cores	1.0 ~ 1.5 × 2C
Electrical Characteristic	Minimum Circuit Amperes (MCA)	A	17.0
	Maximum Fuse Amperes (MFA)	A	20.0
	Total Over Current Amperes (TOCA)	A	18.0
	Comp_Maximum Starting Current (MSC)	A	-
	Comp_Rated Load Amperes (Cooling)	A	5.3
	Comp_Rated Load Amperes (Heating)	A	5.7
Connectable indoor units number	Max. (Conditional)	Units	13(20)
Allowable Total Indoor Unit Connected Capacity Ratio	Min. / Max. (Conditional)	%	50~130(200)

Note

- Due to our policy of innovation some specifications may be changed without notification.
 - The minimum flow rate of the product is based on 50% of the rated flow rate or the minimum flow rate value indicated in the specifications, whichever is greater. However, when the 'Variable Water Flow Valve Control KIT' is applied, the minimum flow rate is allowed to 40% of the rated flow rate.
 - If the flow rate is less than minimum flow rate and the indoor unit combination ratio exceeds 130%, ask to LG Electronics even if the 'Variable Water Flow Valve Control KIT' is applied.
 - Sound pressure level is measured on the rated condition in the anechoic rooms.
Sound power level is conversion value based on value measured in the anechoic rooms.
Therefore, these values can be increased owing to ambient conditions during operation.
 - Sound values of combination model are calculated values based on sound results of independent models.
Sound values of system [dB(A)] = $10 \cdot \log [10^{A1/10} + \dots + 10^{An/10}]$, A1~An means sound values of independent models.
 - Of maximum connectable indoor units, the (conditional) number in parentheses means number in accordance with outdoor units combination (160~200%).
The recommended ratio is 130%.
 - Power factor could vary less than $\pm 1\%$ according to the operating conditions.
 - Voltage supplied to the unit terminals should be within the minimum and maximum range. Maximum allowable voltage unbalance between phase is 2%.
 - MSC and RLA values are compressor only test condition.
 - Select the wire size based on the larger value among MCA or TOCA. Wiring cable size must comply with the applicable local and national codes.
 - MFA is recommended fuse amperes.
 - TOCA is minimum required amperes for selecting the circuit breaker and ground fault circuit interrupter. Please select the circuit breaker size equal or greater than TOCA.
 - All installation site must require attachment of an earth leakage breaker.[Circuit breaker type is ELCB (Earth Leakage Circuit Breaker)].
 - Select the electrical equipment of combination unit according to the electrical characteristics of individual unit.
- Performances are based on the following conditions :
- Cooling : Indoor Ambient Temp. 27°CDB / 19°CWB, Water inlet temp. 30°C
 - Heating : Indoor Ambient Temp. 20°CDB / 15°CWB, Water Inlet temp. 20°C
 - Interconnected Pipe Length is 7.5m and difference of Elevation (Outdoor ~ Indoor Unit) is 0m.

1. Specifications

CRWM100LAS5

Category		Unit	Specification
Major	Minor		
Classification	Chassis	-	UWB
Combination	-	-	-
Power Supply	Case 1	V, Phase, Hz	380-400-415, 3, 50
	Limit Range of Voltage(Case 1)	V	342 ~ 456
	Case 2	V, Phase, Hz	380, 3, 60
	Limit Range of Voltage(Case 2)	V	342 ~ 418
	Running Current by Voltage (Cooling,Rated)	A	6.85 - 6.50 - 6.27
	Running Current by Voltage (Heating,Rated)	A	7.47 - 7.09 - 6.84
Cooling Capacity	Rated	kW	28.00
		Btu/h	95,500
Heating Capacity	Rated	kW	31.50
		Btu/h	107,500
Power Input(Cooling)	Rated	kW	4.19
Power Input(Heating)	Rated	kW	4.57
Efficiency	EER(Rated)	W/W	6.68
	COP(Rated)	W/W	6.90
Power Factor(Cooling/Heating)	Rated	-	0.93 / 0.93
Compressor	Type	-	Hermetically Sealed Scroll
	Piston Displacement	cm ³ /rev	62.1
	Number of Revolution	rev./min	3,600
	Motor Output	W x No.	5,300 x 1
	Starting Method	-	Direct On Line
	Oil Type	-	FW68D(PVE)
Heat Exchanger	Type	-	Stainless Steel Plate
	Maximum Pressure Resistance	kg/cm ²	45
Rated Water Flow	-	LPM	96
Range of Water Flow	Min.-Max.	LPM	57.0 - 144.0
Head loss	-	kPa	15.9
Dimensions	Net(W x H x D)	mm	772 x 1,120 x 547
	Shipping(W x H x D)	mm	820 x 1,245 x 645
Weight	Net	kg	149 x 1
	Shipping	kg	157 x 1
Exterior	Color	-	Morning Gray / Dawn Gray
	RAL (Classic)	-	RAL 7038 / RAL 7037
Protection Device	High Pressure Prevention	-	High pressure sensor / High pressure switch
	Discharge Temperature Control	-	Over-heat protection
	Inverter Protection	-	Over-heat protection / Over-current protection
Refrigerant	Type	-	R410A
	Precharged Amount	kg	3.500
	GWP(Global Warming Potential)	-	2,087.5
	t-CO ₂ eq.	-	7.306
	Control Type	-	Electronic expansion valve
Connecting Pipe	Liquid	mm(inch)	Φ9.52 (3/8)
	Gas	mm(inch)	Φ22.22 (7/8)
	Low Pressure Gas (Heat Recovery)	mm(inch)	Φ22.22 (7/8)
	High Pressure Gas (Heat Recovery)	mm(inch)	Φ19.05 (3/4)
Piping Connection Type	Liquid	-	Brazing
	Gas	-	Brazing
	Low Pressure Gas (Heat Recovery)	-	Brazing
	High Pressure Gas (Heat Recovery)	-	Brazing
Water Connecting Pipes	Inlet	mm	PT 40 (Internal Thread)

1. Specifications

Category		Unit	Specification
Major	Minor		
Water Connecting Pipes	Outlet	mm	PT 40 (Internal Thread)
	Drain Outlet	mm	PT 20 (External Thread)
Sound Pressure Level (Outdoor Unit)	Cooling / Heating	dB(A)	48.0 / 48.0
Measurement Standard (Pressure Level)	-	-	ISO 3741
Sound Power Level (Outdoor Unit)	Cooling / Heating	dB(A)	60.0 / 60.0
Measurement Standard (Power Level)	-	-	-
Connecting Cable	Communication Cable(VCTF-SB)	mm ² × cores	1.0 ~ 1.5 × 2C
Electrical Characteristic	Minimum Circuit Amperes (MCA)	A	17.0
	Maximum Fuse Amperes (MFA)	A	20.0
	Total Over Current Amperes (TOCA)	A	18.0
	Comp_Maximum Starting Current (MSC)	A	-
	Comp_Rated Load Amperes (Cooling)	A	6.7
	Comp_Rated Load Amperes (Heating)	A	7.5
Connectable indoor units number	Max. (Conditional)	Units	16(25)
Allowable Total Indoor Unit Connected Capacity Ratio	Min. / Max. (Conditional)	%	50~130(200)

Note

- Due to our policy of innovation some specifications may be changed without notification.
 - The minimum flow rate of the product is based on 50% of the rated flow rate or the minimum flow rate value indicated in the specifications, whichever is greater. However, when the 'Variable Water Flow Valve Control KIT' is applied, the minimum flow rate is allowed to 40% of the rated flow rate.
 - If the flow rate is less than minimum flow rate and the indoor unit combination ratio exceeds 130%, ask to LG Electronics even if the 'Variable Water Flow Valve Control KIT' is applied.
 - Sound pressure level is measured on the rated condition in the anechoic rooms.
Sound power level is conversion value based on value measured in the anechoic rooms.
Therefore, these values can be increased owing to ambient conditions during operation.
 - Sound values of combination model are calculated values based on sound results of independent models.
Sound values of system [dB(A)] = $10 \cdot \log [10^{A1/10} + \dots + 10^{An/10}]$, A1~An means sound values of independent models.
 - Of maximum connectable indoor units, the (conditional) number in parentheses means number in accordance with outdoor units combination (160~200%).
The recommended ratio is 130%.
 - Power factor could vary less than $\pm 1\%$ according to the operating conditions.
 - Voltage supplied to the unit terminals should be within the minimum and maximum range. Maximum allowable voltage unbalance between phase is 2%.
 - MSC and RLA values are compressor only test condition.
 - Select the wire size based on the larger value among MCA or TOCA. Wiring cable size must comply with the applicable local and national codes.
 - MFA is recommended fuse amperes.
 - TOCA is minimum required amperes for selecting the circuit breaker and ground fault circuit interrupter. Please select the circuit breaker size equal or greater than TOCA.
 - All installation site must require attachment of an earth leakage breaker.[Circuit breaker type is ELCB (Earth Leakage Circuit Breaker)].
 - Select the electrical equipment of combination unit according to the electrical characteristics of individual unit.
- Performances are based on the following conditions :
- Cooling : Indoor Ambient Temp. 27°CDB / 19°CWB, Water inlet temp. 30°C
 - Heating : Indoor Ambient Temp. 20°CDB / 15°CWB, Water Inlet temp. 20°C
 - Interconnected Pipe Length is 7.5m and difference of Elevation (Outdoor ~ Indoor Unit) is 0m.

1. Specifications

CRWM120LAS5

Category		Unit	Specification
Major	Minor		
Classification	Chassis	-	UWB
Combination	-	-	-
Power Supply	Case 1	V, Phase, Hz	380-400-415, 3, 50
	Limit Range of Voltage(Case 1)	V	342 ~ 456
	Case 2	V, Phase, Hz	380, 3, 60
	Limit Range of Voltage(Case 2)	V	342 ~ 418
	Running Current by Voltage (Cooling,Rated)	A	8.40 - 7.98 - 7.69
	Running Current by Voltage (Heating,Rated)	A	9.08 - 8.63 - 8.32
Cooling Capacity	Rated	kW	33.60
		Btu/h	114,600
Heating Capacity	Rated	kW	37.80
		Btu/h	129,000
Power Input(Cooling)	Rated	kW	5.14
Power Input(Heating)	Rated	kW	5.56
Efficiency	EER(Rated)	W/W	6.54
	COP(Rated)	W/W	6.80
Power Factor(Cooling/Heating)	Rated	-	0.93 / 0.93
Compressor	Type	-	Hermetically Sealed Scroll
	Piston Displacement	cm ³ /rev	62.1
	Number of Revolution	rev./min	3,600
	Motor Output	W x No.	5,300 x 1
	Starting Method	-	Direct On Line
	Oil Type	-	FW68D(PVE)
Heat Exchanger	Type	-	Stainless Steel Plate
	Maximum Pressure Resistance	kg/cm ²	45
Rated Water Flow	-	LPM	115
Range of Water Flow	Min.-Max.	LPM	57.0 - 170.0
Head loss	-	kPa	22.1
Dimensions	Net(W x H x D)	mm	772 x 1,120 x 547
	Shipping(W x H x D)	mm	820 x 1,245 x 645
Weight	Net	kg	149 x 1
	Shipping	kg	157 x 1
Exterior	Color	-	Morning Gray / Dawn Gray
	RAL (Classic)	-	RAL 7038 / RAL 7037
Protection Device	High Pressure Prevention	-	High pressure sensor / High pressure switch
	Discharge Temperature Control	-	Over-heat protection
	Inverter Protection	-	Over-heat protection / Over-current protection
Refrigerant	Type	-	R410A
	Precharged Amount	kg	3.500
	GWP(Global Warming Potential)	-	2,087.5
	t-CO ₂ eq.	-	7.306
	Control Type	-	Electronic expansion valve
Connecting Pipe	Liquid	mm(inch)	Φ12.7 (1/2)
	Gas	mm(inch)	Φ28.58 (1-1/8)
	Low Pressure Gas (Heat Recovery)	mm(inch)	Φ28.58 (1-1/8)
	High Pressure Gas (Heat Recovery)	mm(inch)	Φ19.05 (3/4)
Piping Connection Type	Liquid	-	Brazing
	Gas	-	Brazing
	Low Pressure Gas (Heat Recovery)	-	Brazing
	High Pressure Gas (Heat Recovery)	-	Brazing
Water Connecting Pipes	Inlet	mm	PT 40 (Internal Thread)

1. Specifications

Category		Unit	Specification
Major	Minor		
Water Connecting Pipes	Outlet	mm	PT 40 (Internal Thread)
	Drain Outlet	mm	PT 20 (External Thread)
Sound Pressure Level (Outdoor Unit)	Cooling / Heating	dB(A)	48.0 / 51.0
Measurement Standard (Pressure Level)	-	-	ISO 3741
Sound Power Level (Outdoor Unit)	Cooling / Heating	dB(A)	60.0 / 63.0
Measurement Standard (Power Level)	-	-	-
Connecting Cable	Communication Cable(VCTF-SB)	mm ² × cores	1.0 ~ 1.5 × 2C
Electrical Characteristic	Minimum Circuit Amperes (MCA)	A	19.0
	Maximum Fuse Amperes (MFA)	A	25.0
	Total Over Current Amperes (TOCA)	A	20.0
	Comp_Maximum Starting Current (MSC)	A	-
	Comp_Rated Load Amperes (Cooling)	A	8.2
	Comp_Rated Load Amperes (Heating)	A	9.1
Connectable indoor units number	Max. (Conditional)	Units	20(30)
Allowable Total Indoor Unit Connected Capacity Ratio	Min. / Max. (Conditional)	%	50~130(200)

Note

- Due to our policy of innovation some specifications may be changed without notification.
 - The minimum flow rate of the product is based on 50% of the rated flow rate or the minimum flow rate value indicated in the specifications, whichever is greater. However, when the 'Variable Water Flow Valve Control KIT' is applied, the minimum flow rate is allowed to 40% of the rated flow rate.
 - If the flow rate is less than minimum flow rate and the indoor unit combination ratio exceeds 130%, ask to LG Electronics even if the 'Variable Water Flow Valve Control KIT' is applied.
 - Sound pressure level is measured on the rated condition in the anechoic rooms.
Sound power level is conversion value based on value measured in the anechoic rooms.
Therefore, these values can be increased owing to ambient conditions during operation.
 - Sound values of combination model are calculated values based on sound results of independent models.
Sound values of system [dB(A)] = $10 \cdot \log [10^{A1/10} + \dots + 10^{An/10}]$, A1~An means sound values of independent models.
 - Of maximum connectable indoor units, the (conditional) number in parentheses means number in accordance with outdoor units combination (160~200%).
The recommended ratio is 130%.
 - Power factor could vary less than $\pm 1\%$ according to the operating conditions.
 - Voltage supplied to the unit terminals should be within the minimum and maximum range. Maximum allowable voltage unbalance between phase is 2%.
 - MSC and RLA values are compressor only test condition.
 - Select the wire size based on the larger value among MCA or TOCA. Wiring cable size must comply with the applicable local and national codes.
 - MFA is recommended fuse amperes.
 - TOCA is minimum required amperes for selecting the circuit breaker and ground fault circuit interrupter. Please select the circuit breaker size equal or greater than TOCA.
 - All installation site must require attachment of an earth leakage breaker.[Circuit breaker type is ELCB (Earth Leakage Circuit Breaker)].
 - Select the electrical equipment of combination unit according to the electrical characteristics of individual unit.
-
- Performances are based on the following conditions :
 - Cooling : Indoor Ambient Temp. 27°CDB / 19°CWB, Water inlet temp. 30°C
 - Heating : Indoor Ambient Temp. 20°CDB / 15°CWB, Water Inlet temp. 20°C
 - Interconnected Pipe Length is 7.5m and difference of Elevation (Outdoor ~ Indoor Unit) is 0m.

1. Specifications

CRWM140LAS5

Category		Unit	Specification
Major	Minor		
Classification	Chassis	-	UWB
Combination	-	-	-
Power Supply	Case 1	V, Phase, Hz	380-400-415, 3, 50
	Limit Range of Voltage(Case 1)	V	342 ~ 456
	Case 2	V, Phase, Hz	380, 3, 60
	Limit Range of Voltage(Case 2)	V	342 ~ 418
	Running Current by Voltage (Cooling,Rated)	A	10.16 - 9.65 - 9.30
	Running Current by Voltage (Heating,Rated)	A	11.08 - 10.52 - 10.14
Cooling Capacity	Rated	kW	39.20
		Btu/h	133,800
Heating Capacity	Rated	kW	44.10
		Btu/h	150,500
Power Input(Cooling)	Rated	kW	6.22
Power Input(Heating)	Rated	kW	6.78
Efficiency	EER(Rated)	W/W	6.30
	COP(Rated)	W/W	6.50
Power Factor(Cooling/Heating)	Rated	-	0.93 / 0.93
Compressor	Type	-	Hermetically Sealed Scroll
	Piston Displacement	cm ³ /rev	62.1
	Number of Revolution	rev./min	3,600
	Motor Output	W x No.	5,300 x 1
	Starting Method	-	Direct On Line
	Oil Type	-	FW68D(PVE)
Heat Exchanger	Type	-	Stainless Steel Plate
	Maximum Pressure Resistance	kg/cm ²	45
Rated Water Flow	-	LPM	135
Range of Water Flow	Min.-Max.	LPM	67.0 - 170.0
Head loss	-	kPa	29.6
Dimensions	Net(W x H x D)	mm	772 x 1,120 x 547
	Shipping(W x H x D)	mm	820 x 1,245 x 645
Weight	Net	kg	149 x 1
	Shipping	kg	157 x 1
Exterior	Color	-	Morning Gray / Dawn Gray
	RAL (Classic)	-	RAL 7038 / RAL 7037
Protection Device	High Pressure Prevention	-	High pressure sensor / High pressure switch
	Discharge Temperature Control	-	Over-heat protection
	Inverter Protection	-	Over-heat protection / Over-current protection
Refrigerant	Type	-	R410A
	Precharged Amount	kg	3.500
	GWP(Global Warming Potential)	-	2,087.5
	t-CO ₂ eq.	-	7.306
	Control Type	-	Electronic expansion valve
Connecting Pipe	Liquid	mm(inch)	Φ12.7 (1/2)
	Gas	mm(inch)	Φ28.58 (1-1/8)
	Low Pressure Gas (Heat Recovery)	mm(inch)	Φ28.58 (1-1/8)
	High Pressure Gas (Heat Recovery)	mm(inch)	Φ22.22 (7/8)
Piping Connection Type	Liquid	-	Brazing
	Gas	-	Brazing
	Low Pressure Gas (Heat Recovery)	-	Brazing
	High Pressure Gas (Heat Recovery)	-	Brazing
Water Connecting Pipes	Inlet	mm	PT 40 (Internal Thread)

1. Specifications

Category		Unit	Specification
Major	Minor		
Water Connecting Pipes	Outlet	mm	PT 40 (Internal Thread)
	Drain Outlet	mm	PT 20 (External Thread)
Sound Pressure Level (Outdoor Unit)	Cooling / Heating	dB(A)	52.0 / 53.0
Measurement Standard (Pressure Level)	-	-	ISO 3741
Sound Power Level (Outdoor Unit)	Cooling / Heating	dB(A)	64.0 / 65.0
Measurement Standard (Power Level)	-	-	-
Connecting Cable	Communication Cable(VCTF-SB)	mm ² × cores	1.0 ~ 1.5 × 2C
Electrical Characteristic	Minimum Circuit Amperes (MCA)	A	22.0
	Maximum Fuse Amperes (MFA)	A	25.0
	Total Over Current Amperes (TOCA)	A	23.0
	Comp_Maximum Starting Current (MSC)	A	-
	Comp_Rated Load Amperes (Cooling)	A	10.2
	Comp_Rated Load Amperes (Heating)	A	11.1
Connectable indoor units number	Max. (Conditional)	Units	23(35)
Allowable Total Indoor Unit Connected Capacity Ratio	Min. / Max. (Conditional)	%	50~130(200)

Note

- Due to our policy of innovation some specifications may be changed without notification.
 - The minimum flow rate of the product is based on 50% of the rated flow rate or the minimum flow rate value indicated in the specifications, whichever is greater. However, when the 'Variable Water Flow Valve Control KIT' is applied, the minimum flow rate is allowed to 40% of the rated flow rate.
 - If the flow rate is less than minimum flow rate and the indoor unit combination ratio exceeds 130%, ask to LG Electronics even if the 'Variable Water Flow Valve Control KIT' is applied.
 - Sound pressure level is measured on the rated condition in the anechoic rooms.
Sound power level is conversion value based on value measured in the anechoic rooms.
Therefore, these values can be increased owing to ambient conditions during operation.
 - Sound values of combination model are calculated values based on sound results of independent models.
Sound values of system [dB(A)] = $10 \cdot \log [10^{A1/10} + \dots + 10^{An/10}]$, A1~An means sound values of independent models.
 - Of maximum connectable indoor units, the (conditional) number in parentheses means number in accordance with outdoor units combination (160~200%).
The recommended ratio is 130%.
 - Power factor could vary less than $\pm 1\%$ according to the operating conditions.
 - Voltage supplied to the unit terminals should be within the minimum and maximum range. Maximum allowable voltage unbalance between phase is 2%.
 - MSC and RLA values are compressor only test condition.
 - Select the wire size based on the larger value among MCA or TOCA. Wiring cable size must comply with the applicable local and national codes.
 - MFA is recommended fuse amperes.
 - TOCA is minimum required amperes for selecting the circuit breaker and ground fault circuit interrupter. Please select the circuit breaker size equal or greater than TOCA.
 - All installation site must require attachment of an earth leakage breaker.[Circuit breaker type is ELCB (Earth Leakage Circuit Breaker)].
 - Select the electrical equipment of combination unit according to the electrical characteristics of individual unit.
- Performances are based on the following conditions :
- Cooling : Indoor Ambient Temp. 27°CDB / 19°CWB, Water inlet temp. 30°C
 - Heating : Indoor Ambient Temp. 20°CDB / 15°CWB, Water Inlet temp. 20°C
 - Interconnected Pipe Length is 7.5m and difference of Elevation (Outdoor ~ Indoor Unit) is 0m.

1. Specifications

CRWM160LAS5

Category		Unit	Specification
Major	Minor		
Classification	Chassis	-	UWB
Combination	-	-	-
Power Supply	Case 1	V, Phase, Hz	380-400-415, 3, 50
	Limit Range of Voltage(Case 1)	V	342 ~ 456
	Case 2	V, Phase, Hz	380, 3, 60
	Limit Range of Voltage(Case 2)	V	342 ~ 418
	Running Current by Voltage (Cooling,Rated)	A	11.96 - 11.36 - 10.95
	Running Current by Voltage (Heating,Rated)	A	13.17 - 12.51 - 12.06
Cooling Capacity	Rated	kW	44.80
		Btu/h	152,900
Heating Capacity	Rated	kW	50.40
		Btu/h	172,000
Power Input(Cooling)	Rated	kW	7.32
Power Input(Heating)	Rated	kW	8.06
Efficiency	EER(Rated)	W/W	6.12
	COP(Rated)	W/W	6.25
Power Factor(Cooling/Heating)	Rated	-	0.93 / 0.93
Compressor	Type	-	Hermetically Sealed Scroll
	Piston Displacement	cm ³ /rev	62.1
	Number of Revolution	rev./min	3,600
	Motor Output	W x No.	5,300 x 1
	Starting Method	-	Direct On Line
	Oil Type	-	FW68D(PVE)
Heat Exchanger	Type	-	Stainless Steel Plate
	Maximum Pressure Resistance	kg/cm ²	45
Rated Water Flow	-	LPM	154
Range of Water Flow	Min.-Max.	LPM	77.0 - 175.0
Head loss	-	kPa	37.7
Dimensions	Net(W x H x D)	mm	772 x 1,120 x 547
	Shipping(W x H x D)	mm	820 x 1,245 x 645
Weight	Net	kg	149 x 1
	Shipping	kg	157 x 1
Exterior	Color	-	Morning Gray / Dawn Gray
	RAL (Classic)	-	RAL 7038 / RAL 7037
Protection Device	High Pressure Prevention	-	High pressure sensor / High pressure switch
	Discharge Temperature Control	-	Over-heat protection
	Inverter Protection	-	Over-heat protection / Over-current protection
Refrigerant	Type	-	R410A
	Precharged Amount	kg	3.500
	GWP(Global Warming Potential)	-	2,087.5
	t-CO ₂ eq.	-	7.306
	Control Type	-	Electronic expansion valve
Connecting Pipe	Liquid	mm(inch)	Φ12.7 (1/2)
	Gas	mm(inch)	Φ28.58 (1-1/8)
	Low Pressure Gas (Heat Recovery)	mm(inch)	Φ28.58 (1-1/8)
	High Pressure Gas (Heat Recovery)	mm(inch)	Φ22.22 (7/8)
Piping Connection Type	Liquid	-	Brazing
	Gas	-	Brazing
	Low Pressure Gas (Heat Recovery)	-	Brazing
	High Pressure Gas (Heat Recovery)	-	Brazing
Water Connecting Pipes	Inlet	mm	PT 40 (Internal Thread)

1. Specifications

Category		Unit	Specification
Major	Minor		
Water Connecting Pipes	Outlet	mm	PT 40 (Internal Thread)
	Drain Outlet	mm	PT 20 (External Thread)
Sound Pressure Level (Outdoor Unit)	Cooling / Heating	dB(A)	52.0 / 56.0
Measurement Standard (Pressure Level)	-	-	ISO 3741
Sound Power Level (Outdoor Unit)	Cooling / Heating	dB(A)	64.0 / 68.0
Measurement Standard (Power Level)	-	-	-
Connecting Cable	Communication Cable(VCTF-SB)	mm ² × cores	1.0 ~ 1.5 × 2C
Electrical Characteristic	Minimum Circuit Amperes (MCA)	A	27.0
	Maximum Fuse Amperes (MFA)	A	32.0
	Total Over Current Amperes (TOCA)	A	30.0
	Comp_Maximum Starting Current (MSC)	A	-
	Comp_Rated Load Amperes (Cooling)	A	11.8
	Comp_Rated Load Amperes (Heating)	A	13.2
Connectable indoor units number	Max. (Conditional)	Units	26(40)
Allowable Total Indoor Unit Connected Capacity Ratio	Min. / Max. (Conditional)	%	50~130(200)

Note

- Due to our policy of innovation some specifications may be changed without notification.
 - The minimum flow rate of the product is based on 50% of the rated flow rate or the minimum flow rate value indicated in the specifications, whichever is greater. However, when the 'Variable Water Flow Valve Control KIT' is applied, the minimum flow rate is allowed to 40% of the rated flow rate.
 - If the flow rate is less than minimum flow rate and the indoor unit combination ratio exceeds 130%, ask to LG Electronics even if the 'Variable Water Flow Valve Control KIT' is applied.
 - Sound pressure level is measured on the rated condition in the anechoic rooms.
Sound power level is conversion value based on value measured in the anechoic rooms.
Therefore, these values can be increased owing to ambient conditions during operation.
 - Sound values of combination model are calculated values based on sound results of independent models.
Sound values of system [dB(A)] = $10 \cdot \log [10^{A1/10} + \dots + 10^{An/10}]$, A1~An means sound values of independent models.
 - Of maximum connectable indoor units, the (conditional) number in parentheses means number in accordance with outdoor units combination (160~200%).
The recommended ratio is 130%.
 - Power factor could vary less than $\pm 1\%$ according to the operating conditions.
 - Voltage supplied to the unit terminals should be within the minimum and maximum range. Maximum allowable voltage unbalance between phase is 2%.
 - MSC and RLA values are compressor only test condition.
 - Select the wire size based on the larger value among MCA or TOCA. Wiring cable size must comply with the applicable local and national codes.
 - MFA is recommended fuse amperes.
 - TOCA is minimum required amperes for selecting the circuit breaker and ground fault circuit interrupter. Please select the circuit breaker size equal or greater than TOCA.
 - All installation site must require attachment of an earth leakage breaker.[Circuit breaker type is ELCB (Earth Leakage Circuit Breaker)].
 - Select the electrical equipment of combination unit according to the electrical characteristics of individual unit.
- Performances are based on the following conditions :
- Cooling : Indoor Ambient Temp. 27°CDB / 19°CWB, Water inlet temp. 30°C
 - Heating : Indoor Ambient Temp. 20°CDB / 15°CWB, Water Inlet temp. 20°C
 - Interconnected Pipe Length is 7.5m and difference of Elevation (Outdoor ~ Indoor Unit) is 0m.

1. Specifications

CRWM180LAS5

Category		Unit	Specification
Major	Minor		
Classification	Chassis	-	UWB
Combination	-	-	-
Power Supply	Case 1	V, Phase, Hz	380-400-415, 3, 50
	Limit Range of Voltage(Case 1)	V	342 ~ 456
	Case 2	V, Phase, Hz	380, 3, 60
	Limit Range of Voltage(Case 2)	V	342 ~ 418
	Running Current by Voltage (Cooling,Rated)	A	13.72 - 13.04 - 12.57
	Running Current by Voltage (Heating,Rated)	A	14.25 - 13.53 - 13.04
Cooling Capacity	Rated	kW	50.40
		Btu/h	172,000
Heating Capacity	Rated	kW	56.70
		Btu/h	193,500
Power Input(Cooling)	Rated	kW	8.40
Power Input(Heating)	Rated	kW	8.72
Efficiency	EER(Rated)	W/W	6.00
	COP(Rated)	W/W	6.50
Power Factor(Cooling/Heating)	Rated	-	0.93 / 0.93
Compressor	Type	-	Hermetically Sealed Scroll
	Piston Displacement	cm ³ /rev	62.1
	Number of Revolution	rev./min	3,600
	Motor Output	W x No.	5,300 x 1
	Starting Method	-	Direct On Line
	Oil Type	-	FW68D(PVE)
Heat Exchanger	Type	-	Stainless Steel Plate
	Maximum Pressure Resistance	kg/cm ²	45
Rated Water Flow	-	LPM	173
Range of Water Flow	Min.-Max.	LPM	96.0 - 240.0
Head loss	-	kPa	24.6
Dimensions	Net(W x H x D)	mm	772 x 1,120 x 547
	Shipping(W x H x D)	mm	820 x 1,245 x 645
Weight	Net	kg	158 x 1
	Shipping	kg	166 x 1
Exterior	Color	-	Morning Gray / Dawn Gray
	RAL (Classic)	-	RAL 7038 / RAL 7037
Protection Device	High Pressure Prevention	-	High pressure sensor / High pressure switch
	Discharge Temperature Control	-	Over-heat protection
	Inverter Protection	-	Over-heat protection / Over-current protection
Refrigerant	Type	-	R410A
	Precharged Amount	kg	4.500
	GWP(Global Warming Potential)	-	2,087.5
	t-CO ₂ eq.	-	9.394
	Control Type	-	Electronic expansion valve
Connecting Pipe	Liquid	mm(inch)	Φ15.88 (5/8)
	Gas	mm(inch)	Φ28.58 (1-1/8)
	Low Pressure Gas (Heat Recovery)	mm(inch)	Φ28.58 (1-1/8)
	High Pressure Gas (Heat Recovery)	mm(inch)	Φ22.22 (7/8)
Piping Connection Type	Liquid	-	Brazing
	Gas	-	Brazing
	Low Pressure Gas (Heat Recovery)	-	Brazing
	High Pressure Gas (Heat Recovery)	-	Brazing
Water Connecting Pipes	Inlet	mm	PT 40 (Internal Thread)

1. Specifications

Category		Unit	Specification
Major	Minor		
Water Connecting Pipes	Outlet	mm	PT 40 (Internal Thread)
	Drain Outlet	mm	PT 20 (External Thread)
Sound Pressure Level (Outdoor Unit)	Cooling / Heating	dB(A)	54.0 / 57.0
Measurement Standard (Pressure Level)	-	-	ISO 3741
Sound Power Level (Outdoor Unit)	Cooling / Heating	dB(A)	66.0 / 69.0
Measurement Standard (Power Level)	-	-	-
Connecting Cable	Communication Cable(VCTF-SB)	mm ² × cores	1.0 ~ 1.5 × 2C
Electrical Characteristic	Minimum Circuit Amperes (MCA)	A	30.0
	Maximum Fuse Amperes (MFA)	A	35.0
	Total Over Current Amperes (TOCA)	A	31.0
	Comp_Maximum Starting Current (MSC)	A	-
	Comp_Rated Load Amperes (Cooling)	A	13.5
	Comp_Rated Load Amperes (Heating)	A	14.3
Connectable indoor units number	Max. (Conditional)	Units	29(45)
Allowable Total Indoor Unit Connected Capacity Ratio	Min. / Max. (Conditional)	%	50~130(200)

Note

- Due to our policy of innovation some specifications may be changed without notification.
 - The minimum flow rate of the product is based on 50% of the rated flow rate or the minimum flow rate value indicated in the specifications, whichever is greater. However, when the 'Variable Water Flow Valve Control KIT' is applied, the minimum flow rate is allowed to 40% of the rated flow rate.
 - If the flow rate is less than minimum flow rate and the indoor unit combination ratio exceeds 130%, ask to LG Electronics even if the 'Variable Water Flow Valve Control KIT' is applied.
 - Sound pressure level is measured on the rated condition in the anechoic rooms.
Sound power level is conversion value based on value measured in the anechoic rooms.
Therefore, these values can be increased owing to ambient conditions during operation.
 - Sound values of combination model are calculated values based on sound results of independent models.
Sound values of system [dB(A)] = $10 \cdot \log [10^{A1/10} + \dots + 10^{An/10}]$, A1~An means sound values of independent models.
 - Of maximum connectable indoor units, the (conditional) number in parentheses means number in accordance with outdoor units combination (160~200%).
The recommended ratio is 130%.
 - Power factor could vary less than $\pm 1\%$ according to the operating conditions.
 - Voltage supplied to the unit terminals should be within the minimum and maximum range. Maximum allowable voltage unbalance between phase is 2%.
 - MSC and RLA values are compressor only test condition.
 - Select the wire size based on the larger value among MCA or TOCA. Wiring cable size must comply with the applicable local and national codes.
 - MFA is recommended fuse amperes.
 - TOCA is minimum required amperes for selecting the circuit breaker and ground fault circuit interrupter. Please select the circuit breaker size equal or greater than TOCA.
 - All installation site must require attachment of an earth leakage breaker.[Circuit breaker type is ELCB (Earth Leakage Circuit Breaker)].
 - Select the electrical equipment of combination unit according to the electrical characteristics of individual unit.
- Performances are based on the following conditions :
- Cooling : Indoor Ambient Temp. 27°CDB / 19°CWB, Water inlet temp. 30°C
 - Heating : Indoor Ambient Temp. 20°CDB / 15°CWB, Water Inlet temp. 20°C
 - Interconnected Pipe Length is 7.5m and difference of Elevation (Outdoor ~ Indoor Unit) is 0m.

1. Specifications

CRWM200LAS5

Category		Unit	Specification
Major	Minor		
Classification	Chassis	-	UWB
Combination	-	-	-
Power Supply	Case 1	V, Phase, Hz	380-400-415, 3, 50
	Limit Range of Voltage(Case 1)	V	342 ~ 456
	Case 2	V, Phase, Hz	380, 3, 60
	Limit Range of Voltage(Case 2)	V	342 ~ 418
	Running Current by Voltage (Cooling,Rated)	A	17.46 - 16.59 - 15.99
	Running Current by Voltage (Heating,Rated)	A	18.05 - 17.15 - 16.53
Cooling Capacity	Rated	kW	56.00
		Btu/h	191,100
Heating Capacity	Rated	kW	63.00
		Btu/h	215,000
Power Input(Cooling)	Rated	kW	10.69
Power Input(Heating)	Rated	kW	11.05
Efficiency	EER(Rated)	W/W	5.24
	COP(Rated)	W/W	5.70
Power Factor(Cooling/Heating)	Rated	-	0.93 / 0.93
Compressor	Type	-	Hermetically Sealed Scroll
	Piston Displacement	cm ³ /rev	62.1
	Number of Revolution	rev./min	3,600
	Motor Output	W x No.	5,300 x 1
	Starting Method	-	Direct On Line
	Oil Type	-	FW68D(PVE)
Heat Exchanger	Type	-	Stainless Steel Plate
	Maximum Pressure Resistance	kg/cm ²	45
Rated Water Flow	-	LPM	192
Range of Water Flow	Min.-Max.	LPM	96.0 - 240.0
Head loss	-	kPa	29.9
Dimensions	Net(W x H x D)	mm	772 x 1,120 x 547
	Shipping(W x H x D)	mm	820 x 1,245 x 645
Weight	Net	kg	158 x 1
	Shipping	kg	166 x 1
Exterior	Color	-	Morning Gray / Dawn Gray
	RAL (Classic)	-	RAL 7038 / RAL 7037
Protection Device	High Pressure Prevention	-	High pressure sensor / High pressure switch
	Discharge Temperature Control	-	Over-heat protection
	Inverter Protection	-	Over-heat protection / Over-current protection
Refrigerant	Type	-	R410A
	Precharged Amount	kg	4.500
	GWP(Global Warming Potential)	-	2,087.5
	t-CO ₂ eq.	-	9.394
	Control Type	-	Electronic expansion valve
Connecting Pipe	Liquid	mm(inch)	Φ15.88 (5/8)
	Gas	mm(inch)	Φ28.58 (1-1/8)
	Low Pressure Gas (Heat Recovery)	mm(inch)	Φ28.58 (1-1/8)
	High Pressure Gas (Heat Recovery)	mm(inch)	Φ22.2 (7/8)
Piping Connection Type	Liquid	-	Brazing
	Gas	-	Brazing
	Low Pressure Gas (Heat Recovery)	-	Brazing
	High Pressure Gas (Heat Recovery)	-	Brazing
Water Connecting Pipes	Inlet	mm	PT 40 (Internal Thread)

1. Specifications

Category		Unit	Specification
Major	Minor		
Water Connecting Pipes	Outlet	mm	PT 40 (Internal Thread)
	Drain Outlet	mm	PT 20 (External Thread)
Sound Pressure Level (Outdoor Unit)	Cooling / Heating	dB(A)	55.0 / 56.0
Measurement Standard (Pressure Level)	-	-	ISO 3741
Sound Power Level (Outdoor Unit)	Cooling / Heating	dB(A)	67.0 / 68.0
Measurement Standard (Power Level)	-	-	-
Connecting Cable	Communication Cable(VCTF-SB)	mm ² × cores	1.0 ~ 1.5 × 2C
Electrical Characteristic	Minimum Circuit Amperes (MCA)	A	32.0
	Maximum Fuse Amperes (MFA)	A	35.0
	Total Over Current Amperes (TOCA)	A	33.0
	Comp_Maximum Starting Current (MSC)	A	-
	Comp_Rated Load Amperes (Cooling)	A	17.2
	Comp_Rated Load Amperes (Heating)	A	18.1
Connectable indoor units number	Max. (Conditional)	Units	32(50)
Allowable Total Indoor Unit Connected Capacity Ratio	Min. / Max. (Conditional)	%	50~130(200)

Note

- Due to our policy of innovation some specifications may be changed without notification.
 - The minimum flow rate of the product is based on 50% of the rated flow rate or the minimum flow rate value indicated in the specifications, whichever is greater. However, when the 'Variable Water Flow Valve Control KIT' is applied, the minimum flow rate is allowed to 40% of the rated flow rate.
 - If the flow rate is less than minimum flow rate and the indoor unit combination ratio exceeds 130%, ask to LG Electronics even if the 'Variable Water Flow Valve Control KIT' is applied.
 - Sound pressure level is measured on the rated condition in the anechoic rooms.
Sound power level is conversion value based on value measured in the anechoic rooms.
Therefore, these values can be increased owing to ambient conditions during operation.
 - Sound values of combination model are calculated values based on sound results of independent models.
Sound values of system [dB(A)] = $10 \cdot \log [10^{A1/10} + \dots + 10^{An/10}]$, A1~An means sound values of independent models.
 - Of maximum connectable indoor units, the (conditional) number in parentheses means number in accordance with outdoor units combination (160~200%).
The recommended ratio is 130%.
 - Power factor could vary less than $\pm 1\%$ according to the operating conditions.
 - Voltage supplied to the unit terminals should be within the minimum and maximum range. Maximum allowable voltage unbalance between phase is 2%.
 - MSC and RLA values are compressor only test condition.
 - Select the wire size based on the larger value among MCA or TOCA. Wiring cable size must comply with the applicable local and national codes.
 - MFA is recommended fuse amperes.
 - TOCA is minimum required amperes for selecting the circuit breaker and ground fault circuit interrupter. Please select the circuit breaker size equal or greater than TOCA.
 - All installation site must require attachment of an earth leakage breaker.[Circuit breaker type is ELCB (Earth Leakage Circuit Breaker)].
 - Select the electrical equipment of combination unit according to the electrical characteristics of individual unit.
- Performances are based on the following conditions :
- Cooling : Indoor Ambient Temp. 27°CDB / 19°CWB, Water inlet temp. 30°C
 - Heating : Indoor Ambient Temp. 20°CDB / 15°CWB, Water Inlet temp. 20°C
 - Interconnected Pipe Length is 7.5m and difference of Elevation (Outdoor ~ Indoor Unit) is 0m.

1. Specifications

CRWM220LAS5

Category		Unit	Specification
Major	Minor		
Classification	Chassis	-	UWB + UWB
Combination	-	-	120 + 100
Power Supply	Case 1	V, Phase, Hz	380-400-415, 3, 50
	Limit Range of Voltage(Case 1)	V	342 ~ 456
	Case 2	V, Phase, Hz	380, 3, 60
	Limit Range of Voltage(Case 2)	V	342 ~ 418
	Running Current by Voltage (Cooling,Rated)	A	15.24 - 14.48 - 13.96
	Running Current by Voltage (Heating,Rated)	A	16.55 - 15.72 - 15.16
Cooling Capacity	Rated	kW	61.60
		Btu/h	210,200
Heating Capacity	Rated	kW	69.30
		Btu/h	236,500
Power Input(Cooling)	Rated	kW	9.33
Power Input(Heating)	Rated	kW	10.13
Efficiency	EER(Rated)	W/W	6.60
	COP(Rated)	W/W	6.84
Power Factor(Cooling/Heating)	Rated	-	0.93 / 0.93
Compressor	Type	-	Hermetically Sealed Scroll
	Piston Displacement	cm ³ /rev	62.1 x 2
	Number of Revolution	rev./min	3,600 x 2
	Motor Output	W x No.	5,300 x 2
	Starting Method	-	Direct On Line
	Oil Type	-	FW68D(PVE)
Heat Exchanger	Type	-	Stainless Steel Plate
	Maximum Pressure Resistance	kg/cm ²	45
Rated Water Flow	-	LPM	115 + 96
Range of Water Flow	Min.-Max.	LPM	114.0 ~ 314.0
Head loss	-	kPa	22.1 + 15.9
Dimensions	Net(W x H x D)	mm	(772 x 1,120 x 547) x 2
	Shipping(W x H x D)	mm	(820 x 1,245 x 645) x 2
Weight	Net	kg	149 x 2
	Shipping	kg	157 x 2
Exterior	Color	-	Morning Gray / Dawn Gray
	RAL (Classic)	-	RAL 7038 / RAL 7037
Protection Device	High Pressure Prevention	-	High pressure sensor / High pressure switch
	Discharge Temperature Control	-	Over-heat protection
	Inverter Protection	-	Over-heat protection / Over-current protection
Refrigerant	Type	-	R410A
	Precharged Amount	kg	3.500 + 3.500
	GWP(Global Warming Potential)	-	2,087.5
	t-CO ₂ eq.	-	14.613
	Control Type	-	Electronic expansion valve
Connecting Pipe	Liquid	mm(inch)	15.88 (5/8)
	Gas	mm(inch)	28.58(1-1/8)
	Low Pressure Gas (Heat Recovery)	mm(inch)	28.58(1-1/8)
	High Pressure Gas (Heat Recovery)	mm(inch)	28.58(1-1/8)
Piping Connection Type	Liquid	-	Brazing
	Gas	-	Brazing
	Low Pressure Gas (Heat Recovery)	-	Brazing
	High Pressure Gas (Heat Recovery)	-	Brazing
Water Connecting Pipes	Inlet	mm	PT 40 + PT 40 (Internal Thread)

1. Specifications

Category		Unit	Specification
Major	Minor		
Water Connecting Pipes	Outlet	mm	PT 40 + PT 40 (Internal Thread)
	Drain Outlet	mm	PT 20 (External Thread)
Sound Pressure Level (Outdoor Unit)	Cooling / Heating	dB(A)	51.0 / 53.0
Measurement Standard (Pressure Level)	-	-	ISO 3741
Sound Power Level (Outdoor Unit)	Cooling / Heating	dB(A)	64.0 / 66.0
Measurement Standard (Power Level)	-	-	-
Connecting Cable	Communication Cable(VCTF-SB)	mm ² × cores	1.0 ~ 1.5 × 2C
Electrical Characteristic	Minimum Circuit Amperes (MCA)	A	36.0
	Maximum Fuse Amperes (MFA)	A	45.0
	Total Over Current Amperes (TOCA)	A	38.0
	Comp_Maximum Starting Current (MSC)	A	-
	Comp_Rated Load Amperes (Cooling)	A	15.2
	Comp_Rated Load Amperes (Heating)	A	16.6
Connectable indoor units number	Max. (Conditional)	Units	35(44)
Allowable Total Indoor Unit Connected Capacity Ratio	Min. / Max. (Conditional)	%	50~130(160)

Note

- Due to our policy of innovation some specifications may be changed without notification.
 - The minimum flow rate of the product is based on 50% of the rated flow rate or the minimum flow rate value indicated in the specifications, whichever is greater. However, when the 'Variable Water Flow Valve Control KIT' is applied, the minimum flow rate is allowed to 40% of the rated flow rate.
 - If the flow rate is less than minimum flow rate and the indoor unit combination ratio exceeds 130%, ask to LG Electronics even if the 'Variable Water Flow Valve Control KIT' is applied.
 - Sound pressure level is measured on the rated condition in the anechoic rooms.
Sound power level is conversion value based on value measured in the anechoic rooms.
Therefore, these values can be increased owing to ambient conditions during operation.
 - Sound values of combination model are calculated values based on sound results of independent models.
Sound values of system [dB(A)] = $10 \cdot \log [10^{A_1/10} + \dots + 10^{A_n/10}]$, A1~An means sound values of independent models.
 - Of maximum connectable indoor units, the (conditional) number in parentheses means number in accordance with outdoor units combination (160~200%).
The recommended ratio is 130%.
 - Power factor could vary less than $\pm 1\%$ according to the operating conditions.
 - Voltage supplied to the unit terminals should be within the minimum and maximum range. Maximum allowable voltage unbalance between phase is 2%.
 - MSC and RLA values are compressor only test condition.
 - Select the wire size based on the larger value among MCA or TOCA. Wiring cable size must comply with the applicable local and national codes.
 - MFA is recommended fuse amperes.
 - TOCA is minimum required amperes for selecting the circuit breaker and ground fault circuit interrupter. Please select the circuit breaker size equal or greater than TOCA.
 - All installation site must require attachment of an earth leakage breaker.[Circuit breaker type is ELCB (Earth Leakage Circuit Breaker)].
 - Select the electrical equipment of combination unit according to the electrical characteristics of individual unit.
-
- Performances are based on the following conditions :
 - Cooling : Indoor Ambient Temp. 27°CDB / 19°CWB, Water inlet temp. 30°C
 - Heating : Indoor Ambient Temp. 20°CDB / 15°CWB, Water Inlet temp. 20°C
 - Interconnected Pipe Length is 7.5m and difference of Elevation (Outdoor ~ Indoor Unit) is 0m.

1. Specifications

CRWM240LAS5

Category		Unit	Specification
Major	Minor		
Classification	Chassis	-	UWB + UWB
Combination	-	-	120 + 120
Power Supply	Case 1	V, Phase, Hz	380-400-415, 3, 50
	Limit Range of Voltage(Case 1)	V	342 ~ 456
	Case 2	V, Phase, Hz	380, 3, 60
	Limit Range of Voltage(Case 2)	V	342 ~ 418
	Running Current by Voltage (Cooling,Rated)	A	16.79 - 15.95 - 15.38
	Running Current by Voltage (Heating,Rated)	A	18.16 - 17.26 - 16.64
Cooling Capacity	Rated	kW	67.20
		Btu/h	229,300
Heating Capacity	Rated	kW	75.60
		Btu/h	258,000
Power Input(Cooling)	Rated	kW	10.28
Power Input(Heating)	Rated	kW	11.12
Efficiency	EER(Rated)	W/W	6.54
	COP(Rated)	W/W	6.80
Power Factor(Cooling/Heating)	Rated	-	0.93 / 0.93
Compressor	Type	-	Hermetically Sealed Scroll
	Piston Displacement	cm ³ /rev	62.1 x 2
	Number of Revolution	rev./min	3,600 x 2
	Motor Output	W x No.	5,300 x 2
	Starting Method	-	Direct On Line
	Oil Type	-	FW68D(PVE)
Heat Exchanger	Type	-	Stainless Steel Plate
	Maximum Pressure Resistance	kg/cm ²	45
Rated Water Flow	-	LPM	115 + 115
Range of Water Flow	Min.-Max.	LPM	114.0 ~ 340.0
Head loss	-	kPa	22.1 + 22.1
Dimensions	Net(W x H x D)	mm	(772 x 1,120 x 547) x 2
	Shipping(W x H x D)	mm	(820 x 1,245 x 645) x 2
Weight	Net	kg	149 x 2
	Shipping	kg	157 x 2
Exterior	Color	-	Morning Gray / Dawn Gray
	RAL (Classic)	-	RAL 7038 / RAL 7037
Protection Device	High Pressure Prevention	-	High pressure sensor / High pressure switch
	Discharge Temperature Control	-	Over-heat protection
	Inverter Protection	-	Over-heat protection / Over-current protection
Refrigerant	Type	-	R410A
	Precharged Amount	kg	3.500 + 3.500
	GWP(Global Warming Potential)	-	2,087.5
	t-CO ₂ eq.	-	14.613
	Control Type	-	Electronic expansion valve
Connecting Pipe	Liquid	mm(inch)	15.88 (5/8)
	Gas	mm(inch)	34.9(1-3/8)
	Low Pressure Gas (Heat Recovery)	mm(inch)	34.9(1-3/8)
	High Pressure Gas (Heat Recovery)	mm(inch)	28.58(1-1/8)
Piping Connection Type	Liquid	-	Brazing
	Gas	-	Brazing
	Low Pressure Gas (Heat Recovery)	-	Brazing
	High Pressure Gas (Heat Recovery)	-	Brazing
Water Connecting Pipes	Inlet	mm	PT 40 + PT 40 (Internal Thread)

1. Specifications

Category		Unit	Specification
Major	Minor		
Water Connecting Pipes	Outlet	mm	PT 40 + PT 40 (Internal Thread)
	Drain Outlet	mm	PT 20 (External Thread)
Sound Pressure Level (Outdoor Unit)	Cooling / Heating	dB(A)	51.0 / 54.0
Measurement Standard (Pressure Level)	-	-	ISO 3741
Sound Power Level (Outdoor Unit)	Cooling / Heating	dB(A)	64.0 / 67.0
Measurement Standard (Power Level)	-	-	-
Connecting Cable	Communication Cable(VCTF-SB)	mm ² × cores	1.0 ~ 1.5 × 2C
Electrical Characteristic	Minimum Circuit Amperes (MCA)	A	38.0
	Maximum Fuse Amperes (MFA)	A	50.0
	Total Over Current Amperes (TOCA)	A	40.0
	Comp_Maximum Starting Current (MSC)	A	-
	Comp_Rated Load Amperes (Cooling)	A	16.8
	Comp_Rated Load Amperes (Heating)	A	18.2
Connectable indoor units number	Max. (Conditional)	Units	39(48)
Allowable Total Indoor Unit Connected Capacity Ratio	Min. / Max. (Conditional)	%	50~130(160)

Note

- Due to our policy of innovation some specifications may be changed without notification.
 - The minimum flow rate of the product is based on 50% of the rated flow rate or the minimum flow rate value indicated in the specifications, whichever is greater. However, when the 'Variable Water Flow Valve Control KIT' is applied, the minimum flow rate is allowed to 40% of the rated flow rate.
 - If the flow rate is less than minimum flow rate and the indoor unit combination ratio exceeds 130%, ask to LG Electronics even if the 'Variable Water Flow Valve Control KIT' is applied.
 - Sound pressure level is measured on the rated condition in the anechoic rooms.
Sound power level is conversion value based on value measured in the anechoic rooms.
Therefore, these values can be increased owing to ambient conditions during operation.
 - Sound values of combination model are calculated values based on sound results of independent models.
Sound values of system [dB(A)] = $10 \cdot \log [10^{A1/10} + \dots + 10^{An/10}]$, A1~An means sound values of independent models.
 - Of maximum connectable indoor units, the (conditional) number in parentheses means number in accordance with outdoor units combination (160~200%).
The recommended ratio is 130%.
 - Power factor could vary less than $\pm 1\%$ according to the operating conditions.
 - Voltage supplied to the unit terminals should be within the minimum and maximum range. Maximum allowable voltage unbalance between phase is 2%.
 - MSC and RLA values are compressor only test condition.
 - Select the wire size based on the larger value among MCA or TOCA. Wiring cable size must comply with the applicable local and national codes.
 - MFA is recommended fuse amperes.
 - TOCA is minimum required amperes for selecting the circuit breaker and ground fault circuit interrupter. Please select the circuit breaker size equal or greater than TOCA.
 - All installation site must require attachment of an earth leakage breaker.[Circuit breaker type is ELCB (Earth Leakage Circuit Breaker)].
 - Select the electrical equipment of combination unit according to the electrical characteristics of individual unit.
-
- Performances are based on the following conditions :
 - Cooling : Indoor Ambient Temp. 27°CDB / 19°CWB, Water inlet temp. 30°C
 - Heating : Indoor Ambient Temp. 20°CDB / 15°CWB, Water Inlet temp. 20°C
 - Interconnected Pipe Length is 7.5m and difference of Elevation (Outdoor ~ Indoor Unit) is 0m.

1. Specifications

CRWM260LAS5

Category		Unit	Specification
Major	Minor		
Classification	Chassis	-	UWB + UWB
Combination	-	-	140 + 120
Power Supply	Case 1	V, Phase, Hz	380-400-415, 3, 50
	Limit Range of Voltage(Case 1)	V	342 ~ 456
	Case 2	V, Phase, Hz	380, 3, 60
	Limit Range of Voltage(Case 2)	V	342 ~ 418
	Running Current by Voltage (Cooling,Rated)	A	18.56 - 17.63 - 16.99
	Running Current by Voltage (Heating,Rated)	A	20.16 - 19.15 - 18.46
Cooling Capacity	Rated	kW	72.80
		Btu/h	248,400
Heating Capacity	Rated	kW	81.90
		Btu/h	279,500
Power Input(Cooling)	Rated	kW	11.36
Power Input(Heating)	Rated	kW	12.34
Efficiency	EER(Rated)	W/W	6.41
	COP(Rated)	W/W	6.64
Power Factor(Cooling/Heating)	Rated	-	0.93 / 0.93
Compressor	Type	-	Hermetically Sealed Scroll
	Piston Displacement	cm ³ /rev	62.1 x 2
	Number of Revolution	rev./min	3,600 x 2
	Motor Output	W x No.	5,300 x 2
	Starting Method	-	Direct On Line
	Oil Type	-	FW68D(PVE)
Heat Exchanger	Type	-	Stainless Steel Plate
	Maximum Pressure Resistance	kg/cm ²	45
Rated Water Flow	-	LPM	135 + 115
Range of Water Flow	Min.-Max.	LPM	124.5 ~ 340.0
Head loss	-	kPa	29.6 + 22.1
Dimensions	Net(W x H x D)	mm	(772 x 1,120 x 547) x 2
	Shipping(W x H x D)	mm	(820 x 1,245 x 645) x 2
Weight	Net	kg	149 x 2
	Shipping	kg	157 x 2
Exterior	Color	-	Morning Gray / Dawn Gray
	RAL (Classic)	-	RAL 7038 / RAL 7037
Protection Device	High Pressure Prevention	-	High pressure sensor / High pressure switch
	Discharge Temperature Control	-	Over-heat protection
	Inverter Protection	-	Over-heat protection / Over-current protection
Refrigerant	Type	-	R410A
	Precharged Amount	kg	3.500 + 3.500
	GWP(Global Warming Potential)	-	2,087.5
	t-CO ₂ eq.	-	14.613
	Control Type	-	Electronic expansion valve
Connecting Pipe	Liquid	mm(inch)	19.05(3/4)
	Gas	mm(inch)	34.9(1-3/8)
	Low Pressure Gas (Heat Recovery)	mm(inch)	34.9(1-3/8)
	High Pressure Gas (Heat Recovery)	mm(inch)	28.58(1-1/8)
Piping Connection Type	Liquid	-	Brazing
	Gas	-	Brazing
	Low Pressure Gas (Heat Recovery)	-	Brazing
	High Pressure Gas (Heat Recovery)	-	Brazing
Water Connecting Pipes	Inlet	mm	PT 40 + PT 40 (Internal Thread)

1. Specifications

Category		Unit	Specification
Major	Minor		
Water Connecting Pipes	Outlet	mm	PT 40 + PT 40 (Internal Thread)
	Drain Outlet	mm	PT 20 (External Thread)
Sound Pressure Level (Outdoor Unit)	Cooling / Heating	dB(A)	53.0 / 55.0
Measurement Standard (Pressure Level)	-	-	ISO 3741
Sound Power Level (Outdoor Unit)	Cooling / Heating	dB(A)	66.0 / 68.0
Measurement Standard (Power Level)	-	-	-
Connecting Cable	Communication Cable(VCTF-SB)	mm ² × cores	1.0 ~ 1.5 × 2C
Electrical Characteristic	Minimum Circuit Amperes (MCA)	A	41.0
	Maximum Fuse Amperes (MFA)	A	50.0
	Total Over Current Amperes (TOCA)	A	43.0
	Comp_Maximum Starting Current (MSC)	A	-
	Comp_Rated Load Amperes (Cooling)	A	18.6
	Comp_Rated Load Amperes (Heating)	A	20.2
Connectable indoor units number	Max. (Conditional)	Units	42(52)
Allowable Total Indoor Unit Connected Capacity Ratio	Min. / Max. (Conditional)	%	50~130(160)

Note

- Due to our policy of innovation some specifications may be changed without notification.
 - The minimum flow rate of the product is based on 50% of the rated flow rate or the minimum flow rate value indicated in the specifications, whichever is greater. However, when the 'Variable Water Flow Valve Control KIT' is applied, the minimum flow rate is allowed to 40% of the rated flow rate.
 - If the flow rate is less than minimum flow rate and the indoor unit combination ratio exceeds 130%, ask to LG Electronics even if the 'Variable Water Flow Valve Control KIT' is applied.
 - Sound pressure level is measured on the rated condition in the anechoic rooms.
Sound power level is conversion value based on value measured in the anechoic rooms.
Therefore, these values can be increased owing to ambient conditions during operation.
 - Sound values of combination model are calculated values based on sound results of independent models.
Sound values of system [dB(A)] = $10 \cdot \log [10^{A1/10} + \dots + 10^{An/10}]$, A1~An means sound values of independent models.
 - Of maximum connectable indoor units, the (conditional) number in parentheses means number in accordance with outdoor units combination (160~200%).
The recommended ratio is 130%.
 - Power factor could vary less than $\pm 1\%$ according to the operating conditions.
 - Voltage supplied to the unit terminals should be within the minimum and maximum range. Maximum allowable voltage unbalance between phase is 2%.
 - MSC and RLA values are compressor only test condition.
 - Select the wire size based on the larger value among MCA or TOCA. Wiring cable size must comply with the applicable local and national codes.
 - MFA is recommended fuse amperes.
 - TOCA is minimum required amperes for selecting the circuit breaker and ground fault circuit interrupter. Please select the circuit breaker size equal or greater than TOCA.
 - All installation site must require attachment of an earth leakage breaker.[Circuit breaker type is ELCB (Earth Leakage Circuit Breaker)].
 - Select the electrical equipment of combination unit according to the electrical characteristics of individual unit.
-
- Performances are based on the following conditions :
 - Cooling : Indoor Ambient Temp. 27°CDB / 19°CWB, Water inlet temp. 30°C
 - Heating : Indoor Ambient Temp. 20°CDB / 15°CWB, Water Inlet temp. 20°C
 - Interconnected Pipe Length is 7.5m and difference of Elevation (Outdoor ~ Indoor Unit) is 0m.

1. Specifications

CRWM280LAS5

Category		Unit	Specification
Major	Minor		
Classification	Chassis	-	UWB + UWB
Combination	-	-	160 + 120
Power Supply	Case 1	V, Phase, Hz	380-400-415, 3, 50
	Limit Range of Voltage(Case 1)	V	342 ~ 456
	Case 2	V, Phase, Hz	380, 3, 60
	Limit Range of Voltage(Case 2)	V	342 ~ 418
	Running Current by Voltage (Cooling,Rated)	A	20.36 - 19.34 - 18.64
	Running Current by Voltage (Heating,Rated)	A	22.25 - 21.14 - 20.38
Cooling Capacity	Rated	kW	78.40
		Btu/h	267,500
Heating Capacity	Rated	kW	88.20
		Btu/h	301,000
Power Input(Cooling)	Rated	kW	12.46
Power Input(Heating)	Rated	kW	13.62
Efficiency	EER(Rated)	W/W	6.29
	COP(Rated)	W/W	6.48
Power Factor(Cooling/Heating)	Rated	-	0.93 / 0.93
Compressor	Type	-	Hermetically Sealed Scroll
	Piston Displacement	cm ³ /rev	62.1 x 2
	Number of Revolution	rev./min	3,600 x 2
	Motor Output	W x No.	5,300 x 2
	Starting Method	-	Direct On Line
	Oil Type	-	FW68D(PVE)
Heat Exchanger	Type	-	Stainless Steel Plate
	Maximum Pressure Resistance	kg/cm ²	45
Rated Water Flow	-	LPM	154 + 115
Range of Water Flow	Min.-Max.	LPM	134.0 ~ 345.0
Head loss	-	kPa	37.7 + 22.1
Dimensions	Net(W x H x D)	mm	(772 x 1,120 x 547) x 2
	Shipping(W x H x D)	mm	(820 x 1,245 x 645) x 2
Weight	Net	kg	149 x 2
	Shipping	kg	157 x 2
Exterior	Color	-	Morning Gray / Dawn Gray
	RAL (Classic)	-	RAL 7038 / RAL 7037
Protection Device	High Pressure Prevention	-	High pressure sensor / High pressure switch
	Discharge Temperature Control	-	Over-heat protection
	Inverter Protection	-	Over-heat protection / Over-current protection
Refrigerant	Type	-	R410A
	Precharged Amount	kg	3.500 + 3.500
	GWP(Global Warming Potential)	-	2,087.5
	t-CO ₂ eq.	-	14.613
	Control Type	-	Electronic expansion valve
Connecting Pipe	Liquid	mm(inch)	19.05(3/4)
	Gas	mm(inch)	34.9(1-3/8)
	Low Pressure Gas (Heat Recovery)	mm(inch)	34.9(1-3/8)
	High Pressure Gas (Heat Recovery)	mm(inch)	28.58(1-1/8)
Piping Connection Type	Liquid	-	Brazing
	Gas	-	Brazing
	Low Pressure Gas (Heat Recovery)	-	Brazing
	High Pressure Gas (Heat Recovery)	-	Brazing
Water Connecting Pipes	Inlet	mm	PT 40 + PT 40 (Internal Thread)

1. Specifications

Category		Unit	Specification
Major	Minor		
Water Connecting Pipes	Outlet	mm	PT 40 + PT 40 (Internal Thread)
	Drain Outlet	mm	PT 20 (External Thread)
Sound Pressure Level (Outdoor Unit)	Cooling / Heating	dB(A)	53.0 / 57.0
Measurement Standard (Pressure Level)	-	-	ISO 3741
Sound Power Level (Outdoor Unit)	Cooling / Heating	dB(A)	66.0 / 70.0
Measurement Standard (Power Level)	-	-	-
Connecting Cable	Communication Cable(VCTF-SB)	mm ² × cores	1.0 ~ 1.5 × 2C
Electrical Characteristic	Minimum Circuit Amperes (MCA)	A	46.0
	Maximum Fuse Amperes (MFA)	A	57.0
	Total Over Current Amperes (TOCA)	A	50.0
	Comp_Maximum Starting Current (MSC)	A	-
	Comp_Rated Load Amperes (Cooling)	A	20.4
	Comp_Rated Load Amperes (Heating)	A	22.3
Connectable indoor units number	Max. (Conditional)	Units	45(56)
Allowable Total Indoor Unit Connected Capacity Ratio	Min. / Max. (Conditional)	%	50~130(160)

Note

- Due to our policy of innovation some specifications may be changed without notification.
 - The minimum flow rate of the product is based on 50% of the rated flow rate or the minimum flow rate value indicated in the specifications, whichever is greater. However, when the 'Variable Water Flow Valve Control KIT' is applied, the minimum flow rate is allowed to 40% of the rated flow rate.
 - If the flow rate is less than minimum flow rate and the indoor unit combination ratio exceeds 130%, ask to LG Electronics even if the 'Variable Water Flow Valve Control KIT' is applied.
 - Sound pressure level is measured on the rated condition in the anechoic rooms.
Sound power level is conversion value based on value measured in the anechoic rooms.
Therefore, these values can be increased owing to ambient conditions during operation.
 - Sound values of combination model are calculated values based on sound results of independent models.
Sound values of system [dB(A)] = $10 \cdot \log [10^{A1/10} + \dots + 10^{An/10}]$, A1~An means sound values of independent models.
 - Of maximum connectable indoor units, the (conditional) number in parentheses means number in accordance with outdoor units combination (160~200%).
The recommended ratio is 130%.
 - Power factor could vary less than $\pm 1\%$ according to the operating conditions.
 - Voltage supplied to the unit terminals should be within the minimum and maximum range. Maximum allowable voltage unbalance between phase is 2%.
 - MSC and RLA values are compressor only test condition.
 - Select the wire size based on the larger value among MCA or TOCA. Wiring cable size must comply with the applicable local and national codes.
 - MFA is recommended fuse amperes.
 - TOCA is minimum required amperes for selecting the circuit breaker and ground fault circuit interrupter. Please select the circuit breaker size equal or greater than TOCA.
 - All installation site must require attachment of an earth leakage breaker.[Circuit breaker type is ELCB (Earth Leakage Circuit Breaker)].
 - Select the electrical equipment of combination unit according to the electrical characteristics of individual unit.
-
- Performances are based on the following conditions :
 - Cooling : Indoor Ambient Temp. 27°CDB / 19°CWB, Water inlet temp. 30°C
 - Heating : Indoor Ambient Temp. 20°CDB / 15°CWB, Water Inlet temp. 20°C
 - Interconnected Pipe Length is 7.5m and difference of Elevation (Outdoor ~ Indoor Unit) is 0m.

1. Specifications

CRWM300LAS5

Category		Unit	Specification
Major	Minor		
Classification	Chassis	-	UWB + UWB
Combination	-	-	180 + 120
Power Supply	Case 1	V, Phase, Hz	380-400-415, 3, 50
	Limit Range of Voltage(Case 1)	V	342 ~ 456
	Case 2	V, Phase, Hz	380, 3, 60
	Limit Range of Voltage(Case 2)	V	342 ~ 418
	Running Current by Voltage (Cooling,Rated)	A	22.12 - 21.01 - 20.25
	Running Current by Voltage (Heating,Rated)	A	23.33 - 22.16 - 21.36
Cooling Capacity	Rated	kW	84.00
		Btu/h	286,600
Heating Capacity	Rated	kW	94.50
		Btu/h	322,400
Power Input(Cooling)	Rated	kW	13.54
Power Input(Heating)	Rated	kW	14.28
Efficiency	EER(Rated)	W/W	6.20
	COP(Rated)	W/W	6.62
Power Factor(Cooling/Heating)	Rated	-	0.93 / 0.93
Compressor	Type	-	Hermetically Sealed Scroll
	Piston Displacement	cm ³ /rev	62.1 x 2
	Number of Revolution	rev./min	3,600 x 2
	Motor Output	W x No.	5,300 x 2
	Starting Method	-	Direct On Line
	Oil Type	-	FW68D(PVE)
Heat Exchanger	Type	-	Stainless Steel Plate
	Maximum Pressure Resistance	kg/cm ²	45
Rated Water Flow	-	LPM	173 + 115
Range of Water Flow	Min.-Max.	LPM	153.0 ~ 410.0
Head loss	-	kPa	24.6 + 22.1
Dimensions	Net(W x H x D)	mm	(772 x 1,120 x 547) x 2
	Shipping(W x H x D)	mm	(820 x 1,245 x 645) x 2
Weight	Net	kg	(158 x 1) + (149 x 1)
	Shipping	kg	(166 x 1) + (157 x 1)
Exterior	Color	-	Morning Gray / Dawn Gray
	RAL (Classic)	-	RAL 7038 / RAL 7037
Protection Device	High Pressure Prevention	-	High pressure sensor / High pressure switch
	Discharge Temperature Control	-	Over-heat protection
	Inverter Protection	-	Over-heat protection / Over-current protection
Refrigerant	Type	-	R410A
	Precharged Amount	kg	4.500 + 3.500
	GWP(Global Warming Potential)	-	2,087.5
	t-CO ₂ eq.	-	16.700
	Control Type	-	Electronic expansion valve
Connecting Pipe	Liquid	mm(inch)	19.05(3/4)
	Gas	mm(inch)	34.9(1-3/8)
	Low Pressure Gas (Heat Recovery)	mm(inch)	34.9(1-3/8)
	High Pressure Gas (Heat Recovery)	mm(inch)	28.58(1-1/8)
Piping Connection Type	Liquid	-	Brazing
	Gas	-	Brazing
	Low Pressure Gas (Heat Recovery)	-	Brazing
	High Pressure Gas (Heat Recovery)	-	Brazing
Water Connecting Pipes	Inlet	mm	PT 40 + PT 40 (Internal Thread)

1. Specifications

Category		Unit	Specification
Major	Minor		
Water Connecting Pipes	Outlet	mm	PT 40 + PT 40 (Internal Thread)
	Drain Outlet	mm	PT 20 (External Thread)
Sound Pressure Level (Outdoor Unit)	Cooling / Heating	dB(A)	55.0 / 58.0
Measurement Standard (Pressure Level)	-	-	ISO 3741
Sound Power Level (Outdoor Unit)	Cooling / Heating	dB(A)	68.0 / 71.0
Measurement Standard (Power Level)	-	-	-
Connecting Cable	Communication Cable(VCTF-SB)	mm ² × cores	1.0 ~ 1.5 × 2C
Electrical Characteristic	Minimum Circuit Amperes (MCA)	A	49.0
	Maximum Fuse Amperes (MFA)	A	60.0
	Total Over Current Amperes (TOCA)	A	51.0
	Comp_Maximum Starting Current (MSC)	A	-
	Comp_Rated Load Amperes (Cooling)	A	22.1
	Comp_Rated Load Amperes (Heating)	A	23.3
Connectable indoor units number	Max. (Conditional)	Units	49(60)
Allowable Total Indoor Unit Connected Capacity Ratio	Min. / Max. (Conditional)	%	50~130(160)

Note

- Due to our policy of innovation some specifications may be changed without notification.
 - The minimum flow rate of the product is based on 50% of the rated flow rate or the minimum flow rate value indicated in the specifications, whichever is greater. However, when the 'Variable Water Flow Valve Control KIT' is applied, the minimum flow rate is allowed to 40% of the rated flow rate.
 - If the flow rate is less than minimum flow rate and the indoor unit combination ratio exceeds 130%, ask to LG Electronics even if the 'Variable Water Flow Valve Control KIT' is applied.
 - Sound pressure level is measured on the rated condition in the anechoic rooms.
Sound power level is conversion value based on value measured in the anechoic rooms.
Therefore, these values can be increased owing to ambient conditions during operation.
 - Sound values of combination model are calculated values based on sound results of independent models.
Sound values of system [dB(A)] = $10 \cdot \log [10^{A1/10} + \dots + 10^{An/10}]$, A1~An means sound values of independent models.
 - Of maximum connectable indoor units, the (conditional) number in parentheses means number in accordance with outdoor units combination (160~200%).
The recommended ratio is 130%.
 - Power factor could vary less than $\pm 1\%$ according to the operating conditions.
 - Voltage supplied to the unit terminals should be within the minimum and maximum range. Maximum allowable voltage unbalance between phase is 2%.
 - MSC and RLA values are compressor only test condition.
 - Select the wire size based on the larger value among MCA or TOCA. Wiring cable size must comply with the applicable local and national codes.
 - MFA is recommended fuse amperes.
 - TOCA is minimum required amperes for selecting the circuit breaker and ground fault circuit interrupter. Please select the circuit breaker size equal or greater than TOCA.
 - All installation site must require attachment of an earth leakage breaker.[Circuit breaker type is ELCB (Earth Leakage Circuit Breaker)].
 - Select the electrical equipment of combination unit according to the electrical characteristics of individual unit.
- Performances are based on the following conditions :
- Cooling : Indoor Ambient Temp. 27°CDB / 19°CWB, Water inlet temp. 30°C
 - Heating : Indoor Ambient Temp. 20°CDB / 15°CWB, Water Inlet temp. 20°C
 - Interconnected Pipe Length is 7.5m and difference of Elevation (Outdoor ~ Indoor Unit) is 0m.

1. Specifications

CRWM320LAS5

Category		Unit	Specification
Major	Minor		
Classification	Chassis	-	UWB + UWB
Combination	-	-	200 + 120
Power Supply	Case 1	V, Phase, Hz	380-400-415, 3, 50
	Limit Range of Voltage(Case 1)	V	342 ~ 456
	Case 2	V, Phase, Hz	380, 3, 60
	Limit Range of Voltage(Case 2)	V	342 ~ 418
	Running Current by Voltage (Cooling,Rated)	A	25.86 - 24.57 - 23.68
	Running Current by Voltage (Heating,Rated)	A	27.13 - 25.78 - 24.85
Cooling Capacity	Rated	kW	89.60
		Btu/h	305,700
Heating Capacity	Rated	kW	100.80
		Btu/h	343,900
Power Input(Cooling)	Rated	kW	15.83
Power Input(Heating)	Rated	kW	16.61
Efficiency	EER(Rated)	W/W	5.66
	COP(Rated)	W/W	6.07
Power Factor(Cooling/Heating)	Rated	-	0.93 / 0.93
Compressor	Type	-	Hermetically Sealed Scroll
	Piston Displacement	cm ³ /rev	62.1 x 2
	Number of Revolution	rev./min	3,600 x 2
	Motor Output	W x No.	5,300 x 2
	Starting Method	-	Direct On Line
	Oil Type	-	FW68D(PVE)
Heat Exchanger	Type	-	Stainless Steel Plate
	Maximum Pressure Resistance	kg/cm ²	45
Rated Water Flow	-	LPM	192 + 115
Range of Water Flow	Min.-Max.	LPM	153.0 ~ 410.0
Head loss	-	kPa	29.9 + 22.1
Dimensions	Net(W x H x D)	mm	(772 x 1,120 x 547) x 2
	Shipping(W x H x D)	mm	(820 x 1,245 x 645) x 2
Weight	Net	kg	(158 x 1) + (149 x 1)
	Shipping	kg	(166 x 1) + (157 x 1)
Exterior	Color	-	Morning Gray / Dawn Gray
	RAL (Classic)	-	RAL 7038 / RAL 7037
Protection Device	High Pressure Prevention	-	High pressure sensor / High pressure switch
	Discharge Temperature Control	-	Over-heat protection
	Inverter Protection	-	Over-heat protection / Over-current protection
Refrigerant	Type	-	R410A
	Precharged Amount	kg	4.500 + 3.500
	GWP(Global Warming Potential)	-	2,087.5
	t-CO ₂ eq.	-	16.700
	Control Type	-	Electronic expansion valve
Connecting Pipe	Liquid	mm(inch)	19.05(3/4)
	Gas	mm(inch)	34.9(1-3/8)
	Low Pressure Gas (Heat Recovery)	mm(inch)	34.9(1-3/8)
	High Pressure Gas (Heat Recovery)	mm(inch)	28.58(1-1/8)
Piping Connection Type	Liquid	-	Brazing
	Gas	-	Brazing
	Low Pressure Gas (Heat Recovery)	-	Brazing
	High Pressure Gas (Heat Recovery)	-	Brazing
Water Connecting Pipes	Inlet	mm	PT 40 + PT 40 (Internal Thread)

1. Specifications

Category		Unit	Specification
Major	Minor		
Water Connecting Pipes	Outlet	mm	PT 40 + PT 40 (Internal Thread)
	Drain Outlet	mm	PT 20 (External Thread)
Sound Pressure Level (Outdoor Unit)	Cooling / Heating	dB(A)	56.0 / 57.0
Measurement Standard (Pressure Level)	-	-	ISO 3741
Sound Power Level (Outdoor Unit)	Cooling / Heating	dB(A)	69.0 / 70.0
Measurement Standard (Power Level)	-	-	-
Connecting Cable	Communication Cable(VCTF-SB)	mm ² × cores	1.0 ~ 1.5 × 2C
Electrical Characteristic	Minimum Circuit Amperes (MCA)	A	51.0
	Maximum Fuse Amperes (MFA)	A	60.0
	Total Over Current Amperes (TOCA)	A	53.0
	Comp_Maximum Starting Current (MSC)	A	-
	Comp_Rated Load Amperes (Cooling)	A	25.9
	Comp_Rated Load Amperes (Heating)	A	27.1
Connectable indoor units number	Max. (Conditional)	Units	52(64)
Allowable Total Indoor Unit Connected Capacity Ratio	Min. / Max. (Conditional)	%	50~130(160)

Note

- Due to our policy of innovation some specifications may be changed without notification.
 - The minimum flow rate of the product is based on 50% of the rated flow rate or the minimum flow rate value indicated in the specifications, whichever is greater. However, when the 'Variable Water Flow Valve Control KIT' is applied, the minimum flow rate is allowed to 40% of the rated flow rate.
 - If the flow rate is less than minimum flow rate and the indoor unit combination ratio exceeds 130%, ask to LG Electronics even if the 'Variable Water Flow Valve Control KIT' is applied.
 - Sound pressure level is measured on the rated condition in the anechoic rooms.
Sound power level is conversion value based on value measured in the anechoic rooms.
Therefore, these values can be increased owing to ambient conditions during operation.
 - Sound values of combination model are calculated values based on sound results of independent models.
Sound values of system [dB(A)] = $10 \cdot \log [10^{A1/10} + \dots + 10^{An/10}]$, A1~An means sound values of independent models.
 - Of maximum connectable indoor units, the (conditional) number in parentheses means number in accordance with outdoor units combination (160~200%).
The recommended ratio is 130%.
 - Power factor could vary less than $\pm 1\%$ according to the operating conditions.
 - Voltage supplied to the unit terminals should be within the minimum and maximum range. Maximum allowable voltage unbalance between phase is 2%.
 - MSC and RLA values are compressor only test condition.
 - Select the wire size based on the larger value among MCA or TOCA. Wiring cable size must comply with the applicable local and national codes.
 - MFA is recommended fuse amperes.
 - TOCA is minimum required amperes for selecting the circuit breaker and ground fault circuit interrupter. Please select the circuit breaker size equal or greater than TOCA.
 - All installation site must require attachment of an earth leakage breaker.[Circuit breaker type is ELCB (Earth Leakage Circuit Breaker)].
 - Select the electrical equipment of combination unit according to the electrical characteristics of individual unit.
- Performances are based on the following conditions :
- Cooling : Indoor Ambient Temp. 27°CDB / 19°CWB, Water inlet temp. 30°C
 - Heating : Indoor Ambient Temp. 20°CDB / 15°CWB, Water Inlet temp. 20°C
 - Interconnected Pipe Length is 7.5m and difference of Elevation (Outdoor ~ Indoor Unit) is 0m.

1. Specifications

CRWM340LAS5

Category		Unit	Specification
Major	Minor		
Classification	Chassis	-	UWB + UWB
Combination	-	-	200 + 140
Power Supply	Case 1	V, Phase, Hz	380-400-415, 3, 50
	Limit Range of Voltage(Case 1)	V	342 ~ 456
	Case 2	V, Phase, Hz	380, 3, 60
	Limit Range of Voltage(Case 2)	V	342 ~ 418
	Running Current by Voltage (Cooling,Rated)	A	27.63 - 26.24 - 25.3
	Running Current by Voltage (Heating,Rated)	A	29.13 - 27.67 - 26.67
Cooling Capacity	Rated	kW	95.20
		Btu/h	324,800
Heating Capacity	Rated	kW	107.10
		Btu/h	365,400
Power Input(Cooling)	Rated	kW	16.91
Power Input(Heating)	Rated	kW	17.83
Efficiency	EER(Rated)	W/W	5.63
	COP(Rated)	W/W	6.01
Power Factor(Cooling/Heating)	Rated	-	0.93 / 0.93
Compressor	Type	-	Hermetically Sealed Scroll
	Piston Displacement	cm ³ /rev	62.1 x 2
	Number of Revolution	rev./min	3,600 x 2
	Motor Output	W x No.	5,300 x 2
	Starting Method	-	Direct On Line
	Oil Type	-	FW68D(PVE)
Heat Exchanger	Type	-	Stainless Steel Plate
	Maximum Pressure Resistance	kg/cm ²	45
Rated Water Flow	-	LPM	192 + 135
Range of Water Flow	Min.-Max.	LPM	163.5 ~ 410.0
Head loss	-	kPa	29.9 + 29.6
Dimensions	Net(W x H x D)	mm	(772 x 1,120 x 547) x 2
	Shipping(W x H x D)	mm	(820 x 1,245 x 645) x 2
Weight	Net	kg	(158 x 1) + (149 x 1)
	Shipping	kg	(166 x 1) + (157 x 1)
Exterior	Color	-	Morning Gray / Dawn Gray
	RAL (Classic)	-	RAL 7038 / RAL 7037
Protection Device	High Pressure Prevention	-	High pressure sensor / High pressure switch
	Discharge Temperature Control	-	Over-heat protection
	Inverter Protection	-	Over-heat protection / Over-current protection
Refrigerant	Type	-	R410A
	Precharged Amount	kg	4.500 + 3.500
	GWP(Global Warming Potential)	-	2,087.5
	t-CO ₂ eq.	-	16.700
	Control Type	-	Electronic expansion valve
Connecting Pipe	Liquid	mm(inch)	19.05(3/4)
	Gas	mm(inch)	34.9(1-3/8)
	Low Pressure Gas (Heat Recovery)	mm(inch)	34.9(1-3/8)
	High Pressure Gas (Heat Recovery)	mm(inch)	28.58(1-1/8)
Piping Connection Type	Liquid	-	Brazing
	Gas	-	Brazing
	Low Pressure Gas (Heat Recovery)	-	Brazing
	High Pressure Gas (Heat Recovery)	-	Brazing
Water Connecting Pipes	Inlet	mm	PT 40 + PT 40 (Internal Thread)

1. Specifications

Category		Unit	Specification
Major	Minor		
Water Connecting Pipes	Outlet	mm	PT 40 + PT 40 (Internal Thread)
	Drain Outlet	mm	PT 20 (External Thread)
Sound Pressure Level (Outdoor Unit)	Cooling / Heating	dB(A)	57.0 / 58.0
Measurement Standard (Pressure Level)	-	-	ISO 3741
Sound Power Level (Outdoor Unit)	Cooling / Heating	dB(A)	70.0 / 71.0
Measurement Standard (Power Level)	-	-	-
Connecting Cable	Communication Cable(VCTF-SB)	mm ² × cores	1.0 ~ 1.5 × 2C
Electrical Characteristic	Minimum Circuit Amperes (MCA)	A	54.0
	Maximum Fuse Amperes (MFA)	A	60.0
	Total Over Current Amperes (TOCA)	A	56.0
	Comp_Maximum Starting Current (MSC)	A	-
	Comp_Rated Load Amperes (Cooling)	A	27.6
	Comp_Rated Load Amperes (Heating)	A	29.1
Connectable indoor units number	Max. (Conditional)	Units	55(64)
Allowable Total Indoor Unit Connected Capacity Ratio	Min. / Max. (Conditional)	%	50~130(160)

Note

- Due to our policy of innovation some specifications may be changed without notification.
 - The minimum flow rate of the product is based on 50% of the rated flow rate or the minimum flow rate value indicated in the specifications, whichever is greater. However, when the 'Variable Water Flow Valve Control KIT' is applied, the minimum flow rate is allowed to 40% of the rated flow rate.
 - If the flow rate is less than minimum flow rate and the indoor unit combination ratio exceeds 130%, ask to LG Electronics even if the 'Variable Water Flow Valve Control KIT' is applied.
 - Sound pressure level is measured on the rated condition in the anechoic rooms.
Sound power level is conversion value based on value measured in the anechoic rooms.
Therefore, these values can be increased owing to ambient conditions during operation.
 - Sound values of combination model are calculated values based on sound results of independent models.
Sound values of system [dB(A)] = $10 \cdot \log [10^{A1/10} + \dots + 10^{An/10}]$, A1~An means sound values of independent models.
 - Of maximum connectable indoor units, the (conditional) number in parentheses means number in accordance with outdoor units combination (160~200%).
The recommended ratio is 130%.
 - Power factor could vary less than $\pm 1\%$ according to the operating conditions.
 - Voltage supplied to the unit terminals should be within the minimum and maximum range. Maximum allowable voltage unbalance between phase is 2%.
 - MSC and RLA values are compressor only test condition.
 - Select the wire size based on the larger value among MCA or TOCA. Wiring cable size must comply with the applicable local and national codes.
 - MFA is recommended fuse amperes.
 - TOCA is minimum required amperes for selecting the circuit breaker and ground fault circuit interrupter. Please select the circuit breaker size equal or greater than TOCA.
 - All installation site must require attachment of an earth leakage breaker.[Circuit breaker type is ELCB (Earth Leakage Circuit Breaker)].
 - Select the electrical equipment of combination unit according to the electrical characteristics of individual unit.
-
- Performances are based on the following conditions :
 - Cooling : Indoor Ambient Temp. 27°CDB / 19°CWB, Water inlet temp. 30°C
 - Heating : Indoor Ambient Temp. 20°CDB / 15°CWB, Water Inlet temp. 20°C
 - Interconnected Pipe Length is 7.5m and difference of Elevation (Outdoor ~ Indoor Unit) is 0m.

1. Specifications

CRWM360LAS5

Category		Unit	Specification
Major	Minor		
Classification	Chassis	-	UWB + UWB
Combination	-	-	200 + 160
Power Supply	Case 1	V, Phase, Hz	380-400-415, 3, 50
	Limit Range of Voltage(Case 1)	V	342 ~ 456
	Case 2	V, Phase, Hz	380, 3, 60
	Limit Range of Voltage(Case 2)	V	342 ~ 418
	Running Current by Voltage (Cooling,Rated)	A	29.42 - 27.95 - 26.94
	Running Current by Voltage (Heating,Rated)	A	31.22 - 29.66 - 28.59
Cooling Capacity	Rated	kW	100.80
		Btu/h	343,900
Heating Capacity	Rated	kW	113.40
		Btu/h	386,900
Power Input(Cooling)	Rated	kW	18.01
Power Input(Heating)	Rated	kW	19.11
Efficiency	EER(Rated)	W/W	5.60
	COP(Rated)	W/W	5.93
Power Factor(Cooling/Heating)	Rated	-	0.93 / 0.93
Compressor	Type	-	Hermetically Sealed Scroll
	Piston Displacement	cm ³ /rev	62.1 x 2
	Number of Revolution	rev./min	3,600 x 2
	Motor Output	W x No.	5,300 x 2
	Starting Method	-	Direct On Line
	Oil Type	-	FW68D(PVE)
Heat Exchanger	Type	-	Stainless Steel Plate
	Maximum Pressure Resistance	kg/cm ²	45
Rated Water Flow	-	LPM	192 + 154
Range of Water Flow	Min.-Max.	LPM	173.0 ~ 415.0
Head loss	-	kPa	29.9 + 37.7
Dimensions	Net(W x H x D)	mm	(772 x 1,120 x 547) x 2
	Shipping(W x H x D)	mm	(820 x 1,245 x 645) x 2
Weight	Net	kg	(158 x 1) + (149 x 1)
	Shipping	kg	(166 x 1) + (157 x 1)
Exterior	Color	-	Morning Gray / Dawn Gray
	RAL (Classic)	-	RAL 7038 / RAL 7037
Protection Device	High Pressure Prevention	-	High pressure sensor / High pressure switch
	Discharge Temperature Control	-	Over-heat protection
	Inverter Protection	-	Over-heat protection / Over-current protection
Refrigerant	Type	-	R410A
	Precharged Amount	kg	4.500 + 3.500
	GWP(Global Warming Potential)	-	2,087.5
	t-CO ₂ eq.	-	16.700
	Control Type	-	Electronic expansion valve
Connecting Pipe	Liquid	mm(inch)	19.05(3/4)
	Gas	mm(inch)	41.3(1-5/8)
	Low Pressure Gas (Heat Recovery)	mm(inch)	41.3(1-5/8)
	High Pressure Gas (Heat Recovery)	mm(inch)	28.58(1-1/8)
Piping Connection Type	Liquid	-	Brazing
	Gas	-	Brazing
	Low Pressure Gas (Heat Recovery)	-	Brazing
	High Pressure Gas (Heat Recovery)	-	Brazing
Water Connecting Pipes	Inlet	mm	PT 40 + PT 40 (Internal Thread)

1. Specifications

Category		Unit	Specification
Major	Minor		
Water Connecting Pipes	Outlet	mm	PT 40 + PT 40 (Internal Thread)
	Drain Outlet	mm	PT 20 (External Thread)
Sound Pressure Level (Outdoor Unit)	Cooling / Heating	dB(A)	57.0 / 59.0
Measurement Standard (Pressure Level)	-	-	ISO 3741
Sound Power Level (Outdoor Unit)	Cooling / Heating	dB(A)	70.0 / 72.0
Measurement Standard (Power Level)	-	-	-
Connecting Cable	Communication Cable(VCTF-SB)	mm ² × cores	1.0 ~ 1.5 × 2C
Electrical Characteristic	Minimum Circuit Amperes (MCA)	A	59.0
	Maximum Fuse Amperes (MFA)	A	67.0
	Total Over Current Amperes (TOCA)	A	63.0
	Comp_Maximum Starting Current (MSC)	A	-
	Comp_Rated Load Amperes (Cooling)	A	29.4
	Comp_Rated Load Amperes (Heating)	A	31.2
Connectable indoor units number	Max. (Conditional)	Units	58(64)
Allowable Total Indoor Unit Connected Capacity Ratio	Min. / Max. (Conditional)	%	50~130(160)

Note

- Due to our policy of innovation some specifications may be changed without notification.
 - The minimum flow rate of the product is based on 50% of the rated flow rate or the minimum flow rate value indicated in the specifications, whichever is greater. However, when the 'Variable Water Flow Valve Control KIT' is applied, the minimum flow rate is allowed to 40% of the rated flow rate.
 - If the flow rate is less than minimum flow rate and the indoor unit combination ratio exceeds 130%, ask to LG Electronics even if the 'Variable Water Flow Valve Control KIT' is applied.
 - Sound pressure level is measured on the rated condition in the anechoic rooms.
Sound power level is conversion value based on value measured in the anechoic rooms.
Therefore, these values can be increased owing to ambient conditions during operation.
 - Sound values of combination model are calculated values based on sound results of independent models.
Sound values of system [dB(A)] = $10 \cdot \log [10^{A1/10} + \dots + 10^{An/10}]$, A1~An means sound values of independent models.
 - Of maximum connectable indoor units, the (conditional) number in parentheses means number in accordance with outdoor units combination (160~200%).
The recommended ratio is 130%.
 - Power factor could vary less than $\pm 1\%$ according to the operating conditions.
 - Voltage supplied to the unit terminals should be within the minimum and maximum range. Maximum allowable voltage unbalance between phase is 2%.
 - MSC and RLA values are compressor only test condition.
 - Select the wire size based on the larger value among MCA or TOCA. Wiring cable size must comply with the applicable local and national codes.
 - MFA is recommended fuse amperes.
 - TOCA is minimum required amperes for selecting the circuit breaker and ground fault circuit interrupter. Please select the circuit breaker size equal or greater than TOCA.
 - All installation site must require attachment of an earth leakage breaker.[Circuit breaker type is ELCB (Earth Leakage Circuit Breaker)].
 - Select the electrical equipment of combination unit according to the electrical characteristics of individual unit.
- Performances are based on the following conditions :
- Cooling : Indoor Ambient Temp. 27°CDB / 19°CWB, Water inlet temp. 30°C
 - Heating : Indoor Ambient Temp. 20°CDB / 15°CWB, Water Inlet temp. 20°C
 - Interconnected Pipe Length is 7.5m and difference of Elevation (Outdoor ~ Indoor Unit) is 0m.

1. Specifications

CRWM380LAS5

Category		Unit	Specification
Major	Minor		
Classification	Chassis	-	UWB + UWB
Combination	-	-	200 + 180
Power Supply	Case 1	V, Phase, Hz	380-400-415, 3, 50
	Limit Range of Voltage(Case 1)	V	342 ~ 456
	Case 2	V, Phase, Hz	380, 3, 60
	Limit Range of Voltage(Case 2)	V	342 ~ 418
	Running Current by Voltage (Cooling,Rated)	A	31.19 - 29.63 - 28.56
	Running Current by Voltage (Heating,Rated)	A	32.30 - 30.68 - 29.57
Cooling Capacity	Rated	kW	106.40
		Btu/h	363,100
Heating Capacity	Rated	kW	119.70
		Btu/h	408,400
Power Input(Cooling)	Rated	kW	19.09
Power Input(Heating)	Rated	kW	19.77
Efficiency	EER(Rated)	W/W	5.57
	COP(Rated)	W/W	6.05
Power Factor(Cooling/Heating)	Rated	-	0.93 / 0.93
Compressor	Type	-	Hermetically Sealed Scroll
	Piston Displacement	cm ³ /rev	62.1 x 2
	Number of Revolution	rev./min	3,600 x 2
	Motor Output	W x No.	5,300 x 2
	Starting Method	-	Direct On Line
	Oil Type	-	FW68D(PVE)
Heat Exchanger	Type	-	Stainless Steel Plate
	Maximum Pressure Resistance	kg/cm ²	45
Rated Water Flow	-	LPM	192 + 173
Range of Water Flow	Min.-Max.	LPM	192.0 ~ 480.0
Head loss	-	kPa	29.9 + 24.6
Dimensions	Net(W x H x D)	mm	(772 x 1,120 x 547) x 2
	Shipping(W x H x D)	mm	(820 x 1,245 x 645) x 2
Weight	Net	kg	158 x 2
	Shipping	kg	166 x 2
Exterior	Color	-	Morning Gray / Dawn Gray
	RAL (Classic)	-	RAL 7038 / RAL 7037
Protection Device	High Pressure Prevention	-	High pressure sensor / High pressure switch
	Discharge Temperature Control	-	Over-heat protection
	Inverter Protection	-	Over-heat protection / Over-current protection
Refrigerant	Type	-	R410A
	Precharged Amount	kg	4.500 + 4.500
	GWP(Global Warming Potential)	-	2,087.5
	t-CO ₂ eq.	-	18.788
	Control Type	-	Electronic expansion valve
Connecting Pipe	Liquid	mm(inch)	19.05(3/4)
	Gas	mm(inch)	41.3(1-5/8)
	Low Pressure Gas (Heat Recovery)	mm(inch)	41.3(1-5/8)
	High Pressure Gas (Heat Recovery)	mm(inch)	34.9(1-3/8)
Piping Connection Type	Liquid	-	Brazing
	Gas	-	Brazing
	Low Pressure Gas (Heat Recovery)	-	Brazing
	High Pressure Gas (Heat Recovery)	-	Brazing
Water Connecting Pipes	Inlet	mm	PT 40 + PT 40 (Internal Thread)

1. Specifications

Category		Unit	Specification
Major	Minor		
Water Connecting Pipes	Outlet	mm	PT 40 + PT 40 (Internal Thread)
	Drain Outlet	mm	PT 20 (External Thread)
Sound Pressure Level (Outdoor Unit)	Cooling / Heating	dB(A)	58.0 / 60.0
Measurement Standard (Pressure Level)	-	-	ISO 3741
Sound Power Level (Outdoor Unit)	Cooling / Heating	dB(A)	71.0 / 73.0
Measurement Standard (Power Level)	-	-	-
Connecting Cable	Communication Cable(VCTF-SB)	mm ² × cores	1.0 ~ 1.5 × 2C
Electrical Characteristic	Minimum Circuit Amperes (MCA)	A	62.0
	Maximum Fuse Amperes (MFA)	A	70.0
	Total Over Current Amperes (TOCA)	A	64.0
	Comp_Maximum Starting Current (MSC)	A	-
	Comp_Rated Load Amperes (Cooling)	A	31.2
	Comp_Rated Load Amperes (Heating)	A	32.3
Connectable indoor units number	Max. (Conditional)	Units	61(64)
Allowable Total Indoor Unit Connected Capacity Ratio	Min. / Max. (Conditional)	%	50~130(160)

Note

- Due to our policy of innovation some specifications may be changed without notification.
 - The minimum flow rate of the product is based on 50% of the rated flow rate or the minimum flow rate value indicated in the specifications, whichever is greater. However, when the 'Variable Water Flow Valve Control KIT' is applied, the minimum flow rate is allowed to 40% of the rated flow rate.
 - If the flow rate is less than minimum flow rate and the indoor unit combination ratio exceeds 130%, ask to LG Electronics even if the 'Variable Water Flow Valve Control KIT' is applied.
 - Sound pressure level is measured on the rated condition in the anechoic rooms.
Sound power level is conversion value based on value measured in the anechoic rooms.
Therefore, these values can be increased owing to ambient conditions during operation.
 - Sound values of combination model are calculated values based on sound results of independent models.
Sound values of system [dB(A)] = $10 \cdot \log [10^{A1/10} + \dots + 10^{An/10}]$, A1~An means sound values of independent models.
 - Of maximum connectable indoor units, the (conditional) number in parentheses means number in accordance with outdoor units combination (160~200%).
The recommended ratio is 130%.
 - Power factor could vary less than $\pm 1\%$ according to the operating conditions.
 - Voltage supplied to the unit terminals should be within the minimum and maximum range. Maximum allowable voltage unbalance between phase is 2%.
 - MSC and RLA values are compressor only test condition.
 - Select the wire size based on the larger value among MCA or TOCA. Wiring cable size must comply with the applicable local and national codes.
 - MFA is recommended fuse amperes.
 - TOCA is minimum required amperes for selecting the circuit breaker and ground fault circuit interrupter. Please select the circuit breaker size equal or greater than TOCA.
 - All installation site must require attachment of an earth leakage breaker.[Circuit breaker type is ELCB (Earth Leakage Circuit Breaker)].
 - Select the electrical equipment of combination unit according to the electrical characteristics of individual unit.
- Performances are based on the following conditions :
- Cooling : Indoor Ambient Temp. 27°CDB / 19°CWB, Water inlet temp. 30°C
 - Heating : Indoor Ambient Temp. 20°CDB / 15°CWB, Water Inlet temp. 20°C
 - Interconnected Pipe Length is 7.5m and difference of Elevation (Outdoor ~ Indoor Unit) is 0m.

1. Specifications

CRWM400LAS5

Category		Unit	Specification
Major	Minor		
Classification	Chassis	-	UWB + UWB
Combination	-	-	200 + 200
Power Supply	Case 1	V, Phase, Hz	380-400-415, 3, 50
	Limit Range of Voltage(Case 1)	V	342 ~ 456
	Case 2	V, Phase, Hz	380, 3, 60
	Limit Range of Voltage(Case 2)	V	342 ~ 418
	Running Current by Voltage (Cooling,Rated)	A	34.93 - 33.18 - 31.98
	Running Current by Voltage (Heating,Rated)	A	36.10 - 34.30 - 33.06
Cooling Capacity	Rated	kW	112.00
		Btu/h	382,200
Heating Capacity	Rated	kW	126.00
		Btu/h	429,900
Power Input(Cooling)	Rated	kW	21.38
Power Input(Heating)	Rated	kW	22.10
Efficiency	EER(Rated)	W/W	5.24
	COP(Rated)	W/W	5.70
Power Factor(Cooling/Heating)	Rated	-	0.93 / 0.93
Compressor	Type	-	Hermetically Sealed Scroll
	Piston Displacement	cm ³ /rev	62.1 x 2
	Number of Revolution	rev./min	3,600 x 2
	Motor Output	W x No.	5,300 x 2
	Starting Method	-	Direct On Line
	Oil Type	-	FW68D(PVE)
Heat Exchanger	Type	-	Stainless Steel Plate
	Maximum Pressure Resistance	kg/cm ²	45
Rated Water Flow	-	LPM	192 + 192
Range of Water Flow	Min.-Max.	LPM	192.0 ~ 480.0
Head loss	-	kPa	29.9 + 29.9
Dimensions	Net(W x H x D)	mm	(772 x 1,120 x 547) x 2
	Shipping(W x H x D)	mm	(820 x 1,245 x 645) x 2
Weight	Net	kg	158 x 2
	Shipping	kg	166 x 2
Exterior	Color	-	Morning Gray / Dawn Gray
	RAL (Classic)	-	RAL 7038 / RAL 7037
Protection Device	High Pressure Prevention	-	High pressure sensor / High pressure switch
	Discharge Temperature Control	-	Over-heat protection
	Inverter Protection	-	Over-heat protection / Over-current protection
Refrigerant	Type	-	R410A
	Precharged Amount	kg	4.500 + 4.500
	GWP(Global Warming Potential)	-	2,087.5
	t-CO ₂ eq.	-	18.788
	Control Type	-	Electronic expansion valve
Connecting Pipe	Liquid	mm(inch)	19.05(3/4)
	Gas	mm(inch)	41.3(1-5/8)
	Low Pressure Gas (Heat Recovery)	mm(inch)	41.3(1-5/8)
	High Pressure Gas (Heat Recovery)	mm(inch)	34.9(1-3/8)
Piping Connection Type	Liquid	-	Brazing
	Gas	-	Brazing
	Low Pressure Gas (Heat Recovery)	-	Brazing
	High Pressure Gas (Heat Recovery)	-	Brazing
Water Connecting Pipes	Inlet	mm	PT 40 + PT 40 (Internal Thread)

1. Specifications

Category		Unit	Specification
Major	Minor		
Water Connecting Pipes	Outlet	mm	PT 40 + PT 40 (Internal Thread)
	Drain Outlet	mm	PT 20 (External Thread)
Sound Pressure Level (Outdoor Unit)	Cooling / Heating	dB(A)	58.0 / 59.0
Measurement Standard (Pressure Level)	-	-	ISO 3741
Sound Power Level (Outdoor Unit)	Cooling / Heating	dB(A)	71.0 / 72.0
Measurement Standard (Power Level)	-	-	-
Connecting Cable	Communication Cable(VCTF-SB)	mm ² × cores	1.0 ~ 1.5 × 2C
Electrical Characteristic	Minimum Circuit Amperes (MCA)	A	64.0
	Maximum Fuse Amperes (MFA)	A	70.0
	Total Over Current Amperes (TOCA)	A	66.0
	Comp_Maximum Starting Current (MSC)	A	-
	Comp_Rated Load Amperes (Cooling)	A	34.9
	Comp_Rated Load Amperes (Heating)	A	36.1
Connectable indoor units number	Max. (Conditional)	Units	64
Allowable Total Indoor Unit Connected Capacity Ratio	Min. / Max. (Conditional)	%	50~130(160)

Note

- Due to our policy of innovation some specifications may be changed without notification.
 - The minimum flow rate of the product is based on 50% of the rated flow rate or the minimum flow rate value indicated in the specifications, whichever is greater. However, when the 'Variable Water Flow Valve Control KIT' is applied, the minimum flow rate is allowed to 40% of the rated flow rate.
 - If the flow rate is less than minimum flow rate and the indoor unit combination ratio exceeds 130%, ask to LG Electronics even if the 'Variable Water Flow Valve Control KIT' is applied.
 - Sound pressure level is measured on the rated condition in the anechoic rooms.
Sound power level is conversion value based on value measured in the anechoic rooms.
Therefore, these values can be increased owing to ambient conditions during operation.
 - Sound values of combination model are calculated values based on sound results of independent models.
Sound values of system [dB(A)] = $10 \cdot \log [10^{A1/10} + \dots + 10^{An/10}]$, A1~An means sound values of independent models.
 - Of maximum connectable indoor units, the (conditional) number in parentheses means number in accordance with outdoor units combination (160~200%).
The recommended ratio is 130%.
 - Power factor could vary less than $\pm 1\%$ according to the operating conditions.
 - Voltage supplied to the unit terminals should be within the minimum and maximum range. Maximum allowable voltage unbalance between phase is 2%.
 - MSC and RLA values are compressor only test condition.
 - Select the wire size based on the larger value among MCA or TOCA. Wiring cable size must comply with the applicable local and national codes.
 - MFA is recommended fuse amperes.
 - TOCA is minimum required amperes for selecting the circuit breaker and ground fault circuit interrupter. Please select the circuit breaker size equal or greater than TOCA.
 - All installation site must require attachment of an earth leakage breaker.[Circuit breaker type is ELCB (Earth Leakage Circuit Breaker)].
 - Select the electrical equipment of combination unit according to the electrical characteristics of individual unit.
- Performances are based on the following conditions :
- Cooling : Indoor Ambient Temp. 27°CDB / 19°CWB, Water inlet temp. 30°C
 - Heating : Indoor Ambient Temp. 20°CDB / 15°CWB, Water Inlet temp. 20°C
 - Interconnected Pipe Length is 7.5m and difference of Elevation (Outdoor ~ Indoor Unit) is 0m.

1. Specifications

CRWM420LAS5

Category		Unit	Specification
Major	Minor		
Classification	Chassis	-	UWB + UWB + UWB
Combination	-	-	200 + 140 + 080
Power Supply	Case 1	V, Phase, Hz	380-400-415, 3, 50
	Limit Range of Voltage(Case 1)	V	342 ~ 456
	Case 2	V, Phase, Hz	380, 3, 60
	Limit Range of Voltage(Case 2)	V	342 ~ 418
	Running Current by Voltage (Cooling,Rated)	A	32.94 - 31.29 - 30.16
	Running Current by Voltage (Heating,Rated)	A	34.85 - 33.10 - 31.91
Cooling Capacity	Rated	kW	117.60
		Btu/h	401,300
Heating Capacity	Rated	kW	132.30
		Btu/h	451,400
Power Input(Cooling)	Rated	kW	20.16
Power Input(Heating)	Rated	kW	21.33
Efficiency	EER(Rated)	W/W	5.83
	COP(Rated)	W/W	6.20
Power Factor(Cooling/Heating)	Rated	-	0.93 / 0.93
Compressor	Type	-	Hermetically Sealed Scroll
	Piston Displacement	cm ³ /rev	62.1 x 3
	Number of Revolution	rev./min	3,600 x 3
	Motor Output	W x No.	5,300 x 3
	Starting Method	-	Direct On Line
	Oil Type	-	FW68D(PVE)
Heat Exchanger	Type	-	Stainless Steel Plate
	Maximum Pressure Resistance	kg/cm ²	45
Rated Water Flow	-	LPM	192 + 135 + 77
Range of Water Flow	Min.-Max.	LPM	220.5 ~ 525.5
Head loss	-	kPa	29.9 + 29.6 + 10.6
Dimensions	Net(W x H x D)	mm	(772 x 1,120 x 547) x 3
	Shipping(W x H x D)	mm	(820 x 1,245 x 645) x 3
Weight	Net	kg	(158 x 1) + (149 x 2)
	Shipping	kg	(166 x 1) + (157 x 2)
Exterior	Color	-	Morning Gray / Dawn Gray
	RAL (Classic)	-	RAL 7038 / RAL 7037
Protection Device	High Pressure Prevention	-	High pressure sensor / High pressure switch
	Discharge Temperature Control	-	Over-heat protection
	Inverter Protection	-	Over-heat protection / Over-current protection
Refrigerant	Type	-	R410A
	Precharged Amount	kg	4.500 + 3.500 + 3.500
	GWP(Global Warming Potential)	-	2,087.5
	t-CO ₂ eq.	-	24.006
	Control Type	-	Electronic expansion valve
Connecting Pipe	Liquid	mm(inch)	19.05(3/4)
	Gas	mm(inch)	41.3(1-5/8)
	Low Pressure Gas (Heat Recovery)	mm(inch)	41.3(1-5/8)
	High Pressure Gas (Heat Recovery)	mm(inch)	34.9(1-3/8)
Piping Connection Type	Liquid	-	Brazing
	Gas	-	Brazing
	Low Pressure Gas (Heat Recovery)	-	Brazing
	High Pressure Gas (Heat Recovery)	-	Brazing
Water Connecting Pipes	Inlet	mm	PT 40 + PT 40 + PT 40 (Internal Thread)

1. Specifications

Category		Unit	Specification
Major	Minor		
Water Connecting Pipes	Outlet	mm	PT 40 + PT 40 + PT 40 (Internal Thread)
	Drain Outlet	mm	PT 20 (External Thread)
Sound Pressure Level (Outdoor Unit)	Cooling / Heating	dB(A)	57.0 / 58.0
Measurement Standard (Pressure Level)	-	-	ISO 3741
Sound Power Level (Outdoor Unit)	Cooling / Heating	dB(A)	71.0 / 72.0
Measurement Standard (Power Level)	-	-	-
Connecting Cable	Communication Cable(VCTF-SB)	mm ² × cores	1.0 ~ 1.5 × 2C
Electrical Characteristic	Minimum Circuit Amperes (MCA)	A	71.0
	Maximum Fuse Amperes (MFA)	A	80.0
	Total Over Current Amperes (TOCA)	A	74.0
	Comp_Maximum Starting Current (MSC)	A	-
	Comp_Rated Load Amperes (Cooling)	A	32.9
	Comp_Rated Load Amperes (Heating)	A	34.9
Connectable indoor units number	Max. (Conditional)	Units	64
Allowable Total Indoor Unit Connected Capacity Ratio	Min. / Max. (Conditional)	%	50~130

Note

- Due to our policy of innovation some specifications may be changed without notification.
 - The minimum flow rate of the product is based on 50% of the rated flow rate or the minimum flow rate value indicated in the specifications, whichever is greater. However, when the 'Variable Water Flow Valve Control KIT' is applied, the minimum flow rate is allowed to 40% of the rated flow rate.
 - If the flow rate is less than minimum flow rate and the indoor unit combination ratio exceeds 130%, ask to LG Electronics even if the 'Variable Water Flow Valve Control KIT' is applied.
 - Sound pressure level is measured on the rated condition in the anechoic rooms.
Sound power level is conversion value based on value measured in the anechoic rooms.
Therefore, these values can be increased owing to ambient conditions during operation.
 - Sound values of combination model are calculated values based on sound results of independent models.
Sound values of system [dB(A)] = $10 \cdot \log [10^{A1/10} + \dots + 10^{An/10}]$, A1~An means sound values of independent models.
 - Of maximum connectable indoor units, the (conditional) number in parentheses means number in accordance with outdoor units combination (160~200%).
The recommended ratio is 130%.
 - Power factor could vary less than $\pm 1\%$ according to the operating conditions.
 - Voltage supplied to the unit terminals should be within the minimum and maximum range. Maximum allowable voltage unbalance between phase is 2%.
 - MSC and RLA values are compressor only test condition.
 - Select the wire size based on the larger value among MCA or TOCA. Wiring cable size must comply with the applicable local and national codes.
 - MFA is recommended fuse amperes.
 - TOCA is minimum required amperes for selecting the circuit breaker and ground fault circuit interrupter. Please select the circuit breaker size equal or greater than TOCA.
 - All installation site must require attachment of an earth leakage breaker.[Circuit breaker type is ELCB (Earth Leakage Circuit Breaker)].
 - Select the electrical equipment of combination unit according to the electrical characteristics of individual unit.
- Performances are based on the following conditions :
- Cooling : Indoor Ambient Temp. 27°CDB / 19°CWB, Water inlet temp. 30°C
 - Heating : Indoor Ambient Temp. 20°CDB / 15°CWB, Water Inlet temp. 20°C
 - Interconnected Pipe Length is 7.5m and difference of Elevation (Outdoor ~ Indoor Unit) is 0m.

1. Specifications

CRWM440LAS5

Category		Unit	Specification
Major	Minor		
Classification	Chassis	-	UWB + UWB + UWB
Combination	-	-	200 + 140 + 100
Power Supply	Case 1	V, Phase, Hz	380-400-415, 3, 50
	Limit Range of Voltage(Case 1)	V	342 ~ 456
	Case 2	V, Phase, Hz	380, 3, 60
	Limit Range of Voltage(Case 2)	V	342 ~ 418
	Running Current by Voltage (Cooling,Rated)	A	34.47 - 32.75 - 31.56
	Running Current by Voltage (Heating,Rated)	A	36.60 - 34.76 - 33.51
Cooling Capacity	Rated	kW	123.20
		Btu/h	420,400
Heating Capacity	Rated	kW	138.60
		Btu/h	472,900
Power Input(Cooling)	Rated	kW	21.10
Power Input(Heating)	Rated	kW	22.40
Efficiency	EER(Rated)	W/W	5.84
	COP(Rated)	W/W	6.19
Power Factor(Cooling/Heating)	Rated	-	0.93 / 0.93
Compressor	Type	-	Hermetically Sealed Scroll
	Piston Displacement	cm ³ /rev	62.1 x 3
	Number of Revolution	rev./min	3,600 x 3
	Motor Output	W x No.	5,300 x 3
	Starting Method	-	Direct On Line
	Oil Type	-	FW68D(PVE)
Heat Exchanger	Type	-	Stainless Steel Plate
	Maximum Pressure Resistance	kg/cm ²	45
Rated Water Flow	-	LPM	192 + 135 + 96
Range of Water Flow	Min.-Max.	LPM	220.5 ~ 554.0
Head loss	-	kPa	29.9 + 29.6 + 15.9
Dimensions	Net(W x H x D)	mm	(772 x 1,120 x 547) x 3
	Shipping(W x H x D)	mm	(820 x 1,245 x 645) x 3
Weight	Net	kg	(158 x 1) + (149 x 2)
	Shipping	kg	(166 x 1) + (157 x 2)
Exterior	Color	-	Morning Gray / Dawn Gray
	RAL (Classic)	-	RAL 7038 / RAL 7037
Protection Device	High Pressure Prevention	-	High pressure sensor / High pressure switch
	Discharge Temperature Control	-	Over-heat protection
	Inverter Protection	-	Over-heat protection / Over-current protection
Refrigerant	Type	-	R410A
	Precharged Amount	kg	4.500 + 3.500 + 3.500
	GWP(Global Warming Potential)	-	2,087.5
	t-CO ₂ eq.	-	24.006
	Control Type	-	Electronic expansion valve
Connecting Pipe	Liquid	mm(inch)	19.05(3/4)
	Gas	mm(inch)	41.3(1-5/8)
	Low Pressure Gas (Heat Recovery)	mm(inch)	41.3(1-5/8)
	High Pressure Gas (Heat Recovery)	mm(inch)	34.9(1-3/8)
Piping Connection Type	Liquid	-	Brazing
	Gas	-	Brazing
	Low Pressure Gas (Heat Recovery)	-	Brazing
	High Pressure Gas (Heat Recovery)	-	Brazing
Water Connecting Pipes	Inlet	mm	PT 40 + PT 40 + PT 40 (Internal Thread)

1. Specifications

Category		Unit	Specification
Major	Minor		
Water Connecting Pipes	Outlet	mm	PT 40 + PT 40 + PT 40 (Internal Thread)
	Drain Outlet	mm	PT 20 (External Thread)
Sound Pressure Level (Outdoor Unit)	Cooling / Heating	dB(A)	57.0 / 58.0
Measurement Standard (Pressure Level)	-	-	ISO 3741
Sound Power Level (Outdoor Unit)	Cooling / Heating	dB(A)	71.0 / 72.0
Measurement Standard (Power Level)	-	-	-
Connecting Cable	Communication Cable(VCTF-SB)	mm ² × cores	1.0 ~ 1.5 × 2C
Electrical Characteristic	Minimum Circuit Amperes (MCA)	A	71.0
	Maximum Fuse Amperes (MFA)	A	80.0
	Total Over Current Amperes (TOCA)	A	74.0
	Comp_Maximum Starting Current (MSC)	A	-
	Comp_Rated Load Amperes (Cooling)	A	34.5
	Comp_Rated Load Amperes (Heating)	A	36.6
Connectable indoor units number	Max. (Conditional)	Units	64
Allowable Total Indoor Unit Connected Capacity Ratio	Min. / Max. (Conditional)	%	50~130

Note

- Due to our policy of innovation some specifications may be changed without notification.
 - The minimum flow rate of the product is based on 50% of the rated flow rate or the minimum flow rate value indicated in the specifications, whichever is greater. However, when the 'Variable Water Flow Valve Control KIT' is applied, the minimum flow rate is allowed to 40% of the rated flow rate.
 - If the flow rate is less than minimum flow rate and the indoor unit combination ratio exceeds 130%, ask to LG Electronics even if the 'Variable Water Flow Valve Control KIT' is applied.
 - Sound pressure level is measured on the rated condition in the anechoic rooms.
Sound power level is conversion value based on value measured in the anechoic rooms.
Therefore, these values can be increased owing to ambient conditions during operation.
 - Sound values of combination model are calculated values based on sound results of independent models.
Sound values of system [dB(A)] = $10 \cdot \log [10^{A1/10} + \dots + 10^{An/10}]$, A1~An means sound values of independent models.
 - Of maximum connectable indoor units, the (conditional) number in parentheses means number in accordance with outdoor units combination (160~200%).
The recommended ratio is 130%.
 - Power factor could vary less than $\pm 1\%$ according to the operating conditions.
 - Voltage supplied to the unit terminals should be within the minimum and maximum range. Maximum allowable voltage unbalance between phase is 2%.
 - MSC and RLA values are compressor only test condition.
 - Select the wire size based on the larger value among MCA or TOCA. Wiring cable size must comply with the applicable local and national codes.
 - MFA is recommended fuse amperes.
 - TOCA is minimum required amperes for selecting the circuit breaker and ground fault circuit interrupter. Please select the circuit breaker size equal or greater than TOCA.
 - All installation site must require attachment of an earth leakage breaker.[Circuit breaker type is ELCB (Earth Leakage Circuit Breaker)].
 - Select the electrical equipment of combination unit according to the electrical characteristics of individual unit.
- Performances are based on the following conditions :
- Cooling : Indoor Ambient Temp. 27°CDB / 19°CWB, Water inlet temp. 30°C
 - Heating : Indoor Ambient Temp. 20°CDB / 15°CWB, Water Inlet temp. 20°C
 - Interconnected Pipe Length is 7.5m and difference of Elevation (Outdoor ~ Indoor Unit) is 0m.

1. Specifications

CRWM460LAS5

Category		Unit	Specification
Major	Minor		
Classification	Chassis	-	UWB + UWB + UWB
Combination	-	-	200 + 140 + 120
Power Supply	Case 1	V, Phase, Hz	380-400-415, 3, 50
	Limit Range of Voltage(Case 1)	V	342 ~ 456
	Case 2	V, Phase, Hz	380, 3, 60
	Limit Range of Voltage(Case 2)	V	342 ~ 418
	Running Current by Voltage (Cooling,Rated)	A	36.02 - 34.22 - 32.99
	Running Current by Voltage (Heating,Rated)	A	38.21 - 36.30 - 34.99
Cooling Capacity	Rated	kW	128.80
		Btu/h	439,500
Heating Capacity	Rated	kW	144.90
		Btu/h	494,400
Power Input(Cooling)	Rated	kW	22.05
Power Input(Heating)	Rated	kW	23.39
Efficiency	EER(Rated)	W/W	5.84
	COP(Rated)	W/W	6.19
Power Factor(Cooling/Heating)	Rated	-	0.93 / 0.93
Compressor	Type	-	Hermetically Sealed Scroll
	Piston Displacement	cm ³ /rev	62.1 x 3
	Number of Revolution	rev./min	3,600 x 3
	Motor Output	W x No.	5,300 x 3
	Starting Method	-	Direct On Line
	Oil Type	-	FW68D(PVE)
Heat Exchanger	Type	-	Stainless Steel Plate
	Maximum Pressure Resistance	kg/cm ²	45
Rated Water Flow	-	LPM	192 + 135 + 115
Range of Water Flow	Min.-Max.	LPM	220.5 ~ 580.0
Head loss	-	kPa	29.9 + 29.6 + 22.1
Dimensions	Net(W x H x D)	mm	(772 x 1,120 x 547) x 3
	Shipping(W x H x D)	mm	(820 x 1,245 x 645) x 3
Weight	Net	kg	(158 x 1) + (149 x 2)
	Shipping	kg	(166 x 1) + (157 x 2)
Exterior	Color	-	Morning Gray / Dawn Gray
	RAL (Classic)	-	RAL 7038 / RAL 7037
Protection Device	High Pressure Prevention	-	High pressure sensor / High pressure switch
	Discharge Temperature Control	-	Over-heat protection
	Inverter Protection	-	Over-heat protection / Over-current protection
Refrigerant	Type	-	R410A
	Precharged Amount	kg	4.500 + 3.500 + 3.500
	GWP(Global Warming Potential)	-	2,087.5
	t-CO ₂ eq.	-	24.006
	Control Type	-	Electronic expansion valve
Connecting Pipe	Liquid	mm(inch)	19.05(3/4)
	Gas	mm(inch)	41.3(1-5/8)
	Low Pressure Gas (Heat Recovery)	mm(inch)	41.3(1-5/8)
	High Pressure Gas (Heat Recovery)	mm(inch)	34.9(1-3/8)
Piping Connection Type	Liquid	-	Brazing
	Gas	-	Brazing
	Low Pressure Gas (Heat Recovery)	-	Brazing
	High Pressure Gas (Heat Recovery)	-	Brazing
Water Connecting Pipes	Inlet	mm	PT 40 + PT 40 + PT 40 (Internal Thread)

1. Specifications

Category		Unit	Specification
Major	Minor		
Water Connecting Pipes	Outlet	mm	PT 40 + PT 40 + PT 40 (Internal Thread)
	Drain Outlet	mm	PT 20 (External Thread)
Sound Pressure Level (Outdoor Unit)	Cooling / Heating	dB(A)	57.0 / 59.0
Measurement Standard (Pressure Level)	-	-	ISO 3741
Sound Power Level (Outdoor Unit)	Cooling / Heating	dB(A)	71.0 / 73.0
Measurement Standard (Power Level)	-	-	-
Connecting Cable	Communication Cable(VCTF-SB)	mm ² × cores	1.0 ~ 1.5 × 2C
Electrical Characteristic	Minimum Circuit Amperes (MCA)	A	73.0
	Maximum Fuse Amperes (MFA)	A	85.0
	Total Over Current Amperes (TOCA)	A	76.0
	Comp_Maximum Starting Current (MSC)	A	-
	Comp_Rated Load Amperes (Cooling)	A	36.0
	Comp_Rated Load Amperes (Heating)	A	38.2
Connectable indoor units number	Max. (Conditional)	Units	64
Allowable Total Indoor Unit Connected Capacity Ratio	Min. / Max. (Conditional)	%	50~130

Note

- Due to our policy of innovation some specifications may be changed without notification.
 - The minimum flow rate of the product is based on 50% of the rated flow rate or the minimum flow rate value indicated in the specifications, whichever is greater. However, when the 'Variable Water Flow Valve Control KIT' is applied, the minimum flow rate is allowed to 40% of the rated flow rate.
 - If the flow rate is less than minimum flow rate and the indoor unit combination ratio exceeds 130%, ask to LG Electronics even if the 'Variable Water Flow Valve Control KIT' is applied.
 - Sound pressure level is measured on the rated condition in the anechoic rooms.
Sound power level is conversion value based on value measured in the anechoic rooms.
Therefore, these values can be increased owing to ambient conditions during operation.
 - Sound values of combination model are calculated values based on sound results of independent models.
Sound values of system [dB(A)] = $10 \cdot \log [10^{A1/10} + \dots + 10^{An/10}]$, A1~An means sound values of independent models.
 - Of maximum connectable indoor units, the (conditional) number in parentheses means number in accordance with outdoor units combination (160~200%).
The recommended ratio is 130%.
 - Power factor could vary less than $\pm 1\%$ according to the operating conditions.
 - Voltage supplied to the unit terminals should be within the minimum and maximum range. Maximum allowable voltage unbalance between phase is 2%.
 - MSC and RLA values are compressor only test condition.
 - Select the wire size based on the larger value among MCA or TOCA. Wiring cable size must comply with the applicable local and national codes.
 - MFA is recommended fuse amperes.
 - TOCA is minimum required amperes for selecting the circuit breaker and ground fault circuit interrupter. Please select the circuit breaker size equal or greater than TOCA.
 - All installation site must require attachment of an earth leakage breaker.[Circuit breaker type is ELCB (Earth Leakage Circuit Breaker)].
 - Select the electrical equipment of combination unit according to the electrical characteristics of individual unit.
-
- Performances are based on the following conditions :
 - Cooling : Indoor Ambient Temp. 27°CDB / 19°CWB, Water inlet temp. 30°C
 - Heating : Indoor Ambient Temp. 20°CDB / 15°CWB, Water Inlet temp. 20°C
 - Interconnected Pipe Length is 7.5m and difference of Elevation (Outdoor ~ Indoor Unit) is 0m.

1. Specifications

CRWM480LAS5

Category		Unit	Specification
Major	Minor		
Classification	Chassis	-	UWB + UWB + UWB
Combination	-	-	200 + 140 + 140
Power Supply	Case 1	V, Phase, Hz	380-400-415, 3, 50
	Limit Range of Voltage(Case 1)	V	342 ~ 456
	Case 2	V, Phase, Hz	380, 3, 60
	Limit Range of Voltage(Case 2)	V	342 ~ 418
	Running Current by Voltage (Cooling,Rated)	A	37.79 - 35.9 - 34.6
	Running Current by Voltage (Heating,Rated)	A	40.21 - 38.19 - 36.81
Cooling Capacity	Rated	kW	134.40
		Btu/h	458,600
Heating Capacity	Rated	kW	151.20
		Btu/h	512,900
Power Input(Cooling)	Rated	kW	23.13
Power Input(Heating)	Rated	kW	24.61
Efficiency	EER(Rated)	W/W	5.81
	COP(Rated)	W/W	6.14
Power Factor(Cooling/Heating)	Rated	-	0.93 / 0.93
Compressor	Type	-	Hermetically Sealed Scroll
	Piston Displacement	cm ³ /rev	62.1 x 3
	Number of Revolution	rev./min	3,600 x 3
	Motor Output	W x No.	5,300 x 3
	Starting Method	-	Direct On Line
	Oil Type	-	FW68D(PVE)
Heat Exchanger	Type	-	Stainless Steel Plate
	Maximum Pressure Resistance	kg/cm ²	45
Rated Water Flow	-	LPM	192 + 135 + 135
Range of Water Flow	Min.-Max.	LPM	231.0 ~ 580.0
Head loss	-	kPa	29.9 + 29.6 + 29.6
Dimensions	Net(W x H x D)	mm	(772 x 1,120 x 547) x 3
	Shipping(W x H x D)	mm	(820 x 1,245 x 645) x 3
Weight	Net	kg	(158 x 1) + (149 x 2)
	Shipping	kg	(166 x 1) + (157 x 2)
Exterior	Color	-	Morning Gray / Dawn Gray
	RAL (Classic)	-	RAL 7038 / RAL 7037
Protection Device	High Pressure Prevention	-	High pressure sensor / High pressure switch
	Discharge Temperature Control	-	Over-heat protection
	Inverter Protection	-	Over-heat protection / Over-current protection
Refrigerant	Type	-	R410A
	Precharged Amount	kg	4.500 + 3.500 + 3.500
	GWP(Global Warming Potential)	-	2,087.5
	t-CO ₂ eq.	-	24.006
	Control Type	-	Electronic expansion valve
Connecting Pipe	Liquid	mm(inch)	19.05(3/4)
	Gas	mm(inch)	41.3(1-5/8)
	Low Pressure Gas (Heat Recovery)	mm(inch)	41.3(1-5/8)
	High Pressure Gas (Heat Recovery)	mm(inch)	34.9(1-3/8)
Piping Connection Type	Liquid	-	Brazing
	Gas	-	Brazing
	Low Pressure Gas (Heat Recovery)	-	Brazing
	High Pressure Gas (Heat Recovery)	-	Brazing
Water Connecting Pipes	Inlet	mm	PT 40 + PT 40 + PT 40 (Internal Thread)

1. Specifications

Category		Unit	Specification
Major	Minor		
Water Connecting Pipes	Outlet	mm	PT 40 + PT 40 + PT 40 (Internal Thread)
	Drain Outlet	mm	PT 20 (External Thread)
Sound Pressure Level (Outdoor Unit)	Cooling / Heating	dB(A)	58.0 / 59.0
Measurement Standard (Pressure Level)	-	-	ISO 3741
Sound Power Level (Outdoor Unit)	Cooling / Heating	dB(A)	72.0 / 73.0
Measurement Standard (Power Level)	-	-	-
Connecting Cable	Communication Cable(VCTF-SB)	mm ² × cores	1.0 ~ 1.5 × 2C
Electrical Characteristic	Minimum Circuit Amperes (MCA)	A	76.0
	Maximum Fuse Amperes (MFA)	A	85.0
	Total Over Current Amperes (TOCA)	A	79.0
	Comp_Maximum Starting Current (MSC)	A	-
	Comp_Rated Load Amperes (Cooling)	A	37.8
	Comp_Rated Load Amperes (Heating)	A	40.2
Connectable indoor units number	Max. (Conditional)	Units	64
Allowable Total Indoor Unit Connected Capacity Ratio	Min. / Max. (Conditional)	%	50~130

Note

- Due to our policy of innovation some specifications may be changed without notification.
 - The minimum flow rate of the product is based on 50% of the rated flow rate or the minimum flow rate value indicated in the specifications, whichever is greater. However, when the 'Variable Water Flow Valve Control KIT' is applied, the minimum flow rate is allowed to 40% of the rated flow rate.
 - If the flow rate is less than minimum flow rate and the indoor unit combination ratio exceeds 130%, ask to LG Electronics even if the 'Variable Water Flow Valve Control KIT' is applied.
 - Sound pressure level is measured on the rated condition in the anechoic rooms.
Sound power level is conversion value based on value measured in the anechoic rooms.
Therefore, these values can be increased owing to ambient conditions during operation.
 - Sound values of combination model are calculated values based on sound results of independent models.
Sound values of system [dB(A)] = $10 \cdot \log [10^{A1/10} + \dots + 10^{An/10}]$, A1~An means sound values of independent models.
 - Of maximum connectable indoor units, the (conditional) number in parentheses means number in accordance with outdoor units combination (160~200%).
The recommended ratio is 130%.
 - Power factor could vary less than $\pm 1\%$ according to the operating conditions.
 - Voltage supplied to the unit terminals should be within the minimum and maximum range. Maximum allowable voltage unbalance between phase is 2%.
 - MSC and RLA values are compressor only test condition.
 - Select the wire size based on the larger value among MCA or TOCA. Wiring cable size must comply with the applicable local and national codes.
 - MFA is recommended fuse amperes.
 - TOCA is minimum required amperes for selecting the circuit breaker and ground fault circuit interrupter. Please select the circuit breaker size equal or greater than TOCA.
 - All installation site must require attachment of an earth leakage breaker.[Circuit breaker type is ELCB (Earth Leakage Circuit Breaker)].
 - Select the electrical equipment of combination unit according to the electrical characteristics of individual unit.
- Performances are based on the following conditions :
- Cooling : Indoor Ambient Temp. 27°CDB / 19°CWB, Water inlet temp. 30°C
 - Heating : Indoor Ambient Temp. 20°CDB / 15°CWB, Water Inlet temp. 20°C
 - Interconnected Pipe Length is 7.5m and difference of Elevation (Outdoor ~ Indoor Unit) is 0m.

1. Specifications

CRWM500LAS5

Category		Unit	Specification
Major	Minor		
Classification	Chassis	-	UWB + UWB + UWB
Combination	-	-	200 + 200 + 100
Power Supply	Case 1	V, Phase, Hz	380-400-415, 3, 50
	Limit Range of Voltage(Case 1)	V	342 ~ 456
	Case 2	V, Phase, Hz	380, 3, 60
	Limit Range of Voltage(Case 2)	V	342 ~ 418
	Running Current by Voltage (Cooling,Rated)	A	41.77 - 39.69 - 38.25
	Running Current by Voltage (Heating,Rated)	A	43.57 - 41.39 - 39.9
Cooling Capacity	Rated	kW	140.00
		Btu/h	477,700
Heating Capacity	Rated	kW	157.50
		Btu/h	537,400
Power Input(Cooling)	Rated	kW	25.57
Power Input(Heating)	Rated	kW	26.67
Efficiency	EER(Rated)	W/W	5.48
	COP(Rated)	W/W	5.91
Power Factor(Cooling/Heating)	Rated	-	0.93 / 0.93
Compressor	Type	-	Hermetically Sealed Scroll
	Piston Displacement	cm ³ /rev	62.1 x 3
	Number of Revolution	rev./min	3,600 x 3
	Motor Output	W x No.	5,300 x 3
	Starting Method	-	Direct On Line
	Oil Type	-	FW68D(PVE)
Heat Exchanger	Type	-	Stainless Steel Plate
	Maximum Pressure Resistance	kg/cm ²	45
Rated Water Flow	-	LPM	192 + 192 + 96
Range of Water Flow	Min.-Max.	LPM	249.0 ~ 624.0
Head loss	-	kPa	29.9 + 29.9 + 15.9
Dimensions	Net(W x H x D)	mm	(772 x 1,120 x 547) x 3
	Shipping(W x H x D)	mm	(820 x 1,245 x 645) x 3
Weight	Net	kg	(158 x 2) + (149 x 1)
	Shipping	kg	(166 x 2) + (157 x 1)
Exterior	Color	-	Morning Gray / Dawn Gray
	RAL (Classic)	-	RAL 7038 / RAL 7037
Protection Device	High Pressure Prevention	-	High pressure sensor / High pressure switch
	Discharge Temperature Control	-	Over-heat protection
	Inverter Protection	-	Over-heat protection / Over-current protection
Refrigerant	Type	-	R410A
	Precharged Amount	kg	4.500 + 4.500 + 3.500
	GWP(Global Warming Potential)	-	2,087.5
	t-CO ₂ eq.	-	26.094
	Control Type	-	Electronic expansion valve
Connecting Pipe	Liquid	mm(inch)	19.05(3/4)
	Gas	mm(inch)	41.3(1-5/8)
	Low Pressure Gas (Heat Recovery)	mm(inch)	41.3(1-5/8)
	High Pressure Gas (Heat Recovery)	mm(inch)	34.9(1-3/8)
Piping Connection Type	Liquid	-	Brazing
	Gas	-	Brazing
	Low Pressure Gas (Heat Recovery)	-	Brazing
	High Pressure Gas (Heat Recovery)	-	Brazing
Water Connecting Pipes	Inlet	mm	PT 40 + PT 40 + PT 40 (Internal Thread)

1. Specifications

Category		Unit	Specification
Major	Minor		
Water Connecting Pipes	Outlet	mm	PT 40 + PT 40 + PT 40 (Internal Thread)
	Drain Outlet	mm	PT 20 (External Thread)
Sound Pressure Level (Outdoor Unit)	Cooling / Heating	dB(A)	59.0 / 59.0
Measurement Standard (Pressure Level)	-	-	ISO 3741
Sound Power Level (Outdoor Unit)	Cooling / Heating	dB(A)	73.0 / 73.0
Measurement Standard (Power Level)	-	-	-
Connecting Cable	Communication Cable(VCTF-SB)	mm ² × cores	1.0 ~ 1.5 × 2C
Electrical Characteristic	Minimum Circuit Amperes (MCA)	A	81.0
	Maximum Fuse Amperes (MFA)	A	90.0
	Total Over Current Amperes (TOCA)	A	84.0
	Comp_Maximum Starting Current (MSC)	A	-
	Comp_Rated Load Amperes (Cooling)	A	41.8
	Comp_Rated Load Amperes (Heating)	A	43.6
Connectable indoor units number	Max. (Conditional)	Units	64
Allowable Total Indoor Unit Connected Capacity Ratio	Min. / Max. (Conditional)	%	50~130

Note

- Due to our policy of innovation some specifications may be changed without notification.
 - The minimum flow rate of the product is based on 50% of the rated flow rate or the minimum flow rate value indicated in the specifications, whichever is greater. However, when the 'Variable Water Flow Valve Control KIT' is applied, the minimum flow rate is allowed to 40% of the rated flow rate.
 - If the flow rate is less than minimum flow rate and the indoor unit combination ratio exceeds 130%, ask to LG Electronics even if the 'Variable Water Flow Valve Control KIT' is applied.
 - Sound pressure level is measured on the rated condition in the anechoic rooms.
Sound power level is conversion value based on value measured in the anechoic rooms.
Therefore, these values can be increased owing to ambient conditions during operation.
 - Sound values of combination model are calculated values based on sound results of independent models.
Sound values of system [dB(A)] = $10 \cdot \log [10^{A1/10} + \dots + 10^{An/10}]$, A1~An means sound values of independent models.
 - Of maximum connectable indoor units, the (conditional) number in parentheses means number in accordance with outdoor units combination (160~200%).
The recommended ratio is 130%.
 - Power factor could vary less than $\pm 1\%$ according to the operating conditions.
 - Voltage supplied to the unit terminals should be within the minimum and maximum range. Maximum allowable voltage unbalance between phase is 2%.
 - MSC and RLA values are compressor only test condition.
 - Select the wire size based on the larger value among MCA or TOCA. Wiring cable size must comply with the applicable local and national codes.
 - MFA is recommended fuse amperes.
 - TOCA is minimum required amperes for selecting the circuit breaker and ground fault circuit interrupter. Please select the circuit breaker size equal or greater than TOCA.
 - All installation site must require attachment of an earth leakage breaker.[Circuit breaker type is ELCB (Earth Leakage Circuit Breaker)].
 - Select the electrical equipment of combination unit according to the electrical characteristics of individual unit.
-
- Performances are based on the following conditions :
 - Cooling : Indoor Ambient Temp. 27°CDB / 19°CWB, Water inlet temp. 30°C
 - Heating : Indoor Ambient Temp. 20°CDB / 15°CWB, Water Inlet temp. 20°C
 - Interconnected Pipe Length is 7.5m and difference of Elevation (Outdoor ~ Indoor Unit) is 0m.

1. Specifications

CRWM520LAS5

Category		Unit	Specification
Major	Minor		
Classification	Chassis	-	UWB + UWB + UWB
Combination	-	-	200 + 200 + 120
Power Supply	Case 1	V, Phase, Hz	380-400-415, 3, 50
	Limit Range of Voltage(Case 1)	V	342 ~ 456
	Case 2	V, Phase, Hz	380, 3, 60
	Limit Range of Voltage(Case 2)	V	342 ~ 418
	Running Current by Voltage (Cooling,Rated)	A	45.19 - 42.93 - 41.38
	Running Current by Voltage (Heating,Rated)	A	45.18 - 42.93 - 41.38
Cooling Capacity	Rated	kW	145.60
		Btu/h	496,800
Heating Capacity	Rated	kW	163.80
		Btu/h	558,900
Power Input(Cooling)	Rated	kW	26.52
Power Input(Heating)	Rated	kW	27.66
Efficiency	EER(Rated)	W/W	5.49
	COP(Rated)	W/W	5.92
Power Factor(Cooling/Heating)	Rated	-	0.93 / 0.93
Compressor	Type	-	Hermetically Sealed Scroll
	Piston Displacement	cm ³ /rev	62.1 x 3
	Number of Revolution	rev./min	3,600 x 3
	Motor Output	W x No.	5,300 x 3
	Starting Method	-	Direct On Line
	Oil Type	-	FW68D(PVE)
Heat Exchanger	Type	-	Stainless Steel Plate
	Maximum Pressure Resistance	kg/cm ²	45
Rated Water Flow	-	LPM	192 + 192 + 115
Range of Water Flow	Min.-Max.	LPM	249.0 ~ 650.0
Head loss	-	kPa	29.9 + 29.9 + 22.1
Dimensions	Net(W x H x D)	mm	(772 x 1,120 x 547) x 3
	Shipping(W x H x D)	mm	(820 x 1,245 x 645) x 3
Weight	Net	kg	(158 x 2) + (149 x 1)
	Shipping	kg	(166 x 2) + (157 x 1)
Exterior	Color	-	Morning Gray / Dawn Gray
	RAL (Classic)	-	RAL 7038 / RAL 7037
Protection Device	High Pressure Prevention	-	High pressure sensor / High pressure switch
	Discharge Temperature Control	-	Over-heat protection
	Inverter Protection	-	Over-heat protection / Over-current protection
Refrigerant	Type	-	R410A
	Precharged Amount	kg	4.500 + 4.500 + 3.500
	GWP(Global Warming Potential)	-	2,087.5
	t-CO ₂ eq.	-	26.094
	Control Type	-	Electronic expansion valve
Connecting Pipe	Liquid	mm(inch)	19.05(3/4)
	Gas	mm(inch)	41.3(1-5/8)
	Low Pressure Gas (Heat Recovery)	mm(inch)	41.3(1-5/8)
	High Pressure Gas (Heat Recovery)	mm(inch)	34.9(1-3/8)
Piping Connection Type	Liquid	-	Brazing
	Gas	-	Brazing
	Low Pressure Gas (Heat Recovery)	-	Brazing
	High Pressure Gas (Heat Recovery)	-	Brazing
Water Connecting Pipes	Inlet	mm	PT 40 + PT 40 + PT 40 (Internal Thread)

1. Specifications

Category		Unit	Specification
Major	Minor		
Water Connecting Pipes	Outlet	mm	PT 40 + PT 40 + PT 40 (Internal Thread)
	Drain Outlet	mm	PT 20 (External Thread)
Sound Pressure Level (Outdoor Unit)	Cooling / Heating	dB(A)	59.0 / 60.0
Measurement Standard (Pressure Level)	-	-	ISO 3741
Sound Power Level (Outdoor Unit)	Cooling / Heating	dB(A)	73.0 / 74.0
Measurement Standard (Power Level)	-	-	-
Connecting Cable	Communication Cable(VCTF-SB)	mm ² × cores	1.0 ~ 1.5 × 2C
Electrical Characteristic	Minimum Circuit Amperes (MCA)	A	83.0
	Maximum Fuse Amperes (MFA)	A	95.0
	Total Over Current Amperes (TOCA)	A	86.0
	Comp_Maximum Starting Current (MSC)	A	-
	Comp_Rated Load Amperes (Cooling)	A	45.2
	Comp_Rated Load Amperes (Heating)	A	45.2
Connectable indoor units number	Max. (Conditional)	Units	64
Allowable Total Indoor Unit Connected Capacity Ratio	Min. / Max. (Conditional)	%	50~130

Note

- Due to our policy of innovation some specifications may be changed without notification.
 - The minimum flow rate of the product is based on 50% of the rated flow rate or the minimum flow rate value indicated in the specifications, whichever is greater. However, when the 'Variable Water Flow Valve Control KIT' is applied, the minimum flow rate is allowed to 40% of the rated flow rate.
 - If the flow rate is less than minimum flow rate and the indoor unit combination ratio exceeds 130%, ask to LG Electronics even if the 'Variable Water Flow Valve Control KIT' is applied.
 - Sound pressure level is measured on the rated condition in the anechoic rooms.
Sound power level is conversion value based on value measured in the anechoic rooms.
Therefore, these values can be increased owing to ambient conditions during operation.
 - Sound values of combination model are calculated values based on sound results of independent models.
Sound values of system [dB(A)] = $10 \cdot \log [10^{A1/10} + \dots + 10^{An/10}]$, A1~An means sound values of independent models.
 - Of maximum connectable indoor units, the (conditional) number in parentheses means number in accordance with outdoor units combination (160~200%).
The recommended ratio is 130%.
 - Power factor could vary less than $\pm 1\%$ according to the operating conditions.
 - Voltage supplied to the unit terminals should be within the minimum and maximum range. Maximum allowable voltage unbalance between phase is 2%.
 - MSC and RLA values are compressor only test condition.
 - Select the wire size based on the larger value among MCA or TOCA. Wiring cable size must comply with the applicable local and national codes.
 - MFA is recommended fuse amperes.
 - TOCA is minimum required amperes for selecting the circuit breaker and ground fault circuit interrupter. Please select the circuit breaker size equal or greater than TOCA.
 - All installation site must require attachment of an earth leakage breaker.[Circuit breaker type is ELCB (Earth Leakage Circuit Breaker)].
 - Select the electrical equipment of combination unit according to the electrical characteristics of individual unit.
-
- Performances are based on the following conditions :
 - Cooling : Indoor Ambient Temp. 27°CDB / 19°CWB, Water inlet temp. 30°C
 - Heating : Indoor Ambient Temp. 20°CDB / 15°CWB, Water Inlet temp. 20°C
 - Interconnected Pipe Length is 7.5m and difference of Elevation (Outdoor ~ Indoor Unit) is 0m.

1. Specifications

CRWM540LAS5

Category		Unit	Specification
Major	Minor		
Classification	Chassis	-	UWB + UWB + UWB
Combination	-	-	200 + 200 + 140
Power Supply	Case 1	V, Phase, Hz	380-400-415, 3, 50
	Limit Range of Voltage(Case 1)	V	342 ~ 456
	Case 2	V, Phase, Hz	380, 3, 60
	Limit Range of Voltage(Case 2)	V	342 ~ 418
	Running Current by Voltage (Cooling,Rated)	A	45.09 - 42.84 - 41.29
	Running Current by Voltage (Heating,Rated)	A	47.18 - 44.82 - 43.20
Cooling Capacity	Rated	kW	151.20
		Btu/h	515,900
Heating Capacity	Rated	kW	170.10
		Btu/h	580,400
Power Input(Cooling)	Rated	kW	27.60
Power Input(Heating)	Rated	kW	28.88
Efficiency	EER(Rated)	W/W	5.48
	COP(Rated)	W/W	5.89
Power Factor(Cooling/Heating)	Rated	-	0.93 / 0.93
Compressor	Type	-	Hermetically Sealed Scroll
	Piston Displacement	cm ³ /rev	62.1 x 3
	Number of Revolution	rev./min	3,600 x 3
	Motor Output	W x No.	5,300 x 3
	Starting Method	-	Direct On Line
	Oil Type	-	FW68D(PVE)
Heat Exchanger	Type	-	Stainless Steel Plate
	Maximum Pressure Resistance	kg/cm ²	45
Rated Water Flow	-	LPM	192 + 192 + 135
Range of Water Flow	Min.-Max.	LPM	259.5 ~ 650.0
Head loss	-	kPa	29.9 + 29.9 + 29.6
Dimensions	Net(W x H x D)	mm	(772 x 1,120 x 547) x 3
	Shipping(W x H x D)	mm	(820 x 1,245 x 645) x 3
Weight	Net	kg	(158 x 2) + (149 x 1)
	Shipping	kg	(166 x 2) + (157 x 1)
Exterior	Color	-	Morning Gray / Dawn Gray
	RAL (Classic)	-	RAL 7038 / RAL 7037
Protection Device	High Pressure Prevention	-	High pressure sensor / High pressure switch
	Discharge Temperature Control	-	Over-heat protection
	Inverter Protection	-	Over-heat protection / Over-current protection
Refrigerant	Type	-	R410A
	Precharged Amount	kg	4.500 + 4.500 + 3.500
	GWP(Global Warming Potential)	-	2,087.5
	t-CO ₂ eq.	-	26.094
	Control Type	-	Electronic expansion valve
Connecting Pipe	Liquid	mm(inch)	19.05(3/4)
	Gas	mm(inch)	41.3(1-5/8)
	Low Pressure Gas (Heat Recovery)	mm(inch)	41.3(1-5/8)
	High Pressure Gas (Heat Recovery)	mm(inch)	34.9(1-3/8)
Piping Connection Type	Liquid	-	Brazing
	Gas	-	Brazing
	Low Pressure Gas (Heat Recovery)	-	Brazing
	High Pressure Gas (Heat Recovery)	-	Brazing
Water Connecting Pipes	Inlet	mm	PT 40 + PT 40 + PT 40 (Internal Thread)

1. Specifications

Category		Unit	Specification
Major	Minor		
Water Connecting Pipes	Outlet	mm	PT 40 + PT 40 + PT 40 (Internal Thread)
	Drain Outlet	mm	PT 20 (External Thread)
Sound Pressure Level (Outdoor Unit)	Cooling / Heating	dB(A)	59.0 / 60.0
Measurement Standard (Pressure Level)	-	-	ISO 3741
Sound Power Level (Outdoor Unit)	Cooling / Heating	dB(A)	73.0 / 74.0
Measurement Standard (Power Level)	-	-	-
Connecting Cable	Communication Cable(VCTF-SB)	mm ² × cores	1.0 ~ 1.5 × 2C
Electrical Characteristic	Minimum Circuit Amperes (MCA)	A	86.0
	Maximum Fuse Amperes (MFA)	A	95.0
	Total Over Current Amperes (TOCA)	A	89.0
	Comp_Maximum Starting Current (MSC)	A	-
	Comp_Rated Load Amperes (Cooling)	A	45.1
	Comp_Rated Load Amperes (Heating)	A	47.2
Connectable indoor units number	Max. (Conditional)	Units	64
Allowable Total Indoor Unit Connected Capacity Ratio	Min. / Max. (Conditional)	%	50~130

Note

- Due to our policy of innovation some specifications may be changed without notification.
 - The minimum flow rate of the product is based on 50% of the rated flow rate or the minimum flow rate value indicated in the specifications, whichever is greater. However, when the 'Variable Water Flow Valve Control KIT' is applied, the minimum flow rate is allowed to 40% of the rated flow rate.
 - If the flow rate is less than minimum flow rate and the indoor unit combination ratio exceeds 130%, ask to LG Electronics even if the 'Variable Water Flow Valve Control KIT' is applied.
 - Sound pressure level is measured on the rated condition in the anechoic rooms.
Sound power level is conversion value based on value measured in the anechoic rooms.
Therefore, these values can be increased owing to ambient conditions during operation.
 - Sound values of combination model are calculated values based on sound results of independent models.
Sound values of system [dB(A)] = $10 \cdot \log [10^{A1/10} + \dots + 10^{An/10}]$, A1~An means sound values of independent models.
 - Of maximum connectable indoor units, the (conditional) number in parentheses means number in accordance with outdoor units combination (160~200%).
The recommended ratio is 130%.
 - Power factor could vary less than $\pm 1\%$ according to the operating conditions.
 - Voltage supplied to the unit terminals should be within the minimum and maximum range. Maximum allowable voltage unbalance between phase is 2%.
 - MSC and RLA values are compressor only test condition.
 - Select the wire size based on the larger value among MCA or TOCA. Wiring cable size must comply with the applicable local and national codes.
 - MFA is recommended fuse amperes.
 - TOCA is minimum required amperes for selecting the circuit breaker and ground fault circuit interrupter. Please select the circuit breaker size equal or greater than TOCA.
 - All installation site must require attachment of an earth leakage breaker.[Circuit breaker type is ELCB (Earth Leakage Circuit Breaker)].
 - Select the electrical equipment of combination unit according to the electrical characteristics of individual unit.
-
- Performances are based on the following conditions :
 - Cooling : Indoor Ambient Temp. 27°CDB / 19°CWB, Water inlet temp. 30°C
 - Heating : Indoor Ambient Temp. 20°CDB / 15°CWB, Water Inlet temp. 20°C
 - Interconnected Pipe Length is 7.5m and difference of Elevation (Outdoor ~ Indoor Unit) is 0m.

1. Specifications

CRWM560LAS5

Category		Unit	Specification
Major	Minor		
Classification	Chassis	-	UWB + UWB + UWB
Combination	-	-	200 + 200 + 160
Power Supply	Case 1	V, Phase, Hz	380-400-415, 3, 50
	Limit Range of Voltage(Case 1)	V	342 ~ 456
	Case 2	V, Phase, Hz	380, 3, 60
	Limit Range of Voltage(Case 2)	V	342 ~ 418
	Running Current by Voltage (Cooling,Rated)	A	46.89 - 44.54 - 42.93
	Running Current by Voltage (Heating,Rated)	A	49.27 - 46.81 - 45.12
Cooling Capacity	Rated	kW	156.80
		Btu/h	535,000
Heating Capacity	Rated	kW	176.40
		Btu/h	601,900
Power Input(Cooling)	Rated	kW	28.70
Power Input(Heating)	Rated	kW	30.16
Efficiency	EER(Rated)	W/W	5.46
	COP(Rated)	W/W	5.85
Power Factor(Cooling/Heating)	Rated	-	0.93 / 0.93
Compressor	Type	-	Hermetically Sealed Scroll
	Piston Displacement	cm ³ /rev	62.1 x 3
	Number of Revolution	rev./min	3,600 x 3
	Motor Output	W x No.	5,300 x 3
	Starting Method	-	Direct On Line
	Oil Type	-	FW68D(PVE)
Heat Exchanger	Type	-	Stainless Steel Plate
	Maximum Pressure Resistance	kg/cm ²	45
Rated Water Flow	-	LPM	192 + 192 + 154
Range of Water Flow	Min.-Max.	LPM	269.0 ~ 655.0
Head loss	-	kPa	29.9 + 29.9 + 37.7
Dimensions	Net(W x H x D)	mm	(772 x 1,120 x 547) x 3
	Shipping(W x H x D)	mm	(820 x 1,245 x 645) x 3
Weight	Net	kg	(158 x 2) + (149 x 1)
	Shipping	kg	(166 x 2) + (157 x 1)
Exterior	Color	-	Morning Gray / Dawn Gray
	RAL (Classic)	-	RAL 7038 / RAL 7037
Protection Device	High Pressure Prevention	-	High pressure sensor / High pressure switch
	Discharge Temperature Control	-	Over-heat protection
	Inverter Protection	-	Over-heat protection / Over-current protection
Refrigerant	Type	-	R410A
	Precharged Amount	kg	4.500 + 4.500 + 3.500
	GWP(Global Warming Potential)	-	2,087.5
	t-CO ₂ eq.	-	26.094
	Control Type	-	Electronic expansion valve
Connecting Pipe	Liquid	mm(inch)	19.05(3/4)
	Gas	mm(inch)	41.3(1-5/8)
	Low Pressure Gas (Heat Recovery)	mm(inch)	41.3(1-5/8)
	High Pressure Gas (Heat Recovery)	mm(inch)	34.9(1-3/8)
Piping Connection Type	Liquid	-	Brazing
	Gas	-	Brazing
	Low Pressure Gas (Heat Recovery)	-	Brazing
	High Pressure Gas (Heat Recovery)	-	Brazing
Water Connecting Pipes	Inlet	mm	PT 40 + PT 40 + PT 40 (Internal Thread)

1. Specifications

Category		Unit	Specification
Major	Minor		
Water Connecting Pipes	Outlet	mm	PT 40 + PT 40 + PT 40 (Internal Thread)
	Drain Outlet	mm	PT 20 (External Thread)
Sound Pressure Level (Outdoor Unit)	Cooling / Heating	dB(A)	59.0 / 61.0
Measurement Standard (Pressure Level)	-	-	ISO 3741
Sound Power Level (Outdoor Unit)	Cooling / Heating	dB(A)	73.0 / 75.0
Measurement Standard (Power Level)	-	-	-
Connecting Cable	Communication Cable(VCTF-SB)	mm ² × cores	1.0 ~ 1.5 × 2C
Electrical Characteristic	Minimum Circuit Amperes (MCA)	A	91.0
	Maximum Fuse Amperes (MFA)	A	102.0
	Total Over Current Amperes (TOCA)	A	96.0
	Comp_Maximum Starting Current (MSC)	A	-
	Comp_Rated Load Amperes (Cooling)	A	46.9
	Comp_Rated Load Amperes (Heating)	A	49.3
Connectable indoor units number	Max. (Conditional)	Units	64
Allowable Total Indoor Unit Connected Capacity Ratio	Min. / Max. (Conditional)	%	50~130

Note

- Due to our policy of innovation some specifications may be changed without notification.
 - The minimum flow rate of the product is based on 50% of the rated flow rate or the minimum flow rate value indicated in the specifications, whichever is greater. However, when the 'Variable Water Flow Valve Control KIT' is applied, the minimum flow rate is allowed to 40% of the rated flow rate.
 - If the flow rate is less than minimum flow rate and the indoor unit combination ratio exceeds 130%, ask to LG Electronics even if the 'Variable Water Flow Valve Control KIT' is applied.
 - Sound pressure level is measured on the rated condition in the anechoic rooms.
Sound power level is conversion value based on value measured in the anechoic rooms.
Therefore, these values can be increased owing to ambient conditions during operation.
 - Sound values of combination model are calculated values based on sound results of independent models.
Sound values of system [dB(A)] = $10 \cdot \log [10^{A1/10} + \dots + 10^{An/10}]$, A1~An means sound values of independent models.
 - Of maximum connectable indoor units, the (conditional) number in parentheses means number in accordance with outdoor units combination (160~200%).
The recommended ratio is 130%.
 - Power factor could vary less than $\pm 1\%$ according to the operating conditions.
 - Voltage supplied to the unit terminals should be within the minimum and maximum range. Maximum allowable voltage unbalance between phase is 2%.
 - MSC and RLA values are compressor only test condition.
 - Select the wire size based on the larger value among MCA or TOCA. Wiring cable size must comply with the applicable local and national codes.
 - MFA is recommended fuse amperes.
 - TOCA is minimum required amperes for selecting the circuit breaker and ground fault circuit interrupter. Please select the circuit breaker size equal or greater than TOCA.
 - All installation site must require attachment of an earth leakage breaker.[Circuit breaker type is ELCB (Earth Leakage Circuit Breaker)].
 - Select the electrical equipment of combination unit according to the electrical characteristics of individual unit.
- Performances are based on the following conditions :
- Cooling : Indoor Ambient Temp. 27°CDB / 19°CWB, Water inlet temp. 30°C
 - Heating : Indoor Ambient Temp. 20°CDB / 15°CWB, Water Inlet temp. 20°C
 - Interconnected Pipe Length is 7.5m and difference of Elevation (Outdoor ~ Indoor Unit) is 0m.

1. Specifications

CRWM580LAS5

Category		Unit	Specification
Major	Minor		
Classification	Chassis	-	UWB + UWB + UWB
Combination	-	-	200 + 200 + 180
Power Supply	Case 1	V, Phase, Hz	380-400-415, 3, 50
	Limit Range of Voltage(Case 1)	V	342 ~ 456
	Case 2	V, Phase, Hz	380, 3, 60
	Limit Range of Voltage(Case 2)	V	342 ~ 418
	Running Current by Voltage (Cooling,Rated)	A	48.65 - 46.22 - 44.55
	Running Current by Voltage (Heating,Rated)	A	50.35 - 47.83 - 46.10
Cooling Capacity	Rated	kW	162.40
		Btu/h	554,100
Heating Capacity	Rated	kW	182.70
		Btu/h	623,400
Power Input(Cooling)	Rated	kW	29.78
Power Input(Heating)	Rated	kW	30.82
Efficiency	EER(Rated)	W/W	5.45
	COP(Rated)	W/W	5.93
Power Factor(Cooling/Heating)	Rated	-	0.93 / 0.93
Compressor	Type	-	Hermetically Sealed Scroll
	Piston Displacement	cm ³ /rev	62.1 x 3
	Number of Revolution	rev./min	3,600 x 3
	Motor Output	W x No.	5,300 x 3
	Starting Method	-	Direct On Line
	Oil Type	-	FW68D(PVE)
Heat Exchanger	Type	-	Stainless Steel Plate
	Maximum Pressure Resistance	kg/cm ²	45
Rated Water Flow	-	LPM	192 + 192 + 173
Range of Water Flow	Min.-Max.	LPM	288.0 ~ 720.0
Head loss	-	kPa	29.9 + 29.9 + 24.6
Dimensions	Net(W x H x D)	mm	(772 x 1,120 x 547) x 3
	Shipping(W x H x D)	mm	(820 x 1,245 x 645) x 3
Weight	Net	kg	158 x 3
	Shipping	kg	166 x 3
Exterior	Color	-	Morning Gray / Dawn Gray
	RAL (Classic)	-	RAL 7038 / RAL 7037
Protection Device	High Pressure Prevention	-	High pressure sensor / High pressure switch
	Discharge Temperature Control	-	Over-heat protection
	Inverter Protection	-	Over-heat protection / Over-current protection
Refrigerant	Type	-	R410A
	Precharged Amount	kg	4.500 + 4.500 + 4.500
	GWP(Global Warming Potential)	-	2,087.5
	t-CO ₂ eq.	-	28.181
	Control Type	-	Electronic expansion valve
Connecting Pipe	Liquid	mm(inch)	19.05(3/4)
	Gas	mm(inch)	41.3(1-5/8)
	Low Pressure Gas (Heat Recovery)	mm(inch)	41.3(1-5/8)
	High Pressure Gas (Heat Recovery)	mm(inch)	34.9(1-3/8)
Piping Connection Type	Liquid	-	Brazing
	Gas	-	Brazing
	Low Pressure Gas (Heat Recovery)	-	Brazing
	High Pressure Gas (Heat Recovery)	-	Brazing
Water Connecting Pipes	Inlet	mm	PT 40 + PT 40 + PT 40 (Internal Thread)

1. Specifications

Category		Unit	Specification
Major	Minor		
Water Connecting Pipes	Outlet	mm	PT 40 + PT 40 + PT 40 (Internal Thread)
	Drain Outlet	mm	PT 20 (External Thread)
Sound Pressure Level (Outdoor Unit)	Cooling / Heating	dB(A)	60.0 / 61.0
Measurement Standard (Pressure Level)	-	-	ISO 3741
Sound Power Level (Outdoor Unit)	Cooling / Heating	dB(A)	74.0 / 75.0
Measurement Standard (Power Level)	-	-	-
Connecting Cable	Communication Cable(VCTF-SB)	mm ² × cores	1.0 ~ 1.5 × 2C
Electrical Characteristic	Minimum Circuit Amperes (MCA)	A	94.0
	Maximum Fuse Amperes (MFA)	A	105.0
	Total Over Current Amperes (TOCA)	A	97.0
	Comp_Maximum Starting Current (MSC)	A	-
	Comp_Rated Load Amperes (Cooling)	A	48.7
	Comp_Rated Load Amperes (Heating)	A	50.4
Connectable indoor units number	Max. (Conditional)	Units	64
Allowable Total Indoor Unit Connected Capacity Ratio	Min. / Max. (Conditional)	%	50~130

Note

- Due to our policy of innovation some specifications may be changed without notification.
 - The minimum flow rate of the product is based on 50% of the rated flow rate or the minimum flow rate value indicated in the specifications, whichever is greater. However, when the 'Variable Water Flow Valve Control KIT' is applied, the minimum flow rate is allowed to 40% of the rated flow rate.
 - If the flow rate is less than minimum flow rate and the indoor unit combination ratio exceeds 130%, ask to LG Electronics even if the 'Variable Water Flow Valve Control KIT' is applied.
 - Sound pressure level is measured on the rated condition in the anechoic rooms.
Sound power level is conversion value based on value measured in the anechoic rooms.
Therefore, these values can be increased owing to ambient conditions during operation.
 - Sound values of combination model are calculated values based on sound results of independent models.
Sound values of system [dB(A)] = $10 \cdot \log [10^{A1/10} + \dots + 10^{An/10}]$, A1~An means sound values of independent models.
 - Of maximum connectable indoor units, the (conditional) number in parentheses means number in accordance with outdoor units combination (160~200%).
The recommended ratio is 130%.
 - Power factor could vary less than $\pm 1\%$ according to the operating conditions.
 - Voltage supplied to the unit terminals should be within the minimum and maximum range. Maximum allowable voltage unbalance between phase is 2%.
 - MSC and RLA values are compressor only test condition.
 - Select the wire size based on the larger value among MCA or TOCA. Wiring cable size must comply with the applicable local and national codes.
 - MFA is recommended fuse amperes.
 - TOCA is minimum required amperes for selecting the circuit breaker and ground fault circuit interrupter. Please select the circuit breaker size equal or greater than TOCA.
 - All installation site must require attachment of an earth leakage breaker.[Circuit breaker type is ELCB (Earth Leakage Circuit Breaker)].
 - Select the electrical equipment of combination unit according to the electrical characteristics of individual unit.
-
- Performances are based on the following conditions :
 - Cooling : Indoor Ambient Temp. 27°CDB / 19°CWB, Water inlet temp. 30°C
 - Heating : Indoor Ambient Temp. 20°CDB / 15°CWB, Water Inlet temp. 20°C
 - Interconnected Pipe Length is 7.5m and difference of Elevation (Outdoor ~ Indoor Unit) is 0m.

1. Specifications

CRWM600LAS5

Category		Unit	Specification
Major	Minor		
Classification	Chassis	-	UWB + UWB + UWB
Combination	-	-	200 + 200 + 200
Power Supply	Case 1	V, Phase, Hz	380-400-415, 3, 50
	Limit Range of Voltage(Case 1)	V	342 ~ 456
	Case 2	V, Phase, Hz	380, 3, 60
	Limit Range of Voltage(Case 2)	V	342 ~ 418
	Running Current by Voltage (Cooling,Rated)	A	52.39 - 49.77 - 47.97
	Running Current by Voltage (Heating,Rated)	A	54.15 - 51.45 - 49.59
Cooling Capacity	Rated	kW	168.00
		Btu/h	573,200
Heating Capacity	Rated	kW	189.00
		Btu/h	644,900
Power Input(Cooling)	Rated	kW	32.07
Power Input(Heating)	Rated	kW	33.15
Efficiency	EER(Rated)	W/W	5.24
	COP(Rated)	W/W	5.70
Power Factor(Cooling/Heating)	Rated	-	0.93 / 0.93
Compressor	Type	-	Hermetically Sealed Scroll
	Piston Displacement	cm ³ /rev	62.1 x 3
	Number of Revolution	rev./min	3,600 x 3
	Motor Output	W x No.	5,300 x 3
	Starting Method	-	Direct On Line
	Oil Type	-	FW68D(PVE)
Heat Exchanger	Type	-	Stainless Steel Plate
	Maximum Pressure Resistance	kg/cm ²	45
Rated Water Flow	-	LPM	192 + 192+ 192
Range of Water Flow	Min.-Max.	LPM	288.0 ~ 720.0
Head loss	-	kPa	29.9 + 29.9 + 29.9
Dimensions	Net(W x H x D)	mm	(772 x 1,120 x 547) x 3
	Shipping(W x H x D)	mm	(820 x 1,245 x 645) x 3
Weight	Net	kg	158 x 3
	Shipping	kg	166 x 3
Exterior	Color	-	Morning Gray / Dawn Gray
	RAL (Classic)	-	RAL 7038 / RAL 7037
Protection Device	High Pressure Prevention	-	High pressure sensor / High pressure switch
	Discharge Temperature Control	-	Over-heat protection
	Inverter Protection	-	Over-heat protection / Over-current protection
Refrigerant	Type	-	R410A
	Precharged Amount	kg	4.500 + 4.500 + 4.500
	GWP(Global Warming Potential)	-	2,087.5
	t-CO ₂ eq.	-	28.181
	Control Type	-	Electronic expansion valve
Connecting Pipe	Liquid	mm(inch)	19.05(3/4)
	Gas	mm(inch)	41.3(1-5/8)
	Low Pressure Gas (Heat Recovery)	mm(inch)	41.3(1-5/8)
	High Pressure Gas (Heat Recovery)	mm(inch)	34.9(1-3/8)
Piping Connection Type	Liquid	-	Brazing
	Gas	-	Brazing
	Low Pressure Gas (Heat Recovery)	-	Brazing
	High Pressure Gas (Heat Recovery)	-	Brazing
Water Connecting Pipes	Inlet	mm	PT 40 + PT 40 + PT 40 (Internal Thread)

1. Specifications

Category		Unit	Specification
Major	Minor		
Water Connecting Pipes	Outlet	mm	PT 40 + PT 40 + PT 40 (Internal Thread)
	Drain Outlet	mm	PT 20 (External Thread)
Sound Pressure Level (Outdoor Unit)	Cooling / Heating	dB(A)	60.0 / 61.0
Measurement Standard (Pressure Level)	-	-	ISO 3741
Sound Power Level (Outdoor Unit)	Cooling / Heating	dB(A)	74.0 / 75.0
Measurement Standard (Power Level)	-	-	-
Connecting Cable	Communication Cable(VCTF-SB)	mm ² × cores	1.0 ~ 1.5 × 2C
Electrical Characteristic	Minimum Circuit Amperes (MCA)	A	96.0
	Maximum Fuse Amperes (MFA)	A	105.0
	Total Over Current Amperes (TOCA)	A	99.0
	Comp_Maximum Starting Current (MSC)	A	-
	Comp_Rated Load Amperes (Cooling)	A	52.4
	Comp_Rated Load Amperes (Heating)	A	54.2
Connectable indoor units number	Max. (Conditional)	Units	64
Allowable Total Indoor Unit Connected Capacity Ratio	Min. / Max. (Conditional)	%	50~130

Note

- Due to our policy of innovation some specifications may be changed without notification.
 - The minimum flow rate of the product is based on 50% of the rated flow rate or the minimum flow rate value indicated in the specifications, whichever is greater. However, when the 'Variable Water Flow Valve Control KIT' is applied, the minimum flow rate is allowed to 40% of the rated flow rate.
 - If the flow rate is less than minimum flow rate and the indoor unit combination ratio exceeds 130%, ask to LG Electronics even if the 'Variable Water Flow Valve Control KIT' is applied.
 - Sound pressure level is measured on the rated condition in the anechoic rooms.
Sound power level is conversion value based on value measured in the anechoic rooms.
Therefore, these values can be increased owing to ambient conditions during operation.
 - Sound values of combination model are calculated values based on sound results of independent models.
Sound values of system [dB(A)] = $10 \cdot \log [10^{A1/10} + \dots + 10^{An/10}]$, A1~An means sound values of independent models.
 - Of maximum connectable indoor units, the (conditional) number in parentheses means number in accordance with outdoor units combination (160~200%).
The recommended ratio is 130%.
 - Power factor could vary less than $\pm 1\%$ according to the operating conditions.
 - Voltage supplied to the unit terminals should be within the minimum and maximum range. Maximum allowable voltage unbalance between phase is 2%.
 - MSC and RLA values are compressor only test condition.
 - Select the wire size based on the larger value among MCA or TOCA. Wiring cable size must comply with the applicable local and national codes.
 - MFA is recommended fuse amperes.
 - TOCA is minimum required amperes for selecting the circuit breaker and ground fault circuit interrupter. Please select the circuit breaker size equal or greater than TOCA.
 - All installation site must require attachment of an earth leakage breaker.[Circuit breaker type is ELCB (Earth Leakage Circuit Breaker)].
 - Select the electrical equipment of combination unit according to the electrical characteristics of individual unit.
- Performances are based on the following conditions :
- Cooling : Indoor Ambient Temp. 27°CDB / 19°CWB, Water inlet temp. 30°C
 - Heating : Indoor Ambient Temp. 20°CDB / 15°CWB, Water Inlet temp. 20°C
 - Interconnected Pipe Length is 7.5m and difference of Elevation (Outdoor ~ Indoor Unit) is 0m.

2. List of Functions

CRWM080LAS5, CRWM100LAS5, CRWM120LAS5, CRWM140LAS5, CRWM160LAS5, CRWM180LAS5, CRWM200LAS5, CRWM220LAS5, CRWM240LAS5, CRWM260LAS5, CRWM280LAS5, CRWM300LAS5, CRWM320LAS5, CRWM340LAS5, CRWM360LAS5, CRWM380LAS5, CRWM400LAS5, CRWM420LAS5, CRWM440LAS5, CRWM460LAS5, CRWM480LAS5, CRWM500LAS5, CRWM520LAS5, CRWM540LAS5, CRWM560LAS5, CRWM580LAS5, CRWM600LAS5

Category	Functions	Availability
Reliability	High Pressure Switch	O
	Phase Protection	O
	Restart Delay (3-minutes)	O
	Self Diagnosis	O
	Soft Start	O
	Sump Heater	-
	Compressor Balanced Operation	-
Convenience	Peak Control	-
	Mode Lock	-
Installation	Test Function	-
Special Functions	ODU Dry Contact Function	-
	Convenient Energy Check	-

Note

■ O : Applied, X : Not applied

- Accessory : Ordered and purchased separately the accessory package referring to the model name provided and install at field.
- Accessory line-ups varies by region, so check your local catalogue or local sales material.

3. Accessory Compatibility List

CRWM080LAS5, CRWM100LAS5, CRWM120LAS5, CRWM140LAS5, CRWM160LAS5, CRWM180LAS5, CRWM200LAS5, CRWM220LAS5, CRWM240LAS5, CRWM260LAS5, CRWM280LAS5, CRWM300LAS5, CRWM320LAS5, CRWM340LAS5, CRWM360LAS5, CRWM380LAS5, CRWM400LAS5, CRWM420LAS5, CRWM440LAS5, CRWM460LAS5, CRWM480LAS5, CRWM500LAS5, CRWM520LAS5, CRWM540LAS5, CRWM560LAS5, CRWM580LAS5, CRWM600LAS5

Category	Accessory Name	Model Name	Description	Compatibility
Central Controller	AC EZ	PQCSZ250S0	-	O
		CQCSZ250S0	-	O
	AC EZ touch	PACEZA000	Touch type	O
		CACEZA000	Touch type	O
	AC Smart IV	PACS4B000	Touch type	O
		CACS4B000	Touch type	O
	AC Smart 5	PACS5A000	Touch type	O
		CACS5A000	Touch type	O
	ACP IV	PACP4B000	-	O
		CACP4B000	-	O
	ACP 5	PACP5A000	-	O
		CACP5A000	-	O
	AC Manager IV	PACM4B000	For Integrated Control	O
		CACM4B000	For Integrated Control	O
AC Manager 5	PACM5A000	For Integrated Control	O	
Gateway	ACP BACnet	PQNFB17C0	-	O
		CQNFB17C0	-	O
	ACP Lonwork	PLNWKB000	-	O
	Cloud Gateway	PWFMDB200	-	O
	Modbus RTU Gateway	PMBUSB00A	To interwork with 3rd Party Controller or BMS for Multi V / ERV (DX) / AWHP / Hydrokit	O
Integration Device	IO Module	PVDSMN000	ODU Dry Contact	O
	Variable Water Flow Control kit	PWFCKN000	For Multi V Water System	O
	Cool/Heat Selector	PRDSBM	-	O
	AHU comm. kit	PAHCMR000	For AHU Control (Multi V / Single ODU Communication)	O
		PAHCMS000	For AHU Control (Multi V / Single ODU Communication)	O
	AHU Controller Module	PAHCMC000	For AHU Control (Communication Module)	O
		PAHCM000	For AHU Control (Main Module)	O
	AHU Control kit	PAHCNM000	Maximum Connectable ODU is 3 Units	O
	EEV Kit	PRLK048A0	Capacity Range(~ 28kW)	O
		PRLK096A0	Capacity Range(~ 56kW)	O
		PRLK396A0	Capacity Range(~ 112kW)	O
		PRLK594A0	Capacity Range(~ 168kW)	O
	Water comm. module	PAHCMW000	Water Communication Module	X
PDI Standard	PPWRDB000	Power distributor 2port	O	
PDI Premium	PQNUD1S40	Power distributor 8port	O	
ETC	DS(Data Saving) Module	PVDATN000	Data Saving Module	O

Note

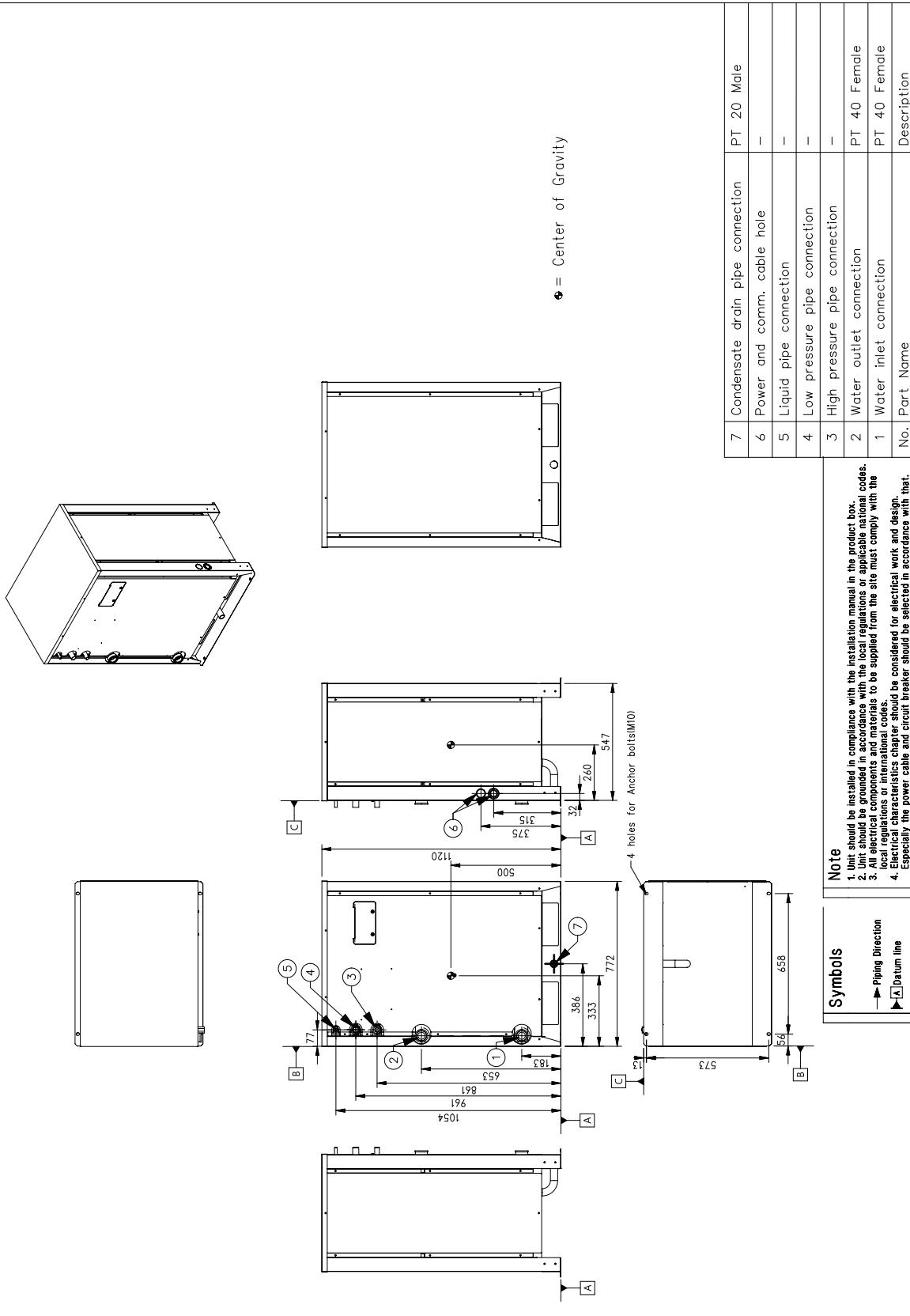
- O: Possible, X: Impossible, -: Unconfirmed or irrelevant
- *: Some advanced functions controlled by individual controller cannot be operated.
- If there is a difference in development time between the product and the remote controller, some functions cannot be operated.
- AC Manager requires ACP or AC Smart.
- If you need more detail, please refer to the Control(BECON) PDB or the manual of product.
<http://partner.lge.com> > Select Your Region : Home> Doc.Library> Product > Control(BECON))

4. Dimensions

4.1 Dimensional Drawing

CRWM080LAS5, CRWM100LAS5, CRWM120LAS5, CRWM140LAS5, CRWM160LAS5, CRWM180LAS5, CRWM200LAS5

[Unit: mm]
DWG P/No. : TBW35989901_Rev.01



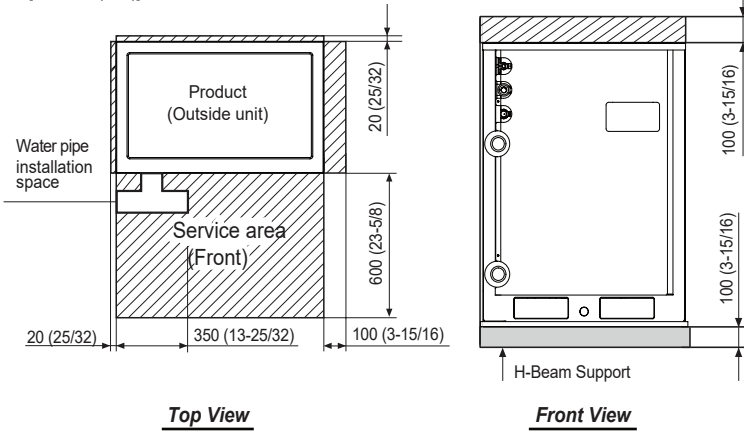
4. Dimensions

4.2 Installation Space

CRWM080LAS5, CRWM100LAS5, CRWM120LAS5, CRWM140LAS5, CRWM160LAS5, CRWM180LAS5, CRWM200LAS5

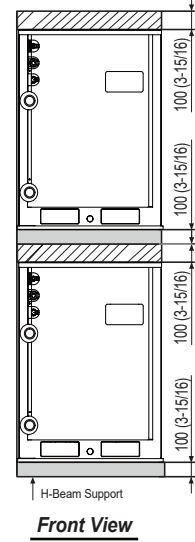
Individual Installation

▨: Service area
[Unit : mm(inch)]



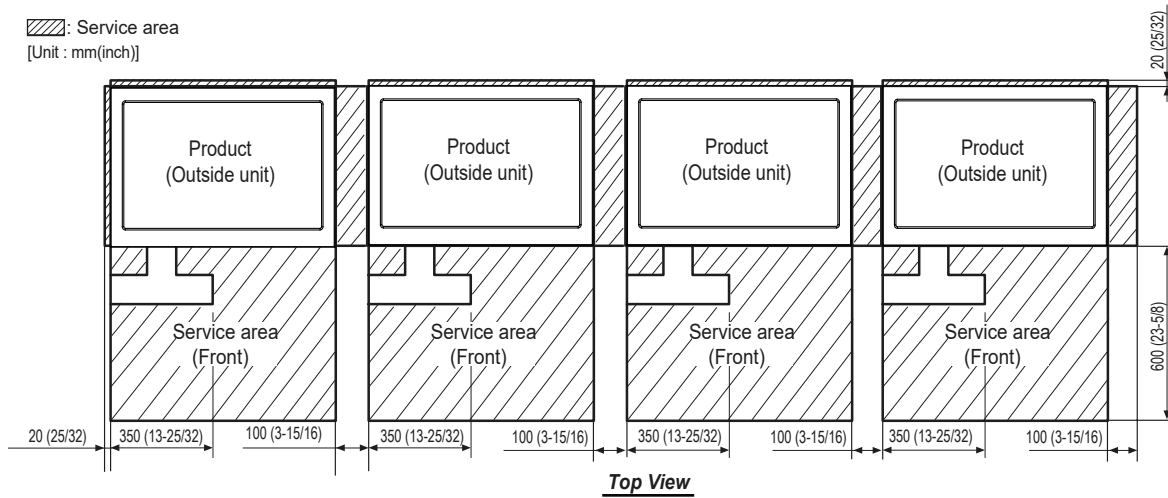
Two Layer Installation

▨: Service area
[Unit : mm(inch)]



Collective/Continous Installation

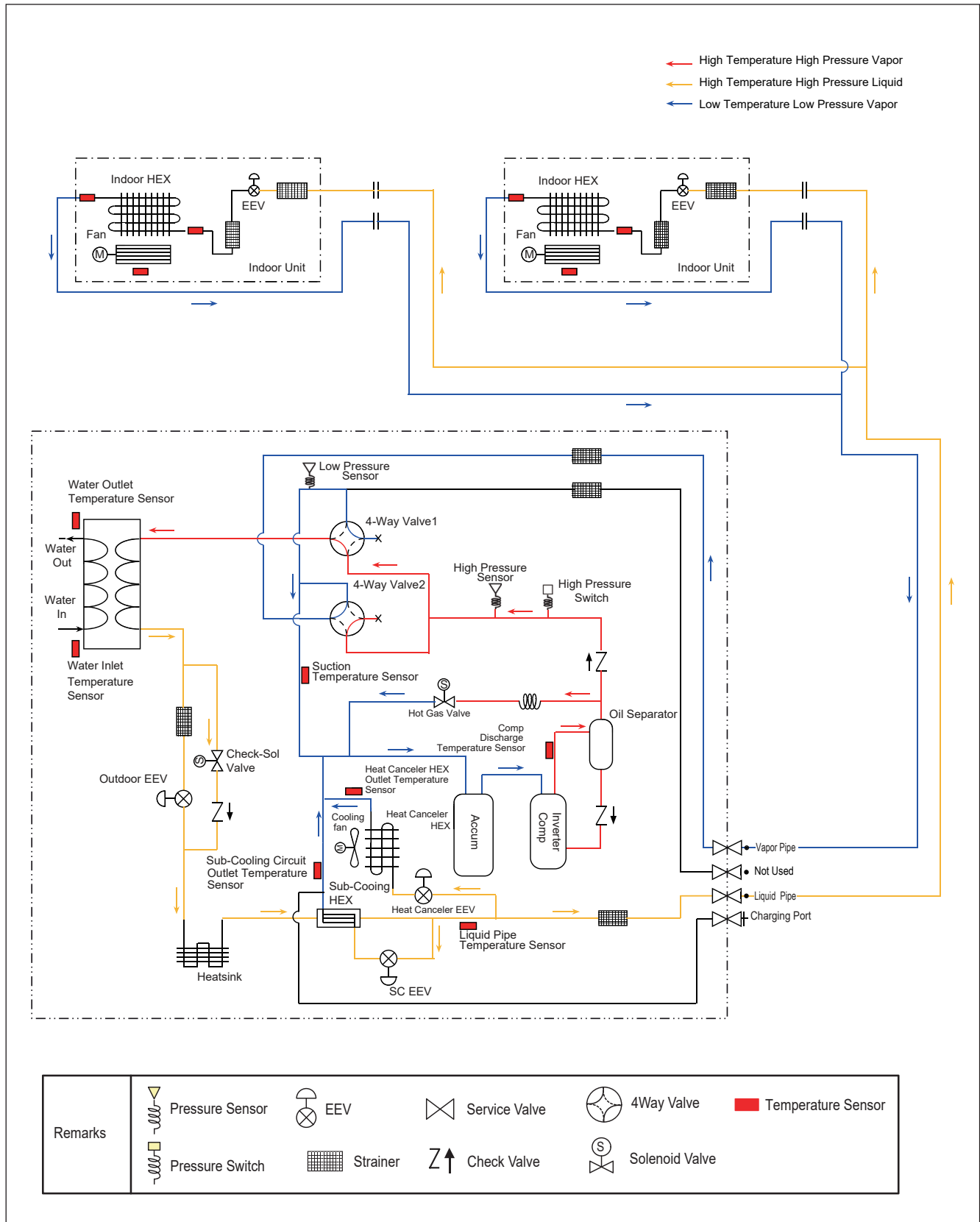
▨: Service area
[Unit : mm(inch)]



5. Piping Diagrams

5.1 Cooling Operation

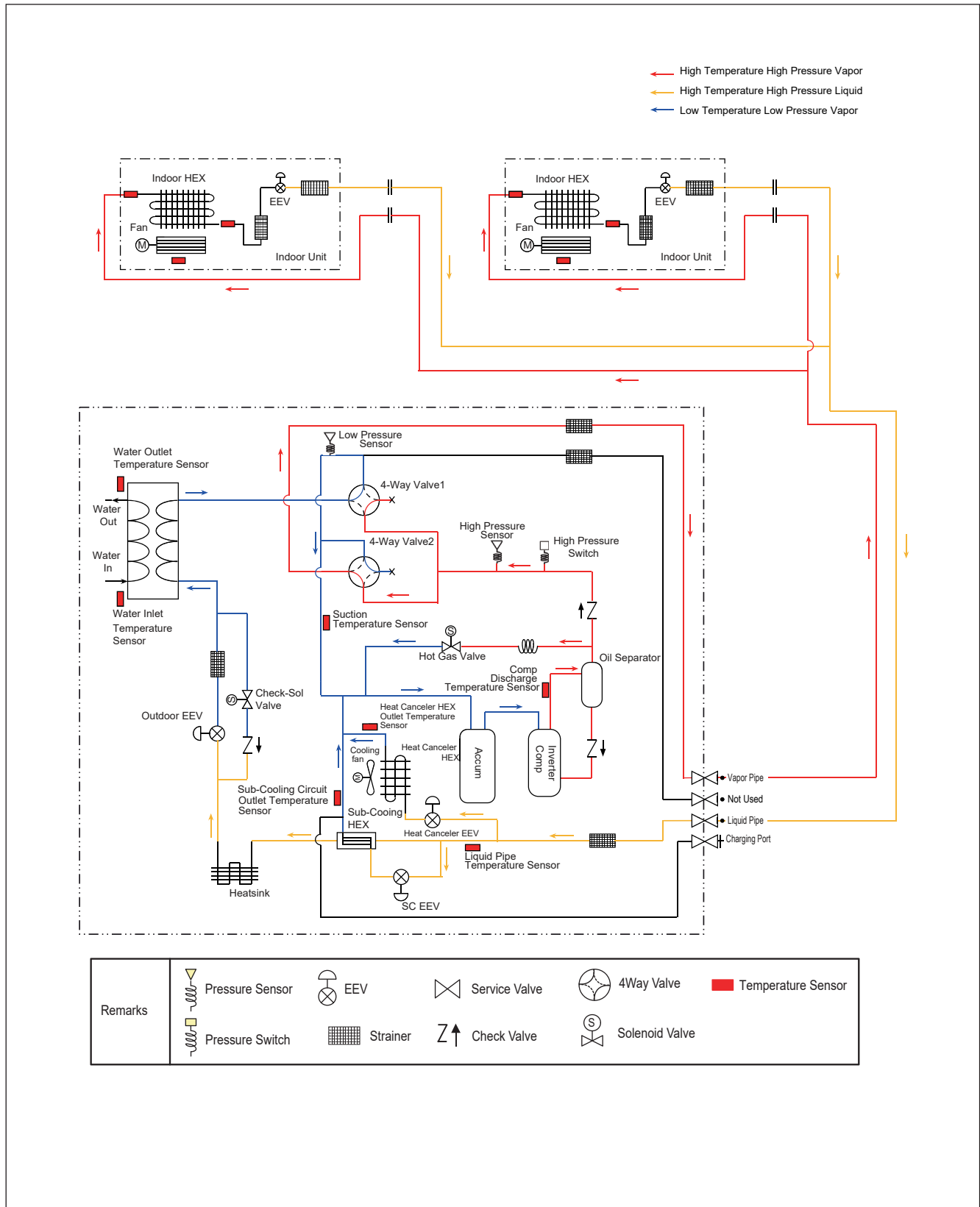
CRWM080LAS5, CRWM100LAS5, CRWM120LAS5, CRWM140LAS5, CRWM160LAS5, CRWM180LAS5, CRWM200LAS5



5. Piping Diagrams

5.2 Heating Operation

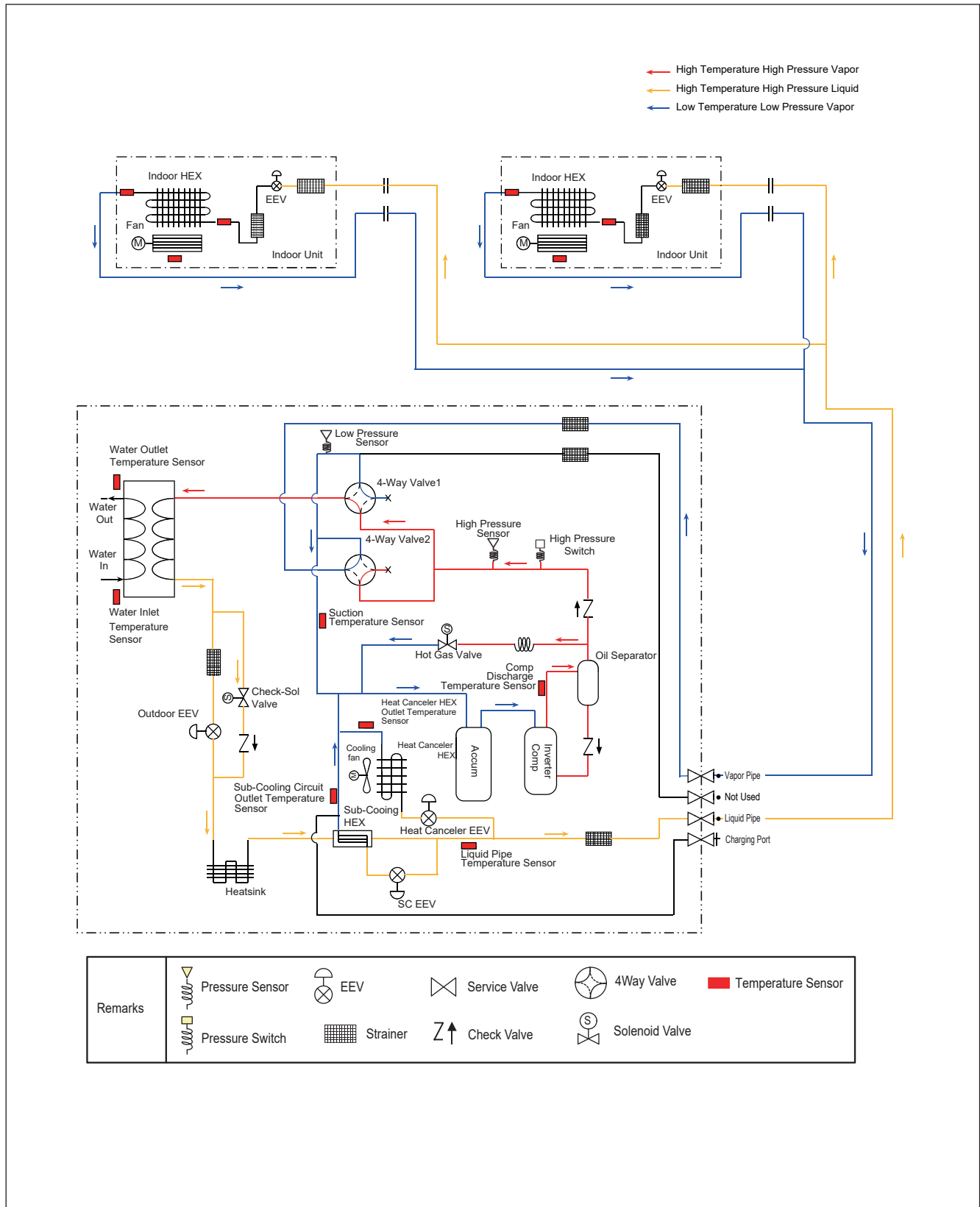
CRWM080LAS5, CRWM100LAS5, CRWM120LAS5, CRWM140LAS5, CRWM160LAS5, CRWM180LAS5, CRWM200LAS5



5. Piping Diagrams

5.3 Defrost / Oil Return

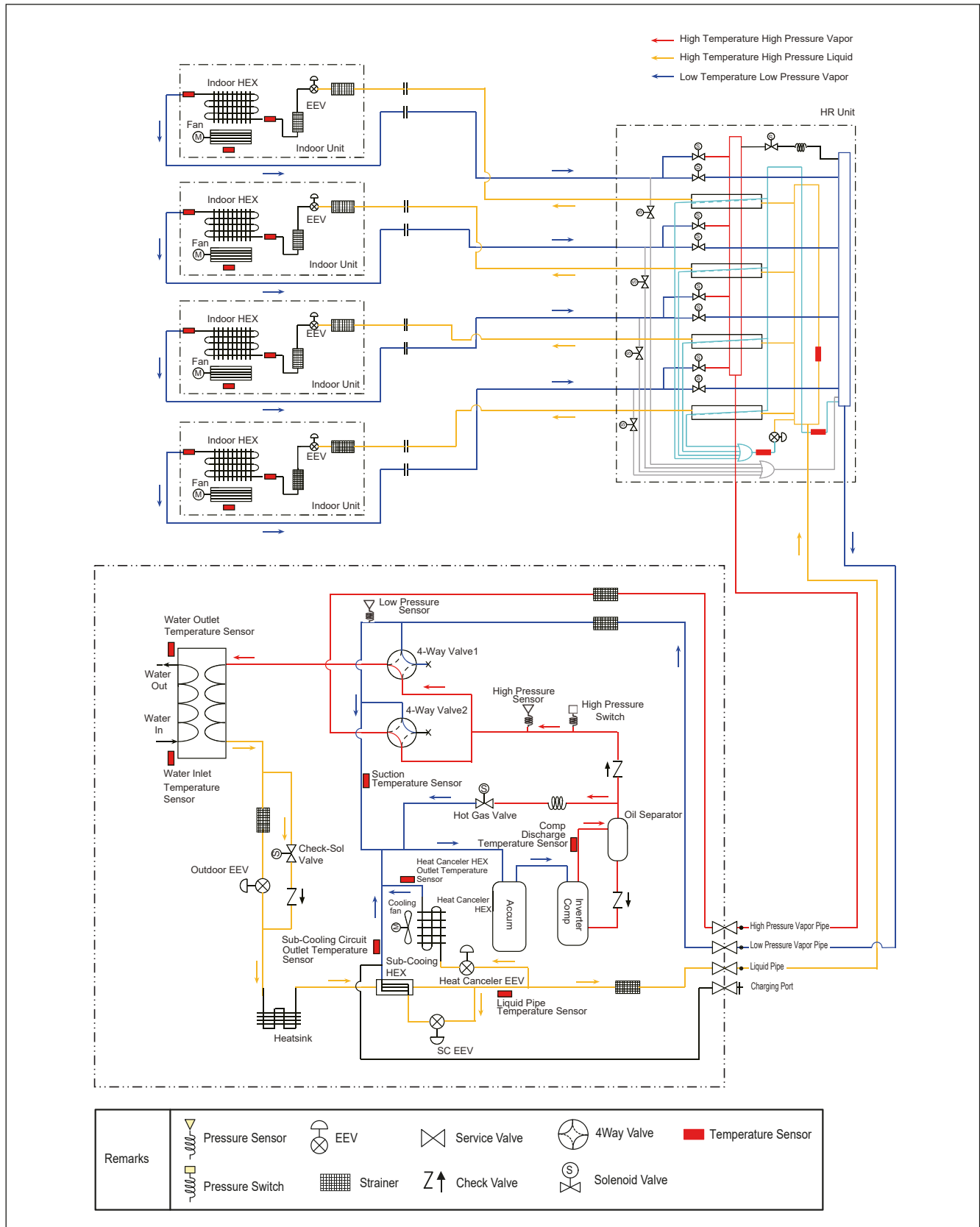
CRWM080LAS5, CRWM100LAS5, CRWM120LAS5, CRWM140LAS5, CRWM160LAS5, CRWM180LAS5, CRWM200LAS5



5. Piping Diagrams

5.4 Heat Recovery : Cooling Operation

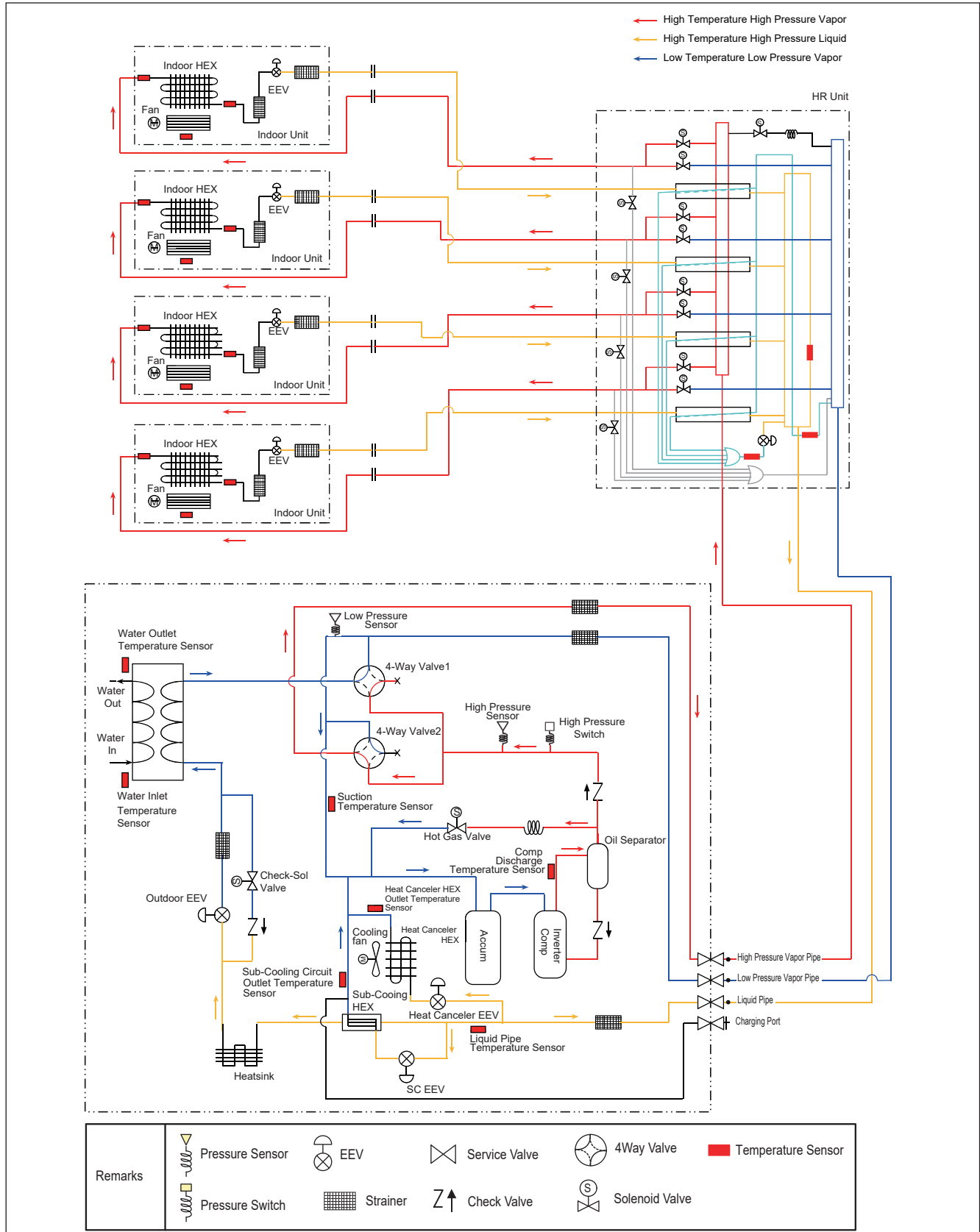
CRWM080LAS5, CRWM100LAS5, CRWM120LAS5, CRWM140LAS5, CRWM160LAS5, CRWM180LAS5, CRWM200LAS5



5. Piping Diagrams

5.5 Heat Recovery : Heating Operation

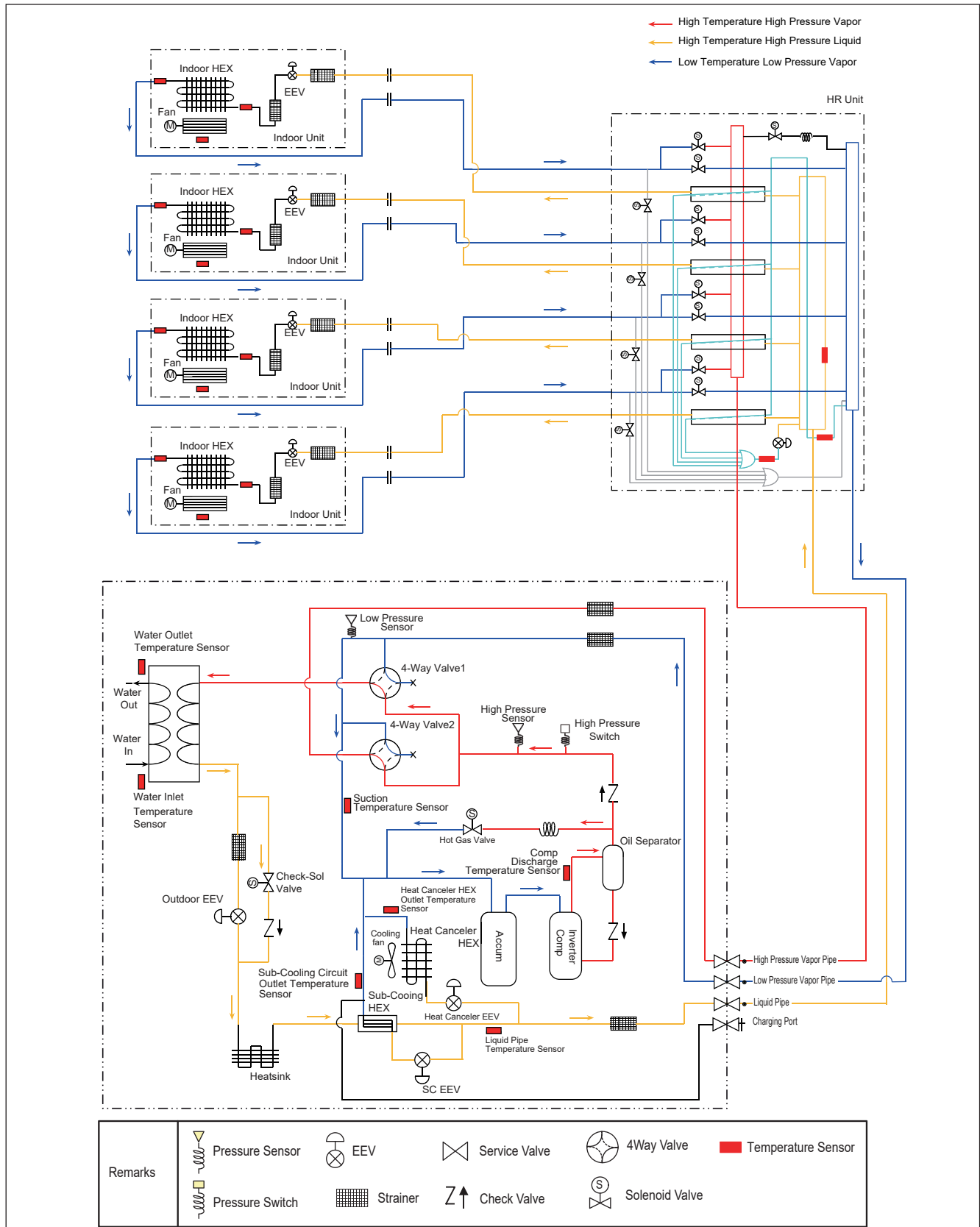
CRWM080LAS5, CRWM100LAS5, CRWM120LAS5, CRWM140LAS5, CRWM160LAS5, CRWM180LAS5, CRWM200LAS5



5. Piping Diagrams

5.6 Heat Recovery : Defrost / Oil Return

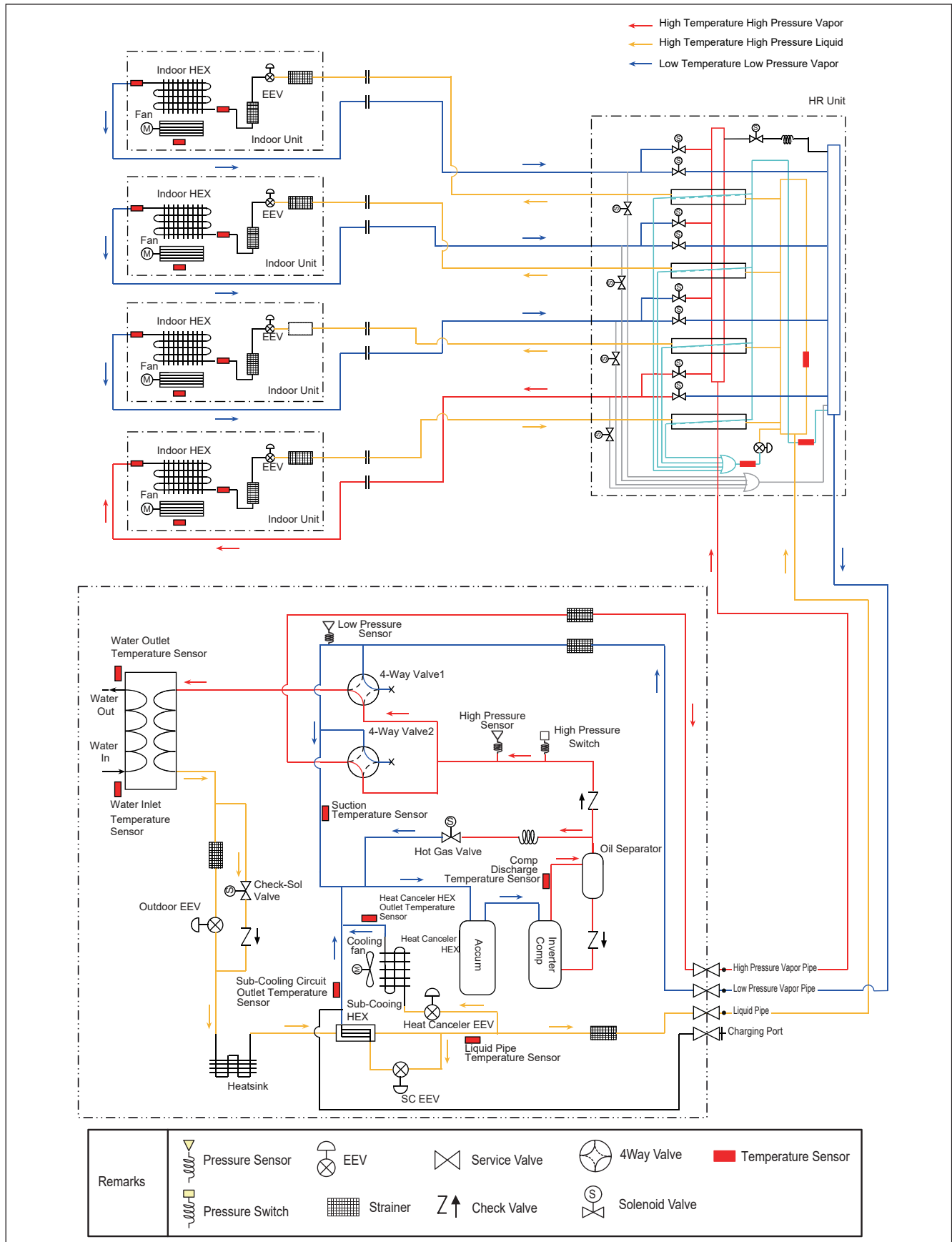
CRWM080LAS5, CRWM100LAS5, CRWM120LAS5, CRWM140LAS5, CRWM160LAS5, CRWM180LAS5, CRWM200LAS5



5. Piping Diagrams

5.7 Heat Recovery : Cooling-Based Simultaneous Operation

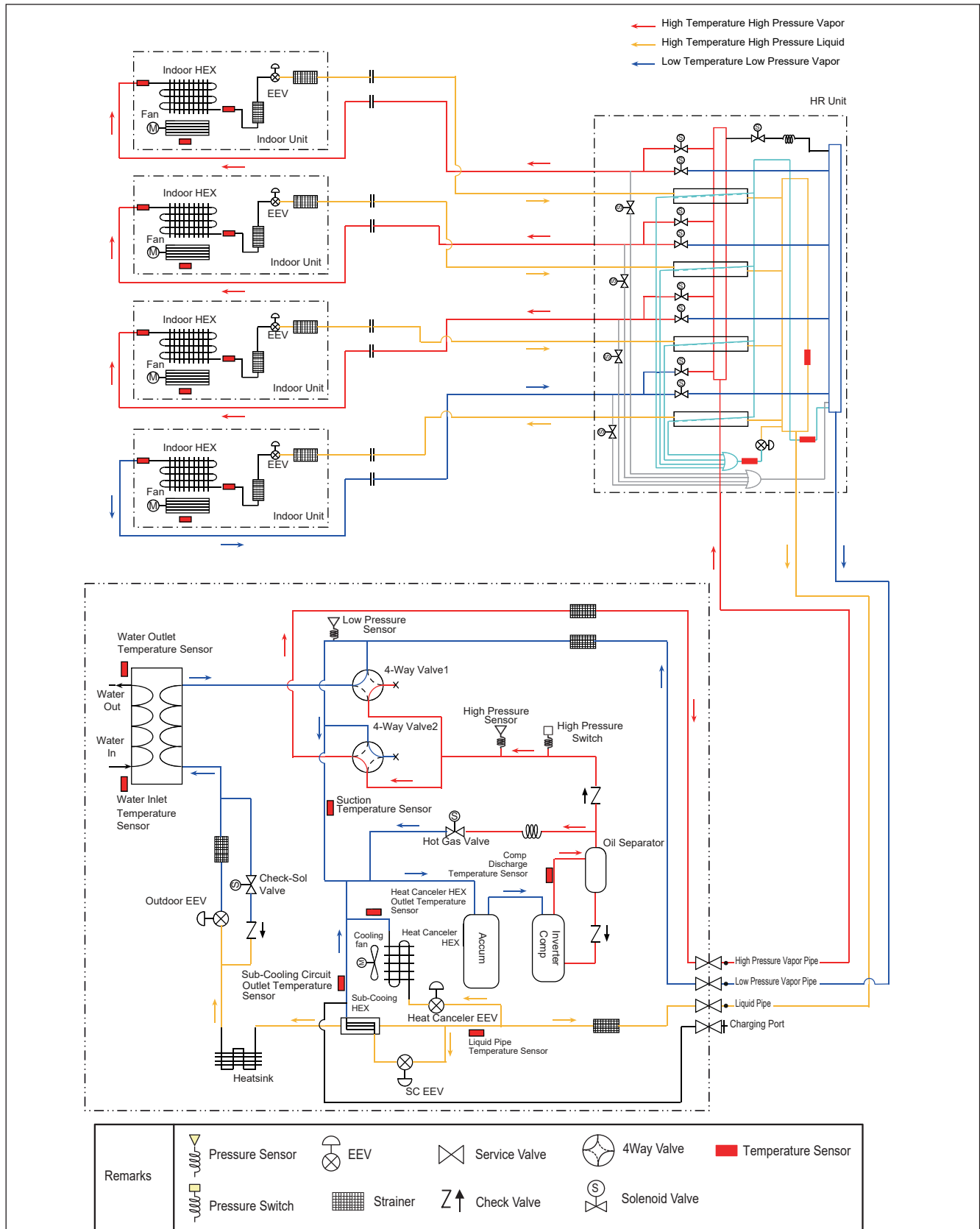
CRWM080LAS5, CRWM100LAS5, CRWM120LAS5, CRWM140LAS5, CRWM160LAS5, CRWM180LAS5, CRWM200LAS5



5. Piping Diagrams

5.8 Heat Recovery : Heating-Based Simultaneous Operation

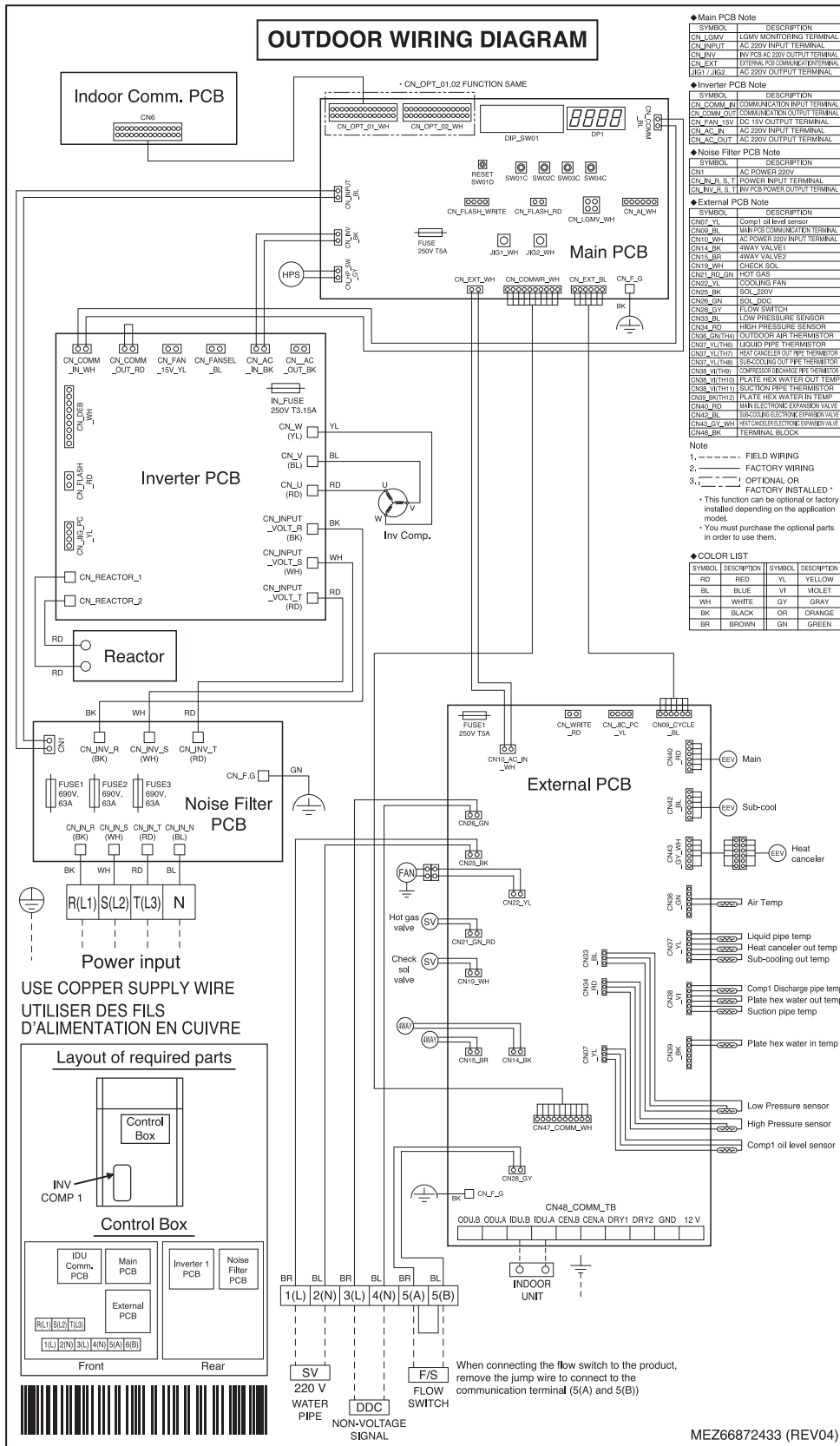
CRWM080LAS5, CRWM100LAS5, CRWM120LAS5, CRWM140LAS5, CRWM160LAS5, CRWM180LAS5, CRWM200LAS5



6. Wiring Diagrams

6.1 Product

CRWM080LAS5, CRWM100LAS5, CRWM120LAS5, CRWM140LAS5, CRWM160LAS5, CRWM180LAS5, CRWM200LAS5



7. Capacity Tables

7.1 Cooling Operation : Standard

CRWM080LAS5

Combi. (%)	Inlet Water Temp. (°C)	Water Flow Rate (LPM)	Indoor Air Temp. (°C, DB/WB)														
			20.0 / 14.0		23.0 / 16.0		26.0 / 18.0		27.0 / 19.0		28.0 / 20.0		30.0 / 22.0		32.0 / 24.0		
			TC	PI	TC	PI	TC	PI	TC	PI	TC	PI	TC	PI	TC	PI	
130	10	30.8	20.80	1.09	22.60	1.28	24.50	1.49	26.70	1.67	27.50	1.71	28.60	1.76	29.40	1.79	
		57.0	20.80	1.03	22.60	1.22	24.50	1.42	26.70	1.60	27.50	1.64	28.60	1.67	29.40	1.71	
		77.0	20.80	0.99	22.60	1.17	24.50	1.36	26.70	1.54	27.50	1.58	28.60	1.61	29.40	1.65	
		96.3	20.80	0.96	22.60	1.15	24.50	1.34	26.70	1.50	27.50	1.55	28.60	1.59	29.40	1.61	
		115.5	20.80	0.95	22.60	1.14	24.50	1.33	26.70	1.49	27.50	1.53	28.60	1.57	29.40	1.59	
	15	30.8	20.50	1.44	22.20	1.68	24.20	1.95	26.30	2.19	27.00	2.25	28.10	2.31	28.90	2.35	
		57.0	20.50	1.36	22.20	1.60	24.20	1.86	26.30	2.09	27.00	2.15	28.10	2.20	28.90	2.25	
		77.0	20.50	1.30	22.20	1.54	24.20	1.79	26.30	2.02	27.00	2.07	28.10	2.12	28.90	2.17	
		96.3	20.50	1.27	22.20	1.51	24.20	1.76	26.30	1.98	27.00	2.03	28.10	2.08	28.90	2.12	
		115.5	20.50	1.25	22.20	1.49	24.20	1.74	26.30	1.96	27.00	2.01	28.10	2.06	28.90	2.09	
	20	30.8	20.20	1.75	21.90	2.03	23.80	2.37	25.90	2.66	26.70	2.73	27.70	2.79	28.50	2.84	
		57.0	20.20	1.65	21.90	1.94	23.80	2.26	25.90	2.54	26.70	2.61	27.70	2.67	28.50	2.72	
		77.0	20.20	1.57	21.90	1.87	23.80	2.18	25.90	2.45	26.70	2.51	27.70	2.58	28.50	2.63	
		96.3	20.20	1.53	21.90	1.83	23.80	2.13	25.90	2.40	26.70	2.46	27.70	2.52	28.50	2.57	
		115.5	20.20	1.51	21.90	1.81	23.80	2.11	25.90	2.38	26.70	2.44	27.70	2.50	28.50	2.54	
	25	30.8	20.20	2.16	21.90	2.50	23.80	2.91	25.90	3.29	26.70	3.36	27.70	3.44	28.50	3.50	
		57.0	20.20	2.04	21.90	2.39	23.80	2.78	25.90	3.14	26.70	3.21	27.70	3.29	28.50	3.35	
		77.0	20.20	1.94	21.90	2.30	23.80	2.68	25.90	3.02	26.70	3.09	27.70	3.18	28.50	3.24	
		96.3	20.20	1.89	21.90	2.25	23.80	2.63	25.90	2.96	26.70	3.04	27.70	3.12	28.50	3.17	
		115.5	20.20	1.86	21.90	2.23	23.80	2.60	25.90	2.93	26.70	3.01	27.70	3.08	28.50	3.13	
	30	30.8	20.20	2.59	21.90	3.00	23.80	3.50	25.90	3.94	26.70	4.03	27.70	4.13	28.50	4.20	
		57.0	20.20	2.44	21.90	2.86	23.80	3.34	25.90	3.76	26.70	3.85	27.70	3.95	28.50	4.02	
		77.0	20.20	2.33	21.90	2.76	23.80	3.22	25.90	3.62	26.70	3.71	27.70	3.81	28.50	3.89	
		96.3	20.20	2.26	21.90	2.70	23.80	3.15	25.90	3.55	26.70	3.64	27.70	3.74	28.50	3.80	
		115.5	20.20	2.23	21.90	2.68	23.80	3.12	25.90	3.52	26.70	3.61	27.70	3.70	28.50	3.76	
	35	30.8	18.20	2.61	19.70	3.04	21.40	3.54	23.30	3.98	24.00	4.08	24.90	4.18	25.60	4.25	
		57.0	18.20	2.47	19.70	2.90	21.40	3.38	23.30	3.80	24.00	3.89	24.90	3.99	25.60	4.07	
		77.0	18.20	2.36	19.70	2.79	21.40	3.26	23.30	3.67	24.00	3.75	24.90	3.85	25.60	3.93	
		96.3	18.20	2.29	19.70	2.73	21.40	3.19	23.30	3.59	24.00	3.69	24.90	3.78	25.60	3.84	
		115.5	18.20	2.26	19.70	2.70	21.40	3.15	23.30	3.55	24.00	3.65	24.90	3.74	25.60	3.80	
	40	30.8	16.10	2.76	17.50	3.20	19.00	3.73	20.70	4.20	21.30	4.30	22.10	4.40	22.80	4.48	
		57.0	16.10	2.60	17.50	3.06	19.00	3.57	20.70	4.01	21.30	4.11	22.10	4.21	22.80	4.29	
		77.0	16.10	2.48	17.50	2.95	19.00	3.44	20.70	3.87	21.30	3.96	22.10	4.07	22.80	4.15	
		96.3	16.10	2.41	17.50	2.88	19.00	3.36	20.70	3.79	21.30	3.89	22.10	3.99	22.80	4.06	
		115.5	16.10	2.38	17.50	2.85	19.00	3.32	20.70	3.75	21.30	3.85	22.10	3.95	22.80	4.01	
	45	30.8	14.10	2.91	15.30	3.37	16.70	3.93	18.10	4.42	18.70	4.51	19.40	4.62	19.90	4.72	
		57.0	14.10	2.74	15.30	3.22	16.70	3.75	18.10	4.22	18.70	4.32	19.40	4.43	19.90	4.52	
		77.0	14.10	2.61	15.30	3.10	16.70	3.62	18.10	4.06	18.70	4.17	19.40	4.28	19.90	4.36	
		96.3	14.10	2.54	15.30	3.04	16.70	3.53	18.10	3.99	18.70	4.09	19.40	4.20	19.90	4.27	
		115.5	14.10	2.50	15.30	3.00	16.70	3.49	18.10	3.95	18.70	4.05	19.40	4.15	19.90	4.22	
	120	10	30.8	19.70	1.04	21.30	1.21	23.20	1.40	25.30	1.58	26.00	1.63	27.00	1.67	27.80	1.69
			57.0	19.70	0.98	21.30	1.16	23.20	1.34	25.30	1.51	26.00	1.55	27.00	1.59	27.80	1.62
			77.0	19.70	0.94	21.30	1.12	23.20	1.30	25.30	1.46	26.00	1.49	27.00	1.53	27.80	1.56
			96.3	19.70	0.91	21.30	1.08	23.20	1.27	25.30	1.42	26.00	1.47	27.00	1.50	27.80	1.53
			115.5	19.70	0.89	21.30	1.06	23.20	1.26	25.30	1.40	26.00	1.46	27.00	1.49	27.80	1.51
15		30.8	19.50	1.38	21.10	1.60	23.00	1.86	25.00	2.10	25.70	2.15	26.70	2.21	27.50	2.24	
		57.0	19.50	1.30	21.10	1.53	23.00	1.78	25.00	2.00	25.70	2.05	26.70	2.11	27.50	2.14	
		77.0	19.50	1.24	21.10	1.47	23.00	1.72	25.00	1.93	25.70	1.98	26.70	2.03	27.50	2.07	
		96.3	19.50	1.21	21.10	1.44	23.00	1.68	25.00	1.89	25.70	1.94	26.70	1.99	27.50	2.03	
		115.5	19.50	1.19	21.10	1.42	23.00	1.67	25.00	1.87	25.70	1.93	26.70	1.97	27.50	2.00	
20		30.8	19.30	1.68	20.90	1.95	22.80	2.27	24.70	2.56	25.50	2.62	26.40	2.68	27.20	2.73	

7. Capacity Tables

Combi. (%)	Inlet Water Temp. (°C)	Water Flow Rate (LPM)	Indoor Air Temp. (°C, DB/WB)													
			20.0 / 14.0		23.0 / 16.0		26.0 / 18.0		27.0 / 19.0		28.0 / 20.0		30.0 / 22.0		32.0 / 24.0	
			TC	PI	TC	PI	TC	PI	TC	PI	TC	PI	TC	PI	TC	PI
120	20	57.0	19.30	1.58	20.90	1.86	22.80	2.17	24.70	2.45	25.50	2.50	26.40	2.57	27.20	2.61
		77.0	19.30	1.51	20.90	1.79	22.80	2.09	24.70	2.36	25.50	2.41	26.40	2.48	27.20	2.52
		96.3	19.30	1.47	20.90	1.76	22.80	2.05	24.70	2.31	25.50	2.37	26.40	2.43	27.20	2.47
		115.5	19.30	1.45	20.90	1.74	22.80	2.03	24.70	2.29	25.50	2.34	26.40	2.40	27.20	2.44
	25	30.8	19.30	2.07	20.90	2.40	22.80	2.80	24.70	3.14	25.50	3.22	26.40	3.30	27.20	3.36
		57.0	19.30	1.95	20.90	2.29	22.80	2.67	24.70	3.00	25.50	3.08	26.40	3.15	27.20	3.21
		77.0	19.30	1.86	20.90	2.21	22.80	2.57	24.70	2.90	25.50	2.97	26.40	3.04	27.20	3.10
		96.3	19.30	1.81	20.90	2.16	22.80	2.52	24.70	2.84	25.50	2.91	26.40	2.98	27.20	3.03
	30	115.5	19.30	1.78	20.90	2.14	22.80	2.49	24.70	2.81	25.50	2.88	26.40	2.95	27.20	2.99
		30.8	19.30	2.49	20.90	2.90	22.80	3.38	24.70	3.80	25.50	3.89	26.40	3.99	27.20	4.06
		57.0	19.30	2.35	20.90	2.77	22.80	3.22	24.70	3.63	25.50	3.72	26.40	3.81	27.20	3.88
		77.0	19.30	2.25	20.90	2.67	22.80	3.10	24.70	3.50	25.50	3.59	26.40	3.68	27.20	3.75
	35	96.3	19.30	2.19	20.90	2.61	22.80	3.04	24.70	3.43	25.50	3.52	26.40	3.61	27.20	3.66
		115.5	19.30	2.16	20.90	2.58	22.80	3.01	24.70	3.39	25.50	3.48	26.40	3.57	27.20	3.62
		30.8	17.60	2.56	19.10	2.97	20.80	3.46	22.60	3.90	23.30	3.99	24.20	4.08	24.90	4.16
		57.0	17.60	2.41	19.10	2.83	20.80	3.31	22.60	3.72	23.30	3.81	24.20	3.90	24.90	3.98
	40	77.0	17.60	2.30	19.10	2.73	20.80	3.19	22.60	3.59	23.30	3.67	24.20	3.77	24.90	3.84
		96.3	17.60	2.24	19.10	2.68	20.80	3.12	22.60	3.52	23.30	3.60	24.20	3.70	24.90	3.75
		115.5	17.60	2.21	19.10	2.65	20.80	3.09	22.60	3.48	23.30	3.57	24.20	3.66	24.90	3.71
		30.8	16.00	2.75	17.30	3.20	18.90	3.73	20.50	4.19	21.10	4.29	22.00	4.40	22.60	4.48
45	57.0	16.00	2.60	17.30	3.05	18.90	3.56	20.50	4.00	21.10	4.10	22.00	4.21	22.60	4.29	
	77.0	16.00	2.48	17.30	2.94	18.90	3.43	20.50	3.86	21.10	3.95	22.00	4.06	22.60	4.14	
	96.3	16.00	2.41	17.30	2.88	18.90	3.36	20.50	3.78	21.10	3.88	22.00	3.98	22.60	4.04	
	115.5	16.00	2.38	17.30	2.85	18.90	3.33	20.50	3.75	21.10	3.85	22.00	3.94	22.60	3.99	
110	10	30.8	14.40	2.95	15.60	3.42	16.90	3.99	18.50	4.49	19.00	4.59	19.70	4.71	20.30	4.80
		57.0	14.40	2.79	15.60	3.27	16.90	3.81	18.50	4.29	19.00	4.39	19.70	4.50	20.30	4.59
		77.0	14.40	2.66	15.60	3.15	16.90	3.67	18.50	4.13	19.00	4.23	19.70	4.34	20.30	4.43
		96.3	14.40	2.59	15.60	3.08	16.90	3.60	18.50	4.05	19.00	4.16	19.70	4.27	20.30	4.32
	15	115.5	14.40	2.55	15.60	3.05	16.90	3.56	18.50	4.01	19.00	4.13	19.70	4.23	20.30	4.27
		30.8	18.60	0.98	20.10	1.14	21.90	1.33	23.80	1.49	24.50	1.53	25.50	1.58	26.20	1.60
		57.0	18.60	0.92	20.10	1.09	21.90	1.27	23.80	1.43	24.50	1.47	25.50	1.51	26.20	1.53
		77.0	18.60	0.88	20.10	1.05	21.90	1.22	23.80	1.38	24.50	1.42	25.50	1.45	26.20	1.47
	20	96.3	18.60	0.86	20.10	1.02	21.90	1.19	23.80	1.35	24.50	1.37	25.50	1.42	26.20	1.44
		115.5	18.60	0.85	20.10	1.01	21.90	1.18	23.80	1.34	24.50	1.35	25.50	1.41	26.20	1.42
		30.8	18.50	1.31	20.00	1.53	21.80	1.78	23.70	2.01	24.40	2.05	25.30	2.11	26.00	2.14
		57.0	18.50	1.24	20.00	1.46	21.80	1.70	23.70	1.92	24.40	1.96	25.30	2.01	26.00	2.04
	25	77.0	18.50	1.18	20.00	1.40	21.80	1.64	23.70	1.85	24.40	1.89	25.30	1.94	26.00	1.97
		96.3	18.50	1.15	20.00	1.38	21.80	1.60	23.70	1.81	24.40	1.85	25.30	1.90	26.00	1.93
		115.5	18.50	1.14	20.00	1.36	21.80	1.58	23.70	1.79	24.40	1.83	25.30	1.89	26.00	1.90
		30.8	18.40	1.61	19.90	1.88	21.70	2.18	23.60	2.46	24.30	2.52	25.20	2.58	25.90	2.62
	30	57.0	18.40	1.52	19.90	1.79	21.70	2.08	23.60	2.35	24.30	2.41	25.20	2.46	25.90	2.51
		77.0	18.40	1.45	19.90	1.72	21.70	2.01	23.60	2.26	24.30	2.32	25.20	2.37	25.90	2.42
		96.3	18.40	1.42	19.90	1.69	21.70	1.97	23.60	2.22	24.30	2.28	25.20	2.33	25.90	2.36
		115.5	18.40	1.40	19.90	1.67	21.70	1.95	23.60	2.19	24.30	2.25	25.20	2.31	25.90	2.33
35	30.8	18.40	1.97	19.90	2.29	21.70	2.67	23.60	3.01	24.30	3.08	25.20	3.15	25.90	3.21	
	57.0	18.40	1.86	19.90	2.19	21.70	2.55	23.60	2.87	24.30	2.94	25.20	3.01	25.90	3.07	
	77.0	18.40	1.78	19.90	2.11	21.70	2.46	23.60	2.77	24.30	2.84	25.20	2.91	25.90	2.97	
	96.3	18.40	1.73	19.90	2.07	21.70	2.41	23.60	2.72	24.30	2.78	25.20	2.86	25.90	2.89	
35	115.5	18.40	1.70	19.90	2.04	21.70	2.38	23.60	2.69	24.30	2.75	25.20	2.83	25.90	2.85	
	30.8	18.40	2.40	19.90	2.80	21.70	3.26	23.60	3.67	24.30	3.76	25.20	3.84	25.90	3.92	
	57.0	18.40	2.27	19.90	2.67	21.70	3.11	23.60	3.50	24.30	3.59	25.20	3.68	25.90	3.74	
	77.0	18.40	2.17	19.90	2.57	21.70	2.99	23.60	3.37	24.30	3.46	25.20	3.55	25.90	3.61	
35	96.3	18.40	2.11	19.90	2.52	21.70	2.94	23.60	3.31	24.30	3.39	25.20	3.48	25.90	3.52	
	115.5	18.40	2.08	19.90	2.49	21.70	2.91	23.60	3.28	24.30	3.35	25.20	3.44	25.90	3.48	
	30.8	17.10	2.50	18.50	2.91	20.20	3.39	22.00	3.82	22.60	3.90	23.50	4.00	24.20	4.07	

7. Capacity Tables

Combi. (%)	Inlet Water Temp. (°C)	Water Flow Rate (LPM)	Indoor Air Temp. (°C, DB/WB)														
			20.0 / 14.0		23.0 / 16.0		26.0 / 18.0		27.0 / 19.0		28.0 / 20.0		30.0 / 22.0		32.0 / 24.0		
			TC	PI	TC	PI	TC	PI	TC	PI	TC	PI	TC	PI	TC	PI	
110	35	57.0	17.10	2.36	18.50	2.78	20.20	3.24	22.00	3.64	22.60	3.72	23.50	3.82	24.20	3.89	
		77.0	17.10	2.26	18.50	2.68	20.20	3.12	22.00	3.51	22.60	3.59	23.50	3.69	24.20	3.75	
		96.3	17.10	2.19	18.50	2.62	20.20	3.05	22.00	3.44	22.60	3.53	23.50	3.62	24.20	3.66	
		115.5	17.10	2.16	18.50	2.59	20.20	3.02	22.00	3.41	22.60	3.50	23.50	3.58	24.20	3.62	
	40	30.8	15.90	2.75	17.20	3.20	18.70	3.72	20.30	4.19	21.00	4.29	21.80	4.39	22.40	4.48	
		57.0	15.90	2.60	17.20	3.05	18.70	3.55	20.30	4.00	21.00	4.10	21.80	4.20	22.40	4.28	
		77.0	15.90	2.48	17.20	2.94	18.70	3.42	20.30	3.85	21.00	3.95	21.80	4.05	22.40	4.13	
		96.3	15.90	2.41	17.20	2.87	18.70	3.35	20.30	3.78	21.00	3.88	21.80	3.98	22.40	4.02	
	45	115.5	15.90	2.37	17.20	2.84	18.70	3.32	20.30	3.74	21.00	3.84	21.80	3.94	22.40	3.97	
		30.8	14.60	2.99	15.80	3.49	17.20	4.06	18.70	4.56	19.30	4.67	20.00	4.79	20.60	4.88	
		57.0	14.60	2.83	15.80	3.33	17.20	3.87	18.70	4.36	19.30	4.46	20.00	4.58	20.60	4.66	
		77.0	14.60	2.70	15.80	3.20	17.20	3.73	18.70	4.20	19.30	4.30	20.00	4.42	20.60	4.50	
	100	10	96.3	14.60	2.62	15.80	3.13	17.20	3.66	18.70	4.11	19.30	4.23	20.00	4.34	20.60	4.38
			115.5	14.60	2.59	15.80	3.09	17.20	3.62	18.70	4.07	19.30	4.19	20.00	4.29	20.60	4.32
			30.8	17.50	0.93	18.90	1.08	20.60	1.24	22.40	1.41	23.10	1.43	24.00	1.48	24.60	1.51
57.0			17.50	0.88	18.90	1.03	20.60	1.19	22.40	1.35	23.10	1.37	24.00	1.41	24.60	1.44	
15		77.0	17.50	0.84	18.90	0.99	20.60	1.15	22.40	1.30	23.10	1.33	24.00	1.36	24.60	1.39	
		96.3	17.50	0.81	18.90	0.97	20.60	1.12	22.40	1.27	23.10	1.30	24.00	1.33	24.60	1.34	
		115.5	17.50	0.80	18.90	0.95	20.60	1.11	22.40	1.26	23.10	1.29	24.00	1.32	24.60	1.32	
		30.8	17.50	1.26	18.90	1.46	20.60	1.69	22.40	1.91	23.10	1.95	24.00	2.01	24.60	2.04	
20		57.0	17.50	1.19	18.90	1.39	20.60	1.62	22.40	1.82	23.10	1.86	24.00	1.92	24.60	1.95	
		77.0	17.50	1.13	18.90	1.34	20.60	1.56	22.40	1.76	23.10	1.80	24.00	1.85	24.60	1.88	
		96.3	17.50	1.10	18.90	1.31	20.60	1.53	22.40	1.72	23.10	1.76	24.00	1.81	24.60	1.83	
		115.5	17.50	1.08	18.90	1.30	20.60	1.51	22.40	1.71	23.10	1.75	24.00	1.79	24.60	1.80	
25		30.8	17.50	1.55	18.90	1.79	20.60	2.09	22.40	2.35	23.10	2.41	24.00	2.47	24.60	2.51	
		57.0	17.50	1.46	18.90	1.71	20.60	2.00	22.40	2.24	23.10	2.30	24.00	2.36	24.60	2.40	
		77.0	17.50	1.39	18.90	1.65	20.60	1.93	22.40	2.16	23.10	2.22	24.00	2.28	24.60	2.32	
	96.3	17.50	1.35	18.90	1.62	20.60	1.89	22.40	2.12	23.10	2.18	24.00	2.23	24.60	2.26		
30	115.5	17.50	1.33	18.90	1.60	20.60	1.87	22.40	2.10	23.10	2.16	24.00	2.21	24.60	2.23		
	30.8	17.50	1.88	18.90	2.19	20.60	2.55	22.40	2.87	23.10	2.94	24.00	3.01	24.60	3.07		
	57.0	17.50	1.78	18.90	2.09	20.60	2.43	22.40	2.74	23.10	2.80	24.00	2.87	24.60	2.93		
	77.0	17.50	1.70	18.90	2.01	20.60	2.34	22.40	2.64	23.10	2.70	24.00	2.77	24.60	2.83		
35	96.3	17.50	1.65	18.90	1.97	20.60	2.30	22.40	2.59	23.10	2.65	24.00	2.72	24.60	2.75		
	115.5	17.50	1.63	18.90	1.95	20.60	2.27	22.40	2.56	23.10	2.63	24.00	2.70	24.60	2.71		
	30.8	17.50	2.31	18.90	2.70	20.60	3.14	22.40	3.53	23.10	3.62	24.00	3.70	24.60	3.77		
	57.0	17.50	2.19	18.90	2.58	20.60	2.99	22.40	3.37	23.10	3.46	24.00	3.54	24.60	3.61		
40	77.0	17.50	2.09	18.90	2.48	20.60	2.88	22.40	3.25	23.10	3.33	24.00	3.41	24.60	3.48		
	96.3	17.50	2.03	18.90	2.43	20.60	2.83	22.40	3.19	23.10	3.27	24.00	3.35	24.60	3.38		
	115.5	17.50	2.00	18.90	2.40	20.60	2.80	22.40	3.15	23.10	3.24	24.00	3.32	24.60	3.34		
	30.8	16.60	2.45	18.00	2.84	19.60	3.31	21.30	3.73	21.90	3.82	22.80	3.91	23.40	3.98		
45	57.0	16.60	2.31	18.00	2.72	19.60	3.16	21.30	3.56	21.90	3.64	22.80	3.73	23.40	3.80		
	77.0	16.60	2.21	18.00	2.62	19.60	3.05	21.30	3.43	21.90	3.51	22.80	3.60	23.40	3.67		
	96.3	16.60	2.15	18.00	2.56	19.60	2.98	21.30	3.37	21.90	3.45	22.80	3.53	23.40	3.57		
	115.5	16.60	2.12	18.00	2.53	19.60	2.95	21.30	3.33	21.90	3.42	22.80	3.50	23.40	3.52		
90	10	30.8	15.70	2.75	17.00	3.19	18.50	3.72	20.20	4.18	20.80	4.28	21.60	4.39	22.20	4.46	
		57.0	15.70	2.59	17.00	3.05	18.50	3.55	20.20	3.99	20.80	4.09	21.60	4.19	22.20	4.26	
		77.0	15.70	2.47	17.00	2.94	18.50	3.42	20.20	3.85	20.80	3.94	21.60	4.04	22.20	4.11	
		96.3	15.70	2.41	17.00	2.87	18.50	3.35	20.20	3.77	20.80	3.87	21.60	3.96	22.20	4.00	
90	10	115.5	15.70	2.38	17.00	2.84	18.50	3.31	20.20	3.73	20.80	3.83	21.60	3.93	22.20	3.95	
		30.8	14.80	3.05	16.10	3.54	17.50	4.12	19.00	4.64	19.60	4.75	20.40	4.87	20.90	4.95	
		57.0	14.80	2.87	16.10	3.38	17.50	3.93	19.00	4.43	19.60	4.53	20.40	4.64	20.90	4.73	
		77.0	14.80	2.74	16.10	3.26	17.50	3.79	19.00	4.27	19.60	4.37	20.40	4.47	20.90	4.56	
90	10	96.3	14.80	2.67	16.10	3.19	17.50	3.71	19.00	4.18	19.60	4.28	20.40	4.39	20.90	4.44	
		115.5	14.80	2.63	16.10	3.15	17.50	3.68	19.00	4.13	19.60	4.24	20.40	4.35	20.90	4.38	

7. Capacity Tables

Combi. (%)	Inlet Water Temp. (°C)	Water Flow Rate (LPM)	Indoor Air Temp. (°C, DB/WB)														
			20.0 / 14.0		23.0 / 16.0		26.0 / 18.0		27.0 / 19.0		28.0 / 20.0		30.0 / 22.0		32.0 / 24.0		
			TC	PI	TC	PI	TC	PI	TC	PI	TC	PI	TC	PI	TC	PI	
90	10	57.0	15.70	0.75	17.00	0.88	18.50	1.02	20.20	1.16	20.80	1.18	21.60	1.21	22.20	1.24	
		77.0	15.70	0.72	17.00	0.85	18.50	0.99	20.20	1.12	20.80	1.14	21.60	1.18	22.20	1.19	
		96.3	15.70	0.70	17.00	0.83	18.50	0.97	20.20	1.09	20.80	1.12	21.60	1.16	22.20	1.15	
		115.5	15.70	0.69	17.00	0.81	18.50	0.96	20.20	1.07	20.80	1.11	21.60	1.15	22.20	1.13	
	15	30.8	15.70	1.08	17.00	1.25	18.50	1.46	20.20	1.65	20.80	1.68	21.60	1.72	22.20	1.76	
		57.0	15.70	1.02	17.00	1.19	18.50	1.39	20.20	1.57	20.80	1.61	21.60	1.65	22.20	1.68	
		77.0	15.70	0.98	17.00	1.15	18.50	1.34	20.20	1.51	20.80	1.55	21.60	1.59	22.20	1.62	
		96.3	15.70	0.95	17.00	1.13	18.50	1.32	20.20	1.48	20.80	1.52	21.60	1.56	22.20	1.57	
	20	115.5	15.70	0.93	17.00	1.11	18.50	1.31	20.20	1.46	20.80	1.51	21.60	1.55	22.20	1.55	
		30.8	15.70	1.33	17.00	1.55	18.50	1.80	20.20	2.03	20.80	2.08	21.60	2.13	22.20	2.16	
		57.0	15.70	1.26	17.00	1.48	18.50	1.71	20.20	1.93	20.80	1.98	21.60	2.03	22.20	2.07	
		77.0	15.70	1.20	17.00	1.42	18.50	1.65	20.20	1.86	20.80	1.91	21.60	1.96	22.20	2.00	
	25	96.3	15.70	1.17	17.00	1.39	18.50	1.63	20.20	1.83	20.80	1.87	21.60	1.92	22.20	1.94	
		115.5	15.70	1.15	17.00	1.38	18.50	1.61	20.20	1.81	20.80	1.86	21.60	1.90	22.20	1.92	
		30.8	15.70	1.62	17.00	1.89	18.50	2.19	20.20	2.47	20.80	2.53	21.60	2.59	22.20	2.64	
		57.0	15.70	1.53	17.00	1.80	18.50	2.09	20.20	2.36	20.80	2.42	21.60	2.48	22.20	2.52	
	30	77.0	15.70	1.46	17.00	1.74	18.50	2.02	20.20	2.28	20.80	2.33	21.60	2.39	22.20	2.43	
		96.3	15.70	1.42	17.00	1.69	18.50	1.98	20.20	2.23	20.80	2.29	21.60	2.34	22.20	2.37	
		115.5	15.70	1.40	17.00	1.67	18.50	1.96	20.20	2.21	20.80	2.27	21.60	2.32	22.20	2.34	
		30.8	15.70	2.00	17.00	2.32	18.50	2.70	20.20	3.04	20.80	3.11	21.60	3.19	22.20	3.25	
	35	57.0	15.70	1.89	17.00	2.21	18.50	2.58	20.20	2.90	20.80	2.97	21.60	3.05	22.20	3.10	
		77.0	15.70	1.80	17.00	2.13	18.50	2.48	20.20	2.80	20.80	2.87	21.60	2.94	22.20	2.99	
		96.3	15.70	1.75	17.00	2.09	18.50	2.43	20.20	2.75	20.80	2.81	21.60	2.88	22.20	2.91	
		115.5	15.70	1.72	17.00	2.07	18.50	2.41	20.20	2.72	20.80	2.78	21.60	2.86	22.20	2.88	
	40	30.8	15.30	2.16	16.60	2.50	18.00	2.91	19.60	3.28	20.20	3.36	21.00	3.44	21.60	3.50	
		57.0	15.30	2.04	16.60	2.39	18.00	2.78	19.60	3.13	20.20	3.21	21.00	3.29	21.60	3.35	
		77.0	15.30	1.94	16.60	2.30	18.00	2.68	19.60	3.02	20.20	3.09	21.00	3.17	21.60	3.23	
		96.3	15.30	1.89	16.60	2.25	18.00	2.62	19.60	2.96	20.20	3.04	21.00	3.11	21.60	3.14	
	45	115.5	15.30	1.86	16.60	2.23	18.00	2.59	19.60	2.93	20.20	3.01	21.00	3.08	21.60	3.10	
		30.8	14.90	2.48	16.10	2.87	17.50	3.34	19.00	3.77	19.60	3.86	20.40	3.95	21.00	4.02	
		57.0	14.90	2.34	16.10	2.74	17.50	3.19	19.00	3.59	19.60	3.68	20.40	3.77	21.00	3.84	
		77.0	14.90	2.23	16.10	2.64	17.50	3.08	19.00	3.46	19.60	3.55	20.40	3.64	21.00	3.71	
	50	96.3	14.90	2.16	16.10	2.59	17.50	3.02	19.00	3.40	19.60	3.48	20.40	3.58	21.00	3.61	
		115.5	14.90	2.13	16.10	2.56	17.50	2.99	19.00	3.37	19.60	3.45	20.40	3.54	21.00	3.56	
		30.8	14.40	2.79	15.60	3.24	17.00	3.77	18.50	4.26	19.10	4.36	19.80	4.47	20.30	4.54	
		57.0	14.40	2.64	15.60	3.09	17.00	3.61	18.50	4.06	19.10	4.17	19.80	4.27	20.30	4.34	
	55	77.0	14.40	2.52	15.60	2.98	17.00	3.48	18.50	3.91	19.10	4.02	19.80	4.11	20.30	4.19	
		96.3	14.40	2.44	15.60	2.93	17.00	3.41	18.50	3.84	19.10	3.93	19.80	4.04	20.30	4.08	
		115.5	14.40	2.41	15.60	2.90	17.00	3.38	18.50	3.81	19.10	3.89	19.80	4.00	20.30	4.02	
		30.8	14.00	0.68	15.10	0.77	16.50	0.89	17.90	1.02	18.50	1.04	19.20	1.07	19.70	1.08	
	80	10	57.0	14.00	0.63	15.10	0.74	16.50	0.86	17.90	0.97	18.50	0.99	19.20	1.02	19.70	1.03
			77.0	14.00	0.60	15.10	0.72	16.50	0.83	17.90	0.93	18.50	0.96	19.20	0.98	19.70	0.99
			96.3	14.00	0.60	15.10	0.70	16.50	0.82	17.90	0.92	18.50	0.93	19.20	0.96	19.70	0.97
			115.5	14.00	0.60	15.10	0.69	16.50	0.81	17.90	0.91	18.50	0.92	19.20	0.95	19.70	0.96
		15	30.8	14.00	0.91	15.10	1.05	16.50	1.22	17.90	1.38	18.50	1.41	19.20	1.45	19.70	1.47
57.0			14.00	0.85	15.10	1.00	16.50	1.17	17.90	1.32	18.50	1.35	19.20	1.38	19.70	1.40	
77.0			14.00	0.81	15.10	0.97	16.50	1.13	17.90	1.27	18.50	1.30	19.20	1.33	19.70	1.35	
96.3			14.00	0.80	15.10	0.95	16.50	1.10	17.90	1.24	18.50	1.27	19.20	1.31	19.70	1.32	
20		115.5	14.00	0.79	15.10	0.93	16.50	1.09	17.90	1.23	18.50	1.26	19.20	1.29	19.70	1.30	
		30.8	14.00	1.11	15.10	1.30	16.50	1.51	17.90	1.70	18.50	1.74	19.20	1.78	19.70	1.82	
		57.0	14.00	1.05	15.10	1.24	16.50	1.44	17.90	1.62	18.50	1.66	19.20	1.70	19.70	1.73	
		77.0	14.00	1.00	15.10	1.19	16.50	1.39	17.90	1.56	18.50	1.60	19.20	1.64	19.70	1.67	
25	96.3	14.00	0.98	15.10	1.17	16.50	1.36	17.90	1.53	18.50	1.57	19.20	1.61	19.70	1.63		
	115.5	14.00	0.96	15.10	1.15	16.50	1.34	17.90	1.52	18.50	1.56	19.20	1.60	19.70	1.60		
	30.8	14.00	1.36	15.10	1.58	16.50	1.84	17.90	2.07	18.50	2.12	19.20	2.18	19.70	2.21		

7. Capacity Tables

Combi. (%)	Inlet Water Temp. (°C)	Water Flow Rate (LPM)	Indoor Air Temp. (°C, DB/WB)													
			20.0 / 14.0		23.0 / 16.0		26.0 / 18.0		27.0 / 19.0		28.0 / 20.0		30.0 / 22.0		32.0 / 24.0	
			TC	PI	TC	PI	TC	PI	TC	PI	TC	PI	TC	PI	TC	PI
80	25	57.0	14.00	1.28	15.10	1.51	16.50	1.75	17.90	1.98	18.50	2.02	19.20	2.08	19.70	2.11
		77.0	14.00	1.22	15.10	1.45	16.50	1.69	17.90	1.91	18.50	1.95	19.20	2.00	19.70	2.04
		96.3	14.00	1.19	15.10	1.42	16.50	1.66	17.90	1.87	18.50	1.92	19.20	1.97	19.70	1.98
		115.5	14.00	1.17	15.10	1.41	16.50	1.64	17.90	1.85	18.50	1.90	19.20	1.95	19.70	1.96
	30	30.8	14.00	1.67	15.10	1.94	16.50	2.27	17.90	2.55	18.50	2.61	19.20	2.67	19.70	2.73
		57.0	14.00	1.58	15.10	1.85	16.50	2.16	17.90	2.43	18.50	2.49	19.20	2.55	19.70	2.61
		77.0	14.00	1.51	15.10	1.79	16.50	2.08	17.90	2.34	18.50	2.40	19.20	2.46	19.70	2.51
		96.3	14.00	1.47	15.10	1.75	16.50	2.04	17.90	2.30	18.50	2.36	19.20	2.41	19.70	2.44
	35	115.5	14.00	1.45	15.10	1.73	16.50	2.01	17.90	2.27	18.50	2.33	19.20	2.39	19.70	2.41
		30.8	14.00	1.86	15.10	2.16	16.50	2.51	17.90	2.83	18.50	2.90	19.20	2.97	19.70	3.03
		57.0	14.00	1.76	15.10	2.06	16.50	2.40	17.90	2.71	18.50	2.77	19.20	2.83	19.70	2.89
		77.0	14.00	1.68	15.10	1.98	16.50	2.32	17.90	2.61	18.50	2.67	19.20	2.73	19.70	2.79
	40	96.3	14.00	1.63	15.10	1.94	16.50	2.27	17.90	2.55	18.50	2.62	19.20	2.69	19.70	2.71
		115.5	14.00	1.61	15.10	1.92	16.50	2.25	17.90	2.53	18.50	2.59	19.20	2.66	19.70	2.67
		30.8	14.00	2.20	15.10	2.56	16.50	2.98	17.90	3.36	18.50	3.43	19.20	3.52	19.70	3.58
		57.0	14.00	2.08	15.10	2.44	16.50	2.84	17.90	3.21	18.50	3.28	19.20	3.36	19.70	3.42
	45	77.0	14.00	1.98	15.10	2.35	16.50	2.74	17.90	3.09	18.50	3.16	19.20	3.24	19.70	3.30
		96.3	14.00	1.93	15.10	2.30	16.50	2.68	17.90	3.02	18.50	3.10	19.20	3.18	19.70	3.21
		115.5	14.00	1.90	15.10	2.28	16.50	2.65	17.90	2.99	18.50	3.07	19.20	3.15	19.70	3.17
		30.8	14.00	2.55	15.10	2.96	16.50	3.45	17.90	3.88	18.50	3.96	19.20	4.07	19.70	4.13
70	10	57.0	14.00	2.40	15.10	2.82	16.50	3.29	17.90	3.70	18.50	3.78	19.20	3.88	19.70	3.95
		77.0	14.00	2.29	15.10	2.72	16.50	3.16	17.90	3.57	18.50	3.64	19.20	3.74	19.70	3.81
		96.3	14.00	2.22	15.10	2.66	16.50	3.09	17.90	3.49	18.50	3.58	19.20	3.67	19.70	3.71
		115.5	14.00	2.19	15.10	2.64	16.50	3.06	17.90	3.46	18.50	3.55	19.20	3.64	19.70	3.66
	15	30.8	12.20	0.60	13.20	0.64	14.40	0.74	15.70	0.84	16.10	0.87	16.80	0.89	17.20	0.89
		57.0	12.20	0.60	13.20	0.62	14.40	0.71	15.70	0.81	16.10	0.83	16.80	0.85	17.20	0.86
		77.0	12.20	0.60	13.20	0.60	14.40	0.69	15.70	0.78	16.10	0.80	16.80	0.82	17.20	0.83
		96.3	12.20	0.60	13.20	0.60	14.40	0.68	15.70	0.76	16.10	0.78	16.80	0.80	17.20	0.81
	20	115.5	12.20	0.60	13.20	0.60	14.40	0.67	15.70	0.75	16.10	0.76	16.80	0.79	17.20	0.80
		30.8	12.20	0.75	13.20	0.87	14.40	1.01	15.70	1.14	16.10	1.17	16.80	1.20	17.20	1.22
		57.0	12.20	0.71	13.20	0.83	14.40	0.96	15.70	1.09	16.10	1.12	16.80	1.15	17.20	1.17
		77.0	12.20	0.68	13.20	0.80	14.40	0.93	15.70	1.06	16.10	1.08	16.80	1.11	17.20	1.13
	25	96.3	12.20	0.66	13.20	0.78	14.40	0.92	15.70	1.03	16.10	1.06	16.80	1.09	17.20	1.10
		115.5	12.20	0.65	13.20	0.77	14.40	0.91	15.70	1.02	16.10	1.04	16.80	1.07	17.20	1.08
		30.8	12.20	0.93	13.20	1.08	14.40	1.26	15.70	1.42	16.10	1.45	16.80	1.48	17.20	1.51
		57.0	12.20	0.88	13.20	1.03	14.40	1.20	15.70	1.35	16.10	1.38	16.80	1.41	17.20	1.44
	30	77.0	12.20	0.84	13.20	0.99	14.40	1.15	15.70	1.30	16.10	1.33	16.80	1.36	17.20	1.39
		96.3	12.20	0.81	13.20	0.97	14.40	1.13	15.70	1.28	16.10	1.31	16.80	1.34	17.20	1.35
		115.5	12.20	0.80	13.20	0.96	14.40	1.12	15.70	1.27	16.10	1.29	16.80	1.33	17.20	1.33
		30.8	12.20	1.13	13.20	1.32	14.40	1.53	15.70	1.72	16.10	1.76	16.80	1.80	17.20	1.84
35	57.0	12.20	1.07	13.20	1.26	14.40	1.46	15.70	1.64	16.10	1.69	16.80	1.73	17.20	1.75	
	77.0	12.20	1.02	13.20	1.21	14.40	1.41	15.70	1.58	16.10	1.63	16.80	1.67	17.20	1.69	
	96.3	12.20	0.99	13.20	1.18	14.40	1.38	15.70	1.56	16.10	1.59	16.80	1.63	17.20	1.65	
	115.5	12.20	0.98	13.20	1.17	14.40	1.37	15.70	1.54	16.10	1.57	16.80	1.61	17.20	1.62	
40	30.8	12.20	1.39	13.20	1.62	14.40	1.88	15.70	2.12	16.10	2.17	16.80	2.22	17.20	2.27	
	57.0	12.20	1.31	13.20	1.55	14.40	1.79	15.70	2.02	16.10	2.07	16.80	2.12	17.20	2.16	
	77.0	12.20	1.25	13.20	1.49	14.40	1.73	15.70	1.95	16.10	2.00	16.80	2.05	17.20	2.08	
	96.3	12.20	1.22	13.20	1.46	14.40	1.69	15.70	1.91	16.10	1.96	16.80	2.01	17.20	2.03	
45	115.5	12.20	1.20	13.20	1.44	14.40	1.68	15.70	1.89	16.10	1.94	16.80	1.99	17.20	2.00	
	30.8	12.20	1.55	13.20	1.79	14.40	2.10	15.70	2.35	16.10	2.41	16.80	2.47	17.20	2.51	
	57.0	12.20	1.46	13.20	1.71	14.40	2.00	15.70	2.24	16.10	2.30	16.80	2.36	17.20	2.40	
	77.0	12.20	1.39	13.20	1.65	14.40	1.92	15.70	2.16	16.10	2.22	16.80	2.28	17.20	2.32	
50	96.3	12.20	1.35	13.20	1.61	14.40	1.89	15.70	2.12	16.10	2.18	16.80	2.23	17.20	2.26	
	115.5	12.20	1.33	13.20	1.59	14.40	1.87	15.70	2.10	16.10	2.16	16.80	2.21	17.20	2.23	
55	30.8	12.20	1.83	13.20	2.12	14.40	2.48	15.70	2.79	16.10	2.85	16.80	2.93	17.20	2.98	

7. Capacity Tables

Combi. (%)	Inlet Water Temp. (°C)	Water Flow Rate (LPM)	Indoor Air Temp. (°C, DB/WB)													
			20.0 / 14.0		23.0 / 16.0		26.0 / 18.0		27.0 / 19.0		28.0 / 20.0		30.0 / 22.0		32.0 / 24.0	
			TC	PI	TC	PI	TC	PI	TC	PI	TC	PI	TC	PI	TC	PI
70	40	57.0	12.20	1.73	13.20	2.03	14.40	2.37	15.70	2.67	16.10	2.73	16.80	2.79	17.20	2.85
		77.0	12.20	1.65	13.20	1.96	14.40	2.28	15.70	2.57	16.10	2.63	16.80	2.69	17.20	2.75
		96.3	12.20	1.60	13.20	1.92	14.40	2.23	15.70	2.51	16.10	2.58	16.80	2.65	17.20	2.67
		115.5	12.20	1.58	13.20	1.89	14.40	2.20	15.70	2.49	16.10	2.55	16.80	2.62	17.20	2.63
	45	30.8	12.20	2.11	13.20	2.45	14.40	2.86	15.70	3.23	16.10	3.30	16.80	3.38	17.20	3.44
		57.0	12.20	1.99	13.20	2.34	14.40	2.74	15.70	3.08	16.10	3.15	16.80	3.23	17.20	3.29
		77.0	12.20	1.90	13.20	2.26	14.40	2.64	15.70	2.97	16.10	3.04	16.80	3.11	17.20	3.17
		96.3	12.20	1.85	13.20	2.22	14.40	2.57	15.70	2.90	16.10	2.98	16.80	3.06	17.20	3.08
60	10	30.8	10.50	0.60	11.40	0.60	12.40	0.60	13.40	0.68	13.90	0.69	14.40	0.70	14.80	0.71
		57.0	10.50	0.60	11.40	0.60	12.40	0.60	13.40	0.65	13.90	0.66	14.40	0.67	14.80	0.68
		77.0	10.50	0.60	11.40	0.60	12.40	0.60	13.40	0.62	13.90	0.63	14.40	0.65	14.80	0.66
		96.3	10.50	0.60	11.40	0.60	12.40	0.60	13.40	0.61	13.90	0.62	14.40	0.64	14.80	0.65
		115.5	10.50	0.60	11.40	0.60	12.40	0.60	13.40	0.60	13.90	0.61	14.40	0.63	14.80	0.64
	15	30.8	10.50	0.60	11.40	0.70	12.40	0.81	13.40	0.91	13.90	0.94	14.40	0.95	14.80	0.97
		57.0	10.50	0.60	11.40	0.67	12.40	0.78	13.40	0.87	13.90	0.89	14.40	0.91	14.80	0.93
		77.0	10.50	0.60	11.40	0.64	12.40	0.75	13.40	0.84	13.90	0.86	14.40	0.88	14.80	0.90
		96.3	10.50	0.60	11.40	0.63	12.40	0.73	13.40	0.82	13.90	0.84	14.40	0.86	14.80	0.88
		115.5	10.50	0.60	11.40	0.62	12.40	0.72	13.40	0.82	13.90	0.83	14.40	0.86	14.80	0.86
	20	30.8	10.50	0.74	11.40	0.86	12.40	1.00	13.40	1.13	13.90	1.16	14.40	1.18	14.80	1.20
		57.0	10.50	0.70	11.40	0.82	12.40	0.95	13.40	1.08	13.90	1.10	14.40	1.13	14.80	1.15
		77.0	10.50	0.67	11.40	0.79	12.40	0.92	13.40	1.04	13.90	1.06	14.40	1.09	14.80	1.11
		96.3	10.50	0.65	11.40	0.77	12.40	0.90	13.40	1.02	13.90	1.04	14.40	1.07	14.80	1.08
		115.5	10.50	0.64	11.40	0.76	12.40	0.89	13.40	1.00	13.90	1.03	14.40	1.06	14.80	1.06
	25	30.8	10.50	0.90	11.40	1.05	12.40	1.22	13.40	1.37	13.90	1.40	14.40	1.44	14.80	1.47
		57.0	10.50	0.85	11.40	1.00	12.40	1.16	13.40	1.31	13.90	1.34	14.40	1.38	14.80	1.40
		77.0	10.50	0.81	11.40	0.96	12.40	1.12	13.40	1.27	13.90	1.29	14.40	1.33	14.80	1.35
		96.3	10.50	0.79	11.40	0.94	12.40	1.10	13.40	1.24	13.90	1.27	14.40	1.30	14.80	1.32
		115.5	10.50	0.78	11.40	0.93	12.40	1.09	13.40	1.22	13.90	1.26	14.40	1.29	14.80	1.30
	30	30.8	10.50	1.11	11.40	1.29	12.40	1.50	13.40	1.69	13.90	1.73	14.40	1.77	14.80	1.81
		57.0	10.50	1.05	11.40	1.23	12.40	1.43	13.40	1.62	13.90	1.65	14.40	1.69	14.80	1.72
		77.0	10.50	1.00	11.40	1.18	12.40	1.38	13.40	1.56	13.90	1.59	14.40	1.63	14.80	1.66
		96.3	10.50	0.97	11.40	1.16	12.40	1.35	13.40	1.53	13.90	1.56	14.40	1.60	14.80	1.62
		115.5	10.50	0.95	11.40	1.15	12.40	1.34	13.40	1.51	13.90	1.55	14.40	1.59	14.80	1.60
	35	30.8	10.50	1.23	11.40	1.43	12.40	1.67	13.40	1.87	13.90	1.92	14.40	1.97	14.80	2.01
		57.0	10.50	1.16	11.40	1.37	12.40	1.59	13.40	1.79	13.90	1.83	14.40	1.88	14.80	1.92
		77.0	10.50	1.11	11.40	1.32	12.40	1.53	13.40	1.73	13.90	1.77	14.40	1.81	14.80	1.85
96.3		10.50	1.08	11.40	1.29	12.40	1.50	13.40	1.69	13.90	1.74	14.40	1.78	14.80	1.80	
115.5		10.50	1.06	11.40	1.27	12.40	1.49	13.40	1.68	13.90	1.72	14.40	1.77	14.80	1.78	
40	30.8	10.50	1.46	11.40	1.69	12.40	1.98	13.40	2.22	13.90	2.28	14.40	2.33	14.80	2.38	
	57.0	10.50	1.38	11.40	1.62	12.40	1.89	13.40	2.12	13.90	2.18	14.40	2.23	14.80	2.27	
	77.0	10.50	1.32	11.40	1.56	12.40	1.82	13.40	2.04	13.90	2.10	14.40	2.15	14.80	2.19	
	96.3	10.50	1.28	11.40	1.53	12.40	1.78	13.40	2.00	13.90	2.05	14.40	2.11	14.80	2.13	
	115.5	10.50	1.26	11.40	1.51	12.40	1.76	13.40	1.98	13.90	2.03	14.40	2.09	14.80	2.10	
45	30.8	10.50	1.68	11.40	1.95	12.40	2.28	13.40	2.57	13.90	2.63	14.40	2.69	14.80	2.75	
	57.0	10.50	1.59	11.40	1.86	12.40	2.18	13.40	2.45	13.90	2.51	14.40	2.57	14.80	2.63	
	77.0	10.50	1.53	11.40	1.80	12.40	2.10	13.40	2.36	13.90	2.42	14.40	2.48	14.80	2.53	
	96.3	10.50	1.47	11.40	1.76	12.40	2.06	13.40	2.31	13.90	2.37	14.40	2.43	14.80	2.46	
	115.5	10.50	1.45	11.40	1.74	12.40	2.04	13.40	2.29	13.90	2.35	14.40	2.41	14.80	2.43	
50	10	30.8	8.70	0.60	9.50	0.60	10.30	0.60	11.20	0.60	11.50	0.60	12.00	0.60	12.30	0.60
		57.0	8.70	0.60	9.50	0.60	10.30	0.60	11.20	0.60	11.50	0.60	12.00	0.60	12.30	0.60
		77.0	8.70	0.60	9.50	0.60	10.30	0.60	11.20	0.60	11.50	0.60	12.00	0.60	12.30	0.60
		96.3	8.70	0.60	9.50	0.60	10.30	0.60	11.20	0.60	11.50	0.60	12.00	0.60	12.30	0.60
		115.5	8.70	0.60	9.50	0.60	10.30	0.60	11.20	0.60	11.50	0.60	12.00	0.60	12.30	0.60
	15	30.8	8.70	0.60	9.50	0.60	10.30	0.61	11.20	0.68	11.50	0.70	12.00	0.71	12.30	0.73

7. Capacity Tables

Combi. (%)	Inlet Water Temp. (°C)	Water Flow Rate (LPM)	Indoor Air Temp. (°C, DB/WB)													
			20.0 / 14.0		23.0 / 16.0		26.0 / 18.0		27.0 / 19.0		28.0 / 20.0		30.0 / 22.0		32.0 / 24.0	
			TC	PI	TC	PI	TC	PI	TC	PI	TC	PI	TC	PI	TC	PI
50	15	57.0	8.70	0.60	9.50	0.60	10.30	0.60	11.20	0.65	11.50	0.67	12.00	0.68	12.30	0.70
		77.0	8.70	0.60	9.50	0.60	10.30	0.60	11.20	0.63	11.50	0.64	12.00	0.66	12.30	0.67
		96.3	8.70	0.60	9.50	0.60	10.30	0.60	11.20	0.62	11.50	0.63	12.00	0.64	12.30	0.65
		115.5	8.70	0.60	9.50	0.60	10.30	0.60	11.20	0.61	11.50	0.62	12.00	0.64	12.30	0.64
	20	30.8	8.70	0.60	9.50	0.64	10.30	0.74	11.20	0.84	11.50	0.86	12.00	0.88	12.30	0.90
		57.0	8.70	0.60	9.50	0.62	10.30	0.71	11.20	0.80	11.50	0.82	12.00	0.84	12.30	0.85
		77.0	8.70	0.60	9.50	0.60	10.30	0.68	11.20	0.77	11.50	0.79	12.00	0.81	12.30	0.82
		96.3	8.70	0.60	9.50	0.60	10.30	0.67	11.20	0.76	11.50	0.78	12.00	0.80	12.30	0.81
	25	115.5	8.70	0.60	9.50	0.60	10.30	0.67	11.20	0.75	11.50	0.77	12.00	0.79	12.30	0.80
		30.8	8.70	0.67	9.50	0.78	10.30	0.91	11.20	1.03	11.50	1.05	12.00	1.07	12.30	1.09
		57.0	8.70	0.63	9.50	0.75	10.30	0.87	11.20	0.98	11.50	1.00	12.00	1.02	12.30	1.04
		77.0	8.70	0.60	9.50	0.72	10.30	0.84	11.20	0.94	11.50	0.96	12.00	0.99	12.30	1.01
	30	96.3	8.70	0.60	9.50	0.70	10.30	0.82	11.20	0.92	11.50	0.95	12.00	0.97	12.30	0.98
		115.5	8.70	0.60	9.50	0.69	10.30	0.81	11.20	0.91	11.50	0.94	12.00	0.96	12.30	0.97
		30.8	8.70	0.83	9.50	0.96	10.30	1.12	11.20	1.26	11.50	1.29	12.00	1.32	12.30	1.35
		57.0	8.70	0.78	9.50	0.91	10.30	1.07	11.20	1.20	11.50	1.23	12.00	1.26	12.30	1.29
	35	77.0	8.70	0.74	9.50	0.88	10.30	1.03	11.20	1.16	11.50	1.18	12.00	1.22	12.30	1.24
		96.3	8.70	0.73	9.50	0.86	10.30	1.01	11.20	1.14	11.50	1.17	12.00	1.20	12.30	1.21
		115.5	8.70	0.72	9.50	0.86	10.30	1.00	11.20	1.13	11.50	1.16	12.00	1.18	12.30	1.19
		30.8	8.70	0.92	9.50	1.07	10.30	1.25	11.20	1.40	11.50	1.43	12.00	1.47	12.30	1.49
	40	57.0	8.70	0.87	9.50	1.02	10.30	1.19	11.20	1.34	11.50	1.37	12.00	1.40	12.30	1.43
		77.0	8.70	0.83	9.50	0.98	10.30	1.14	11.20	1.29	11.50	1.32	12.00	1.35	12.30	1.38
		96.3	8.70	0.81	9.50	0.96	10.30	1.12	11.20	1.27	11.50	1.29	12.00	1.33	12.30	1.34
		115.5	8.70	0.79	9.50	0.95	10.30	1.11	11.20	1.25	11.50	1.28	12.00	1.32	12.30	1.32
	45	30.8	8.70	1.09	9.50	1.26	10.30	1.48	11.20	1.66	11.50	1.70	12.00	1.74	12.30	1.77
		57.0	8.70	1.03	9.50	1.20	10.30	1.41	11.20	1.59	11.50	1.62	12.00	1.66	12.30	1.69
		77.0	8.70	0.98	9.50	1.16	10.30	1.35	11.20	1.53	11.50	1.56	12.00	1.60	12.30	1.63
		96.3	8.70	0.95	9.50	1.14	10.30	1.33	11.20	1.50	11.50	1.53	12.00	1.57	12.30	1.58
	50	115.5	8.70	0.94	9.50	1.13	10.30	1.32	11.20	1.48	11.50	1.52	12.00	1.56	12.30	1.56
		30.8	8.70	1.26	9.50	1.46	10.30	1.71	11.20	1.92	11.50	1.96	12.00	2.01	12.30	2.05
57.0		8.70	1.19	9.50	1.39	10.30	1.62	11.20	1.83	11.50	1.87	12.00	1.92	12.30	1.96	
77.0		8.70	1.13	9.50	1.34	10.30	1.56	11.20	1.76	11.50	1.80	12.00	1.85	12.30	1.89	
55	96.3	8.70	1.10	9.50	1.31	10.30	1.54	11.20	1.73	11.50	1.77	12.00	1.82	12.30	1.83	
	115.5	8.70	1.08	9.50	1.30	10.30	1.53	11.20	1.71	11.50	1.75	12.00	1.80	12.30	1.80	

Note

- TC: Total Capacity(kW), PI : Power Input(kW)
- Capacity tables show the average value of conditions which may occur.
- The minimum flow rate of the product is based on 50% of the rated flow rate or the value indicated in the specification table, whichever is greater. However, when the 'Variable Water Flow Valve Control KIT' is applied, the minimum flow rate is allowed to 40% (gray colored area) of the rated flow rate.
- If the flow rate is less than minimum flow rate and the indoor unit combination ratio exceeds 130%, ask to LG Electronics even if the 'Variable Water Flow Valve Control KIT' is applied.

7. Capacity Tables

CRWM100LAS5

Combi. (%)	Inlet Water Temp. (°C)	Water Flow Rate (LPM)	Indoor Air Temp. (°C, DB/WB)														
			20.0 / 14.0		23.0 / 16.0		26.0 / 18.0		27.0 / 19.0		28.0 / 20.0		30.0 / 22.0		32.0 / 24.0		
			TC	PI	TC	PI	TC	PI	TC	PI	TC	PI	TC	PI	TC	PI	
130	10	38.4	26.00	1.41	28.20	1.65	30.70	1.92	33.30	2.15	34.40	2.20	35.70	2.27	36.70	2.31	
		57.0	26.00	1.37	28.20	1.60	30.70	1.87	33.30	2.10	34.40	2.15	35.70	2.21	36.70	2.25	
		96.0	26.00	1.28	28.20	1.50	30.70	1.76	33.30	1.98	34.40	2.04	35.70	2.08	36.70	2.13	
		120.0	26.00	1.24	28.20	1.48	30.70	1.73	33.30	1.94	34.40	2.00	35.70	2.05	36.70	2.07	
		144.0	26.00	1.23	28.20	1.47	30.70	1.71	33.30	1.91	34.40	1.97	35.70	2.03	36.70	2.04	
	15	38.4	25.60	1.85	27.70	2.16	30.20	2.52	32.80	2.83	33.80	2.90	35.10	2.97	36.10	3.02	
		57.0	25.60	1.80	27.70	2.10	30.20	2.45	32.80	2.76	33.80	2.83	35.10	2.90	36.10	2.95	
		96.0	25.60	1.68	27.70	1.98	30.20	2.31	32.80	2.60	33.80	2.67	35.10	2.74	36.10	2.80	
		120.0	25.60	1.63	27.70	1.95	30.20	2.27	32.80	2.55	33.80	2.62	35.10	2.69	36.10	2.73	
		144.0	25.60	1.61	27.70	1.93	30.20	2.24	32.80	2.53	33.80	2.59	35.10	2.66	36.10	2.70	
	20	38.4	25.20	2.25	27.30	2.62	29.80	3.05	32.40	3.43	33.30	3.51	34.60	3.59	35.60	3.66	
		57.0	25.20	2.18	27.30	2.55	29.80	2.97	32.40	3.34	33.30	3.42	34.60	3.50	35.60	3.57	
		96.0	25.20	2.03	27.30	2.41	29.80	2.81	32.40	3.16	33.30	3.23	34.60	3.32	35.60	3.39	
		120.0	25.20	1.98	27.30	2.36	29.80	2.75	32.40	3.10	33.30	3.17	34.60	3.25	35.60	3.31	
		144.0	25.20	1.95	27.30	2.33	29.80	2.72	32.40	3.07	33.30	3.14	34.60	3.22	35.60	3.28	
	25	38.4	25.20	2.78	27.30	3.22	29.80	3.76	32.40	4.24	33.30	4.33	34.60	4.44	35.60	4.51	
		57.0	25.20	2.69	27.30	3.14	29.80	3.66	32.40	4.13	33.30	4.22	34.60	4.33	35.60	4.40	
		96.0	25.20	2.51	27.30	2.97	29.80	3.46	32.40	3.89	33.30	3.99	34.60	4.10	35.60	4.18	
		120.0	25.20	2.43	27.30	2.90	29.80	3.39	32.40	3.82	33.30	3.91	34.60	4.02	35.60	4.09	
		144.0	25.20	2.39	27.30	2.87	29.80	3.36	32.40	3.78	33.30	3.88	34.60	3.98	35.60	4.04	
	30	38.4	25.20	3.34	27.30	3.87	29.80	4.51	32.40	5.08	33.30	5.20	34.60	5.33	35.60	5.42	
		57.0	25.20	3.23	27.30	3.77	29.80	4.39	32.40	4.95	33.30	5.07	34.60	5.20	35.60	5.29	
		96.0	25.20	3.00	27.30	3.56	29.80	4.15	32.40	4.67	33.30	4.79	34.60	4.92	35.60	5.01	
		120.0	25.20	2.92	27.30	3.49	29.80	4.06	32.40	4.58	33.30	4.70	34.60	4.82	35.60	4.90	
		144.0	25.20	2.88	27.30	3.45	29.80	4.02	32.40	4.53	33.30	4.65	34.60	4.77	35.60	4.84	
	35	38.4	22.70	3.37	24.60	3.92	26.80	4.56	29.10	5.13	30.00	5.26	31.20	5.39	32.00	5.48	
		57.0	22.70	3.26	24.60	3.82	26.80	4.44	29.10	5.00	30.00	5.12	31.20	5.25	32.00	5.35	
		96.0	22.70	3.04	24.60	3.60	26.80	4.20	29.10	4.73	30.00	4.84	31.20	4.97	32.00	5.07	
		120.0	22.70	2.96	24.60	3.52	26.80	4.11	29.10	4.63	30.00	4.75	31.20	4.87	32.00	4.95	
		144.0	22.70	2.91	24.60	3.49	26.80	4.06	29.10	4.58	30.00	4.71	31.20	4.82	32.00	4.89	
	40	38.4	20.20	3.56	21.90	4.13	23.80	4.81	25.90	5.41	26.70	5.54	27.70	5.68	28.50	5.78	
		57.0	20.20	3.44	21.90	4.02	23.80	4.69	25.90	5.27	26.70	5.40	27.70	5.54	28.50	5.64	
		96.0	20.20	3.20	21.90	3.80	23.80	4.43	25.90	4.98	26.70	5.11	27.70	5.24	28.50	5.35	
		120.0	20.20	3.11	21.90	3.72	23.80	4.33	25.90	4.89	26.70	5.01	27.70	5.14	28.50	5.23	
		144.0	20.20	3.07	21.90	3.68	23.80	4.28	25.90	4.84	26.70	4.96	27.70	5.09	28.50	5.17	
	45	38.4	17.60	3.75	19.20	4.34	20.80	5.06	22.60	5.70	23.30	5.82	24.20	5.96	24.90	6.09	
		57.0	17.60	3.63	19.20	4.23	20.80	4.93	22.60	5.55	23.30	5.68	24.20	5.82	24.90	5.94	
		96.0	17.60	3.37	19.20	4.00	20.80	4.66	22.60	5.24	23.30	5.38	24.20	5.52	24.90	5.63	
		120.0	17.60	3.27	19.20	3.91	20.80	4.56	22.60	5.14	23.30	5.27	24.20	5.41	24.90	5.51	
		144.0	17.60	3.22	19.20	3.87	20.80	4.50	22.60	5.09	23.30	5.22	24.20	5.35	24.90	5.45	
	120	10	38.4	24.60	1.34	26.70	1.56	29.10	1.81	31.60	2.04	32.50	2.10	33.80	2.15	34.70	2.18
			57.0	24.60	1.30	26.70	1.52	29.10	1.77	31.60	1.99	32.50	2.04	33.80	2.09	34.70	2.13
			96.0	24.60	1.21	26.70	1.44	29.10	1.68	31.60	1.88	32.50	1.92	33.80	1.97	34.70	2.01
			120.0	24.60	1.17	26.70	1.39	29.10	1.64	31.60	1.83	32.50	1.89	33.80	1.94	34.70	1.97
			144.0	24.60	1.15	26.70	1.37	29.10	1.62	31.60	1.81	32.50	1.88	33.80	1.92	34.70	1.95
15		38.4	24.40	1.78	26.40	2.07	28.70	2.40	31.20	2.71	32.10	2.78	33.40	2.84	34.30	2.89	
		57.0	24.40	1.72	26.40	2.02	28.70	2.34	31.20	2.64	32.10	2.71	33.40	2.77	34.30	2.82	
		96.0	24.40	1.60	26.40	1.90	28.70	2.21	31.20	2.49	32.10	2.55	33.40	2.62	34.30	2.67	
		120.0	24.40	1.56	26.40	1.86	28.70	2.17	31.20	2.44	32.10	2.51	33.40	2.57	34.30	2.61	
		144.0	24.40	1.53	26.40	1.83	28.70	2.15	31.20	2.41	32.10	2.48	33.40	2.54	34.30	2.58	
20		38.4	24.10	2.17	26.10	2.52	28.40	2.93	30.90	3.30	31.80	3.37	33.10	3.46	34.00	3.52	
		57.0	24.10	2.10	26.10	2.45	28.40	2.85	30.90	3.22	31.80	3.29	33.10	3.37	34.00	3.43	
		96.0	24.10	1.95	26.10	2.31	28.40	2.69	30.90	3.04	31.80	3.11	33.10	3.19	34.00	3.25	
		120.0	24.10	1.90	26.10	2.27	28.40	2.64	30.90	2.98	31.80	3.05	33.10	3.13	34.00	3.18	

7. Capacity Tables

Combi. (%)	Inlet Water Temp. (°C)	Water Flow Rate (LPM)	Indoor Air Temp. (°C, DB/WB)													
			20.0 / 14.0		23.0 / 16.0		26.0 / 18.0		27.0 / 19.0		28.0 / 20.0		30.0 / 22.0		32.0 / 24.0	
			TC	PI	TC	PI	TC	PI	TC	PI	TC	PI	TC	PI	TC	PI
120	20	144.0	24.10	1.87	26.10	2.24	28.40	2.61	30.90	2.95	31.80	3.02	33.10	3.09	34.00	3.14
	25	38.4	24.10	2.66	26.10	3.10	28.40	3.61	30.90	4.05	31.80	4.15	33.10	4.26	34.00	4.33
		57.0	24.10	2.58	26.10	3.02	28.40	3.51	30.90	3.95	31.80	4.04	33.10	4.15	34.00	4.22
		96.0	24.10	2.40	26.10	2.84	28.40	3.31	30.90	3.73	31.80	3.82	33.10	3.92	34.00	4.00
		120.0	24.10	2.33	26.10	2.78	28.40	3.25	30.90	3.66	31.80	3.75	33.10	3.85	34.00	3.91
		144.0	24.10	2.30	26.10	2.75	28.40	3.21	30.90	3.62	31.80	3.71	33.10	3.81	34.00	3.86
	30	38.4	24.10	3.21	26.10	3.74	28.40	4.36	30.90	4.91	31.80	5.02	33.10	5.15	34.00	5.24
		57.0	24.10	3.11	26.10	3.64	28.40	4.24	30.90	4.78	31.80	4.89	33.10	5.02	34.00	5.11
		96.0	24.10	2.90	26.10	3.44	28.40	4.00	30.90	4.51	31.80	4.62	33.10	4.74	34.00	4.83
		120.0	24.10	2.82	26.10	3.37	28.40	3.92	30.90	4.42	31.80	4.53	33.10	4.65	34.00	4.72
		144.0	24.10	2.78	26.10	3.33	28.40	3.88	30.90	4.38	31.80	4.49	33.10	4.61	34.00	4.66
	35	38.4	22.00	3.30	23.90	3.83	26.00	4.46	28.30	5.03	29.10	5.15	30.20	5.27	31.10	5.37
		57.0	22.00	3.19	23.90	3.73	26.00	4.35	28.30	4.90	29.10	5.02	30.20	5.14	31.10	5.23
		96.0	22.00	2.97	23.90	3.52	26.00	4.11	28.30	4.62	29.10	4.74	30.20	4.86	31.10	4.95
		120.0	22.00	2.89	23.90	3.45	26.00	4.03	28.30	4.53	29.10	4.65	30.20	4.77	31.10	4.84
		144.0	22.00	2.85	23.90	3.41	26.00	3.98	28.30	4.49	29.10	4.60	30.20	4.72	31.10	4.78
	40	38.4	20.00	3.55	21.70	4.12	23.60	4.81	25.70	5.41	26.40	5.54	27.40	5.67	28.20	5.78
		57.0	20.00	3.44	21.70	4.01	23.60	4.68	25.70	5.27	26.40	5.40	27.40	5.53	28.20	5.63
		96.0	20.00	3.20	21.70	3.79	23.60	4.42	25.70	4.98	26.40	5.10	27.40	5.23	28.20	5.33
		120.0	20.00	3.11	21.70	3.71	23.60	4.33	25.70	4.88	26.40	5.01	27.40	5.13	28.20	5.21
144.0		20.00	3.07	21.70	3.67	23.60	4.29	25.70	4.83	26.40	4.96	27.40	5.08	28.20	5.14	
45	38.4	18.00	3.80	19.40	4.41	21.20	5.15	23.10	5.79	23.70	5.92	24.60	6.07	25.30	6.18	
	57.0	18.00	3.68	19.40	4.30	21.20	5.02	23.10	5.64	23.70	5.77	24.60	5.92	25.30	6.03	
	96.0	18.00	3.43	19.40	4.06	21.20	4.74	23.10	5.33	23.70	5.45	24.60	5.60	25.30	5.72	
	120.0	18.00	3.34	19.40	3.97	21.20	4.64	23.10	5.22	23.70	5.36	24.60	5.50	25.30	5.57	
	144.0	18.00	3.29	19.40	3.93	21.20	4.59	23.10	5.17	23.70	5.32	24.60	5.45	25.30	5.50	
110	10	38.4	23.20	1.27	25.20	1.46	27.40	1.72	29.80	1.93	30.60	1.97	31.90	2.03	32.70	2.06
		57.0	23.20	1.23	25.20	1.42	27.40	1.67	29.80	1.88	30.60	1.92	31.90	1.98	32.70	2.01
		96.0	23.20	1.14	25.20	1.35	27.40	1.57	29.80	1.77	30.60	1.82	31.90	1.87	32.70	1.90
		120.0	23.20	1.11	25.20	1.32	27.40	1.53	29.80	1.75	30.60	1.77	31.90	1.83	32.70	1.85
		144.0	23.20	1.10	25.20	1.30	27.40	1.52	29.80	1.73	30.60	1.75	31.90	1.81	32.70	1.83
	15	38.4	23.10	1.70	25.00	1.97	27.20	2.30	29.60	2.59	30.50	2.65	31.70	2.71	32.60	2.76
		57.0	23.10	1.65	25.00	1.92	27.20	2.24	29.60	2.52	30.50	2.58	31.70	2.64	32.60	2.69
		96.0	23.10	1.53	25.00	1.81	27.20	2.11	29.60	2.38	30.50	2.44	31.70	2.50	32.60	2.54
		120.0	23.10	1.49	25.00	1.77	27.20	2.07	29.60	2.33	30.50	2.39	31.70	2.45	32.60	2.48
		144.0	23.10	1.47	25.00	1.75	27.20	2.04	29.60	2.31	30.50	2.36	31.70	2.43	32.60	2.45
	20	38.4	23.00	2.08	24.90	2.42	27.10	2.81	29.50	3.17	30.30	3.25	31.50	3.32	32.40	3.38
		57.0	23.00	2.01	24.90	2.36	27.10	2.74	29.50	3.09	30.30	3.17	31.50	3.24	32.40	3.30
		96.0	23.00	1.87	24.90	2.22	27.10	2.59	29.50	2.92	30.30	2.99	31.50	3.06	32.40	3.12
		120.0	23.00	1.83	24.90	2.18	27.10	2.54	29.50	2.86	30.30	2.93	31.50	3.01	32.40	3.05
		144.0	23.00	1.80	24.90	2.15	27.10	2.51	29.50	2.83	30.30	2.91	31.50	2.98	32.40	3.01
	25	38.4	23.00	2.54	24.90	2.96	27.10	3.44	29.50	3.88	30.30	3.97	31.50	4.07	32.40	4.14
		57.0	23.00	2.46	24.90	2.88	27.10	3.35	29.50	3.78	30.30	3.87	31.50	3.97	32.40	4.04
		96.0	23.00	2.30	24.90	2.72	27.10	3.17	29.50	3.57	30.30	3.66	31.50	3.75	32.40	3.82
		120.0	23.00	2.23	24.90	2.66	27.10	3.11	29.50	3.50	30.30	3.58	31.50	3.68	32.40	3.73
		144.0	23.00	2.20	24.90	2.63	27.10	3.07	29.50	3.47	30.30	3.55	31.50	3.65	32.40	3.68
30	38.4	23.00	3.10	24.90	3.61	27.10	4.20	29.50	4.73	30.30	4.84	31.50	4.96	32.40	5.05	
	57.0	23.00	3.00	24.90	3.51	27.10	4.09	29.50	4.61	30.30	4.72	31.50	4.83	32.40	4.92	
	96.0	23.00	2.80	24.90	3.31	27.10	3.86	29.50	4.35	30.30	4.46	31.50	4.57	32.40	4.65	
	120.0	23.00	2.72	24.90	3.25	27.10	3.79	29.50	4.26	30.30	4.37	31.50	4.48	32.40	4.54	
	144.0	23.00	2.69	24.90	3.21	27.10	3.75	29.50	4.22	30.30	4.32	31.50	4.44	32.40	4.49	
35	38.4	21.40	3.23	23.20	3.75	25.30	4.36	27.40	4.92	28.30	5.03	29.40	5.15	30.20	5.25	
	57.0	21.40	3.13	23.20	3.65	25.30	4.25	27.40	4.79	28.30	4.90	29.40	5.02	30.20	5.12	
	96.0	21.40	2.91	23.20	3.45	25.30	4.02	27.40	4.53	28.30	4.63	29.40	4.75	30.20	4.84	
	120.0	21.40	2.83	23.20	3.37	25.30	3.94	27.40	4.44	28.30	4.55	29.40	4.66	30.20	4.72	

7. Capacity Tables

Combi. (%)	Inlet Water Temp. (°C)	Water Flow Rate (LPM)	Indoor Air Temp. (°C, DB/WB)														
			20.0 / 14.0		23.0 / 16.0		26.0 / 18.0		27.0 / 19.0		28.0 / 20.0		30.0 / 22.0		32.0 / 24.0		
			TC	PI	TC	PI	TC	PI	TC	PI	TC	PI	TC	PI	TC	PI	
110	35	144.0	21.40	2.79	23.20	3.34	25.30	3.89	27.40	4.39	28.30	4.51	29.40	4.62	30.20	4.66	
	40	38.4	19.80	3.54	21.50	4.12	23.40	4.80	25.40	5.40	26.20	5.53	27.20	5.66	28.00	5.77	
		57.0	19.80	3.43	21.50	4.01	23.40	4.67	25.40	5.26	26.20	5.39	27.20	5.52	28.00	5.62	
		96.0	19.80	3.19	21.50	3.79	23.40	4.41	25.40	4.97	26.20	5.09	27.20	5.22	28.00	5.32	
		120.0	19.80	3.11	21.50	3.70	23.40	4.32	25.40	4.87	26.20	5.00	27.20	5.13	28.00	5.19	
		144.0	19.80	3.06	21.50	3.66	23.40	4.28	25.40	4.82	26.20	4.95	27.20	5.08	28.00	5.12	
	45	38.4	18.20	3.85	19.80	4.50	21.50	5.23	23.40	5.88	24.10	6.02	25.10	6.17	25.80	6.29	
		57.0	18.20	3.73	19.80	4.38	21.50	5.09	23.40	5.73	24.10	5.86	25.10	6.02	25.80	6.13	
		96.0	18.20	3.48	19.80	4.12	21.50	4.81	23.40	5.41	24.10	5.54	25.10	5.69	25.80	5.80	
		120.0	18.20	3.38	19.80	4.03	21.50	4.71	23.40	5.30	24.10	5.45	25.10	5.59	25.80	5.65	
		144.0	18.20	3.33	19.80	3.99	21.50	4.66	23.40	5.25	24.10	5.40	25.10	5.54	25.80	5.57	
	100	10	38.4	21.80	1.20	23.60	1.39	25.80	1.60	28.00	1.82	28.80	1.85	30.00	1.91	30.80	1.95
			57.0	21.80	1.16	23.60	1.35	25.80	1.56	28.00	1.77	28.80	1.80	30.00	1.86	30.80	1.90
			96.0	21.80	1.08	23.60	1.27	25.80	1.48	28.00	1.68	28.80	1.71	30.00	1.76	30.80	1.79
			120.0	21.80	1.04	23.60	1.24	25.80	1.45	28.00	1.64	28.80	1.68	30.00	1.72	30.80	1.73
144.0			21.80	1.03	23.60	1.23	25.80	1.43	28.00	1.62	28.80	1.66	30.00	1.70	30.80	1.70	
15		38.4	21.80	1.62	23.60	1.88	25.80	2.18	28.00	2.46	28.80	2.52	30.00	2.59	30.80	2.63	
		57.0	21.80	1.57	23.60	1.83	25.80	2.13	28.00	2.40	28.80	2.46	30.00	2.52	30.80	2.56	
		96.0	21.80	1.46	23.60	1.73	25.80	2.01	28.00	2.27	28.80	2.32	30.00	2.38	30.80	2.42	
		120.0	21.80	1.41	23.60	1.69	25.80	1.97	28.00	2.22	28.80	2.27	30.00	2.33	30.80	2.36	
		144.0	21.80	1.39	23.60	1.67	25.80	1.95	28.00	2.20	28.80	2.25	30.00	2.31	30.80	2.32	
20		38.4	21.80	1.99	23.60	2.31	25.80	2.70	28.00	3.03	28.80	3.11	30.00	3.19	30.80	3.24	
		57.0	21.80	1.93	23.60	2.25	25.80	2.63	28.00	2.95	28.80	3.03	30.00	3.11	30.80	3.16	
		96.0	21.80	1.80	23.60	2.13	25.80	2.48	28.00	2.79	28.80	2.86	30.00	2.93	30.80	2.99	
		120.0	21.80	1.74	23.60	2.09	25.80	2.43	28.00	2.74	28.80	2.81	30.00	2.88	30.80	2.91	
		144.0	21.80	1.72	23.60	2.06	25.80	2.41	28.00	2.71	28.80	2.78	30.00	2.85	30.80	2.87	
25		38.4	21.80	2.43	23.60	2.82	25.80	3.29	28.00	3.70	28.80	3.80	30.00	3.89	30.80	3.95	
		57.0	21.80	2.35	23.60	2.75	25.80	3.20	28.00	3.60	28.80	3.70	30.00	3.79	30.80	3.85	
		96.0	21.80	2.19	23.60	2.60	25.80	3.02	28.00	3.40	28.80	3.49	30.00	3.58	30.80	3.64	
		120.0	21.80	2.13	23.60	2.54	25.80	2.96	28.00	3.34	28.80	3.42	30.00	3.51	30.80	3.55	
		144.0	21.80	2.10	23.60	2.52	25.80	2.93	28.00	3.30	28.80	3.39	30.00	3.48	30.80	3.50	
30		38.4	21.80	2.98	23.60	3.48	25.80	4.05	28.00	4.56	28.80	4.66	30.00	4.77	30.80	4.87	
		57.0	21.80	2.89	23.60	3.39	25.80	3.94	28.00	4.44	28.80	4.54	30.00	4.65	30.80	4.74	
		96.0	21.80	2.69	23.60	3.19	25.80	3.72	28.00	4.19	28.80	4.29	30.00	4.40	30.80	4.48	
		120.0	21.80	2.62	23.60	3.13	25.80	3.64	28.00	4.11	28.80	4.21	30.00	4.32	30.80	4.36	
		144.0	21.80	2.58	23.60	3.09	25.80	3.61	28.00	4.07	28.80	4.17	30.00	4.28	30.80	4.30	
35		38.4	20.80	3.15	22.50	3.66	24.50	4.27	26.60	4.81	27.40	4.92	28.50	5.04	29.30	5.13	
		57.0	20.80	3.05	22.50	3.57	24.50	4.16	26.60	4.68	27.40	4.79	28.50	4.91	29.30	5.00	
		96.0	20.80	2.84	22.50	3.37	24.50	3.93	26.60	4.42	27.40	4.53	28.50	4.65	29.30	4.73	
		120.0	20.80	2.77	22.50	3.30	24.50	3.85	26.60	4.34	27.40	4.44	28.50	4.56	29.30	4.60	
		144.0	20.80	2.73	22.50	3.26	24.50	3.80	26.60	4.30	27.40	4.40	28.50	4.51	29.30	4.54	
40		38.4	19.60	3.54	21.30	4.11	23.20	4.79	25.20	5.39	26.00	5.52	27.00	5.66	27.70	5.75	
		57.0	19.60	3.43	21.30	4.01	23.20	4.67	25.20	5.25	26.00	5.38	27.00	5.51	27.70	5.60	
		96.0	19.60	3.19	21.30	3.79	23.20	4.41	25.20	4.96	26.00	5.08	27.00	5.21	27.70	5.30	
		120.0	19.60	3.11	21.30	3.70	23.20	4.32	25.20	4.86	26.00	4.98	27.00	5.11	27.70	5.16	
		144.0	19.60	3.06	21.30	3.66	23.20	4.27	25.20	4.81	26.00	4.93	27.00	5.06	27.70	5.09	
45		38.4	18.50	3.93	20.10	4.56	21.90	5.32	23.80	5.98	24.50	6.12	25.50	6.27	26.20	6.38	
		57.0	18.50	3.80	20.10	4.44	21.90	5.18	23.80	5.83	24.50	5.96	25.50	6.11	26.20	6.22	
		96.0	18.50	3.53	20.10	4.20	21.90	4.89	23.80	5.50	24.50	5.63	25.50	5.77	26.20	5.88	
		120.0	18.50	3.44	20.10	4.11	21.90	4.79	23.80	5.39	24.50	5.52	25.50	5.66	26.20	5.72	
		144.0	18.50	3.40	20.10	4.06	21.90	4.74	23.80	5.33	24.50	5.47	25.50	5.61	26.20	5.64	
90		10	38.4	19.60	1.02	21.30	1.18	23.20	1.38	25.20	1.56	26.00	1.59	27.00	1.63	27.70	1.68
			57.0	19.60	0.99	21.30	1.15	23.20	1.34	25.20	1.52	26.00	1.55	27.00	1.59	27.70	1.63
			96.0	19.60	0.93	21.30	1.10	23.20	1.27	25.20	1.45	26.00	1.48	27.00	1.52	27.70	1.54
			120.0	19.60	0.90	21.30	1.06	23.20	1.25	25.20	1.40	26.00	1.45	27.00	1.49	27.70	1.49

7. Capacity Tables

Combi. (%)	Inlet Water Temp. (°C)	Water Flow Rate (LPM)	Indoor Air Temp. (°C, DB/WB)														
			20.0 / 14.0		23.0 / 16.0		26.0 / 18.0		27.0 / 19.0		28.0 / 20.0		30.0 / 22.0		32.0 / 24.0		
			TC	PI	TC	PI	TC	PI	TC	PI	TC	PI	TC	PI	TC	PI	
90	10	144.0	19.60	0.89	21.30	1.05	23.20	1.24	25.20	1.38	26.00	1.43	27.00	1.48	27.70	1.46	
	15	38.4	19.60	1.39	21.30	1.61	23.20	1.88	25.20	2.12	26.00	2.17	27.00	2.22	27.70	2.27	
		57.0	19.60	1.35	21.30	1.57	23.20	1.83	25.20	2.07	26.00	2.12	27.00	2.17	27.70	2.21	
		96.0	19.60	1.26	21.30	1.49	23.20	1.73	25.20	1.95	26.00	2.00	27.00	2.05	27.70	2.09	
		120.0	19.60	1.22	21.30	1.45	23.20	1.70	25.20	1.91	26.00	1.96	27.00	2.01	27.70	2.03	
		144.0	19.60	1.20	21.30	1.43	23.20	1.68	25.20	1.89	26.00	1.94	27.00	1.99	27.70	2.00	
	20	38.4	19.60	1.72	21.30	1.99	23.20	2.32	25.20	2.62	26.00	2.68	27.00	2.75	27.70	2.79	
		57.0	19.60	1.67	21.30	1.94	23.20	2.26	25.20	2.55	26.00	2.61	27.00	2.68	27.70	2.72	
		96.0	19.60	1.55	21.30	1.83	23.20	2.13	25.20	2.40	26.00	2.46	27.00	2.52	27.70	2.57	
		120.0	19.60	1.50	21.30	1.80	23.20	2.10	25.20	2.36	26.00	2.42	27.00	2.48	27.70	2.51	
		144.0	19.60	1.48	21.30	1.78	23.20	2.08	25.20	2.33	26.00	2.39	27.00	2.45	27.70	2.47	
	25	38.4	19.60	2.09	21.30	2.43	23.20	2.83	25.20	3.19	26.00	3.26	27.00	3.35	27.70	3.41	
		57.0	19.60	2.03	21.30	2.37	23.20	2.76	25.20	3.11	26.00	3.18	27.00	3.26	27.70	3.32	
		96.0	19.60	1.89	21.30	2.24	23.20	2.60	25.20	2.93	26.00	3.00	27.00	3.08	27.70	3.14	
		120.0	19.60	1.83	21.30	2.18	23.20	2.55	25.20	2.87	26.00	2.95	27.00	3.02	27.70	3.05	
		144.0	19.60	1.81	21.30	2.16	23.20	2.53	25.20	2.84	26.00	2.92	27.00	2.99	27.70	3.01	
	30	38.4	19.60	2.57	21.30	2.99	23.20	3.48	25.20	3.93	26.00	4.01	27.00	4.11	27.70	4.19	
		57.0	19.60	2.49	21.30	2.91	23.20	3.39	25.20	3.83	26.00	3.91	27.00	4.01	27.70	4.08	
		96.0	19.60	2.32	21.30	2.75	23.20	3.20	25.20	3.61	26.00	3.70	27.00	3.79	27.70	3.85	
		120.0	19.60	2.25	21.30	2.69	23.20	3.14	25.20	3.54	26.00	3.62	27.00	3.72	27.70	3.76	
		144.0	19.60	2.22	21.30	2.67	23.20	3.10	25.20	3.51	26.00	3.58	27.00	3.68	27.70	3.71	
	35	38.4	19.10	2.78	20.70	3.23	22.50	3.76	24.50	4.23	25.20	4.33	26.20	4.43	26.90	4.52	
		57.0	19.10	2.69	20.70	3.14	22.50	3.66	24.50	4.12	25.20	4.22	26.20	4.32	26.90	4.40	
		96.0	19.10	2.50	20.70	2.96	22.50	3.46	24.50	3.89	25.20	3.98	26.20	4.09	26.90	4.16	
		120.0	19.10	2.43	20.70	2.90	22.50	3.38	24.50	3.82	25.20	3.91	26.20	4.01	26.90	4.05	
		144.0	19.10	2.40	20.70	2.87	22.50	3.34	24.50	3.78	25.20	3.88	26.20	3.97	26.90	3.99	
	40	38.4	18.60	3.19	20.10	3.70	21.90	4.31	23.80	4.86	24.50	4.97	25.50	5.09	26.20	5.18	
		57.0	18.60	3.09	20.10	3.60	21.90	4.20	23.80	4.73	24.50	4.84	25.50	4.96	26.20	5.05	
		96.0	18.60	2.87	20.10	3.40	21.90	3.97	23.80	4.47	24.50	4.58	25.50	4.69	26.20	4.78	
		120.0	18.60	2.79	20.10	3.34	21.90	3.89	23.80	4.38	24.50	4.49	25.50	4.61	26.20	4.65	
		144.0	18.60	2.75	20.10	3.30	21.90	3.85	23.80	4.34	24.50	4.44	25.50	4.57	26.20	4.59	
	45	38.4	18.00	3.60	19.50	4.18	21.30	4.86	23.10	5.49	23.80	5.62	24.70	5.76	25.40	5.85	
		57.0	18.00	3.49	19.50	4.07	21.30	4.74	23.10	5.34	23.80	5.48	24.70	5.61	25.40	5.70	
		96.0	18.00	3.25	19.50	3.85	21.30	4.49	23.10	5.04	23.80	5.18	24.70	5.30	25.40	5.40	
		120.0	18.00	3.15	19.50	3.77	21.30	4.40	23.10	4.95	23.80	5.07	24.70	5.21	25.40	5.26	
		144.0	18.00	3.10	19.50	3.73	21.30	4.35	23.10	4.91	23.80	5.01	24.70	5.16	25.40	5.19	
	80	10	38.4	17.50	0.87	18.90	0.99	20.60	1.15	22.40	1.32	23.10	1.34	24.00	1.38	24.60	1.39
			57.0	17.50	0.84	18.90	0.97	20.60	1.12	22.40	1.28	23.10	1.31	24.00	1.34	24.60	1.35
			96.0	17.50	0.77	18.90	0.93	20.60	1.07	22.40	1.20	23.10	1.24	24.00	1.26	24.60	1.28
			120.0	17.50	0.76	18.90	0.90	20.60	1.05	22.40	1.18	23.10	1.20	24.00	1.24	24.60	1.25
			144.0	17.50	0.76	18.90	0.88	20.60	1.04	22.40	1.17	23.10	1.18	24.00	1.23	24.60	1.24
		15	38.4	17.50	1.17	18.90	1.35	20.60	1.57	22.40	1.78	23.10	1.82	24.00	1.86	24.60	1.89
			57.0	17.50	1.13	18.90	1.32	20.60	1.53	22.40	1.73	23.10	1.77	24.00	1.81	24.60	1.84
			96.0	17.50	1.05	18.90	1.25	20.60	1.45	22.40	1.63	23.10	1.68	24.00	1.71	24.60	1.74
			120.0	17.50	1.03	18.90	1.22	20.60	1.42	22.40	1.60	23.10	1.64	24.00	1.68	24.60	1.70
144.0			17.50	1.01	18.90	1.20	20.60	1.41	22.40	1.59	23.10	1.62	24.00	1.67	24.60	1.68	
20		38.4	17.50	1.43	18.90	1.67	20.60	1.95	22.40	2.19	23.10	2.24	24.00	2.30	24.60	2.34	
		57.0	17.50	1.38	18.90	1.62	20.60	1.90	22.40	2.13	23.10	2.19	24.00	2.24	24.60	2.28	
		96.0	17.50	1.29	18.90	1.53	20.60	1.79	22.40	2.01	23.10	2.07	24.00	2.12	24.60	2.15	
		120.0	17.50	1.26	18.90	1.50	20.60	1.75	22.40	1.98	23.10	2.03	24.00	2.08	24.60	2.10	
		144.0	17.50	1.24	18.90	1.49	20.60	1.73	22.40	1.96	23.10	2.01	24.00	2.06	24.60	2.06	
25		38.4	17.50	1.76	18.90	2.04	20.60	2.37	22.40	2.67	23.10	2.74	24.00	2.81	24.60	2.85	
		57.0	17.50	1.70	18.90	1.99	20.60	2.31	22.40	2.60	23.10	2.67	24.00	2.74	24.60	2.78	
		96.0	17.50	1.58	18.90	1.87	20.60	2.18	22.40	2.46	23.10	2.51	24.00	2.58	24.60	2.63	
		120.0	17.50	1.53	18.90	1.83	20.60	2.14	22.40	2.41	23.10	2.47	24.00	2.54	24.60	2.56	

7. Capacity Tables

Combi. (%)	Inlet Water Temp. (°C)	Water Flow Rate (LPM)	Indoor Air Temp. (°C, DB/WB)														
			20.0 / 14.0		23.0 / 16.0		26.0 / 18.0		27.0 / 19.0		28.0 / 20.0		30.0 / 22.0		32.0 / 24.0		
			TC	PI	TC	PI	TC	PI	TC	PI	TC	PI	TC	PI	TC	PI	
80	25	144.0	17.50	1.51	18.90	1.81	20.60	2.12	22.40	2.38	23.10	2.45	24.00	2.51	24.60	2.52	
	30	38.4	17.50	2.15	18.90	2.50	20.60	2.92	22.40	3.29	23.10	3.36	24.00	3.44	24.60	3.51	
		57.0	17.50	2.09	18.90	2.44	20.60	2.85	22.40	3.20	23.10	3.28	24.00	3.35	24.60	3.42	
		96.0	17.50	1.95	18.90	2.30	20.60	2.69	22.40	3.02	23.10	3.10	24.00	3.17	24.60	3.23	
		120.0	17.50	1.89	18.90	2.25	20.60	2.63	22.40	2.96	23.10	3.04	24.00	3.11	24.60	3.15	
		144.0	17.50	1.87	18.90	2.23	20.60	2.60	22.40	2.93	23.10	3.01	24.00	3.08	24.60	3.11	
	35	38.4	17.50	2.40	18.90	2.78	20.60	3.24	22.40	3.65	23.10	3.74	24.00	3.83	24.60	3.90	
		57.0	17.50	2.32	18.90	2.71	20.60	3.16	22.40	3.56	23.10	3.64	24.00	3.73	24.60	3.80	
		96.0	17.50	2.16	18.90	2.56	20.60	2.99	22.40	3.36	23.10	3.44	24.00	3.52	24.60	3.59	
		120.0	17.50	2.10	18.90	2.51	20.60	2.93	22.40	3.29	23.10	3.37	24.00	3.46	24.60	3.49	
		144.0	17.50	2.07	18.90	2.48	20.60	2.90	22.40	3.26	23.10	3.34	24.00	3.43	24.60	3.45	
	40	38.4	17.50	2.84	18.90	3.30	20.60	3.84	22.40	4.33	23.10	4.43	24.00	4.54	24.60	4.62	
		57.0	17.50	2.75	18.90	3.21	20.60	3.74	22.40	4.22	23.10	4.31	24.00	4.42	24.60	4.50	
		96.0	17.50	2.56	18.90	3.03	20.60	3.53	22.40	3.98	23.10	4.07	24.00	4.18	24.60	4.25	
		120.0	17.50	2.48	18.90	2.97	20.60	3.46	22.40	3.90	23.10	4.00	24.00	4.10	24.60	4.14	
		144.0	17.50	2.45	18.90	2.94	20.60	3.42	22.40	3.86	23.10	3.96	24.00	4.06	24.60	4.08	
	45	38.4	17.50	3.28	18.90	3.82	20.60	4.44	22.40	5.00	23.10	5.11	24.00	5.25	24.60	5.33	
		57.0	17.50	3.18	18.90	3.72	20.60	4.32	22.40	4.87	23.10	4.98	24.00	5.11	24.60	5.19	
		96.0	17.50	2.96	18.90	3.50	20.60	4.08	22.40	4.60	23.10	4.70	24.00	4.83	24.60	4.91	
		120.0	17.50	2.87	18.90	3.43	20.60	3.99	22.40	4.50	23.10	4.62	24.00	4.74	24.60	4.78	
		144.0	17.50	2.82	18.90	3.40	20.60	3.94	22.40	4.46	23.10	4.58	24.00	4.69	24.60	4.72	
	70	10	38.4	15.30	0.71	16.60	0.83	18.00	0.96	19.60	1.08	20.20	1.12	21.00	1.15	21.50	1.15
			57.0	15.30	0.69	16.60	0.80	18.00	0.93	19.60	1.06	20.20	1.09	21.00	1.12	21.50	1.12
			96.0	15.30	0.65	16.60	0.75	18.00	0.88	19.60	1.01	20.20	1.03	21.00	1.06	21.50	1.07
120.0			15.30	0.63	16.60	0.74	18.00	0.87	19.60	0.98	20.20	1.00	21.00	1.03	21.50	1.04	
144.0			15.30	0.63	16.60	0.73	18.00	0.86	19.60	0.96	20.20	0.98	21.00	1.01	21.50	1.03	
15		38.4	15.30	0.97	16.60	1.13	18.00	1.31	19.60	1.47	20.20	1.51	21.00	1.55	21.50	1.57	
		57.0	15.30	0.94	16.60	1.10	18.00	1.27	19.60	1.43	20.20	1.47	21.00	1.51	21.50	1.53	
		96.0	15.30	0.88	16.60	1.03	18.00	1.20	19.60	1.36	20.20	1.39	21.00	1.43	21.50	1.45	
		120.0	15.30	0.85	16.60	1.01	18.00	1.18	19.60	1.33	20.20	1.36	21.00	1.40	21.50	1.41	
		144.0	15.30	0.84	16.60	1.00	18.00	1.17	19.60	1.32	20.20	1.35	21.00	1.38	21.50	1.40	
20		38.4	15.30	1.20	16.60	1.39	18.00	1.62	19.60	1.83	20.20	1.86	21.00	1.91	21.50	1.95	
		57.0	15.30	1.16	16.60	1.35	18.00	1.58	19.60	1.78	20.20	1.81	21.00	1.86	21.50	1.90	
		96.0	15.30	1.08	16.60	1.28	18.00	1.49	19.60	1.68	20.20	1.71	21.00	1.76	21.50	1.79	
		120.0	15.30	1.05	16.60	1.25	18.00	1.46	19.60	1.65	20.20	1.68	21.00	1.73	21.50	1.74	
		144.0	15.30	1.03	16.60	1.23	18.00	1.44	19.60	1.63	20.20	1.67	21.00	1.71	21.50	1.72	
25		38.4	15.30	1.46	16.60	1.70	18.00	1.97	19.60	2.22	20.20	2.27	21.00	2.33	21.50	2.37	
		57.0	15.30	1.41	16.60	1.65	18.00	1.92	19.60	2.16	20.20	2.22	21.00	2.27	21.50	2.31	
		96.0	15.30	1.32	16.60	1.56	18.00	1.82	19.60	2.04	20.20	2.10	21.00	2.15	21.50	2.18	
		120.0	15.30	1.28	16.60	1.53	18.00	1.78	19.60	2.01	20.20	2.05	21.00	2.10	21.50	2.12	
		144.0	15.30	1.26	16.60	1.51	18.00	1.76	19.60	1.99	20.20	2.03	21.00	2.08	21.50	2.09	
30		38.4	15.30	1.79	16.60	2.08	18.00	2.43	19.60	2.73	20.20	2.80	21.00	2.87	21.50	2.92	
		57.0	15.30	1.74	16.60	2.03	18.00	2.37	19.60	2.66	20.20	2.73	21.00	2.80	21.50	2.85	
		96.0	15.30	1.62	16.60	1.92	18.00	2.23	19.60	2.51	20.20	2.57	21.00	2.64	21.50	2.69	
		120.0	15.30	1.57	16.60	1.88	18.00	2.18	19.60	2.46	20.20	2.53	21.00	2.59	21.50	2.62	
	144.0	15.30	1.55	16.60	1.86	18.00	2.16	19.60	2.44	20.20	2.51	21.00	2.56	21.50	2.58		
35	38.4	15.30	1.99	16.60	2.31	18.00	2.70	19.60	3.03	20.20	3.11	21.00	3.19	21.50	3.24		
	57.0	15.30	1.93	16.60	2.25	18.00	2.63	19.60	2.95	20.20	3.03	21.00	3.11	21.50	3.16		
	96.0	15.30	1.80	16.60	2.13	18.00	2.48	19.60	2.79	20.20	2.86	21.00	2.93	21.50	2.99		
	120.0	15.30	1.74	16.60	2.08	18.00	2.43	19.60	2.74	20.20	2.81	21.00	2.88	21.50	2.91		
	144.0	15.30	1.72	16.60	2.05	18.00	2.41	19.60	2.71	20.20	2.78	21.00	2.85	21.50	2.87		
40	38.4	15.30	2.36	16.60	2.74	18.00	3.19	19.60	3.60	20.20	3.68	21.00	3.77	21.50	3.84		
	57.0	15.30	2.28	16.60	2.67	18.00	3.11	19.60	3.51	20.20	3.59	21.00	3.67	21.50	3.74		
	96.0	15.30	2.12	16.60	2.52	18.00	2.94	19.60	3.31	20.20	3.39	21.00	3.47	21.50	3.54		
	120.0	15.30	2.07	16.60	2.47	18.00	2.87	19.60	3.24	20.20	3.32	21.00	3.41	21.50	3.44		

7. Capacity Tables

Combi. (%)	Inlet Water Temp. (°C)	Water Flow Rate (LPM)	Indoor Air Temp. (°C, DB/WB)														
			20.0 / 14.0		23.0 / 16.0		26.0 / 18.0		27.0 / 19.0		28.0 / 20.0		30.0 / 22.0		32.0 / 24.0		
			TC	PI	TC	PI	TC	PI	TC	PI	TC	PI	TC	PI	TC	PI	
70	40	144.0	15.30	2.03	16.60	2.44	18.00	2.84	19.60	3.21	20.20	3.29	21.00	3.38	21.50	3.39	
	45	38.4	15.30	2.73	16.60	3.16	18.00	3.69	19.60	4.16	20.20	4.25	21.00	4.36	21.50	4.44	
		57.0	15.30	2.64	16.60	3.08	18.00	3.60	19.60	4.05	20.20	4.14	21.00	4.25	21.50	4.33	
		96.0	15.30	2.45	16.60	2.91	18.00	3.40	19.60	3.82	20.20	3.92	21.00	4.01	21.50	4.09	
		120.0	15.30	2.39	16.60	2.86	18.00	3.31	19.60	3.74	20.20	3.84	21.00	3.94	21.50	3.97	
		144.0	15.30	2.35	16.60	2.83	18.00	3.27	19.60	3.70	20.20	3.80	21.00	3.91	21.50	3.91	
60	10	38.4	13.10	0.60	14.20	0.66	15.40	0.76	16.80	0.87	17.30	0.89	18.00	0.90	18.50	0.92	
		57.0	13.10	0.60	14.20	0.64	15.40	0.74	16.80	0.85	17.30	0.86	18.00	0.88	18.50	0.90	
		96.0	13.10	0.60	14.20	0.60	15.40	0.71	16.80	0.80	17.30	0.81	18.00	0.84	18.50	0.86	
		120.0	13.10	0.60	14.20	0.60	15.40	0.70	16.80	0.78	17.30	0.80	18.00	0.82	18.50	0.84	
		144.0	13.10	0.60	14.20	0.60	15.40	0.69	16.80	0.78	17.30	0.79	18.00	0.81	18.50	0.82	
	15	38.4	13.10	0.77	14.20	0.90	15.40	1.04	16.80	1.18	17.30	1.21	18.00	1.23	18.50	1.25	
		57.0	13.10	0.75	14.20	0.87	15.40	1.02	16.80	1.15	17.30	1.18	18.00	1.20	18.50	1.22	
		96.0	13.10	0.70	14.20	0.82	15.40	0.97	16.80	1.08	17.30	1.11	18.00	1.14	18.50	1.16	
		120.0	13.10	0.67	14.20	0.81	15.40	0.94	16.80	1.06	17.30	1.08	18.00	1.11	18.50	1.13	
		144.0	13.10	0.66	14.20	0.80	15.40	0.93	16.80	1.05	17.30	1.07	18.00	1.10	18.50	1.11	
	20	38.4	13.10	0.95	14.20	1.11	15.40	1.29	16.80	1.45	17.30	1.49	18.00	1.52	18.50	1.55	
		57.0	13.10	0.92	14.20	1.08	15.40	1.26	16.80	1.41	17.30	1.45	18.00	1.48	18.50	1.51	
		96.0	13.10	0.86	14.20	1.02	15.40	1.19	16.80	1.34	17.30	1.37	18.00	1.40	18.50	1.43	
		120.0	13.10	0.84	14.20	1.00	15.40	1.16	16.80	1.31	17.30	1.34	18.00	1.38	18.50	1.39	
		144.0	13.10	0.83	14.20	0.98	15.40	1.14	16.80	1.29	17.30	1.32	18.00	1.37	18.50	1.37	
	25	38.4	13.10	1.16	14.20	1.35	15.40	1.58	16.80	1.77	17.30	1.81	18.00	1.85	18.50	1.89	
		57.0	13.10	1.12	14.20	1.31	15.40	1.53	16.80	1.72	17.30	1.76	18.00	1.80	18.50	1.84	
		96.0	13.10	1.05	14.20	1.24	15.40	1.44	16.80	1.63	17.30	1.67	18.00	1.71	18.50	1.74	
		120.0	13.10	1.02	14.20	1.21	15.40	1.41	16.80	1.59	17.30	1.64	18.00	1.68	18.50	1.70	
		144.0	13.10	1.00	14.20	1.20	15.40	1.40	16.80	1.57	17.30	1.62	18.00	1.66	18.50	1.68	
	30	38.4	13.10	1.43	14.20	1.66	15.40	1.93	16.80	2.17	17.30	2.23	18.00	2.28	18.50	2.33	
		57.0	13.10	1.38	14.20	1.62	15.40	1.88	16.80	2.12	17.30	2.17	18.00	2.22	18.50	2.27	
		96.0	13.10	1.29	14.20	1.53	15.40	1.78	16.80	2.01	17.30	2.05	18.00	2.10	18.50	2.14	
		120.0	13.10	1.25	14.20	1.50	15.40	1.74	16.80	1.97	17.30	2.01	18.00	2.07	18.50	2.09	
		144.0	13.10	1.23	14.20	1.48	15.40	1.72	16.80	1.95	17.30	1.99	18.00	2.05	18.50	2.06	
	35	38.4	13.10	1.59	14.20	1.85	15.40	2.15	16.80	2.42	17.30	2.48	18.00	2.54	18.50	2.59	
		57.0	13.10	1.54	14.20	1.80	15.40	2.10	16.80	2.36	17.30	2.42	18.00	2.47	18.50	2.52	
		96.0	13.10	1.43	14.20	1.70	15.40	1.98	16.80	2.23	17.30	2.28	18.00	2.33	18.50	2.38	
		120.0	13.10	1.39	14.20	1.66	15.40	1.94	16.80	2.18	17.30	2.24	18.00	2.30	18.50	2.32	
		144.0	13.10	1.37	14.20	1.64	15.40	1.92	16.80	2.16	17.30	2.21	18.00	2.28	18.50	2.29	
	40	38.4	13.10	1.88	14.20	2.18	15.40	2.55	16.80	2.87	17.30	2.94	18.00	3.00	18.50	3.06	
		57.0	13.10	1.82	14.20	2.13	15.40	2.48	16.80	2.79	17.30	2.86	18.00	2.93	18.50	2.98	
		96.0	13.10	1.70	14.20	2.01	15.40	2.34	16.80	2.63	17.30	2.70	18.00	2.77	18.50	2.82	
		120.0	13.10	1.65	14.20	1.97	15.40	2.30	16.80	2.58	17.30	2.65	18.00	2.72	18.50	2.75	
		144.0	13.10	1.62	14.20	1.95	15.40	2.27	16.80	2.55	17.30	2.62	18.00	2.69	18.50	2.71	
	45	38.4	13.10	2.16	14.20	2.51	15.40	2.94	16.80	3.32	17.30	3.39	18.00	3.46	18.50	3.54	
		57.0	13.10	2.10	14.20	2.45	15.40	2.87	16.80	3.23	17.30	3.30	18.00	3.38	18.50	3.45	
		96.0	13.10	1.97	14.20	2.33	15.40	2.71	16.80	3.04	17.30	3.12	18.00	3.20	18.50	3.26	
		120.0	13.10	1.90	14.20	2.27	15.40	2.66	16.80	2.98	17.30	3.06	18.00	3.14	18.50	3.17	
		144.0	13.10	1.87	14.20	2.25	15.40	2.63	16.80	2.95	17.30	3.03	18.00	3.10	18.50	3.13	
	50	10	38.4	10.90	0.60	11.80	0.60	12.90	0.60	14.00	0.64	14.40	0.65	15.00	0.68	15.40	0.69
			57.0	10.90	0.60	11.80	0.60	12.90	0.60	14.00	0.63	14.40	0.64	15.00	0.66	15.40	0.67
			96.0	10.90	0.60	11.80	0.60	12.90	0.60	14.00	0.60	14.40	0.62	15.00	0.62	15.40	0.63
			120.0	10.90	0.60	11.80	0.60	12.90	0.60	14.00	0.60	14.40	0.60	15.00	0.61	15.40	0.61
			144.0	10.90	0.60	11.80	0.60	12.90	0.60	14.00	0.60	14.40	0.60	15.00	0.61	15.40	0.60
		15	38.4	10.90	0.60	11.80	0.67	12.90	0.78	14.00	0.87	14.40	0.90	15.00	0.92	15.40	0.94
			57.0	10.90	0.60	11.80	0.65	12.90	0.76	14.00	0.85	14.40	0.88	15.00	0.90	15.40	0.91
			96.0	10.90	0.60	11.80	0.61	12.90	0.72	14.00	0.81	14.40	0.83	15.00	0.85	15.40	0.86
		120.0	10.90	0.60	11.80	0.61	12.90	0.70	14.00	0.79	14.40	0.81	15.00	0.83	15.40	0.84	

7. Capacity Tables

Combi. (%)	Inlet Water Temp. (°C)	Water Flow Rate (LPM)	Indoor Air Temp. (°C, DB/WB)													
			20.0 / 14.0		23.0 / 16.0		26.0 / 18.0		27.0 / 19.0		28.0 / 20.0		30.0 / 22.0		32.0 / 24.0	
			TC	PI	TC	PI	TC	PI	TC	PI	TC	PI	TC	PI	TC	PI
50	15	144.0	10.90	0.60	11.80	0.60	12.90	0.70	14.00	0.79	14.40	0.80	15.00	0.82	15.40	0.83
	20	38.4	10.90	0.71	11.80	0.83	12.90	0.96	14.00	1.08	14.40	1.11	15.00	1.13	15.40	1.16
		57.0	10.90	0.69	11.80	0.81	12.90	0.93	14.00	1.05	14.40	1.08	15.00	1.10	15.40	1.13
		96.0	10.90	0.64	11.80	0.76	12.90	0.88	14.00	1.00	14.40	1.02	15.00	1.05	15.40	1.06
		120.0	10.90	0.62	11.80	0.74	12.90	0.87	14.00	0.98	14.40	1.00	15.00	1.03	15.40	1.04
		144.0	10.90	0.61	11.80	0.73	12.90	0.86	14.00	0.97	14.40	1.00	15.00	1.01	15.40	1.03
	25	38.4	10.90	0.86	11.80	1.00	12.90	1.17	14.00	1.32	14.40	1.35	15.00	1.38	15.40	1.40
		57.0	10.90	0.83	11.80	0.98	12.90	1.14	14.00	1.28	14.40	1.31	15.00	1.34	15.40	1.37
		96.0	10.90	0.78	11.80	0.93	12.90	1.08	14.00	1.21	14.40	1.24	15.00	1.27	15.40	1.30
		120.0	10.90	0.76	11.80	0.91	12.90	1.05	14.00	1.19	14.40	1.22	15.00	1.25	15.40	1.26
		144.0	10.90	0.74	11.80	0.89	12.90	1.04	14.00	1.18	14.40	1.21	15.00	1.24	15.40	1.25
	30	38.4	10.90	1.07	11.80	1.24	12.90	1.45	14.00	1.63	14.40	1.67	15.00	1.70	15.40	1.73
		57.0	10.90	1.03	11.80	1.21	12.90	1.41	14.00	1.59	14.40	1.62	15.00	1.66	15.40	1.68
		96.0	10.90	0.96	11.80	1.14	12.90	1.32	14.00	1.50	14.40	1.53	15.00	1.57	15.40	1.59
		120.0	10.90	0.94	11.80	1.11	12.90	1.30	14.00	1.47	14.40	1.50	15.00	1.54	15.40	1.56
		144.0	10.90	0.92	11.80	1.10	12.90	1.29	14.00	1.45	14.40	1.49	15.00	1.53	15.40	1.54
	35	38.4	10.90	1.18	11.80	1.38	12.90	1.61	14.00	1.80	14.40	1.85	15.00	1.89	15.40	1.92
		57.0	10.90	1.14	11.80	1.34	12.90	1.56	14.00	1.75	14.40	1.80	15.00	1.84	15.40	1.87
		96.0	10.90	1.07	11.80	1.26	12.90	1.47	14.00	1.66	14.40	1.70	15.00	1.74	15.40	1.77
		120.0	10.90	1.04	11.80	1.24	12.90	1.44	14.00	1.63	14.40	1.67	15.00	1.71	15.40	1.73
		144.0	10.90	1.02	11.80	1.23	12.90	1.43	14.00	1.62	14.40	1.65	15.00	1.70	15.40	1.71
	40	38.4	10.90	1.41	11.80	1.63	12.90	1.90	14.00	2.14	14.40	2.19	15.00	2.24	15.40	2.28
		57.0	10.90	1.36	11.80	1.59	12.90	1.85	14.00	2.09	14.40	2.13	15.00	2.19	15.40	2.22
		96.0	10.90	1.26	11.80	1.50	12.90	1.74	14.00	1.97	14.40	2.01	15.00	2.07	15.40	2.10
		120.0	10.90	1.23	11.80	1.47	12.90	1.71	14.00	1.93	14.40	1.98	15.00	2.03	15.40	2.04
		144.0	10.90	1.21	11.80	1.45	12.90	1.70	14.00	1.91	14.40	1.96	15.00	2.01	15.40	2.01
	45	38.4	10.90	1.63	11.80	1.88	12.90	2.20	14.00	2.47	14.40	2.53	15.00	2.59	15.40	2.64
		57.0	10.90	1.58	11.80	1.83	12.90	2.14	14.00	2.41	14.40	2.47	15.00	2.53	15.40	2.57
		96.0	10.90	1.46	11.80	1.73	12.90	2.01	14.00	2.27	14.40	2.33	15.00	2.39	15.40	2.43
		120.0	10.90	1.41	11.80	1.69	12.90	1.98	14.00	2.23	14.40	2.28	15.00	2.34	15.40	2.36
		144.0	10.90	1.39	11.80	1.67	12.90	1.97	14.00	2.21	14.40	2.26	15.00	2.32	15.40	2.32

Note

- TC: Total Capacity(kW), PI : Power Input(kW)
- Capacity tables show the average value of conditions which may occur.
- The minimum flow rate of the product is based on 50% of the rated flow rate or the value indicated in the specification table, whichever is greater.
However, when the 'Variable Water Flow Valve Control KIT' is applied, the minimum flow rate is allowed to 40% (gray colored area) of the rated flow rate.
- If the flow rate is less than minimum flow rate and the indoor unit combination ratio exceeds 130%, ask to LG Electronics even if the 'Variable Water Flow Valve Control KIT' is applied.

7. Capacity Tables

CRWM120LAS5

Combi. (%)	Inlet Water Temp. (°C)	Water Flow Rate (LPM)	Indoor Air Temp. (°C, DB/WB)													
			20.0 / 14.0		23.0 / 16.0		26.0 / 18.0		27.0 / 19.0		28.0 / 20.0		30.0 / 22.0		32.0 / 24.0	
			TC	PI	TC	PI	TC	PI	TC	PI	TC	PI	TC	PI	TC	PI
130	10	46.0	31.20	1.72	33.80	2.02	36.80	2.36	40.00	2.64	41.20	2.70	42.90	2.79	44.00	2.83
		57.0	31.20	1.70	33.80	1.99	36.80	2.33	40.00	2.61	41.20	2.67	42.90	2.75	44.00	2.80
		115.0	31.20	1.57	33.80	1.84	36.80	2.15	40.00	2.43	41.20	2.50	42.90	2.55	44.00	2.62
		143.8	31.20	1.53	33.80	1.82	36.80	2.12	40.00	2.38	41.20	2.45	42.90	2.51	44.00	2.54
		170.0	31.20	1.49	33.80	1.80	36.80	2.09	40.00	2.33	41.20	2.40	42.90	2.47	44.00	2.47
	15	46.0	30.70	2.27	33.30	2.65	36.20	3.09	39.40	3.47	40.60	3.55	42.10	3.65	43.30	3.71
		57.0	30.70	2.24	33.30	2.61	36.20	3.05	39.40	3.43	40.60	3.51	42.10	3.60	43.30	3.67
		115.0	30.70	2.06	33.30	2.43	36.20	2.84	39.40	3.19	40.60	3.28	42.10	3.36	43.30	3.43
		143.8	30.70	2.00	33.30	2.39	36.20	2.78	39.40	3.13	40.60	3.21	42.10	3.30	43.30	3.35
		170.0	30.70	1.95	33.30	2.35	36.20	2.73	39.40	3.08	40.60	3.15	42.10	3.25	43.30	3.28
	20	46.0	30.30	2.76	32.80	3.21	35.70	3.74	38.80	4.21	40.00	4.31	41.50	4.41	42.70	4.49
		57.0	30.30	2.72	32.80	3.17	35.70	3.69	38.80	4.16	40.00	4.26	41.50	4.36	42.70	4.44
		115.0	30.30	2.49	32.80	2.96	35.70	3.44	38.80	3.87	40.00	3.97	41.50	4.08	42.70	4.16
		143.8	30.30	2.42	32.80	2.89	35.70	3.37	38.80	3.80	40.00	3.89	41.50	3.99	42.70	4.07
		170.0	30.30	2.36	32.80	2.83	35.70	3.31	38.80	3.74	40.00	3.82	41.50	3.91	42.70	3.99
	25	46.0	30.30	3.41	32.80	3.95	35.70	4.61	38.80	5.20	40.00	5.32	41.50	5.44	42.70	5.54
		57.0	30.30	3.36	32.80	3.90	35.70	4.55	38.80	5.13	40.00	5.25	41.50	5.37	42.70	5.47
		115.0	30.30	3.07	32.80	3.64	35.70	4.24	38.80	4.77	40.00	4.89	41.50	5.03	42.70	5.12
		143.8	30.30	2.98	32.80	3.56	35.70	4.16	38.80	4.68	40.00	4.80	41.50	4.93	42.70	5.01
		170.0	30.30	2.94	32.80	3.52	35.70	4.12	38.80	4.63	40.00	4.75	41.50	4.88	42.70	4.96
	30	46.0	30.30	4.09	32.80	4.75	35.70	5.53	38.80	6.23	40.00	6.38	41.50	6.54	42.70	6.64
		57.0	30.30	4.02	32.80	4.69	35.70	5.46	38.80	6.15	40.00	6.30	41.50	6.46	42.70	6.56
		115.0	30.30	3.68	32.80	4.37	35.70	5.09	38.80	5.73	40.00	5.87	41.50	6.03	42.70	6.15
		143.8	30.30	3.58	32.80	4.28	35.70	4.98	38.80	5.62	40.00	5.76	41.50	5.91	42.70	6.01
		170.0	30.30	3.49	32.80	4.20	35.70	4.88	38.80	5.52	40.00	5.66	41.50	5.80	42.70	5.88
	35	46.0	27.30	4.13	29.50	4.81	32.10	5.60	34.90	6.30	36.00	6.46	37.40	6.61	38.40	6.72
		57.0	27.30	4.07	29.50	4.75	32.10	5.53	34.90	6.22	36.00	6.38	37.40	6.53	38.40	6.64
		115.0	27.30	3.73	29.50	4.41	32.10	5.15	34.90	5.80	36.00	5.94	37.40	6.09	38.40	6.22
		143.8	27.30	3.63	29.50	4.32	32.10	5.04	34.90	5.68	36.00	5.83	37.40	5.98	38.40	6.08
		170.0	27.30	3.54	29.50	4.24	32.10	4.94	34.90	5.57	36.00	5.73	37.40	5.88	38.40	5.95
40	46.0	24.20	4.37	26.20	5.07	28.60	5.91	31.00	6.64	32.00	6.80	33.20	6.96	34.20	7.09	
	57.0	24.20	4.30	26.20	5.00	28.60	5.83	31.00	6.56	32.00	6.72	33.20	6.88	34.20	7.01	
	115.0	24.20	3.93	26.20	4.66	28.60	5.43	31.00	6.11	32.00	6.27	33.20	6.43	34.20	6.56	
	143.8	24.20	3.82	26.20	4.56	28.60	5.31	31.00	5.99	32.00	6.15	33.20	6.31	34.20	6.42	
	170.0	24.20	3.72	26.20	4.47	28.60	5.20	31.00	5.88	32.00	6.04	33.20	6.20	34.20	6.29	
45	46.0	21.20	4.60	23.00	5.32	25.00	6.21	27.20	6.99	28.00	7.14	29.00	7.31	29.90	7.47	
	57.0	21.20	4.53	23.00	5.25	25.00	6.13	27.20	6.90	28.00	7.05	29.00	7.22	29.90	7.38	
	115.0	21.20	4.13	23.00	4.91	25.00	5.72	27.20	6.43	28.00	6.60	29.00	6.77	29.90	6.90	
	143.8	21.20	4.01	23.00	4.80	25.00	5.59	27.20	6.31	28.00	6.47	29.00	6.64	29.90	6.76	
	170.0	21.20	3.90	23.00	4.70	25.00	5.47	27.20	6.20	28.00	6.35	29.00	6.52	29.90	6.63	
120	10	46.0	29.60	1.65	32.00	1.92	34.90	2.22	37.90	2.50	39.00	2.58	40.60	2.64	41.70	2.67
		57.0	29.60	1.62	32.00	1.89	34.90	2.19	37.90	2.47	39.00	2.54	40.60	2.60	41.70	2.64
		115.0	29.60	1.48	32.00	1.76	34.90	2.06	37.90	2.30	39.00	2.36	40.60	2.42	41.70	2.47
		143.8	29.60	1.43	32.00	1.71	34.90	2.01	37.90	2.25	39.00	2.32	40.60	2.37	41.70	2.42
		170.0	29.60	1.38	32.00	1.66	34.90	1.96	37.90	2.20	39.00	2.28	40.60	2.32	41.70	2.37
	15	46.0	29.20	2.18	31.60	2.54	34.50	2.95	37.50	3.32	38.60	3.41	40.10	3.49	41.20	3.54
		57.0	29.20	2.14	31.60	2.51	34.50	2.91	37.50	3.28	38.60	3.37	40.10	3.45	41.20	3.50
		115.0	29.20	1.96	31.60	2.33	34.50	2.72	37.50	3.06	38.60	3.13	40.10	3.21	41.20	3.28
		143.8	29.20	1.91	31.60	2.28	34.50	2.66	37.50	2.99	38.60	3.07	40.10	3.15	41.20	3.20
		170.0	29.20	1.86	31.60	2.23	34.50	2.61	37.50	2.93	38.60	3.02	40.10	3.10	41.20	3.13
	20	46.0	28.90	2.66	31.30	3.09	34.10	3.59	37.10	4.05	38.20	4.14	39.70	4.24	40.80	4.31
		57.0	28.90	2.62	31.30	3.05	34.10	3.54	37.10	4.00	38.20	4.09	39.70	4.19	40.80	4.26
		115.0	28.90	2.40	31.30	2.84	34.10	3.30	37.10	3.73	38.20	3.82	39.70	3.92	40.80	3.99
		143.8	28.90	2.33	31.30	2.78	34.10	3.24	37.10	3.65	38.20	3.74	39.70	3.84	40.80	3.90

7. Capacity Tables

Combi. (%)	Inlet Water Temp. (°C)	Water Flow Rate (LPM)	Indoor Air Temp. (°C, DB/WB)													
			20.0 / 14.0		23.0 / 16.0		26.0 / 18.0		27.0 / 19.0		28.0 / 20.0		30.0 / 22.0		32.0 / 24.0	
			TC	PI	TC	PI	TC	PI	TC	PI	TC	PI	TC	PI	TC	PI
120	20	170.0	28.90	2.27	31.30	2.73	34.10	3.19	37.10	3.58	38.20	3.67	39.70	3.77	40.80	3.82
	25	46.0	28.90	3.27	31.30	3.80	34.10	4.42	37.10	4.97	38.20	5.09	39.70	5.22	40.80	5.31
		57.0	28.90	3.22	31.30	3.75	34.10	4.36	37.10	4.91	38.20	5.03	39.70	5.15	40.80	5.25
		115.0	28.90	2.95	31.30	3.49	34.10	4.07	37.10	4.58	38.20	4.69	39.70	4.81	40.80	4.91
		143.8	28.90	2.86	31.30	3.41	34.10	3.98	37.10	4.49	38.20	4.60	39.70	4.72	40.80	4.79
		170.0	28.90	2.82	31.30	3.38	34.10	3.94	37.10	4.44	38.20	4.55	39.70	4.67	40.80	4.73
	30	46.0	28.90	3.94	31.30	4.59	34.10	5.35	37.10	6.02	38.20	6.16	39.70	6.31	40.80	6.42
		57.0	28.90	3.88	31.30	4.53	34.10	5.28	37.10	5.94	38.20	6.08	39.70	6.23	40.80	6.34
		115.0	28.90	3.56	31.30	4.22	34.10	4.91	37.10	5.53	38.20	5.67	39.70	5.82	40.80	5.93
		143.8	28.90	3.46	31.30	4.13	34.10	4.81	37.10	5.42	38.20	5.56	39.70	5.71	40.80	5.79
		170.0	28.90	3.37	31.30	4.05	34.10	4.72	37.10	5.32	38.20	5.46	39.70	5.61	40.80	5.66
	35	46.0	26.50	4.05	28.70	4.70	31.20	5.48	33.90	6.17	34.90	6.32	36.30	6.46	37.30	6.58
		57.0	26.50	3.98	28.70	4.64	31.20	5.41	33.90	6.09	34.90	6.24	36.30	6.38	37.30	6.50
		115.0	26.50	3.64	28.70	4.32	31.20	5.04	33.90	5.67	34.90	5.81	36.30	5.97	37.30	6.08
		143.8	26.50	3.54	28.70	4.23	31.20	4.94	33.90	5.56	34.90	5.70	36.30	5.85	37.30	5.94
		170.0	26.50	3.45	28.70	4.15	31.20	4.85	33.90	5.46	34.90	5.60	36.30	5.74	37.30	5.81
	40	46.0	24.00	4.35	26.00	5.06	28.30	5.90	30.80	6.63	31.70	6.79	32.90	6.96	33.80	7.08
		57.0	24.00	4.28	26.00	4.99	28.30	5.82	30.80	6.55	31.70	6.70	32.90	6.87	33.80	6.99
		115.0	24.00	3.93	26.00	4.65	28.30	5.42	30.80	6.10	31.70	6.25	32.90	6.42	33.80	6.54
		143.8	24.00	3.82	26.00	4.55	28.30	5.31	30.80	5.98	31.70	6.14	32.90	6.30	33.80	6.39
170.0		24.00	3.72	26.00	4.46	28.30	5.21	30.80	5.87	31.70	6.04	32.90	6.19	33.80	6.25	
45	46.0	21.50	4.66	23.30	5.41	25.40	6.32	27.70	7.10	28.50	7.27	29.60	7.45	30.40	7.59	
	57.0	21.50	4.59	23.30	5.34	25.40	6.24	27.70	7.01	28.50	7.18	29.60	7.36	30.40	7.50	
	115.0	21.50	4.21	23.30	4.98	25.40	5.81	27.70	6.54	28.50	6.69	29.60	6.87	30.40	7.01	
	143.8	21.50	4.09	23.30	4.87	25.40	5.69	27.70	6.41	28.50	6.58	29.60	6.75	30.40	6.84	
	170.0	21.50	3.98	23.30	4.77	25.40	5.58	27.70	6.29	28.50	6.48	29.60	6.64	30.40	6.69	
110	10	46.0	27.90	1.55	30.20	1.80	32.90	2.11	35.70	2.36	36.80	2.41	38.30	2.49	39.30	2.53
		57.0	27.90	1.53	30.20	1.78	32.90	2.08	35.70	2.33	36.80	2.38	38.30	2.46	39.30	2.50
		115.0	27.90	1.40	30.20	1.65	32.90	1.93	35.70	2.18	36.80	2.24	38.30	2.29	39.30	2.33
		143.8	27.90	1.36	30.20	1.62	32.90	1.88	35.70	2.14	36.80	2.17	38.30	2.25	39.30	2.27
		170.0	27.90	1.32	30.20	1.59	32.90	1.83	35.70	2.10	36.80	2.11	38.30	2.21	39.30	2.22
	15	46.0	27.70	2.08	30.00	2.42	32.70	2.82	35.50	3.17	36.60	3.25	38.00	3.33	39.10	3.39
		57.0	27.70	2.05	30.00	2.39	32.70	2.78	35.50	3.13	36.60	3.21	38.00	3.29	39.10	3.35
		115.0	27.70	1.87	30.00	2.22	32.70	2.59	35.50	2.92	36.60	2.99	38.00	3.07	39.10	3.12
		143.8	27.70	1.83	30.00	2.18	32.70	2.53	35.50	2.86	36.60	2.93	38.00	3.01	39.10	3.05
		170.0	27.70	1.79	30.00	2.14	32.70	2.48	35.50	2.81	36.60	2.88	38.00	2.96	39.10	2.99
	20	46.0	27.60	2.55	29.90	2.97	32.50	3.45	35.40	3.89	36.40	3.98	37.80	4.08	38.90	4.15
		57.0	27.60	2.51	29.90	2.93	32.50	3.41	35.40	3.84	36.40	3.93	37.80	4.03	38.90	4.10
		115.0	27.60	2.29	29.90	2.73	32.50	3.18	35.40	3.58	36.40	3.66	37.80	3.75	38.90	3.83
		143.8	27.60	2.24	29.90	2.67	32.50	3.11	35.40	3.51	36.40	3.60	37.80	3.69	38.90	3.74
		170.0	27.60	2.19	29.90	2.62	32.50	3.05	35.40	3.45	36.40	3.55	37.80	3.64	38.90	3.66
	25	46.0	27.60	3.12	29.90	3.63	32.50	4.23	35.40	4.76	36.40	4.87	37.80	4.99	38.90	5.08
		57.0	27.60	3.07	29.90	3.58	32.50	4.18	35.40	4.70	36.40	4.81	37.80	4.93	38.90	5.02
		115.0	27.60	2.82	29.90	3.34	32.50	3.89	35.40	4.38	36.40	4.49	37.80	4.60	38.90	4.69
		143.8	27.60	2.74	29.90	3.27	32.50	3.81	35.40	4.30	36.40	4.40	37.80	4.52	38.90	4.57
		170.0	27.60	2.69	29.90	3.23	32.50	3.77	35.40	4.25	36.40	4.35	37.80	4.47	38.90	4.51
30	46.0	27.60	3.80	29.90	4.42	32.50	5.15	35.40	5.80	36.40	5.94	37.80	6.08	38.90	6.19	
	57.0	27.60	3.74	29.90	4.36	32.50	5.08	35.40	5.73	36.40	5.87	37.80	6.01	38.90	6.11	
	115.0	27.60	3.43	29.90	4.07	32.50	4.74	35.40	5.33	36.40	5.47	37.80	5.61	38.90	5.71	
	143.8	27.60	3.34	29.90	3.98	32.50	4.64	35.40	5.23	36.40	5.36	37.80	5.50	38.90	5.57	
	170.0	27.60	3.26	29.90	3.90	32.50	4.55	35.40	5.14	36.40	5.26	37.80	5.40	38.90	5.44	
35	46.0	25.70	3.96	27.80	4.60	30.30	5.35	32.90	6.04	33.90	6.18	35.20	6.32	36.20	6.44	
	57.0	25.70	3.90	27.80	4.54	30.30	5.28	32.90	5.96	33.90	6.10	35.20	6.24	36.20	6.36	
	115.0	25.70	3.57	27.80	4.23	30.30	4.93	32.90	5.55	33.90	5.68	35.20	5.83	36.20	5.94	
	143.8	25.70	3.47	27.80	4.14	30.30	4.83	32.90	5.44	33.90	5.58	35.20	5.72	36.20	5.79	

7. Capacity Tables

Combi. (%)	Inlet Water Temp. (°C)	Water Flow Rate (LPM)	Indoor Air Temp. (°C, DB/WB)													
			20.0 / 14.0		23.0 / 16.0		26.0 / 18.0		27.0 / 19.0		28.0 / 20.0		30.0 / 22.0		32.0 / 24.0	
			TC	PI	TC	PI	TC	PI	TC	PI	TC	PI	TC	PI	TC	PI
110	35	170.0	25.70	3.38	27.80	4.06	30.30	4.74	32.90	5.34	33.90	5.49	35.20	5.62	36.20	5.65
		46.0	23.80	4.34	25.80	5.06	28.10	5.89	30.50	6.62	31.40	6.78	32.70	6.95	33.60	7.08
	40	57.0	23.80	4.27	25.80	4.99	28.10	5.82	30.50	6.54	31.40	6.69	32.70	6.86	33.60	6.99
		115.0	23.80	3.92	25.80	4.64	28.10	5.42	30.50	6.09	31.40	6.24	32.70	6.41	33.60	6.53
		143.8	23.80	3.81	25.80	4.54	28.10	5.31	30.50	5.98	31.40	6.13	32.70	6.29	33.60	6.36
		170.0	23.80	3.71	25.80	4.45	28.10	5.21	30.50	5.88	31.40	6.03	32.70	6.18	33.60	6.21
		46.0	21.90	4.73	23.80	5.52	25.80	6.42	28.10	7.21	28.90	7.39	30.10	7.57	30.90	7.71
	45	57.0	21.90	4.66	23.80	5.45	25.80	6.34	28.10	7.12	28.90	7.30	30.10	7.48	30.90	7.61
		115.0	21.90	4.27	23.80	5.06	25.80	5.90	28.10	6.64	28.90	6.80	30.10	6.98	30.90	7.11
		143.8	21.90	4.15	23.80	4.95	25.80	5.78	28.10	6.51	28.90	6.68	30.10	6.86	30.90	6.93
170.0		21.90	4.04	23.80	4.85	25.80	5.67	28.10	6.39	28.90	6.57	30.10	6.75	30.90	6.77	
46.0		26.20	1.47	28.40	1.71	30.90	1.96	33.60	2.24	34.60	2.27	35.90	2.34	37.00	2.39	
100	10	57.0	26.20	1.45	28.40	1.69	30.90	1.94	33.60	2.21	34.60	2.24	35.90	2.31	37.00	2.36
		115.0	26.20	1.33	28.40	1.56	30.90	1.82	33.60	2.06	34.60	2.10	35.90	2.15	37.00	2.20
		143.8	26.20	1.28	28.40	1.53	30.90	1.77	33.60	2.01	34.60	2.06	35.90	2.11	37.00	2.13
		170.0	26.20	1.23	28.40	1.50	30.90	1.72	33.60	1.96	34.60	2.02	35.90	2.07	37.00	2.07
		46.0	26.20	1.99	28.40	2.30	30.90	2.68	33.60	3.02	34.60	3.09	35.90	3.17	37.00	3.23
	15	57.0	26.20	1.96	28.40	2.27	30.90	2.65	33.60	2.98	34.60	3.05	35.90	3.13	37.00	3.19
		115.0	26.20	1.79	28.40	2.12	30.90	2.47	33.60	2.78	34.60	2.85	35.90	2.92	37.00	2.97
		143.8	26.20	1.73	28.40	2.07	30.90	2.41	33.60	2.73	34.60	2.79	35.90	2.86	37.00	2.89
		170.0	26.20	1.68	28.40	2.02	30.90	2.36	33.60	2.68	34.60	2.74	35.90	2.81	37.00	2.82
		46.0	26.20	2.44	28.40	2.83	30.90	3.31	33.60	3.72	34.60	3.82	35.90	3.91	37.00	3.97
20	57.0	26.20	2.40	28.40	2.80	30.90	3.27	33.60	3.67	34.60	3.77	35.90	3.86	37.00	3.92	
	115.0	26.20	2.20	28.40	2.62	30.90	3.05	33.60	3.42	34.60	3.51	35.90	3.60	37.00	3.66	
	143.8	26.20	2.14	28.40	2.56	30.90	2.98	33.60	3.36	34.60	3.44	35.90	3.53	37.00	3.57	
	170.0	26.20	2.09	28.40	2.51	30.90	2.92	33.60	3.31	34.60	3.38	35.90	3.47	37.00	3.49	
	46.0	26.20	2.98	28.40	3.46	30.90	4.03	33.60	4.54	34.60	4.66	35.90	4.77	37.00	4.85	
25	57.0	26.20	2.93	28.40	3.42	30.90	3.98	33.60	4.48	34.60	4.60	35.90	4.71	37.00	4.79	
	115.0	26.20	2.69	28.40	3.18	30.90	3.71	33.60	4.18	34.60	4.28	35.90	4.39	37.00	4.47	
	143.8	26.20	2.62	28.40	3.12	30.90	3.63	33.60	4.09	34.60	4.19	35.90	4.30	37.00	4.35	
	170.0	26.20	2.58	28.40	3.09	30.90	3.60	33.60	4.05	34.60	4.15	35.90	4.26	37.00	4.29	
	46.0	26.20	3.66	28.40	4.26	30.90	4.96	33.60	5.59	34.60	5.72	35.90	5.86	37.00	5.97	
30	57.0	26.20	3.60	28.40	4.21	30.90	4.90	33.60	5.52	34.60	5.65	35.90	5.79	37.00	5.90	
	115.0	26.20	3.30	28.40	3.92	30.90	4.56	33.60	5.14	34.60	5.26	35.90	5.40	37.00	5.50	
	143.8	26.20	3.21	28.40	3.84	30.90	4.47	33.60	5.04	34.60	5.17	35.90	5.30	37.00	5.35	
	170.0	26.20	3.13	28.40	3.77	30.90	4.39	33.60	4.95	34.60	5.09	35.90	5.21	37.00	5.21	
	46.0	24.90	3.87	27.00	4.50	29.40	5.23	31.90	5.90	32.90	6.04	34.20	6.18	35.10	6.30	
35	57.0	24.90	3.81	27.00	4.44	29.40	5.16	31.90	5.82	32.90	5.96	34.20	6.10	35.10	6.22	
	115.0	24.90	3.49	27.00	4.14	29.40	4.82	31.90	5.42	32.90	5.55	34.20	5.70	35.10	5.80	
	143.8	24.90	3.40	27.00	4.05	29.40	4.72	31.90	5.32	32.90	5.45	34.20	5.59	35.10	5.64	
	170.0	24.90	3.32	27.00	3.97	29.40	4.63	31.90	5.23	32.90	5.36	34.20	5.49	35.10	5.49	
	46.0	23.60	4.35	25.50	5.05	27.80	5.88	30.20	6.61	31.10	6.77	32.40	6.94	33.20	7.06	
40	57.0	23.60	4.28	25.50	4.98	27.80	5.81	30.20	6.53	31.10	6.68	32.40	6.85	33.20	6.97	
	115.0	23.60	3.91	25.50	4.64	27.80	5.41	30.20	6.09	31.10	6.23	32.40	6.39	33.20	6.51	
	143.8	23.60	3.81	25.50	4.54	27.80	5.30	30.20	5.97	31.10	6.11	32.40	6.27	33.20	6.33	
	170.0	23.60	3.72	25.50	4.45	27.80	5.20	30.20	5.86	31.10	6.00	32.40	6.16	33.20	6.17	
	46.0	22.20	4.83	24.10	5.60	26.30	6.52	28.60	7.33	29.40	7.51	30.60	7.70	31.40	7.82	
45	57.0	22.20	4.75	24.10	5.53	26.30	6.44	28.60	7.24	29.40	7.41	30.60	7.60	31.40	7.72	
	115.0	22.20	4.33	24.10	5.15	26.30	5.99	28.60	6.75	29.40	6.91	30.60	7.08	31.40	7.21	
	143.8	22.20	4.22	24.10	5.04	26.30	5.87	28.60	6.61	29.40	6.77	30.60	6.95	31.40	7.02	
	170.0	22.20	4.12	24.10	4.94	26.30	5.76	28.60	6.48	29.40	6.64	30.60	6.83	31.40	6.85	
	46.0	23.60	1.25	25.50	1.45	27.80	1.69	30.20	1.92	31.10	1.95	32.40	1.99	33.20	2.06	
90	10	57.0	23.60	1.23	25.50	1.43	27.80	1.67	30.20	1.90	31.10	1.93	32.40	1.97	33.20	2.03
		115.0	23.60	1.14	25.50	1.35	27.80	1.56	30.20	1.78	31.10	1.81	32.40	1.86	33.20	1.89
		143.8	23.60	1.10	25.50	1.31	27.80	1.54	30.20	1.72	31.10	1.77	32.40	1.83	33.20	1.83

7. Capacity Tables

Combi. (%)	Inlet Water Temp. (°C)	Water Flow Rate (LPM)	Indoor Air Temp. (°C, DB/WB)														
			20.0 / 14.0		23.0 / 16.0		26.0 / 18.0		27.0 / 19.0		28.0 / 20.0		30.0 / 22.0		32.0 / 24.0		
			TC	PI	TC	PI	TC	PI	TC	PI	TC	PI	TC	PI	TC	PI	
90	10	170.0	23.60	1.06	25.50	1.27	27.80	1.52	30.20	1.67	31.10	1.73	32.40	1.80	33.20	1.78	
	15	46.0	23.60	1.70	25.50	1.98	27.80	2.30	30.20	2.60	31.10	2.66	32.40	2.72	33.20	2.78	
		57.0	23.60	1.67	25.50	1.96	27.80	2.27	30.20	2.57	31.10	2.63	32.40	2.69	33.20	2.74	
		115.0	23.60	1.54	25.50	1.83	27.80	2.12	30.20	2.40	31.10	2.45	32.40	2.51	33.20	2.56	
		143.8	23.60	1.50	25.50	1.78	27.80	2.08	30.20	2.34	31.10	2.40	32.40	2.47	33.20	2.49	
		170.0	23.60	1.46	25.50	1.73	27.80	2.04	30.20	2.29	31.10	2.35	32.40	2.43	33.20	2.43	
	20	46.0	23.60	2.11	25.50	2.44	27.80	2.85	30.20	3.21	31.10	3.28	32.40	3.37	33.20	3.42	
		57.0	23.60	2.08	25.50	2.41	27.80	2.81	30.20	3.17	31.10	3.24	32.40	3.33	33.20	3.38	
		115.0	23.60	1.90	25.50	2.25	27.80	2.62	30.20	2.95	31.10	3.02	32.40	3.09	33.20	3.16	
		143.8	23.60	1.84	25.50	2.20	27.80	2.57	30.20	2.89	31.10	2.96	32.40	3.04	33.20	3.07	
		170.0	23.60	1.79	25.50	2.15	27.80	2.52	30.20	2.84	31.10	2.91	32.40	2.99	33.20	2.99	
	25	46.0	23.60	2.57	25.50	2.99	27.80	3.47	30.20	3.91	31.10	4.00	32.40	4.10	33.20	4.18	
		57.0	23.60	2.53	25.50	2.95	27.80	3.43	30.20	3.86	31.10	3.95	32.40	4.05	33.20	4.13	
		115.0	23.60	2.31	25.50	2.74	27.80	3.19	30.20	3.60	31.10	3.68	32.40	3.78	33.20	3.85	
		143.8	23.60	2.25	25.50	2.68	27.80	3.13	30.20	3.52	31.10	3.62	32.40	3.71	33.20	3.74	
		170.0	23.60	2.22	25.50	2.65	27.80	3.10	30.20	3.49	31.10	3.58	32.40	3.67	33.20	3.69	
	30	46.0	23.60	3.16	25.50	3.67	27.80	4.27	30.20	4.81	31.10	4.93	32.40	5.05	33.20	5.14	
		57.0	23.60	3.11	25.50	3.62	27.80	4.22	30.20	4.75	31.10	4.87	32.40	4.98	33.20	5.07	
		115.0	23.60	2.85	25.50	3.37	27.80	3.93	30.20	4.42	31.10	4.53	32.40	4.64	33.20	4.73	
		143.8	23.60	2.76	25.50	3.30	27.80	3.85	30.20	4.34	31.10	4.44	32.40	4.56	33.20	4.61	
		170.0	23.60	2.68	25.50	3.24	27.80	3.78	30.20	4.27	31.10	4.36	32.40	4.49	33.20	4.50	
	35	46.0	22.90	3.41	24.80	3.96	27.00	4.61	29.40	5.19	30.30	5.31	31.50	5.44	32.30	5.54	
		57.0	22.90	3.36	24.80	3.91	27.00	4.55	29.40	5.12	30.30	5.24	31.50	5.37	32.30	5.47	
		115.0	22.90	3.07	24.80	3.63	27.00	4.24	29.40	4.77	30.30	4.88	31.50	5.01	32.30	5.10	
		143.8	22.90	2.98	24.80	3.56	27.00	4.15	29.40	4.68	30.30	4.80	31.50	4.92	32.30	4.97	
		170.0	22.90	2.90	24.80	3.50	27.00	4.07	29.40	4.60	30.30	4.73	31.50	4.84	32.30	4.85	
	40	46.0	22.30	3.92	24.10	4.54	26.30	5.29	28.60	5.96	29.40	6.10	30.60	6.25	31.40	6.36	
		57.0	22.30	3.86	24.10	4.48	26.30	5.22	28.60	5.88	29.40	6.02	30.60	6.17	31.40	6.28	
		115.0	22.30	3.52	24.10	4.18	26.30	4.87	28.60	5.48	29.40	5.62	30.60	5.75	31.40	5.87	
		143.8	22.30	3.42	24.10	4.09	26.30	4.77	28.60	5.38	29.40	5.51	30.60	5.65	31.40	5.71	
		170.0	22.30	3.33	24.10	4.01	26.30	4.68	28.60	5.29	29.40	5.41	30.60	5.56	31.40	5.56	
	45	46.0	21.60	4.42	23.40	5.13	25.50	5.97	27.70	6.74	28.60	6.89	29.60	7.06	30.50	7.18	
		57.0	21.60	4.35	23.40	5.06	25.50	5.90	27.70	6.65	28.60	6.80	29.60	6.97	30.50	7.09	
		115.0	21.60	3.98	23.40	4.72	25.50	5.51	27.70	6.19	28.60	6.35	29.60	6.50	30.50	6.63	
		143.8	21.60	3.86	23.40	4.63	25.50	5.40	27.70	6.08	28.60	6.21	29.60	6.39	30.50	6.45	
		170.0	21.60	3.75	23.40	4.55	25.50	5.30	27.70	5.98	28.60	6.08	29.60	6.29	30.50	6.29	
	80	10	46.0	21.00	1.07	22.70	1.22	24.70	1.41	26.90	1.62	27.70	1.64	28.80	1.69	29.60	1.70
			57.0	21.00	1.05	22.70	1.21	24.70	1.40	26.90	1.60	27.70	1.62	28.80	1.67	29.60	1.68
			115.0	21.00	0.94	22.70	1.14	24.70	1.32	26.90	1.47	27.70	1.52	28.80	1.54	29.60	1.57
			143.8	21.00	0.94	22.70	1.10	24.70	1.29	26.90	1.45	27.70	1.47	28.80	1.52	29.60	1.54
			170.0	21.00	0.94	22.70	1.06	24.70	1.26	26.90	1.43	27.70	1.42	28.80	1.50	29.60	1.51
		15	46.0	21.00	1.43	22.70	1.66	24.70	1.93	26.90	2.18	27.70	2.23	28.80	2.29	29.60	2.32
			57.0	21.00	1.41	22.70	1.64	24.70	1.91	26.90	2.15	27.70	2.20	28.80	2.26	29.60	2.29
			115.0	21.00	1.29	22.70	1.53	24.70	1.78	26.90	2.00	27.70	2.06	28.80	2.10	29.60	2.14
			143.8	21.00	1.26	22.70	1.50	24.70	1.74	26.90	1.96	27.70	2.01	28.80	2.07	29.60	2.08
170.0			21.00	1.23	22.70	1.47	24.70	1.70	26.90	1.92	27.70	1.96	28.80	2.04	29.60	2.03	
20		46.0	21.00	1.76	22.70	2.05	24.70	2.39	26.90	2.69	27.70	2.75	28.80	2.82	29.60	2.87	
		57.0	21.00	1.73	22.70	2.02	24.70	2.36	26.90	2.65	27.70	2.71	28.80	2.78	29.60	2.83	
		115.0	21.00	1.59	22.70	1.88	24.70	2.19	26.90	2.47	27.70	2.53	28.80	2.60	29.60	2.64	
		143.8	21.00	1.54	22.70	1.84	24.70	2.15	26.90	2.42	27.70	2.49	28.80	2.55	29.60	2.57	
		170.0	21.00	1.49	22.70	1.80	24.70	2.11	26.90	2.37	27.70	2.45	28.80	2.50	29.60	2.51	
25		46.0	21.00	2.16	22.70	2.50	24.70	2.91	26.90	3.27	27.70	3.36	28.80	3.44	29.60	3.50	
		57.0	21.00	2.12	22.70	2.47	24.70	2.87	26.90	3.23	27.70	3.32	28.80	3.40	29.60	3.46	
		115.0	21.00	1.94	22.70	2.29	24.70	2.68	26.90	3.02	27.70	3.08	28.80	3.17	29.60	3.22	
		143.8	21.00	1.88	22.70	2.25	24.70	2.63	26.90	2.96	27.70	3.03	28.80	3.11	29.60	3.14	

7. Capacity Tables

Combi. (%)	Inlet Water Temp. (°C)	Water Flow Rate (LPM)	Indoor Air Temp. (°C, DB/WB)													
			20.0 / 14.0		23.0 / 16.0		26.0 / 18.0		27.0 / 19.0		28.0 / 20.0		30.0 / 22.0		32.0 / 24.0	
			TC	PI	TC	PI	TC	PI	TC	PI	TC	PI	TC	PI	TC	PI
80	25	170.0	21.00	1.85	22.70	2.23	24.70	2.60	26.90	2.92	27.70	3.00	28.80	3.08	29.60	3.10
	30	46.0	21.00	2.64	22.70	3.07	24.70	3.58	26.90	4.03	27.70	4.12	28.80	4.23	29.60	4.31
		57.0	21.00	2.60	22.70	3.03	24.70	3.54	26.90	3.98	27.70	4.07	28.80	4.18	29.60	4.26
		115.0	21.00	2.39	22.70	2.83	24.70	3.30	26.90	3.71	27.70	3.80	28.80	3.89	29.60	3.97
		143.8	21.00	2.32	22.70	2.76	24.70	3.22	26.90	3.63	27.70	3.73	28.80	3.82	29.60	3.86
		170.0	21.00	2.26	22.70	2.70	24.70	3.15	26.90	3.56	27.70	3.67	28.80	3.76	29.60	3.76
	35	46.0	21.00	2.94	22.70	3.41	24.70	3.97	26.90	4.48	27.70	4.59	28.80	4.70	29.60	4.79
		57.0	21.00	2.89	22.70	3.37	24.70	3.92	26.90	4.42	27.70	4.53	28.80	4.64	29.60	4.73
		115.0	21.00	2.65	22.70	3.14	24.70	3.66	26.90	4.12	27.70	4.22	28.80	4.32	29.60	4.41
		143.8	21.00	2.58	22.70	3.07	24.70	3.59	26.90	4.04	27.70	4.14	28.80	4.25	29.60	4.29
		170.0	21.00	2.52	22.70	3.01	24.70	3.53	26.90	3.97	27.70	4.07	28.80	4.19	29.60	4.18
	40	46.0	21.00	3.48	22.70	4.05	24.70	4.71	26.90	5.31	27.70	5.43	28.80	5.57	29.60	5.66
		57.0	21.00	3.43	22.70	4.00	24.70	4.65	26.90	5.24	27.70	5.36	28.80	5.50	29.60	5.59
		115.0	21.00	3.14	22.70	3.72	24.70	4.33	26.90	4.88	27.70	4.99	28.80	5.12	29.60	5.21
		143.8	21.00	3.05	22.70	3.64	24.70	4.24	26.90	4.78	27.70	4.90	28.80	5.03	29.60	5.08
		170.0	21.00	2.97	22.70	3.57	24.70	4.16	26.90	4.69	27.70	4.82	28.80	4.95	29.60	4.96
	45	46.0	21.00	4.03	22.70	4.69	24.70	5.45	26.90	6.14	27.70	6.27	28.80	6.44	29.60	6.54
		57.0	21.00	3.97	22.70	4.63	24.70	5.38	26.90	6.06	27.70	6.19	28.80	6.36	29.60	6.46
		115.0	21.00	3.63	22.70	4.30	24.70	5.00	26.90	5.64	27.70	5.76	28.80	5.92	29.60	6.02
		143.8	21.00	3.52	22.70	4.21	24.70	4.89	26.90	5.53	27.70	5.66	28.80	5.81	29.60	5.87
170.0		21.00	3.42	22.70	4.13	24.70	4.79	26.90	5.43	27.70	5.57	28.80	5.71	29.60	5.73	
70	10	46.0	18.40	0.87	19.90	1.01	21.70	1.17	23.50	1.32	24.20	1.37	25.20	1.41	25.90	1.41
		57.0	18.40	0.86	19.90	1.00	21.70	1.16	23.50	1.31	24.20	1.35	25.20	1.39	25.90	1.40
		115.0	18.40	0.80	19.90	0.93	21.70	1.09	23.50	1.24	24.20	1.26	25.20	1.30	25.90	1.32
		143.8	18.40	0.78	19.90	0.91	21.70	1.07	23.50	1.20	24.20	1.23	25.20	1.26	25.90	1.28
		170.0	18.40	0.76	19.90	0.89	21.70	1.05	23.50	1.16	24.20	1.20	25.20	1.22	25.90	1.24
	15	46.0	18.40	1.19	19.90	1.38	21.70	1.60	23.50	1.81	24.20	1.86	25.20	1.90	25.90	1.93
		57.0	18.40	1.17	19.90	1.36	21.70	1.58	23.50	1.79	24.20	1.84	25.20	1.88	25.90	1.91
		115.0	18.40	1.07	19.90	1.27	21.70	1.48	23.50	1.67	24.20	1.71	25.20	1.75	25.90	1.78
		143.8	18.40	1.05	19.90	1.24	21.70	1.45	23.50	1.63	24.20	1.67	25.20	1.72	25.90	1.73
		170.0	18.40	1.03	19.90	1.21	21.70	1.42	23.50	1.59	24.20	1.63	25.20	1.69	25.90	1.68
	20	46.0	18.40	1.47	19.90	1.71	21.70	1.99	23.50	2.24	24.20	2.29	25.20	2.34	25.90	2.39
		57.0	18.40	1.45	19.90	1.69	21.70	1.96	23.50	2.21	24.20	2.26	25.20	2.31	25.90	2.36
		115.0	18.40	1.32	19.90	1.57	21.70	1.83	23.50	2.06	24.20	2.10	25.20	2.16	25.90	2.19
		143.8	18.40	1.29	19.90	1.53	21.70	1.79	23.50	2.02	24.20	2.07	25.20	2.12	25.90	2.14
		170.0	18.40	1.26	19.90	1.49	21.70	1.75	23.50	1.98	24.20	2.04	25.20	2.08	25.90	2.09
	25	46.0	18.40	1.79	19.90	2.08	21.70	2.41	23.50	2.72	24.20	2.79	25.20	2.85	25.90	2.91
		57.0	18.40	1.76	19.90	2.05	21.70	2.38	23.50	2.69	24.20	2.75	25.20	2.81	25.90	2.87
		115.0	18.40	1.62	19.90	1.91	21.70	2.23	23.50	2.51	24.20	2.57	25.20	2.63	25.90	2.68
		143.8	18.40	1.57	19.90	1.87	21.70	2.18	23.50	2.46	24.20	2.51	25.20	2.58	25.90	2.61
		170.0	18.40	1.55	19.90	1.85	21.70	2.16	23.50	2.44	24.20	2.49	25.20	2.55	25.90	2.57
30	46.0	18.40	2.20	19.90	2.56	21.70	2.98	23.50	3.35	24.20	3.43	25.20	3.52	25.90	3.58	
	57.0	18.40	2.16	19.90	2.53	21.70	2.94	23.50	3.31	24.20	3.39	25.20	3.48	25.90	3.54	
	115.0	18.40	1.98	19.90	2.35	21.70	2.74	23.50	3.08	24.20	3.16	25.20	3.24	25.90	3.30	
	143.8	18.40	1.93	19.90	2.30	21.70	2.68	23.50	3.02	24.20	3.10	25.20	3.18	25.90	3.21	
	170.0	18.40	1.88	19.90	2.25	21.70	2.63	23.50	2.97	24.20	3.05	25.20	3.13	25.90	3.13	
35	46.0	18.40	2.44	19.90	2.83	21.70	3.31	23.50	3.72	24.20	3.82	25.20	3.91	25.90	3.97	
	57.0	18.40	2.40	19.90	2.80	21.70	3.27	23.50	3.67	24.20	3.77	25.20	3.86	25.90	3.92	
	115.0	18.40	2.20	19.90	2.62	21.70	3.04	23.50	3.42	24.20	3.51	25.20	3.60	25.90	3.66	
	143.8	18.40	2.14	19.90	2.55	21.70	2.98	23.50	3.36	24.20	3.44	25.20	3.53	25.90	3.57	
	170.0	18.40	2.09	19.90	2.49	21.70	2.93	23.50	3.31	24.20	3.38	25.20	3.47	25.90	3.49	
40	46.0	18.40	2.89	19.90	3.36	21.70	3.92	23.50	4.41	24.20	4.51	25.20	4.63	25.90	4.71	
	57.0	18.40	2.85	19.90	3.32	21.70	3.87	23.50	4.35	24.20	4.45	25.20	4.57	25.90	4.65	
	115.0	18.40	2.61	19.90	3.09	21.70	3.61	23.50	4.06	24.20	4.16	25.20	4.26	25.90	4.34	
	143.8	18.40	2.53	19.90	3.03	21.70	3.52	23.50	3.97	24.20	4.08	25.20	4.19	25.90	4.22	

7. Capacity Tables

Combi. (%)	Inlet Water Temp. (°C)	Water Flow Rate (LPM)	Indoor Air Temp. (°C, DB/WB)														
			20.0 / 14.0		23.0 / 16.0		26.0 / 18.0		27.0 / 19.0		28.0 / 20.0		30.0 / 22.0		32.0 / 24.0		
			TC	PI	TC	PI	TC	PI	TC	PI	TC	PI	TC	PI	TC	PI	
70	40	170.0	18.40	2.46	19.90	2.98	21.70	3.44	23.50	3.89	24.20	4.01	25.20	4.13	25.90	4.11	
	45	46.0	18.40	3.34	19.90	3.88	21.70	4.52	23.50	5.10	24.20	5.21	25.20	5.35	25.90	5.45	
		57.0	18.40	3.29	19.90	3.83	21.70	4.47	23.50	5.03	24.20	5.15	25.20	5.28	25.90	5.38	
		115.0	18.40	3.01	19.90	3.57	21.70	4.18	23.50	4.69	24.20	4.81	25.20	4.92	25.90	5.02	
		143.8	18.40	2.93	19.90	3.51	21.70	4.07	23.50	4.59	24.20	4.71	25.20	4.84	25.90	4.87	
		170.0	18.40	2.86	19.90	3.46	21.70	3.97	23.50	4.50	24.20	4.62	25.20	4.77	25.90	4.73	
60	10	46.0	15.70	0.69	17.00	0.81	18.50	0.93	20.10	1.07	20.80	1.10	21.60	1.11	22.20	1.13	
		57.0	15.70	0.68	17.00	0.80	18.50	0.92	20.10	1.06	20.80	1.08	21.60	1.10	22.20	1.12	
		115.0	15.70	0.63	17.00	0.74	18.50	0.87	20.10	0.98	20.80	1.00	21.60	1.03	22.20	1.05	
		143.8	15.70	0.60	17.00	0.73	18.50	0.86	20.10	0.96	20.80	0.98	21.60	1.01	22.20	1.02	
		170.0	15.70	0.57	17.00	0.72	18.50	0.85	20.10	0.94	20.80	0.96	21.60	0.99	22.20	0.99	
	15	46.0	15.70	0.95	17.00	1.10	18.50	1.28	20.10	1.45	20.80	1.48	21.60	1.51	22.20	1.54	
		57.0	15.70	0.93	17.00	1.09	18.50	1.26	20.10	1.43	20.80	1.46	21.60	1.49	22.20	1.52	
		115.0	15.70	0.85	17.00	1.01	18.50	1.18	20.10	1.33	20.80	1.36	21.60	1.40	22.20	1.42	
		143.8	15.70	0.83	17.00	0.99	18.50	1.16	20.10	1.30	20.80	1.33	21.60	1.37	22.20	1.39	
		170.0	15.70	0.81	17.00	0.97	18.50	1.14	20.10	1.27	20.80	1.30	21.60	1.34	22.20	1.36	
	20	46.0	15.70	1.17	17.00	1.36	18.50	1.59	20.10	1.78	20.80	1.83	21.60	1.87	22.20	1.90	
		57.0	15.70	1.15	17.00	1.34	18.50	1.57	20.10	1.76	20.80	1.81	21.60	1.85	22.20	1.88	
		115.0	15.70	1.06	17.00	1.25	18.50	1.46	20.10	1.64	20.80	1.68	21.60	1.72	22.20	1.75	
		143.8	15.70	1.03	17.00	1.22	18.50	1.42	20.10	1.61	20.80	1.64	21.60	1.69	22.20	1.71	
		170.0	15.70	1.00	17.00	1.19	18.50	1.38	20.10	1.58	20.80	1.60	21.60	1.66	22.20	1.67	
	25	46.0	15.70	1.42	17.00	1.66	18.50	1.93	20.10	2.17	20.80	2.22	21.60	2.27	22.20	2.32	
		57.0	15.70	1.40	17.00	1.64	18.50	1.90	20.10	2.14	20.80	2.19	21.60	2.24	22.20	2.29	
		115.0	15.70	1.29	17.00	1.52	18.50	1.77	20.10	2.00	20.80	2.05	21.60	2.10	22.20	2.14	
		143.8	15.70	1.25	17.00	1.49	18.50	1.73	20.10	1.96	20.80	2.01	21.60	2.06	22.20	2.08	
		170.0	15.70	1.23	17.00	1.47	18.50	1.72	20.10	1.93	20.80	1.99	21.60	2.03	22.20	2.06	
	30	46.0	15.70	1.75	17.00	2.03	18.50	2.37	20.10	2.67	20.80	2.73	21.60	2.80	22.20	2.86	
		57.0	15.70	1.72	17.00	2.00	18.50	2.34	20.10	2.64	20.80	2.69	21.60	2.76	22.20	2.82	
		115.0	15.70	1.58	17.00	1.87	18.50	2.18	20.10	2.46	20.80	2.51	21.60	2.58	22.20	2.63	
		143.8	15.70	1.53	17.00	1.84	18.50	2.14	20.10	2.41	20.80	2.47	21.60	2.53	22.20	2.56	
		170.0	15.70	1.48	17.00	1.81	18.50	2.10	20.10	2.36	20.80	2.43	21.60	2.48	22.20	2.50	
	35	46.0	15.70	1.95	17.00	2.27	18.50	2.64	20.10	2.97	20.80	3.04	21.60	3.12	22.20	3.17	
		57.0	15.70	1.92	17.00	2.24	18.50	2.60	20.10	2.93	20.80	3.00	21.60	3.08	22.20	3.13	
		115.0	15.70	1.75	17.00	2.08	18.50	2.42	20.10	2.74	20.80	2.80	21.60	2.86	22.20	2.92	
		143.8	15.70	1.71	17.00	2.04	18.50	2.38	20.10	2.68	20.80	2.74	21.60	2.82	22.20	2.85	
		170.0	15.70	1.67	17.00	2.00	18.50	2.34	20.10	2.63	20.80	2.69	21.60	2.78	22.20	2.79	
	40	46.0	15.70	2.30	17.00	2.68	18.50	3.13	20.10	3.52	20.80	3.60	21.60	3.68	22.20	3.76	
		57.0	15.70	2.26	17.00	2.65	18.50	3.09	20.10	3.47	20.80	3.55	21.60	3.64	22.20	3.71	
		115.0	15.70	2.08	17.00	2.47	18.50	2.87	20.10	3.23	20.80	3.31	21.60	3.40	22.20	3.46	
		143.8	15.70	2.02	17.00	2.41	18.50	2.82	20.10	3.17	20.80	3.25	21.60	3.33	22.20	3.37	
		170.0	15.70	1.97	17.00	2.36	18.50	2.77	20.10	3.12	20.80	3.20	21.60	3.27	22.20	3.29	
	45	46.0	15.70	2.66	17.00	3.08	18.50	3.61	20.10	4.07	20.80	4.16	21.60	4.25	22.20	4.35	
		57.0	15.70	2.62	17.00	3.04	18.50	3.56	20.10	4.02	20.80	4.11	21.60	4.20	22.20	4.29	
		115.0	15.70	2.41	17.00	2.85	18.50	3.32	20.10	3.73	20.80	3.83	21.60	3.93	22.20	4.00	
		143.8	15.70	2.33	17.00	2.79	18.50	3.26	20.10	3.65	20.80	3.75	21.60	3.85	22.20	3.89	
		170.0	15.70	2.26	17.00	2.74	18.50	3.21	20.10	3.58	20.80	3.68	21.60	3.78	22.20	3.79	
	50	10	46.0	13.10	0.60	14.20	0.60	15.50	0.72	16.80	0.79	17.30	0.80	18.00	0.84	18.50	0.84
			57.0	13.10	0.60	14.20	0.60	15.50	0.71	16.80	0.78	17.30	0.79	18.00	0.83	18.50	0.83
			115.0	13.10	0.60	14.20	0.60	15.50	0.65	16.80	0.73	17.30	0.76	18.00	0.76	18.50	0.78
			143.8	13.10	0.60	14.20	0.60	15.50	0.64	16.80	0.71	17.30	0.72	18.00	0.75	18.50	0.75
			170.0	13.10	0.60	14.20	0.60	15.50	0.63	16.80	0.69	17.30	0.68	18.00	0.74	18.50	0.72
		15	46.0	13.10	0.70	14.20	0.82	15.50	0.96	16.80	1.07	17.30	1.10	18.00	1.13	18.50	1.15
			57.0	13.10	0.69	14.20	0.81	15.50	0.95	16.80	1.06	17.30	1.09	18.00	1.12	18.50	1.14
			115.0	13.10	0.63	14.20	0.75	15.50	0.88	16.80	0.99	17.30	1.02	18.00	1.04	18.50	1.06
143.8			13.10	0.61	14.20	0.74	15.50	0.86	16.80	0.97	17.30	0.99	18.00	1.02	18.50	1.03	

7. Capacity Tables

Combi. (%)	Inlet Water Temp. (°C)	Water Flow Rate (LPM)	Indoor Air Temp. (°C, DB/WB)													
			20.0 / 14.0		23.0 / 16.0		26.0 / 18.0		27.0 / 19.0		28.0 / 20.0		30.0 / 22.0		32.0 / 24.0	
			TC	PI	TC	PI	TC	PI	TC	PI	TC	PI	TC	PI	TC	PI
50	15	170.0	13.10	0.59	14.20	0.73	15.50	0.84	16.80	0.95	17.30	0.96	18.00	1.00	18.50	1.00
	20	46.0	13.10	0.87	14.20	1.02	15.50	1.18	16.80	1.32	17.30	1.36	18.00	1.39	18.50	1.42
		57.0	13.10	0.86	14.20	1.01	15.50	1.16	16.80	1.30	17.30	1.34	18.00	1.37	18.50	1.40
		115.0	13.10	0.79	14.20	0.93	15.50	1.08	16.80	1.22	17.30	1.25	18.00	1.29	18.50	1.30
		143.8	13.10	0.76	14.20	0.91	15.50	1.06	16.80	1.20	17.30	1.23	18.00	1.26	18.50	1.28
		170.0	13.10	0.73	14.20	0.89	15.50	1.04	16.80	1.18	17.30	1.21	18.00	1.23	18.50	1.26
	25	46.0	13.10	1.06	14.20	1.23	15.50	1.44	16.80	1.62	17.30	1.66	18.00	1.70	18.50	1.72
		57.0	13.10	1.04	14.20	1.22	15.50	1.42	16.80	1.60	17.30	1.64	18.00	1.68	18.50	1.70
		115.0	13.10	0.95	14.20	1.14	15.50	1.32	16.80	1.49	17.30	1.52	18.00	1.56	18.50	1.60
		143.8	13.10	0.93	14.20	1.11	15.50	1.29	16.80	1.46	17.30	1.50	18.00	1.53	18.50	1.55
		170.0	13.10	0.91	14.20	1.10	15.50	1.28	16.80	1.45	17.30	1.48	18.00	1.52	18.50	1.53
	30	46.0	13.10	1.31	14.20	1.52	15.50	1.77	16.80	2.00	17.30	2.04	18.00	2.09	18.50	2.13
		57.0	13.10	1.29	14.20	1.50	15.50	1.75	16.80	1.97	17.30	2.01	18.00	2.06	18.50	2.10
		115.0	13.10	1.17	14.20	1.40	15.50	1.62	16.80	1.84	17.30	1.87	18.00	1.93	18.50	1.96
		143.8	13.10	1.15	14.20	1.37	15.50	1.60	16.80	1.80	17.30	1.84	18.00	1.89	18.50	1.91
		170.0	13.10	1.13	14.20	1.34	15.50	1.58	16.80	1.76	17.30	1.81	18.00	1.85	18.50	1.86
	35	46.0	13.10	1.45	14.20	1.69	15.50	1.97	16.80	2.21	17.30	2.27	18.00	2.32	18.50	2.36
		57.0	13.10	1.43	14.20	1.67	15.50	1.94	16.80	2.18	17.30	2.24	18.00	2.29	18.50	2.33
		115.0	13.10	1.31	14.20	1.55	15.50	1.81	16.80	2.04	17.30	2.08	18.00	2.14	18.50	2.18
		143.8	13.10	1.28	14.20	1.52	15.50	1.77	16.80	2.00	17.30	2.05	18.00	2.10	18.50	2.12
		170.0	13.10	1.25	14.20	1.49	15.50	1.73	16.80	1.96	17.30	2.02	18.00	2.06	18.50	2.07
	40	46.0	13.10	1.72	14.20	2.00	15.50	2.33	16.80	2.62	17.30	2.69	18.00	2.75	18.50	2.80
		57.0	13.10	1.69	14.20	1.97	15.50	2.30	16.80	2.59	17.30	2.65	18.00	2.71	18.50	2.76
		115.0	13.10	1.55	14.20	1.84	15.50	2.14	16.80	2.41	17.30	2.47	18.00	2.53	18.50	2.58
		143.8	13.10	1.51	14.20	1.80	15.50	2.10	16.80	2.37	17.30	2.42	18.00	2.49	18.50	2.51
		170.0	13.10	1.47	14.20	1.76	15.50	2.06	16.80	2.33	17.30	2.37	18.00	2.45	18.50	2.45
	45	46.0	13.10	2.00	14.20	2.30	15.50	2.70	16.80	3.03	17.30	3.11	18.00	3.18	18.50	3.24
		57.0	13.10	1.97	14.20	2.27	15.50	2.66	16.80	2.99	17.30	3.07	18.00	3.14	18.50	3.20
		115.0	13.10	1.79	14.20	2.12	15.50	2.47	16.80	2.79	17.30	2.85	18.00	2.93	18.50	2.98
		143.8	13.10	1.73	14.20	2.07	15.50	2.43	16.80	2.74	17.30	2.80	18.00	2.87	18.50	2.89
		170.0	13.10	1.68	14.20	2.02	15.50	2.39	16.80	2.69	17.30	2.75	18.00	2.82	18.50	2.81

Note

- TC: Total Capacity(kW), PI : Power Input(kW)
- Capacity tables show the average value of conditions which may occur.
- The minimum flow rate of the product is based on 50% of the rated flow rate or the value indicated in the specification table, whichever is greater. However, when the 'Variable Water Flow Valve Control KIT' is applied, the minimum flow rate is allowed to 40% (gray colored area) of the rated flow rate.
- If the flow rate is less than minimum flow rate and the indoor unit combination ratio exceeds 130%, ask to LG Electronics even if the 'Variable Water Flow Valve Control KIT' is applied.

7. Capacity Tables

CRWM140LAS5

Combi. (%)	Inlet Water Temp. (°C)	Water Flow Rate (LPM)	Indoor Air Temp. (°C, DB/WB)													
			20.0 / 14.0		23.0 / 16.0		26.0 / 18.0		27.0 / 19.0		28.0 / 20.0		30.0 / 22.0		32.0 / 24.0	
			TC	PI	TC	PI	TC	PI	TC	PI	TC	PI	TC	PI	TC	PI
130	10	54.0	36.40	2.09	39.50	2.45	43.00	2.85	46.70	3.20	48.10	3.27	50.00	3.38	51.40	3.42
		67.5	36.40	2.06	39.50	2.41	43.00	2.81	46.70	3.16	48.10	3.23	50.00	3.33	51.40	3.38
		135.0	36.40	1.90	39.50	2.23	43.00	2.61	46.70	2.94	48.10	3.03	50.00	3.09	51.40	3.17
		168.8	36.40	1.85	39.50	2.20	43.00	2.57	46.70	2.88	48.10	2.96	50.00	3.04	51.40	3.08
		170.0	36.40	1.85	39.50	2.20	43.00	2.57	46.70	2.88	48.10	2.96	50.00	3.04	51.40	3.08
	15	54.0	35.80	2.75	38.80	3.21	42.30	3.74	45.90	4.20	47.30	4.30	49.20	4.41	50.60	4.49
		67.5	35.80	2.71	38.80	3.17	42.30	3.69	45.90	4.15	47.30	4.25	49.20	4.35	50.60	4.43
		135.0	35.80	2.49	38.80	2.94	42.30	3.43	45.90	3.87	47.30	3.97	49.20	4.07	50.60	4.15
		168.8	35.80	2.42	38.80	2.89	42.30	3.37	45.90	3.79	47.30	3.89	49.20	3.99	50.60	4.05
		170.0	35.80	2.42	38.80	2.89	42.30	3.37	45.90	3.79	47.30	3.89	49.20	3.99	50.60	4.05
	20	54.0	35.30	3.34	38.30	3.88	41.70	4.53	45.30	5.09	46.60	5.22	48.40	5.34	49.80	5.44
		67.5	35.30	3.28	38.30	3.83	41.70	4.47	45.30	5.02	46.60	5.15	48.40	5.27	49.80	5.37
		135.0	35.30	3.01	38.30	3.58	41.70	4.17	45.30	4.69	46.60	4.80	48.40	4.93	49.80	5.03
		168.8	35.30	2.93	38.30	3.50	41.70	4.08	45.30	4.60	46.60	4.71	48.40	4.83	49.80	4.92
		170.0	35.30	2.93	38.30	3.50	41.70	4.08	45.30	4.60	46.60	4.71	48.40	4.83	49.80	4.92
	25	54.0	35.30	4.12	38.30	4.79	41.70	5.58	45.30	6.29	46.60	6.43	48.40	6.59	49.80	6.70
		67.5	35.30	4.05	38.30	4.73	41.70	5.51	45.30	6.21	46.60	6.35	48.40	6.51	49.80	6.62
		135.0	35.30	3.72	38.30	4.41	41.70	5.13	45.30	5.78	46.60	5.92	48.40	6.09	49.80	6.20
		168.8	35.30	3.61	38.30	4.31	41.70	5.03	45.30	5.66	46.60	5.81	48.40	5.96	49.80	6.06
		170.0	35.30	3.55	38.30	4.26	41.70	4.98	45.30	5.61	46.60	5.75	48.40	5.90	49.80	6.00
	30	54.0	35.30	4.95	38.30	5.75	41.70	6.69	45.30	7.54	46.60	7.72	48.40	7.91	49.80	8.04
		67.5	35.30	4.87	38.30	5.67	41.70	6.60	45.30	7.44	46.60	7.62	48.40	7.81	49.80	7.94
		135.0	35.30	4.45	38.30	5.29	41.70	6.16	45.30	6.93	46.60	7.11	48.40	7.30	49.80	7.44
		168.8	35.30	4.33	38.30	5.18	41.70	6.03	45.30	6.80	46.60	6.98	48.40	7.15	49.80	7.28
		170.0	35.30	4.33	38.30	5.18	41.70	6.03	45.30	6.80	46.60	6.98	48.40	7.14	49.80	7.27
	35	54.0	31.80	5.00	34.40	5.82	37.50	6.77	40.80	7.62	42.00	7.81	43.60	8.00	44.80	8.13
		67.5	31.80	4.92	34.40	5.74	37.50	6.68	40.80	7.52	42.00	7.71	43.60	7.90	44.80	8.03
		135.0	31.80	4.51	34.40	5.34	37.50	6.23	40.80	7.02	42.00	7.19	43.60	7.38	44.80	7.53
		168.8	31.80	4.39	34.40	5.23	37.50	6.10	40.80	6.88	42.00	7.05	43.60	7.23	44.80	7.35
		170.0	31.80	4.39	34.40	5.23	37.50	6.10	40.80	6.88	42.00	7.05	43.60	7.22	44.80	7.34
40	54.0	28.20	5.28	30.60	6.13	33.30	7.15	36.20	8.04	37.30	8.23	38.80	8.43	39.90	8.58	
	67.5	28.20	5.19	30.60	6.05	33.30	7.06	36.20	7.93	37.30	8.12	38.80	8.32	39.90	8.47	
	135.0	28.20	4.75	30.60	5.64	33.30	6.58	36.20	7.40	37.30	7.59	38.80	7.79	39.90	7.94	
	168.8	28.20	4.62	30.60	5.52	33.30	6.43	36.20	7.25	37.30	7.44	38.80	7.63	39.90	7.76	
	170.0	28.20	4.62	30.60	5.52	33.30	6.42	36.20	7.24	37.30	7.43	38.80	7.62	39.90	7.75	
45	54.0	24.70	5.57	26.80	6.44	29.10	7.52	31.70	8.46	32.70	8.64	33.90	8.85	34.90	9.03	
	67.5	24.70	5.48	26.80	6.36	29.10	7.42	31.70	8.35	32.70	8.53	33.90	8.74	34.90	8.92	
	135.0	24.70	5.00	26.80	5.94	29.10	6.92	31.70	7.78	32.70	7.99	33.90	8.20	34.90	8.35	
	168.8	24.70	4.85	26.80	5.81	29.10	6.76	31.70	7.63	32.70	7.83	33.90	8.03	34.90	8.17	
	170.0	24.70	4.84	26.80	5.81	29.10	6.75	31.70	7.62	32.70	7.82	33.90	8.02	34.90	8.16	
120	10	54.0	34.50	1.99	37.30	2.32	40.70	2.69	44.20	3.03	45.50	3.12	47.30	3.20	48.60	3.23
		67.5	34.50	1.96	37.30	2.29	40.70	2.66	44.20	2.99	45.50	3.08	47.30	3.16	48.60	3.19
		135.0	34.50	1.79	37.30	2.13	40.70	2.49	44.20	2.79	45.50	2.85	47.30	2.93	48.60	2.99
		168.8	34.50	1.74	37.30	2.07	40.70	2.43	44.20	2.72	45.50	2.81	47.30	2.87	48.60	2.93
		170.0	34.50	1.74	37.30	2.07	40.70	2.43	44.20	2.72	45.50	2.81	47.30	2.87	48.60	2.93
	15	54.0	34.10	2.64	36.90	3.07	40.20	3.57	43.70	4.02	45.00	4.12	46.80	4.22	48.10	4.29
		67.5	34.10	2.60	36.90	3.03	40.20	3.52	43.70	3.97	45.00	4.07	46.80	4.17	48.10	4.24
		135.0	34.10	2.38	36.90	2.82	40.20	3.29	43.70	3.70	45.00	3.79	46.80	3.89	48.10	3.97
		168.8	34.10	2.31	36.90	2.75	40.20	3.22	43.70	3.62	45.00	3.72	46.80	3.81	48.10	3.88
		170.0	34.10	2.31	36.90	2.75	40.20	3.22	43.70	3.62	45.00	3.72	46.80	3.81	48.10	3.88
	20	54.0	33.70	3.22	36.50	3.74	39.80	4.35	43.20	4.90	44.60	5.01	46.30	5.13	47.60	5.22
		67.5	33.70	3.17	36.50	3.69	39.80	4.29	43.20	4.84	44.60	4.95	46.30	5.06	47.60	5.15
		135.0	33.70	2.90	36.50	3.43	39.80	4.00	43.20	4.51	44.60	4.62	46.30	4.74	47.60	4.83
		168.8	33.70	2.82	36.50	3.37	39.80	3.92	43.20	4.42	44.60	4.53	46.30	4.64	47.60	4.72
		170.0	33.70	2.82	36.50	3.37	39.80	3.92	43.20	4.42	44.60	4.53	46.30	4.64	47.60	4.72

7. Capacity Tables

Combi. (%)	Inlet Water Temp. (°C)	Water Flow Rate (LPM)	Indoor Air Temp. (°C, DB/WB)													
			20.0 / 14.0		23.0 / 16.0		26.0 / 18.0		27.0 / 19.0		28.0 / 20.0		30.0 / 22.0		32.0 / 24.0	
			TC	PI	TC	PI	TC	PI	TC	PI	TC	PI	TC	PI	TC	PI
120	20	170.0	33.70	2.82	36.50	3.37	39.80	3.92	43.20	4.42	44.60	4.53	46.30	4.64	47.60	4.72
	25	54.0	33.70	3.95	36.50	4.60	39.80	5.35	43.20	6.02	44.60	6.16	46.30	6.32	47.60	6.43
		67.5	33.70	3.89	36.50	4.54	39.80	5.28	43.20	5.94	44.60	6.08	46.30	6.24	47.60	6.35
		135.0	33.70	3.57	36.50	4.22	39.80	4.92	43.20	5.54	44.60	5.68	46.30	5.82	47.60	5.94
		168.8	33.70	3.47	36.50	4.13	39.80	4.82	43.20	5.43	44.60	5.56	46.30	5.71	47.60	5.80
		170.0	33.70	3.42	36.50	4.09	39.80	4.77	43.20	5.38	44.60	5.51	46.30	5.65	47.60	5.73
	30	54.0	33.70	4.77	36.50	5.55	39.80	6.47	43.20	7.28	44.60	7.45	46.30	7.64	47.60	7.77
		67.5	33.70	4.69	36.50	5.48	39.80	6.38	43.20	7.18	44.60	7.35	46.30	7.54	47.60	7.67
		135.0	33.70	4.31	36.50	5.11	39.80	5.94	43.20	6.70	44.60	6.86	46.30	7.04	47.60	7.18
		168.8	33.70	4.19	36.50	5.00	39.80	5.82	43.20	6.56	44.60	6.73	46.30	6.91	47.60	7.01
		170.0	33.70	4.19	36.50	5.00	39.80	5.82	43.20	6.56	44.60	6.73	46.30	6.91	47.60	7.00
	35	54.0	30.90	4.90	33.40	5.69	36.40	6.63	39.60	7.46	40.80	7.64	42.30	7.82	43.50	7.97
		67.5	30.90	4.82	33.40	5.61	36.40	6.54	39.60	7.36	40.80	7.54	42.30	7.72	43.50	7.87
		135.0	30.90	4.41	33.40	5.23	36.40	6.10	39.60	6.86	40.80	7.03	42.30	7.22	43.50	7.35
		168.8	30.90	4.29	33.40	5.12	36.40	5.98	39.60	6.73	40.80	6.90	42.30	7.08	43.50	7.19
		170.0	30.90	4.29	33.40	5.12	36.40	5.98	39.60	6.73	40.80	6.90	42.30	7.08	43.50	7.18
	40	54.0	28.00	5.27	30.30	6.12	33.00	7.13	35.90	8.03	37.00	8.22	38.40	8.42	39.50	8.57
		67.5	28.00	5.18	30.30	6.04	33.00	7.04	35.90	7.92	37.00	8.11	38.40	8.31	39.50	8.46
		135.0	28.00	4.75	30.30	5.63	33.00	6.56	35.90	7.39	37.00	7.56	38.40	7.76	39.50	7.92
		168.8	28.00	4.62	30.30	5.51	33.00	6.43	35.90	7.24	37.00	7.43	38.40	7.62	39.50	7.73
170.0		28.00	4.62	30.30	5.51	33.00	6.43	35.90	7.23	37.00	7.43	38.40	7.62	39.50	7.72	
45	54.0	25.10	5.64	27.20	6.55	29.60	7.64	32.30	8.59	33.20	8.79	34.50	9.02	35.40	9.18	
	67.5	25.10	5.55	27.20	6.46	29.60	7.54	32.30	8.48	33.20	8.67	34.50	8.90	35.40	9.07	
	135.0	25.10	5.10	27.20	6.03	29.60	7.03	32.30	7.91	33.20	8.10	34.50	8.31	35.40	8.49	
	168.8	25.10	4.95	27.20	5.90	29.60	6.89	32.30	7.75	33.20	7.96	34.50	8.16	35.40	8.27	
	170.0	25.10	4.94	27.20	5.90	29.60	6.89	32.30	7.74	33.20	7.96	34.50	8.15	35.40	8.26	
110	10	54.0	32.50	1.88	35.30	2.17	38.40	2.55	41.70	2.86	42.90	2.92	44.60	3.01	45.80	3.06
		67.5	32.50	1.85	35.30	2.14	38.40	2.51	41.70	2.82	42.90	2.89	44.60	2.97	45.80	3.02
		135.0	32.50	1.69	35.30	2.00	38.40	2.33	41.70	2.63	42.90	2.71	44.60	2.77	45.80	2.81
		168.8	32.50	1.65	35.30	1.96	38.40	2.28	41.70	2.59	42.90	2.63	44.60	2.72	45.80	2.75
		170.0	32.50	1.65	35.30	1.96	38.40	2.28	41.70	2.59	42.90	2.63	44.60	2.72	45.80	2.75
	15	54.0	32.30	2.52	35.00	2.92	38.10	3.41	41.40	3.84	42.70	3.93	44.40	4.03	45.60	4.10
		67.5	32.30	2.48	35.00	2.88	38.10	3.36	41.40	3.79	42.70	3.88	44.40	3.98	45.60	4.05
		135.0	32.30	2.27	35.00	2.69	38.10	3.13	41.40	3.53	42.70	3.62	44.40	3.71	45.60	3.78
		168.8	32.30	2.21	35.00	2.63	38.10	3.07	41.40	3.47	42.70	3.54	44.40	3.64	45.60	3.69
		170.0	32.30	2.21	35.00	2.63	38.10	3.07	41.40	3.47	42.70	3.54	44.40	3.64	45.60	3.69
	20	54.0	32.20	3.08	34.80	3.59	37.90	4.18	41.20	4.71	42.50	4.82	44.10	4.93	45.40	5.02
		67.5	32.20	3.03	34.80	3.54	37.90	4.12	41.20	4.65	42.50	4.76	44.10	4.87	45.40	4.96
		135.0	32.20	2.78	34.80	3.30	37.90	3.84	41.20	4.33	42.50	4.43	44.10	4.54	45.40	4.63
		168.8	32.20	2.71	34.80	3.23	37.90	3.77	41.20	4.24	42.50	4.35	44.10	4.47	45.40	4.52
		170.0	32.20	2.71	34.80	3.23	37.90	3.77	41.20	4.24	42.50	4.35	44.10	4.47	45.40	4.52
	25	54.0	32.20	3.77	34.80	4.39	37.90	5.11	41.20	5.76	42.50	5.89	44.10	6.04	45.40	6.15
		67.5	32.20	3.71	34.80	4.33	37.90	5.04	41.20	5.68	42.50	5.81	44.10	5.96	45.40	6.07
		135.0	32.20	3.41	34.80	4.04	37.90	4.71	41.20	5.30	42.50	5.43	44.10	5.56	45.40	5.68
		168.8	32.20	3.31	34.80	3.95	37.90	4.61	41.20	5.20	42.50	5.32	44.10	5.46	45.40	5.53
		170.0	32.20	3.26	34.80	3.91	37.90	4.56	41.20	5.15	42.50	5.26	44.10	5.41	45.40	5.46
30	54.0	32.20	4.60	34.80	5.35	37.90	6.23	41.20	7.02	42.50	7.19	44.10	7.36	45.40	7.49	
	67.5	32.20	4.52	34.80	5.28	37.90	6.15	41.20	6.93	42.50	7.10	44.10	7.27	45.40	7.39	
	135.0	32.20	4.15	34.80	4.92	37.90	5.73	41.20	6.45	42.50	6.62	44.10	6.79	45.40	6.91	
	168.8	32.20	4.04	34.80	4.82	37.90	5.62	41.20	6.33	42.50	6.49	44.10	6.65	45.40	6.74	
	170.0	32.20	4.04	34.80	4.82	37.90	5.62	41.20	6.33	42.50	6.49	44.10	6.65	45.40	6.73	
35	54.0	30.00	4.79	32.50	5.57	35.40	6.48	38.40	7.30	39.60	7.47	41.10	7.65	42.30	7.80	
	67.5	30.00	4.71	32.50	5.50	35.40	6.39	38.40	7.20	39.60	7.37	41.10	7.55	42.30	7.70	
	135.0	30.00	4.32	32.50	5.12	35.40	5.96	38.40	6.72	39.60	6.88	41.10	7.05	42.30	7.19	
	168.8	30.00	4.20	32.50	5.01	35.40	5.84	38.40	6.59	39.60	6.75	41.10	6.92	42.30	7.01	

7. Capacity Tables

Combi. (%)	Inlet Water Temp. (°C)	Water Flow Rate (LPM)	Indoor Air Temp. (°C, DB/WB)														
			20.0 / 14.0		23.0 / 16.0		26.0 / 18.0		27.0 / 19.0		28.0 / 20.0		30.0 / 22.0		32.0 / 24.0		
			TC	PI	TC	PI	TC	PI	TC	PI	TC	PI	TC	PI	TC	PI	
110	35	170.0	30.00	4.20	32.50	5.01	35.40	5.84	38.40	6.59	39.60	6.75	41.10	6.92	42.30	7.00	
		54.0	27.80	5.26	30.10	6.12	32.70	7.12	35.60	8.02	36.70	8.21	38.10	8.41	39.20	8.56	
	40	67.5	27.80	5.17	30.10	6.04	32.70	7.03	35.60	7.91	36.70	8.10	38.10	8.30	39.20	8.45	
		135.0	27.80	4.74	30.10	5.62	32.70	6.55	35.60	7.38	36.70	7.55	38.10	7.75	39.20	7.90	
		168.8	27.80	4.61	30.10	5.50	32.70	6.42	35.60	7.23	36.70	7.42	38.10	7.61	39.20	7.70	
		170.0	27.80	4.61	30.10	5.50	32.70	6.42	35.60	7.22	36.70	7.42	38.10	7.61	39.20	7.69	
		54.0	25.50	5.72	27.70	6.68	30.10	7.77	32.80	8.73	33.80	8.94	35.10	9.16	36.10	9.33	
	45	67.5	25.50	5.63	27.70	6.59	30.10	7.66	32.80	8.61	33.80	8.82	35.10	9.04	36.10	9.21	
		135.0	25.50	5.16	27.70	6.12	30.10	7.14	32.80	8.03	33.80	8.23	35.10	8.45	36.10	8.61	
		168.8	25.50	5.02	27.70	5.99	30.10	7.00	32.80	7.87	33.80	8.09	35.10	8.30	36.10	8.39	
		170.0	25.50	5.02	27.70	5.99	30.10	7.00	32.80	7.86	33.80	8.09	35.10	8.29	36.10	8.38	
		54.0	30.60	1.78	33.10	2.07	36.10	2.37	39.20	2.70	40.40	2.74	41.90	2.84	43.10	2.89	
	100	10	67.5	30.60	1.75	33.10	2.04	36.10	2.34	39.20	2.67	40.40	2.71	41.90	2.80	43.10	2.85
			135.0	30.60	1.60	33.10	1.89	36.10	2.20	39.20	2.49	40.40	2.54	41.90	2.61	43.10	2.66
			168.8	30.60	1.55	33.10	1.85	36.10	2.15	39.20	2.44	40.40	2.49	41.90	2.55	43.10	2.57
170.0			30.60	1.55	33.10	1.85	36.10	2.15	39.20	2.44	40.40	2.49	41.90	2.55	43.10	2.57	
54.0			30.60	2.40	33.10	2.79	36.10	3.24	39.20	3.66	40.40	3.74	41.90	3.84	43.10	3.90	
15		67.5	30.60	2.36	33.10	2.75	36.10	3.20	39.20	3.61	40.40	3.69	41.90	3.79	43.10	3.85	
		135.0	30.60	2.17	33.10	2.57	36.10	2.99	39.20	3.37	40.40	3.44	41.90	3.53	43.10	3.60	
		168.8	30.60	2.10	33.10	2.51	36.10	2.92	39.20	3.30	40.40	3.38	41.90	3.47	43.10	3.50	
		170.0	30.60	2.10	33.10	2.51	36.10	2.92	39.20	3.30	40.40	3.38	41.90	3.47	43.10	3.50	
		54.0	30.60	2.96	33.10	3.43	36.10	4.01	39.20	4.50	40.40	4.62	41.90	4.73	43.10	4.81	
20		67.5	30.60	2.91	33.10	3.39	36.10	3.96	39.20	4.44	40.40	4.56	41.90	4.67	43.10	4.75	
		135.0	30.60	2.67	33.10	3.17	36.10	3.69	39.20	4.14	40.40	4.24	41.90	4.35	43.10	4.43	
		168.8	30.60	2.59	33.10	3.10	36.10	3.61	39.20	4.07	40.40	4.17	41.90	4.28	43.10	4.32	
		170.0	30.60	2.59	33.10	3.10	36.10	3.61	39.20	4.07	40.40	4.17	41.90	4.28	43.10	4.32	
		54.0	30.60	3.60	33.10	4.19	36.10	4.88	39.20	5.50	40.40	5.64	41.90	5.77	43.10	5.87	
25		67.5	30.60	3.54	33.10	4.13	36.10	4.81	39.20	5.43	40.40	5.56	41.90	5.69	43.10	5.79	
		135.0	30.60	3.25	33.10	3.85	36.10	4.49	39.20	5.05	40.40	5.18	41.90	5.31	43.10	5.41	
		168.8	30.60	3.17	33.10	3.78	36.10	4.40	39.20	4.95	40.40	5.08	41.90	5.21	43.10	5.26	
		170.0	30.60	3.12	33.10	3.74	36.10	4.35	39.20	4.90	40.40	5.03	41.90	5.16	43.10	5.19	
		54.0	30.60	4.43	33.10	5.16	36.10	6.01	39.20	6.76	40.40	6.92	41.90	7.09	43.10	7.22	
30		67.5	30.60	4.36	33.10	5.09	36.10	5.93	39.20	6.67	40.40	6.83	41.90	7.00	43.10	7.13	
		135.0	30.60	4.00	33.10	4.74	36.10	5.52	39.20	6.22	40.40	6.36	41.90	6.53	43.10	6.65	
		168.8	30.60	3.89	33.10	4.64	36.10	5.41	39.20	6.10	40.40	6.25	41.90	6.41	43.10	6.48	
		170.0	30.60	3.89	33.10	4.64	36.10	5.41	39.20	6.10	40.40	6.25	41.90	6.41	43.10	6.47	
		54.0	29.10	4.68	31.50	5.44	34.30	6.33	37.20	7.13	38.30	7.30	39.90	7.48	41.00	7.62	
35		67.5	29.10	4.60	31.50	5.37	34.30	6.25	37.20	7.04	38.30	7.20	39.90	7.38	41.00	7.52	
		135.0	29.10	4.22	31.50	5.01	34.30	5.83	37.20	6.56	38.30	6.72	39.90	6.90	41.00	7.02	
		168.8	29.10	4.11	31.50	4.90	34.30	5.71	37.20	6.44	38.30	6.60	39.90	6.76	41.00	6.83	
		170.0	29.10	4.11	31.50	4.90	34.30	5.71	37.20	6.44	38.30	6.60	39.90	6.76	41.00	6.82	
		54.0	27.50	5.26	29.80	6.11	32.50	7.11	35.30	8.00	36.30	8.20	37.80	8.40	38.80	8.54	
40		67.5	27.50	5.17	29.80	6.03	32.50	7.02	35.30	7.89	36.30	8.09	37.80	8.29	38.80	8.43	
		135.0	27.50	4.73	29.80	5.62	32.50	6.54	35.30	7.36	36.30	7.54	37.80	7.73	38.80	7.87	
		168.8	27.50	4.61	29.80	5.50	32.50	6.41	35.30	7.22	36.30	7.40	37.80	7.59	38.80	7.66	
		170.0	27.50	4.61	29.80	5.50	32.50	6.41	35.30	7.22	36.30	7.40	37.80	7.59	38.80	7.65	
		54.0	26.00	5.84	28.10	6.77	30.70	7.89	33.30	8.87	34.30	9.09	35.70	9.31	36.60	9.47	
45		67.5	26.00	5.74	28.10	6.68	30.70	7.78	33.30	8.75	34.30	8.97	35.70	9.19	36.60	9.35	
		135.0	26.00	5.24	28.10	6.23	30.70	7.25	33.30	8.16	34.30	8.36	35.70	8.56	36.60	8.73	
		168.8	26.00	5.11	28.10	6.10	30.70	7.11	33.30	8.00	34.30	8.20	35.70	8.41	36.60	8.50	
		170.0	26.00	5.11	28.10	6.10	30.70	7.11	33.30	7.99	34.30	8.19	35.70	8.40	36.60	8.49	
		54.0	27.50	1.51	29.80	1.75	32.50	2.05	35.30	2.32	36.30	2.36	37.80	2.41	38.80	2.49	
90		10	67.5	27.50	1.49	29.80	1.73	32.50	2.02	35.30	2.29	36.30	2.33	37.80	2.39	38.80	2.46
			135.0	27.50	1.38	29.80	1.64	32.50	1.89	35.30	2.15	36.30	2.19	37.80	2.26	38.80	2.29
			168.8	27.50	1.34	29.80	1.58	32.50	1.86	35.30	2.08	36.30	2.15	37.80	2.21	38.80	2.21

7. Capacity Tables

Combi. (%)	Inlet Water Temp. (°C)	Water Flow Rate (LPM)	Indoor Air Temp. (°C, DB/WB)														
			20.0 / 14.0		23.0 / 16.0		26.0 / 18.0		27.0 / 19.0		28.0 / 20.0		30.0 / 22.0		32.0 / 24.0		
			TC	PI	TC	PI	TC	PI	TC	PI	TC	PI	TC	PI	TC	PI	
90	10	170.0	27.50	1.34	29.80	1.58	32.50	1.86	35.30	2.08	36.30	2.15	37.80	2.21	38.80	2.21	
	15	54.0	27.50	2.06	29.80	2.39	32.50	2.79	35.30	3.15	36.30	3.22	37.80	3.29	38.80	3.36	
		67.5	27.50	2.03	29.80	2.36	32.50	2.75	35.30	3.11	36.30	3.18	37.80	3.25	38.80	3.32	
		135.0	27.50	1.87	29.80	2.21	32.50	2.57	35.30	2.90	36.30	2.97	37.80	3.04	38.80	3.10	
		168.8	27.50	1.81	29.80	2.15	32.50	2.52	35.30	2.83	36.30	2.91	37.80	2.99	38.80	3.01	
		170.0	27.50	1.81	29.80	2.15	32.50	2.52	35.30	2.83	36.30	2.91	37.80	2.99	38.80	3.01	
	20	54.0	27.50	2.55	29.80	2.96	32.50	3.44	35.30	3.89	36.30	3.97	37.80	4.08	38.80	4.14	
		67.5	27.50	2.51	29.80	2.92	32.50	3.40	35.30	3.84	36.30	3.92	37.80	4.02	38.80	4.09	
		135.0	27.50	2.30	29.80	2.72	32.50	3.17	35.30	3.57	36.30	3.65	37.80	3.74	38.80	3.82	
		168.8	27.50	2.23	29.80	2.67	32.50	3.11	35.30	3.50	36.30	3.59	37.80	3.68	38.80	3.72	
		170.0	27.50	2.23	29.80	2.67	32.50	3.11	35.30	3.50	36.30	3.59	37.80	3.68	38.80	3.72	
	25	54.0	27.50	3.11	29.80	3.61	32.50	4.20	35.30	4.73	36.30	4.84	37.80	4.97	38.80	5.06	
		67.5	27.50	3.06	29.80	3.56	32.50	4.15	35.30	4.67	36.30	4.78	37.80	4.90	38.80	4.99	
		135.0	27.50	2.80	29.80	3.32	32.50	3.87	35.30	4.35	36.30	4.45	37.80	4.58	38.80	4.65	
		168.8	27.50	2.72	29.80	3.24	32.50	3.79	35.30	4.27	36.30	4.38	37.80	4.49	38.80	4.53	
		170.0	27.50	2.68	29.80	3.20	32.50	3.75	35.30	4.22	36.30	4.34	37.80	4.44	38.80	4.47	
	30	54.0	27.50	3.82	29.80	4.44	32.50	5.17	35.30	5.83	36.30	5.96	37.80	6.11	38.80	6.22	
		67.5	27.50	3.76	29.80	4.38	32.50	5.10	35.30	5.75	36.30	5.88	37.80	6.03	38.80	6.14	
		135.0	27.50	3.44	29.80	4.08	32.50	4.75	35.30	5.35	36.30	5.49	37.80	5.62	38.80	5.72	
		168.8	27.50	3.34	29.80	4.00	32.50	4.65	35.30	5.25	36.30	5.38	37.80	5.52	38.80	5.58	
		170.0	27.50	3.34	29.80	4.00	32.50	4.65	35.30	5.25	36.30	5.38	37.80	5.52	38.80	5.58	
	35	54.0	26.80	4.13	29.00	4.79	31.60	5.58	34.30	6.28	35.30	6.42	36.70	6.58	37.70	6.70	
		67.5	26.80	4.06	29.00	4.72	31.60	5.51	34.30	6.20	35.30	6.34	36.70	6.49	37.70	6.61	
		135.0	26.80	3.71	29.00	4.40	31.60	5.13	34.30	5.78	35.30	5.91	36.70	6.06	37.70	6.18	
		168.8	26.80	3.61	29.00	4.31	31.60	5.02	34.30	5.66	35.30	5.81	36.70	5.95	37.70	6.01	
		170.0	26.80	3.61	29.00	4.31	31.60	5.02	34.30	5.66	35.30	5.81	36.70	5.95	37.70	6.00	
	40	54.0	26.00	4.74	28.20	5.50	30.70	6.40	33.30	7.22	34.30	7.38	35.60	7.56	36.70	7.70	
		67.5	26.00	4.66	28.20	5.43	30.70	6.32	33.30	7.12	34.30	7.28	35.60	7.46	36.70	7.60	
		135.0	26.00	4.27	28.20	5.05	30.70	5.90	33.30	6.63	34.30	6.80	35.60	6.96	36.70	7.10	
		168.8	26.00	4.14	28.20	4.95	30.70	5.78	33.30	6.51	34.30	6.66	35.60	6.84	36.70	6.91	
		170.0	26.00	4.14	28.20	4.95	30.70	5.78	33.30	6.51	34.30	6.66	35.60	6.84	36.70	6.90	
	45	54.0	25.20	5.35	27.30	6.21	29.80	7.22	32.30	8.15	33.40	8.34	34.60	8.55	35.60	8.69	
		67.5	25.20	5.26	27.30	6.13	29.80	7.13	32.30	8.04	33.40	8.23	34.60	8.44	35.60	8.58	
		135.0	25.20	4.82	27.30	5.71	29.80	6.66	32.30	7.49	33.40	7.69	34.60	7.86	35.60	8.02	
		168.8	25.20	4.68	27.30	5.60	29.80	6.53	32.30	7.35	33.40	7.52	34.60	7.73	35.60	7.81	
		170.0	25.20	4.68	27.30	5.60	29.80	6.53	32.30	7.35	33.40	7.51	34.60	7.73	35.60	7.80	
	80	10	54.0	24.40	1.29	26.50	1.47	28.90	1.71	31.40	1.96	32.30	1.98	33.60	2.04	34.50	2.06
			67.5	24.40	1.27	26.50	1.45	28.90	1.69	31.40	1.93	32.30	1.96	33.60	2.01	34.50	2.03
			135.0	24.40	1.14	26.50	1.38	28.90	1.59	31.40	1.78	32.30	1.84	33.60	1.87	34.50	1.90
			168.8	24.40	1.13	26.50	1.34	28.90	1.56	31.40	1.75	32.30	1.78	33.60	1.84	34.50	1.86
			170.0	24.40	1.13	26.50	1.34	28.90	1.56	31.40	1.75	32.30	1.78	33.60	1.84	34.50	1.86
		15	54.0	24.40	1.74	26.50	2.01	28.90	2.34	31.40	2.64	32.30	2.70	33.60	2.77	34.50	2.81
			67.5	24.40	1.71	26.50	1.98	28.90	2.31	31.40	2.60	32.30	2.67	33.60	2.73	34.50	2.77
			135.0	24.40	1.56	26.50	1.85	28.90	2.15	31.40	2.42	32.30	2.49	33.60	2.54	34.50	2.59
			168.8	24.40	1.52	26.50	1.81	28.90	2.11	31.40	2.38	32.30	2.43	33.60	2.50	34.50	2.52
170.0			24.40	1.52	26.50	1.81	28.90	2.11	31.40	2.38	32.30	2.43	33.60	2.50	34.50	2.52	
20		54.0	24.40	2.13	26.50	2.49	28.90	2.89	31.40	3.25	32.30	3.33	33.60	3.41	34.50	3.48	
		67.5	24.40	2.09	26.50	2.46	28.90	2.85	31.40	3.21	32.30	3.29	33.60	3.37	34.50	3.43	
		135.0	24.40	1.92	26.50	2.28	28.90	2.65	31.40	2.99	32.30	3.07	33.60	3.14	34.50	3.20	
		168.8	24.40	1.87	26.50	2.23	28.90	2.60	31.40	2.93	32.30	3.01	33.60	3.09	34.50	3.11	
		170.0	24.40	1.87	26.50	2.23	28.90	2.60	31.40	2.93	32.30	3.01	33.60	3.09	34.50	3.11	
25		54.0	24.40	2.61	26.50	3.03	28.90	3.52	31.40	3.96	32.30	4.07	33.60	4.17	34.50	4.23	
		67.5	24.40	2.57	26.50	2.99	28.90	3.47	31.40	3.91	32.30	4.01	33.60	4.11	34.50	4.18	
		135.0	24.40	2.34	26.50	2.78	28.90	3.24	31.40	3.65	32.30	3.73	33.60	3.83	34.50	3.90	
		168.8	24.40	2.28	26.50	2.72	28.90	3.18	31.40	3.58	32.30	3.67	33.60	3.77	34.50	3.80	

7. Capacity Tables

Combi. (%)	Inlet Water Temp. (°C)	Water Flow Rate (LPM)	Indoor Air Temp. (°C, DB/WB)													
			20.0 / 14.0		23.0 / 16.0		26.0 / 18.0		27.0 / 19.0		28.0 / 20.0		30.0 / 22.0		32.0 / 24.0	
			TC	PI	TC	PI	TC	PI	TC	PI	TC	PI	TC	PI	TC	PI
80	25	170.0	24.40	2.24	26.50	2.69	28.90	3.14	31.40	3.54	32.30	3.63	33.60	3.73	34.50	3.75
	30	54.0	24.40	3.19	26.50	3.71	28.90	4.34	31.40	4.88	32.30	4.99	33.60	5.11	34.50	5.22
		67.5	24.40	3.14	26.50	3.66	28.90	4.28	31.40	4.81	32.30	4.93	33.60	5.04	34.50	5.15
		135.0	24.40	2.89	26.50	3.42	28.90	3.99	31.40	4.49	32.30	4.60	33.60	4.71	34.50	4.80
		168.8	24.40	2.81	26.50	3.34	28.90	3.90	31.40	4.40	32.30	4.51	33.60	4.62	34.50	4.68
		170.0	24.40	2.81	26.50	3.34	28.90	3.90	31.40	4.40	32.30	4.51	33.60	4.62	34.50	4.68
	35	54.0	24.40	3.56	26.50	4.13	28.90	4.81	31.40	5.42	32.30	5.55	33.60	5.69	34.50	5.79
		67.5	24.40	3.50	26.50	4.08	28.90	4.75	31.40	5.35	32.30	5.48	33.60	5.61	34.50	5.71
		135.0	24.40	3.21	26.50	3.80	28.90	4.43	31.40	4.99	32.30	5.11	33.60	5.23	34.50	5.33
		168.8	24.40	3.12	26.50	3.72	28.90	4.34	31.40	4.89	32.30	5.01	33.60	5.14	34.50	5.19
		170.0	24.40	3.12	26.50	3.72	28.90	4.34	31.40	4.89	32.30	5.01	33.60	5.14	34.50	5.19
	40	54.0	24.40	4.22	26.50	4.90	28.90	5.70	31.40	6.42	32.30	6.57	33.60	6.74	34.50	6.85
		67.5	24.40	4.15	26.50	4.83	28.90	5.62	31.40	6.34	32.30	6.48	33.60	6.65	34.50	6.76
		135.0	24.40	3.80	26.50	4.50	28.90	5.24	31.40	5.91	32.30	6.04	33.60	6.20	34.50	6.31
		168.8	24.40	3.69	26.50	4.41	28.90	5.13	31.40	5.79	32.30	5.93	33.60	6.09	34.50	6.14
		170.0	24.40	3.69	26.50	4.41	28.90	5.13	31.40	5.79	32.30	5.93	33.60	6.09	34.50	6.13
	45	54.0	24.40	4.87	26.50	5.67	28.90	6.60	31.40	7.43	32.30	7.59	33.60	7.79	34.50	7.91
		67.5	24.40	4.79	26.50	5.59	28.90	6.51	31.40	7.33	32.30	7.49	33.60	7.69	34.50	7.81
		135.0	24.40	4.39	26.50	5.20	28.90	6.05	31.40	6.83	32.30	6.98	33.60	7.16	34.50	7.29
		168.8	24.40	4.25	26.50	5.10	28.90	5.92	31.40	6.69	32.30	6.85	33.60	7.03	34.50	7.10
170.0		24.40	4.25	26.50	5.10	28.90	5.92	31.40	6.69	32.30	6.85	33.60	7.03	34.50	7.09	
70	10	54.0	21.40	1.05	23.20	1.23	25.30	1.42	27.40	1.60	28.20	1.66	29.30	1.71	30.20	1.71
		67.5	21.40	1.03	23.20	1.21	25.30	1.40	27.40	1.58	28.20	1.64	29.30	1.69	30.20	1.69
		135.0	21.40	0.96	23.20	1.12	25.30	1.31	27.40	1.50	28.20	1.53	29.30	1.57	30.20	1.59
		168.8	21.40	0.94	23.20	1.10	25.30	1.29	27.40	1.45	28.20	1.48	29.30	1.53	30.20	1.55
		170.0	21.40	0.94	23.20	1.10	25.30	1.29	27.40	1.45	28.20	1.48	29.30	1.53	30.20	1.55
	15	54.0	21.40	1.44	23.20	1.67	25.30	1.94	27.40	2.19	28.20	2.25	29.30	2.30	30.20	2.34
		67.5	21.40	1.42	23.20	1.65	25.30	1.92	27.40	2.16	28.20	2.22	29.30	2.27	30.20	2.31
		135.0	21.40	1.30	23.20	1.53	25.30	1.79	27.40	2.02	28.20	2.07	29.30	2.12	30.20	2.15
		168.8	21.40	1.27	23.20	1.50	25.30	1.75	27.40	1.98	28.20	2.02	29.30	2.08	30.20	2.10
		170.0	21.40	1.27	23.20	1.50	25.30	1.75	27.40	1.98	28.20	2.02	29.30	2.08	30.20	2.10
	20	54.0	21.40	1.78	23.20	2.07	25.30	2.41	27.40	2.71	28.20	2.77	29.30	2.83	30.20	2.89
		67.5	21.40	1.75	23.20	2.04	25.30	2.38	27.40	2.67	28.20	2.73	29.30	2.79	30.20	2.85
		135.0	21.40	1.60	23.20	1.90	25.30	2.21	27.40	2.49	28.20	2.54	29.30	2.61	30.20	2.65
		168.8	21.40	1.56	23.20	1.85	25.30	2.17	27.40	2.44	28.20	2.50	29.30	2.57	30.20	2.59
		170.0	21.40	1.56	23.20	1.85	25.30	2.17	27.40	2.44	28.20	2.50	29.30	2.57	30.20	2.59
	25	54.0	21.40	2.16	23.20	2.52	25.30	2.92	27.40	3.30	28.20	3.37	29.30	3.45	30.20	3.52
		67.5	21.40	2.13	23.20	2.49	25.30	2.88	27.40	3.26	28.20	3.33	29.30	3.41	30.20	3.47
		135.0	21.40	1.95	23.20	2.31	25.30	2.70	27.40	3.03	28.20	3.11	29.30	3.19	30.20	3.24
		168.8	21.40	1.90	23.20	2.27	25.30	2.64	27.40	2.98	28.20	3.04	29.30	3.12	30.20	3.15
		170.0	21.40	1.87	23.20	2.24	25.30	2.62	27.40	2.95	28.20	3.01	29.30	3.09	30.20	3.11
30	54.0	21.40	2.66	23.20	3.09	25.30	3.60	27.40	4.05	28.20	4.15	29.30	4.25	30.20	4.34	
	67.5	21.40	2.62	23.20	3.05	25.30	3.55	27.40	4.00	28.20	4.10	29.30	4.20	30.20	4.28	
	135.0	21.40	2.40	23.20	2.84	25.30	3.31	27.40	3.73	28.20	3.82	29.30	3.92	30.20	3.99	
	168.8	21.40	2.33	23.20	2.79	25.30	3.24	27.40	3.65	28.20	3.75	29.30	3.84	30.20	3.89	
	170.0	21.40	2.33	23.20	2.79	25.30	3.24	27.40	3.65	28.20	3.75	29.30	3.84	30.20	3.89	
35	54.0	21.40	2.96	23.20	3.43	25.30	4.01	27.40	4.50	28.20	4.62	29.30	4.73	30.20	4.81	
	67.5	21.40	2.91	23.20	3.39	25.30	3.96	27.40	4.44	28.20	4.56	29.30	4.67	30.20	4.75	
	135.0	21.40	2.67	23.20	3.17	25.30	3.68	27.40	4.14	28.20	4.24	29.30	4.35	30.20	4.43	
	168.8	21.40	2.59	23.20	3.09	25.30	3.61	27.40	4.07	28.20	4.17	29.30	4.28	30.20	4.32	
	170.0	21.40	2.59	23.20	3.09	25.30	3.61	27.40	4.07	28.20	4.17	29.30	4.28	30.20	4.32	
40	54.0	21.40	3.50	23.20	4.06	25.30	4.74	27.40	5.34	28.20	5.46	29.30	5.60	30.20	5.70	
	67.5	21.40	3.44	23.20	4.01	25.30	4.68	27.40	5.27	28.20	5.39	29.30	5.53	30.20	5.63	
	135.0	21.40	3.15	23.20	3.74	25.30	4.37	27.40	4.91	28.20	5.03	29.30	5.15	30.20	5.25	
	168.8	21.40	3.07	23.20	3.67	25.30	4.27	27.40	4.81	28.20	4.93	29.30	5.06	30.20	5.11	

7. Capacity Tables

Combi. (%)	Inlet Water Temp. (°C)	Water Flow Rate (LPM)	Indoor Air Temp. (°C, DB/WB)														
			20.0 / 14.0		23.0 / 16.0		26.0 / 18.0		27.0 / 19.0		28.0 / 20.0		30.0 / 22.0		32.0 / 24.0		
			TC	PI	TC	PI	TC	PI	TC	PI	TC	PI	TC	PI	TC	PI	
70	40	170.0	21.40	3.07	23.20	3.67	25.30	4.27	27.40	4.81	28.20	4.93	29.30	5.06	30.20	5.11	
	45	54.0	21.40	4.05	23.20	4.70	25.30	5.47	27.40	6.18	28.20	6.31	29.30	6.47	30.20	6.59	
		67.5	21.40	3.98	23.20	4.64	25.30	5.40	27.40	6.10	28.20	6.23	29.30	6.38	30.20	6.51	
		135.0	21.40	3.64	23.20	4.32	25.30	5.05	27.40	5.68	28.20	5.82	29.30	5.95	30.20	6.08	
		168.8	21.40	3.54	23.20	4.24	25.30	4.92	27.40	5.55	28.20	5.70	29.30	5.85	30.20	5.90	
		170.0	21.40	3.54	23.20	4.24	25.30	4.92	27.40	5.55	28.20	5.70	29.30	5.85	30.20	5.89	
60	10	54.0	18.40	0.84	19.90	0.98	21.60	1.12	23.50	1.29	24.20	1.33	25.20	1.34	25.90	1.36	
		67.5	18.40	0.83	19.90	0.97	21.60	1.11	23.50	1.27	24.20	1.31	25.20	1.33	25.90	1.35	
		135.0	18.40	0.76	19.90	0.90	21.60	1.06	23.50	1.19	24.20	1.21	25.20	1.25	25.90	1.27	
		168.8	18.40	0.72	19.90	0.89	21.60	1.04	23.50	1.16	24.20	1.19	25.20	1.22	25.90	1.24	
		170.0	18.40	0.72	19.90	0.89	21.60	1.04	23.50	1.16	24.20	1.19	25.20	1.22	25.90	1.24	
	15	54.0	18.40	1.14	19.90	1.33	21.60	1.54	23.50	1.75	24.20	1.80	25.20	1.83	25.90	1.86	
		67.5	18.40	1.12	19.90	1.31	21.60	1.52	23.50	1.73	24.20	1.77	25.20	1.81	25.90	1.84	
		135.0	18.40	1.03	19.90	1.22	21.60	1.43	23.50	1.61	24.20	1.64	25.20	1.69	25.90	1.72	
		168.8	18.40	1.00	19.90	1.20	21.60	1.40	23.50	1.58	24.20	1.61	25.20	1.65	25.90	1.68	
		170.0	18.40	1.00	19.90	1.20	21.60	1.40	23.50	1.58	24.20	1.61	25.20	1.65	25.90	1.68	
	20	54.0	18.40	1.42	19.90	1.65	21.60	1.92	23.50	2.16	24.20	2.21	25.20	2.26	25.90	2.30	
		67.5	18.40	1.40	19.90	1.63	21.60	1.90	23.50	2.13	24.20	2.18	25.20	2.23	25.90	2.27	
		135.0	18.40	1.28	19.90	1.51	21.60	1.77	23.50	1.99	24.20	2.03	25.20	2.08	25.90	2.12	
		168.8	18.40	1.24	19.90	1.48	21.60	1.72	23.50	1.94	24.20	1.99	25.20	2.04	25.90	2.07	
		170.0	18.40	1.24	19.90	1.48	21.60	1.72	23.50	1.94	24.20	1.99	25.20	2.04	25.90	2.07	
	25	54.0	18.40	1.72	19.90	2.01	21.60	2.34	23.50	2.63	24.20	2.69	25.20	2.75	25.90	2.81	
		67.5	18.40	1.69	19.90	1.98	21.60	2.31	23.50	2.60	24.20	2.66	25.20	2.72	25.90	2.77	
		135.0	18.40	1.56	19.90	1.84	21.60	2.14	23.50	2.42	24.20	2.48	25.20	2.54	25.90	2.59	
		168.8	18.40	1.51	19.90	1.80	21.60	2.10	23.50	2.37	24.20	2.43	25.20	2.49	25.90	2.52	
		170.0	18.40	1.49	19.90	1.78	21.60	2.08	23.50	2.34	24.20	2.41	25.20	2.46	25.90	2.49	
	30	54.0	18.40	2.12	19.90	2.46	21.60	2.87	23.50	3.23	24.20	3.31	25.20	3.39	25.90	3.45	
		67.5	18.40	2.09	19.90	2.43	21.60	2.83	23.50	3.19	24.20	3.27	25.20	3.35	25.90	3.41	
		135.0	18.40	1.91	19.90	2.27	21.60	2.64	23.50	2.98	24.20	3.04	25.20	3.12	25.90	3.18	
		168.8	18.40	1.85	19.90	2.22	21.60	2.59	23.50	2.92	24.20	2.99	25.20	3.07	25.90	3.10	
		170.0	18.40	1.85	19.90	2.22	21.60	2.59	23.50	2.92	24.20	2.99	25.20	3.07	25.90	3.10	
	35	54.0	18.40	2.36	19.90	2.74	21.60	3.20	23.50	3.59	24.20	3.68	25.20	3.77	25.90	3.84	
		67.5	18.40	2.32	19.90	2.70	21.60	3.16	23.50	3.54	24.20	3.63	25.20	3.72	25.90	3.79	
		135.0	18.40	2.12	19.90	2.52	21.60	2.93	23.50	3.31	24.20	3.39	25.20	3.47	25.90	3.53	
		168.8	18.40	2.07	19.90	2.47	21.60	2.88	23.50	3.24	24.20	3.32	25.20	3.41	25.90	3.44	
		170.0	18.40	2.07	19.90	2.47	21.60	2.88	23.50	3.24	24.20	3.32	25.20	3.41	25.90	3.44	
	40	54.0	18.40	2.79	19.90	3.24	21.60	3.78	23.50	4.26	24.20	4.36	25.20	4.46	25.90	4.55	
		67.5	18.40	2.75	19.90	3.20	21.60	3.73	23.50	4.20	24.20	4.30	25.20	4.40	25.90	4.49	
		135.0	18.40	2.52	19.90	2.99	21.60	3.48	23.50	3.91	24.20	4.01	25.20	4.11	25.90	4.19	
		168.8	18.40	2.44	19.90	2.92	21.60	3.41	23.50	3.83	24.20	3.93	25.20	4.03	25.90	4.08	
		170.0	18.40	2.44	19.90	2.92	21.60	3.41	23.50	3.83	24.20	3.93	25.20	4.03	25.90	4.08	
	45	54.0	18.40	3.21	19.90	3.73	21.60	4.37	23.50	4.93	24.20	5.04	25.20	5.14	25.90	5.26	
		67.5	18.40	3.16	19.90	3.68	21.60	4.31	23.50	4.86	24.20	4.97	25.20	5.07	25.90	5.19	
		135.0	18.40	2.92	19.90	3.45	21.60	4.02	23.50	4.51	24.20	4.63	25.20	4.75	25.90	4.84	
		168.8	18.40	2.82	19.90	3.38	21.60	3.94	23.50	4.42	24.20	4.54	25.20	4.65	25.90	4.71	
		170.0	18.40	2.82	19.90	3.38	21.60	3.94	23.50	4.42	24.20	4.54	25.20	4.65	25.90	4.71	
	50	10	54.0	15.30	0.62	16.60	0.73	18.00	0.87	19.60	0.95	20.20	0.97	21.00	1.01	21.50	1.02
			67.5	15.30	0.62	16.60	0.72	18.00	0.86	19.60	0.94	20.20	0.96	21.00	1.00	21.50	1.01
			135.0	15.30	0.60	16.60	0.67	18.00	0.79	19.60	0.89	20.20	0.92	21.00	0.92	21.50	0.94
			168.8	15.30	0.60	16.60	0.67	18.00	0.77	19.60	0.86	20.20	0.87	21.00	0.91	21.50	0.91
			170.0	15.30	0.60	16.60	0.67	18.00	0.77	19.60	0.86	20.20	0.87	21.00	0.91	21.50	0.91
		15	54.0	15.30	0.85	16.60	0.99	18.00	1.16	19.60	1.30	20.20	1.33	21.00	1.37	21.50	1.39
			67.5	15.30	0.84	16.60	0.98	18.00	1.15	19.60	1.28	20.20	1.31	21.00	1.35	21.50	1.37
			135.0	15.30	0.77	16.60	0.91	18.00	1.07	19.60	1.20	20.20	1.23	21.00	1.26	21.50	1.28
168.8			15.30	0.74	16.60	0.90	18.00	1.04	19.60	1.18	20.20	1.20	21.00	1.23	21.50	1.24	

7. Capacity Tables

Combi. (%)	Inlet Water Temp. (°C)	Water Flow Rate (LPM)	Indoor Air Temp. (°C, DB/WB)													
			20.0 / 14.0		23.0 / 16.0		26.0 / 18.0		27.0 / 19.0		28.0 / 20.0		30.0 / 22.0		32.0 / 24.0	
			TC	PI	TC	PI	TC	PI	TC	PI	TC	PI	TC	PI	TC	PI
50	15	170.0	15.30	0.74	16.60	0.90	18.00	1.04	19.60	1.18	20.20	1.20	21.00	1.23	21.50	1.24
	20	54.0	15.30	1.05	16.60	1.23	18.00	1.42	19.60	1.60	20.20	1.65	21.00	1.68	21.50	1.72
		67.5	15.30	1.03	16.60	1.21	18.00	1.40	19.60	1.58	20.20	1.63	21.00	1.66	21.50	1.70
		135.0	15.30	0.96	16.60	1.12	18.00	1.31	19.60	1.48	20.20	1.51	21.00	1.56	21.50	1.58
		168.8	15.30	0.92	16.60	1.10	18.00	1.29	19.60	1.46	20.20	1.49	21.00	1.52	21.50	1.54
		170.0	15.30	0.92	16.60	1.10	18.00	1.29	19.60	1.46	20.20	1.49	21.00	1.52	21.50	1.54
	25	54.0	15.30	1.28	16.60	1.49	18.00	1.74	19.60	1.97	20.20	2.01	21.00	2.06	21.50	2.09
		67.5	15.30	1.26	16.60	1.47	18.00	1.72	19.60	1.94	20.20	1.98	21.00	2.03	21.50	2.06
		135.0	15.30	1.16	16.60	1.38	18.00	1.60	19.60	1.80	20.20	1.84	21.00	1.89	21.50	1.93
		168.8	15.30	1.12	16.60	1.34	18.00	1.57	19.60	1.77	20.20	1.81	21.00	1.85	21.50	1.88
		170.0	15.30	1.11	16.60	1.33	18.00	1.55	19.60	1.75	20.20	1.79	21.00	1.84	21.50	1.85
	30	54.0	15.30	1.59	16.60	1.84	18.00	2.15	19.60	2.42	20.20	2.47	21.00	2.53	21.50	2.57
		67.5	15.30	1.56	16.60	1.82	18.00	2.12	19.60	2.39	20.20	2.44	21.00	2.50	21.50	2.54
		135.0	15.30	1.42	16.60	1.69	18.00	1.97	19.60	2.22	20.20	2.27	21.00	2.33	21.50	2.37
		168.8	15.30	1.39	16.60	1.65	18.00	1.93	19.60	2.18	20.20	2.23	21.00	2.29	21.50	2.31
		170.0	15.30	1.39	16.60	1.65	18.00	1.93	19.60	2.18	20.20	2.23	21.00	2.29	21.50	2.31
	35	54.0	15.30	1.76	16.60	2.04	18.00	2.38	19.60	2.67	20.20	2.74	21.00	2.81	21.50	2.85
		67.5	15.30	1.73	16.60	2.01	18.00	2.35	19.60	2.64	20.20	2.70	21.00	2.77	21.50	2.81
		135.0	15.30	1.59	16.60	1.88	18.00	2.19	19.60	2.47	20.20	2.52	21.00	2.59	21.50	2.63
		168.8	15.30	1.54	16.60	1.84	18.00	2.14	19.60	2.42	20.20	2.48	21.00	2.54	21.50	2.57
		170.0	15.30	1.54	16.60	1.84	18.00	2.14	19.60	2.42	20.20	2.48	21.00	2.54	21.50	2.57
	40	54.0	15.30	2.09	16.60	2.42	18.00	2.82	19.60	3.17	20.20	3.25	21.00	3.33	21.50	3.39
		67.5	15.30	2.05	16.60	2.39	18.00	2.78	19.60	3.13	20.20	3.21	21.00	3.29	21.50	3.35
		135.0	15.30	1.88	16.60	2.22	18.00	2.59	19.60	2.92	20.20	2.99	21.00	3.07	21.50	3.12
		168.8	15.30	1.82	16.60	2.18	18.00	2.54	19.60	2.87	20.20	2.93	21.00	3.01	21.50	3.03
		170.0	15.30	1.82	16.60	2.18	18.00	2.54	19.60	2.87	20.20	2.93	21.00	3.01	21.50	3.03
	45	54.0	15.30	2.42	16.60	2.79	18.00	3.27	19.60	3.67	20.20	3.76	21.00	3.85	21.50	3.92
		67.5	15.30	2.38	16.60	2.75	18.00	3.22	19.60	3.62	20.20	3.71	21.00	3.80	21.50	3.87
		135.0	15.30	2.17	16.60	2.57	18.00	2.99	19.60	3.38	20.20	3.45	21.00	3.54	21.50	3.61
		168.8	15.30	2.10	16.60	2.51	18.00	2.94	19.60	3.31	20.20	3.39	21.00	3.48	21.50	3.50
		170.0	15.30	2.10	16.60	2.51	18.00	2.94	19.60	3.31	20.20	3.39	21.00	3.48	21.50	3.50

Note

- TC: Total Capacity(kW), PI : Power Input(kW)
- Capacity tables show the average value of conditions which may occur.
- The minimum flow rate of the product is based on 50% of the rated flow rate or the value indicated in the specification table, whichever is greater. However, when the 'Variable Water Flow Valve Control KIT' is applied, the minimum flow rate is allowed to 40% (gray colored area) of the rated flow rate.
- If the flow rate is less than minimum flow rate and the indoor unit combination ratio exceeds 130%, ask to LG Electronics even if the 'Variable Water Flow Valve Control KIT' is applied.

7. Capacity Tables

CRWM160LAS5

Combi. (%)	Inlet Water Temp. (°C)	Water Flow Rate (LPM)	Indoor Air Temp. (°C, DB/WB)														
			20.0 / 14.0		23.0 / 16.0		26.0 / 18.0		27.0 / 19.0		28.0 / 20.0		30.0 / 22.0		32.0 / 24.0		
			TC	PI	TC	PI	TC	PI	TC	PI	TC	PI	TC	PI	TC	PI	
130	10	61.6	41.70	2.46	45.10	2.88	49.10	3.36	53.30	3.76	55.00	3.85	57.10	3.97	58.70	4.03	
		77.0	41.70	2.42	45.10	2.84	49.10	3.31	53.30	3.71	55.00	3.80	57.10	3.92	58.70	3.98	
		154.0	41.70	2.24	45.10	2.63	49.10	3.07	53.30	3.46	55.00	3.56	57.10	3.64	58.70	3.73	
		169.4	41.70	2.17	45.10	2.59	49.10	3.02	53.30	3.38	55.00	3.49	57.10	3.58	58.70	3.62	
		175.0	41.70	2.14	45.10	2.58	49.10	3.00	53.30	3.35	55.00	3.46	57.10	3.56	58.70	3.58	
	15	61.6	41.00	3.24	44.40	3.78	48.30	4.40	52.50	4.94	54.10	5.06	56.20	5.19	57.80	5.28	
		77.0	41.00	3.19	44.40	3.73	48.30	4.34	52.50	4.88	54.10	5.00	56.20	5.12	57.80	5.22	
		154.0	41.00	2.93	44.40	3.46	48.30	4.04	52.50	4.55	54.10	4.67	56.20	4.78	57.80	4.89	
		169.4	41.00	2.85	44.40	3.40	48.30	3.96	52.50	4.46	54.10	4.58	56.20	4.69	57.80	4.77	
		175.0	41.00	2.82	44.40	3.38	48.30	3.93	52.50	4.43	54.10	4.55	56.20	4.66	57.80	4.73	
	20	61.6	40.40	3.94	43.70	4.57	47.60	5.33	51.80	5.99	53.30	6.14	55.40	6.28	56.90	6.40	
		77.0	40.40	3.87	43.70	4.51	47.60	5.26	51.80	5.91	53.30	6.06	55.40	6.20	56.90	6.32	
		154.0	40.40	3.54	43.70	4.21	47.60	4.90	51.80	5.52	53.30	5.65	55.40	5.80	56.90	5.92	
		169.4	40.40	3.45	43.70	4.12	47.60	4.80	51.80	5.41	53.30	5.54	55.40	5.69	56.90	5.79	
		175.0	40.40	3.42	43.70	4.09	47.60	4.76	51.80	5.37	53.30	5.50	55.40	5.65	56.90	5.74	
	25	61.6	40.40	4.85	43.70	5.63	47.60	6.56	51.80	7.40	53.30	7.57	55.40	7.75	56.90	7.88	
		77.0	40.40	4.77	43.70	5.56	47.60	6.47	51.80	7.30	53.30	7.47	55.40	7.65	56.90	7.78	
		154.0	40.40	4.38	43.70	5.19	47.60	6.04	51.80	6.80	53.30	6.97	55.40	7.16	56.90	7.29	
		169.4	40.40	4.25	43.70	5.07	47.60	5.92	51.80	6.67	53.30	6.84	55.40	7.02	56.90	7.14	
		175.0	40.40	4.18	43.70	5.01	47.60	5.86	51.80	6.60	53.30	6.77	55.40	6.95	56.90	7.06	
	30	61.6	40.40	5.83	43.70	6.76	47.60	7.88	51.80	8.88	53.30	9.09	55.40	9.31	56.90	9.46	
		77.0	40.40	5.73	43.70	6.67	47.60	7.78	51.80	8.76	53.30	8.97	55.40	9.19	56.90	9.34	
		154.0	40.40	5.24	43.70	6.22	47.60	7.25	51.80	8.16	53.30	8.37	55.40	8.59	56.90	8.76	
		169.4	40.40	5.10	43.70	6.09	47.60	7.10	51.80	8.00	53.30	8.21	55.40	8.42	56.90	8.56	
		175.0	40.40	5.05	43.70	6.04	47.60	7.05	51.80	7.94	53.30	8.15	55.40	8.36	56.90	8.49	
	35	61.6	36.30	5.88	39.30	6.84	42.80	7.97	46.60	8.97	48.00	9.19	49.80	9.42	51.20	9.57	
		77.0	36.30	5.79	39.30	6.75	42.80	7.86	46.60	8.85	48.00	9.07	49.80	9.30	51.20	9.45	
		154.0	36.30	5.31	39.30	6.29	42.80	7.33	46.60	8.26	48.00	8.46	49.80	8.68	51.20	8.86	
		169.4	36.30	5.16	39.30	6.16	42.80	7.18	46.60	8.09	48.00	8.30	49.80	8.51	51.20	8.65	
		175.0	36.30	5.11	39.30	6.11	42.80	7.13	46.60	8.03	48.00	8.24	49.80	8.45	51.20	8.57	
	40	61.6	32.30	6.22	35.00	7.21	38.10	8.41	41.40	9.46	42.70	9.68	44.30	9.92	45.50	10.10	
		77.0	32.30	6.12	35.00	7.12	38.10	8.30	41.40	9.34	42.70	9.56	44.30	9.79	45.50	9.98	
		154.0	32.30	5.59	35.00	6.64	38.10	7.74	41.40	8.71	42.70	8.93	44.30	9.16	45.50	9.35	
		169.4	32.30	5.44	35.00	6.50	38.10	7.57	41.40	8.54	42.70	8.76	44.30	8.98	45.50	9.14	
		175.0	32.30	5.39	35.00	6.45	38.10	7.51	41.40	8.48	42.70	8.70	44.30	8.91	45.50	9.06	
	45	61.6	28.20	6.55	30.60	7.58	33.30	8.85	36.20	9.95	37.30	10.17	38.70	10.42	39.80	10.63	
		77.0	28.20	6.44	30.60	7.48	33.30	8.73	36.20	9.82	37.30	10.04	38.70	10.29	39.80	10.50	
		154.0	28.20	5.88	30.60	6.99	33.30	8.14	36.20	9.15	37.30	9.40	38.70	9.65	39.80	9.83	
		169.4	28.20	5.71	30.60	6.84	33.30	7.96	36.20	8.98	37.30	9.22	38.70	9.45	39.80	9.62	
		175.0	28.20	5.65	30.60	6.79	33.30	7.89	36.20	8.92	37.30	9.15	38.70	9.38	39.80	9.54	
	120	10	61.6	39.40	2.34	42.70	2.73	46.50	3.16	50.50	3.56	52.00	3.67	54.10	3.76	55.60	3.80
			77.0	39.40	2.30	42.70	2.69	46.50	3.12	50.50	3.51	52.00	3.62	54.10	3.71	55.60	3.75
			154.0	39.40	2.11	42.70	2.51	46.50	2.93	50.50	3.28	52.00	3.35	54.10	3.44	55.60	3.52
			169.4	39.40	2.04	42.70	2.43	46.50	2.86	50.50	3.20	52.00	3.31	54.10	3.38	55.60	3.44
			175.0	39.40	2.01	42.70	2.40	46.50	2.83	50.50	3.17	52.00	3.30	54.10	3.36	55.60	3.41
15		61.6	39.00	3.11	42.20	3.61	46.00	4.20	49.90	4.73	51.40	4.85	53.40	4.97	54.90	5.04	
		77.0	39.00	3.06	42.20	3.56	46.00	4.15	49.90	4.67	51.40	4.79	53.40	4.91	54.90	4.98	
		154.0	39.00	2.80	42.20	3.32	46.00	3.87	49.90	4.35	51.40	4.46	53.40	4.58	54.90	4.67	
		169.4	39.00	2.72	42.20	3.24	46.00	3.79	49.90	4.26	51.40	4.38	53.40	4.48	54.90	4.56	
		175.0	39.00	2.69	42.20	3.21	46.00	3.76	49.90	4.23	51.40	4.35	53.40	4.44	54.90	4.52	
20		61.6	38.50	3.79	41.80	4.40	45.50	5.12	49.40	5.77	50.90	5.90	52.90	6.04	54.40	6.14	
		77.0	38.50	3.73	41.80	4.34	45.50	5.05	49.40	5.69	50.90	5.82	52.90	5.96	54.40	6.07	
		154.0	38.50	3.41	41.80	4.04	45.50	4.71	49.40	5.31	50.90	5.44	52.90	5.58	54.40	5.69	
		169.4	38.50	3.32	41.80	3.96	45.50	4.61	49.40	5.20	50.90	5.33	52.90	5.46	54.40	5.56	

7. Capacity Tables

Combi. (%)	Inlet Water Temp. (°C)	Water Flow Rate (LPM)	Indoor Air Temp. (°C, DB/WB)													
			20.0 / 14.0		23.0 / 16.0		26.0 / 18.0		27.0 / 19.0		28.0 / 20.0		30.0 / 22.0		32.0 / 24.0	
			TC	PI	TC	PI	TC	PI	TC	PI	TC	PI	TC	PI	TC	PI
120	20	175.0	38.50	3.29	41.80	3.93	45.50	4.57	49.40	5.16	50.90	5.29	52.90	5.42	54.40	5.51
	25	61.6	38.50	4.65	41.80	5.41	45.50	6.30	49.40	7.08	50.90	7.25	52.90	7.44	54.40	7.57
		77.0	38.50	4.58	41.80	5.34	45.50	6.22	49.40	6.99	50.90	7.16	52.90	7.34	54.40	7.47
		154.0	38.50	4.20	41.80	4.97	45.50	5.79	49.40	6.52	50.90	6.68	52.90	6.85	54.40	6.99
		169.4	38.50	4.08	41.80	4.86	45.50	5.67	49.40	6.39	50.90	6.55	52.90	6.72	54.40	6.82
		175.0	38.50	4.02	41.80	4.81	45.50	5.61	49.40	6.33	50.90	6.48	52.90	6.65	54.40	6.74
	30	61.6	38.50	5.61	41.80	6.54	45.50	7.62	49.40	8.57	50.90	8.77	52.90	8.99	54.40	9.15
		77.0	38.50	5.52	41.80	6.45	45.50	7.52	49.40	8.46	50.90	8.65	52.90	8.87	54.40	9.03
		154.0	38.50	5.07	41.80	6.01	45.50	6.99	49.40	7.88	50.90	8.08	52.90	8.29	54.40	8.44
		169.4	38.50	4.93	41.80	5.88	45.50	6.85	49.40	7.73	50.90	7.92	52.90	8.13	54.40	8.25
		175.0	38.50	4.88	41.80	5.83	45.50	6.80	49.40	7.68	50.90	7.86	52.90	8.07	54.40	8.18
	35	61.6	35.30	5.76	38.20	6.70	41.60	7.80	45.20	8.78	46.60	8.99	48.40	9.20	49.80	9.37
		77.0	35.30	5.67	38.20	6.61	41.60	7.70	45.20	8.66	46.60	8.87	48.40	9.08	49.80	9.25
		154.0	35.30	5.19	38.20	6.16	41.60	7.18	45.20	8.08	46.60	8.27	48.40	8.50	49.80	8.65
		169.4	35.30	5.05	38.20	6.03	41.60	7.03	45.20	7.92	46.60	8.12	48.40	8.33	49.80	8.46
		175.0	35.30	5.00	38.20	5.98	41.60	6.98	45.20	7.86	46.60	8.07	48.40	8.27	49.80	8.39
	40	61.6	32.00	6.20	34.70	7.20	37.70	8.40	41.10	9.45	42.30	9.67	43.90	9.91	45.10	10.09
		77.0	32.00	6.10	34.70	7.11	37.70	8.29	41.10	9.32	42.30	9.54	43.90	9.78	45.10	9.96
		154.0	32.00	5.59	34.70	6.63	37.70	7.73	41.10	8.69	42.30	8.90	43.90	9.14	45.10	9.32
		169.4	32.00	5.44	34.70	6.48	37.70	7.57	41.10	8.52	42.30	8.74	43.90	8.97	45.10	9.10
175.0		32.00	5.39	34.70	6.43	37.70	7.51	41.10	8.46	42.30	8.68	43.90	8.91	45.10	9.02	
45	61.6	28.70	6.64	31.10	7.70	33.90	8.99	36.90	10.11	38.00	10.35	39.40	10.61	40.50	10.81	
	77.0	28.70	6.53	31.10	7.60	33.90	8.87	36.90	9.98	38.00	10.21	39.40	10.47	40.50	10.67	
	154.0	28.70	6.00	31.10	7.10	33.90	8.27	36.90	9.31	38.00	9.53	39.40	9.78	40.50	9.99	
	169.4	28.70	5.83	31.10	6.94	33.90	8.10	36.90	9.12	38.00	9.37	39.40	9.61	40.50	9.74	
	175.0	28.70	5.77	31.10	6.88	33.90	8.04	36.90	9.05	38.00	9.31	39.40	9.55	40.50	9.65	
110	10	61.6	37.20	2.21	40.30	2.56	43.80	3.00	47.60	3.37	49.00	3.44	51.00	3.55	52.40	3.60
		77.0	37.20	2.17	40.30	2.53	43.80	2.96	47.60	3.33	49.00	3.40	51.00	3.50	52.40	3.55
		154.0	37.20	1.99	40.30	2.35	43.80	2.75	47.60	3.10	49.00	3.19	51.00	3.26	52.40	3.31
		169.4	37.20	1.94	40.30	2.30	43.80	2.68	47.60	3.05	49.00	3.10	51.00	3.20	52.40	3.24
		175.0	37.20	1.92	40.30	2.28	43.80	2.65	47.60	3.03	49.00	3.07	51.00	3.18	52.40	3.21
	15	61.6	37.00	2.96	40.00	3.44	43.60	4.01	47.40	4.52	48.80	4.62	50.70	4.74	52.10	4.82
		77.0	37.00	2.91	40.00	3.39	43.60	3.96	47.40	4.46	48.80	4.56	50.70	4.68	52.10	4.76
		154.0	37.00	2.67	40.00	3.16	43.60	3.69	47.40	4.16	48.80	4.26	50.70	4.37	52.10	4.44
		169.4	37.00	2.60	40.00	3.10	43.60	3.61	47.40	4.08	48.80	4.17	50.70	4.29	52.10	4.34
		175.0	37.00	2.57	40.00	3.08	43.60	3.58	47.40	4.05	48.80	4.14	50.70	4.26	52.10	4.30
	20	61.6	36.80	3.63	39.80	4.23	43.40	4.92	47.10	5.54	48.50	5.67	50.40	5.80	51.90	5.91
		77.0	36.80	3.57	39.80	4.17	43.40	4.85	47.10	5.47	48.50	5.60	50.40	5.73	51.90	5.83
		154.0	36.80	3.27	39.80	3.88	43.40	4.52	47.10	5.10	48.50	5.22	50.40	5.35	51.90	5.45
		169.4	36.80	3.19	39.80	3.80	43.40	4.43	47.10	4.99	48.50	5.12	50.40	5.25	51.90	5.32
		175.0	36.80	3.16	39.80	3.77	43.40	4.40	47.10	4.95	48.50	5.08	50.40	5.21	51.90	5.27
	25	61.6	36.80	4.44	39.80	5.17	43.40	6.02	47.10	6.78	48.50	6.93	50.40	7.11	51.90	7.24
		77.0	36.80	4.37	39.80	5.10	43.40	5.94	47.10	6.69	48.50	6.84	50.40	7.02	51.90	7.15
		154.0	36.80	4.01	39.80	4.76	43.40	5.54	47.10	6.24	48.50	6.39	50.40	6.55	51.90	6.68
		169.4	36.80	3.90	39.80	4.65	43.40	5.42	47.10	6.12	48.50	6.26	50.40	6.43	51.90	6.51
		175.0	36.80	3.84	39.80	4.60	43.40	5.37	47.10	6.06	48.50	6.20	50.40	6.37	51.90	6.42
30	61.6	36.80	5.41	39.80	6.30	43.40	7.33	47.10	8.27	48.50	8.46	50.40	8.66	51.90	8.82	
	77.0	36.80	5.32	39.80	6.22	43.40	7.23	47.10	8.16	48.50	8.35	50.40	8.55	51.90	8.71	
	154.0	36.80	4.89	39.80	5.79	43.40	6.74	47.10	7.59	48.50	7.79	50.40	7.99	51.90	8.13	
	169.4	36.80	4.76	39.80	5.67	43.40	6.61	47.10	7.45	48.50	7.63	50.40	7.83	51.90	7.93	
	175.0	36.80	4.71	39.80	5.63	43.40	6.56	47.10	7.40	48.50	7.57	50.40	7.77	51.90	7.86	
35	61.6	34.20	5.64	37.10	6.55	40.40	7.63	43.90	8.60	45.20	8.80	47.00	9.00	48.30	9.18	
	77.0	34.20	5.55	37.10	6.46	40.40	7.53	43.90	8.49	45.20	8.68	47.00	8.88	48.30	9.06	
	154.0	34.20	5.08	37.10	6.03	40.40	7.02	43.90	7.91	45.20	8.09	47.00	8.30	48.30	8.46	
	169.4	34.20	4.94	37.10	5.90	40.40	6.88	43.90	7.75	45.20	7.95	47.00	8.14	48.30	8.25	

7. Capacity Tables

Combi. (%)	Inlet Water Temp. (°C)	Water Flow Rate (LPM)	Indoor Air Temp. (°C, DB/WB)														
			20.0 / 14.0		23.0 / 16.0		26.0 / 18.0		27.0 / 19.0		28.0 / 20.0		30.0 / 22.0		32.0 / 24.0		
			TC	PI	TC	PI	TC	PI	TC	PI	TC	PI	TC	PI	TC	PI	
110	35	175.0	34.20	4.89	37.10	5.85	40.40	6.83	43.90	7.69	45.20	7.90	47.00	8.08	48.30	8.17	
		61.6	31.70	6.19	34.40	7.20	37.40	8.38	40.70	9.43	41.90	9.66	43.50	9.89	44.80	10.08	
	40	77.0	31.70	6.09	34.40	7.10	37.40	8.27	40.70	9.31	41.90	9.53	43.50	9.76	44.80	9.95	
		154.0	31.70	5.58	34.40	6.61	37.40	7.71	40.70	8.68	41.90	8.89	43.50	9.12	44.80	9.29	
		169.4	31.70	5.42	34.40	6.47	37.40	7.56	40.70	8.51	41.90	8.73	43.50	8.95	44.80	9.06	
		175.0	31.70	5.36	34.40	6.42	37.40	7.51	40.70	8.45	41.90	8.67	43.50	8.89	44.80	8.98	
		61.6	29.20	6.73	31.70	7.86	34.40	9.14	37.50	10.27	38.60	10.52	40.10	10.78	41.20	10.98	
	45	77.0	29.20	6.62	31.70	7.75	34.40	9.02	37.50	10.13	38.60	10.38	40.10	10.64	41.20	10.84	
		154.0	29.20	6.08	31.70	7.20	34.40	8.40	37.50	9.45	38.60	9.69	40.10	9.95	41.20	10.13	
		169.4	29.20	5.91	31.70	7.05	34.40	8.24	37.50	9.27	38.60	9.52	40.10	9.76	41.20	9.87	
		175.0	29.20	5.85	31.70	7.00	34.40	8.18	37.50	9.20	38.60	9.46	40.10	9.69	41.20	9.78	
		61.6	34.90	2.09	37.80	2.43	41.20	2.79	44.80	3.18	46.20	3.23	47.90	3.34	49.30	3.40	
	100	10	77.0	34.90	2.06	37.80	2.40	41.20	2.76	44.80	3.14	46.20	3.19	47.90	3.30	49.30	3.36
			154.0	34.90	1.89	37.80	2.23	41.20	2.59	44.80	2.93	46.20	2.99	47.90	3.07	49.30	3.13
			169.4	34.90	1.82	37.80	2.17	41.20	2.53	44.80	2.87	46.20	2.93	47.90	3.00	49.30	3.03
175.0			34.90	1.79	37.80	2.15	41.20	2.51	44.80	2.85	46.20	2.91	47.90	2.97	49.30	2.99	
61.6			34.90	2.83	37.80	3.28	41.20	3.81	44.80	4.30	46.20	4.40	47.90	4.52	49.30	4.60	
15		77.0	34.90	2.78	37.80	3.24	41.20	3.76	44.80	4.24	46.20	4.34	47.90	4.46	49.30	4.54	
		154.0	34.90	2.55	37.80	3.02	41.20	3.52	44.80	3.96	46.20	4.05	47.90	4.16	49.30	4.24	
		169.4	34.90	2.47	37.80	2.95	41.20	3.44	44.80	3.88	46.20	3.97	47.90	4.08	49.30	4.12	
		175.0	34.90	2.44	37.80	2.92	41.20	3.41	44.80	3.85	46.20	3.94	47.90	4.05	49.30	4.08	
		61.6	34.90	3.48	37.80	4.04	41.20	4.72	44.80	5.30	46.20	5.44	47.90	5.57	49.30	5.66	
20		77.0	34.90	3.42	37.80	3.99	41.20	4.66	44.80	5.23	46.20	5.37	47.90	5.50	49.30	5.59	
		154.0	34.90	3.14	37.80	3.73	41.20	4.34	44.80	4.88	46.20	4.99	47.90	5.12	49.30	5.22	
		169.4	34.90	3.05	37.80	3.65	41.20	4.25	44.80	4.78	46.20	4.90	47.90	5.03	49.30	5.08	
		175.0	34.90	3.02	37.80	3.62	41.20	4.22	44.80	4.74	46.20	4.87	47.90	5.00	49.30	5.03	
		61.6	34.90	4.24	37.80	4.93	41.20	5.74	44.80	6.47	46.20	6.63	47.90	6.79	49.30	6.91	
25		77.0	34.90	4.17	37.80	4.87	41.20	5.66	44.80	6.38	46.20	6.54	47.90	6.70	49.30	6.82	
		154.0	34.90	3.83	37.80	4.54	41.20	5.28	44.80	5.95	46.20	6.09	47.90	6.25	49.30	6.37	
		169.4	34.90	3.73	37.80	4.44	41.20	5.18	44.80	5.83	46.20	5.97	47.90	6.13	49.30	6.20	
		175.0	34.90	3.67	37.80	4.40	41.20	5.12	44.80	5.77	46.20	5.91	47.90	6.07	49.30	6.11	
		61.6	34.90	5.21	37.80	6.07	41.20	7.07	44.80	7.96	46.20	8.14	47.90	8.34	49.30	8.50	
30		77.0	34.90	5.13	37.80	5.99	41.20	6.98	44.80	7.85	46.20	8.03	47.90	8.23	49.30	8.39	
		154.0	34.90	4.71	37.80	5.58	41.20	6.50	44.80	7.32	46.20	7.49	47.90	7.69	49.30	7.83	
		169.4	34.90	4.58	37.80	5.46	41.20	6.37	44.80	7.18	46.20	7.36	47.90	7.54	49.30	7.62	
		175.0	34.90	4.53	37.80	5.42	41.20	6.32	44.80	7.13	46.20	7.31	47.90	7.49	49.30	7.54	
		61.6	33.20	5.51	36.00	6.40	39.10	7.45	42.60	8.40	43.80	8.60	45.50	8.81	46.80	8.97	
35		77.0	33.20	5.42	36.00	6.32	39.10	7.35	42.60	8.29	43.80	8.49	45.50	8.70	46.80	8.85	
		154.0	33.20	4.97	36.00	5.90	39.10	6.86	42.60	7.73	43.80	7.91	45.50	8.12	46.80	8.26	
		169.4	33.20	4.84	36.00	5.76	39.10	6.72	42.60	7.58	43.80	7.76	45.50	7.96	46.80	8.04	
		175.0	33.20	4.79	36.00	5.71	39.10	6.67	42.60	7.53	43.80	7.71	45.50	7.90	46.80	7.96	
		61.6	31.40	6.19	34.10	7.19	37.10	8.37	40.30	9.42	41.50	9.65	43.20	9.88	44.30	10.05	
40	77.0	31.40	6.09	34.10	7.09	37.10	8.26	40.30	9.30	41.50	9.52	43.20	9.75	44.30	9.92		
	154.0	31.40	5.57	34.10	6.61	37.10	7.70	40.30	8.67	41.50	8.88	43.20	9.10	44.30	9.27		
	169.4	31.40	5.42	34.10	6.47	37.10	7.54	40.30	8.50	41.50	8.71	43.20	8.93	44.30	9.02		
	175.0	31.40	5.37	34.10	6.42	37.10	7.48	40.30	8.44	41.50	8.65	43.20	8.87	44.30	8.93		
	61.6	29.70	6.87	32.10	7.97	35.00	9.29	38.10	10.44	39.20	10.69	40.80	10.96	41.90	11.14		
45	77.0	29.70	6.75	32.10	7.86	35.00	9.16	38.10	10.30	39.20	10.55	40.80	10.81	41.90	11.00		
	154.0	29.70	6.17	32.10	7.33	35.00	8.54	38.10	9.61	39.20	9.84	40.80	10.08	41.90	10.27		
	169.4	29.70	6.01	32.10	7.18	35.00	8.37	38.10	9.41	39.20	9.65	40.80	9.90	41.90	10.00		
	175.0	29.70	5.95	32.10	7.13	35.00	8.31	38.10	9.34	39.20	9.58	40.80	9.83	41.90	9.90		
	61.6	31.40	1.78	34.10	2.06	37.10	2.41	40.30	2.73	41.50	2.78	43.20	2.84	44.30	2.93		
90	10	77.0	31.40	1.75	34.10	2.04	37.10	2.38	40.30	2.70	41.50	2.75	43.20	2.81	44.30	2.89	
		154.0	31.40	1.62	34.10	1.92	37.10	2.23	40.30	2.53	41.50	2.58	43.20	2.66	44.30	2.69	
		169.4	31.40	1.57	34.10	1.86	37.10	2.19	40.30	2.45	41.50	2.53	43.20	2.60	44.30	2.60	

7. Capacity Tables

Combi. (%)	Inlet Water Temp. (°C)	Water Flow Rate (LPM)	Indoor Air Temp. (°C, DB/WB)														
			20.0 / 14.0		23.0 / 16.0		26.0 / 18.0		27.0 / 19.0		28.0 / 20.0		30.0 / 22.0		32.0 / 24.0		
			TC	PI	TC	PI	TC	PI	TC	PI	TC	PI	TC	PI	TC	PI	
90	10	175.0	31.40	1.55	34.10	1.84	37.10	2.18	40.30	2.42	41.50	2.51	43.20	2.58	44.30	2.57	
	15	61.6	31.40	2.43	34.10	2.81	37.10	3.28	40.30	3.71	41.50	3.78	43.20	3.88	44.30	3.96	
		77.0	31.40	2.39	34.10	2.78	37.10	3.24	40.30	3.66	41.50	3.73	43.20	3.83	44.30	3.91	
		154.0	31.40	2.20	34.10	2.60	37.10	3.02	40.30	3.41	41.50	3.49	43.20	3.58	44.30	3.65	
		169.4	31.40	2.13	34.10	2.54	37.10	2.97	40.30	3.33	41.50	3.42	43.20	3.52	44.30	3.54	
		175.0	31.40	2.10	34.10	2.52	37.10	2.95	40.30	3.30	41.50	3.39	43.20	3.50	44.30	3.50	
	20	61.6	31.40	3.00	34.10	3.48	37.10	4.05	40.30	4.57	41.50	4.68	43.20	4.80	44.30	4.87	
		77.0	31.40	2.95	34.10	3.43	37.10	4.00	40.30	4.51	41.50	4.62	43.20	4.74	44.30	4.81	
		154.0	31.40	2.71	34.10	3.20	37.10	3.73	40.30	4.20	41.50	4.30	43.20	4.41	44.30	4.50	
		169.4	31.40	2.63	34.10	3.14	37.10	3.66	40.30	4.12	41.50	4.22	43.20	4.33	44.30	4.38	
		175.0	31.40	2.60	34.10	3.12	37.10	3.63	40.30	4.09	41.50	4.19	43.20	4.30	44.30	4.34	
	25	61.6	31.40	3.65	34.10	4.25	37.10	4.94	40.30	5.57	41.50	5.70	43.20	5.84	44.30	5.95	
		77.0	31.40	3.59	34.10	4.19	37.10	4.88	40.30	5.50	41.50	5.62	43.20	5.77	44.30	5.87	
		154.0	31.40	3.29	34.10	3.91	37.10	4.55	40.30	5.12	41.50	5.24	43.20	5.39	44.30	5.48	
		169.4	31.40	3.20	34.10	3.82	37.10	4.46	40.30	5.02	41.50	5.15	43.20	5.28	44.30	5.33	
		175.0	31.40	3.16	34.10	3.77	37.10	4.41	40.30	4.97	41.50	5.10	43.20	5.23	44.30	5.26	
	30	61.6	31.40	4.49	34.10	5.22	37.10	6.09	40.30	6.86	41.50	7.01	43.20	7.19	44.30	7.32	
		77.0	31.40	4.42	34.10	5.15	37.10	6.01	40.30	6.77	41.50	6.92	43.20	7.09	44.30	7.22	
		154.0	31.40	4.05	34.10	4.80	37.10	5.59	40.30	6.30	41.50	6.46	43.20	6.61	44.30	6.73	
		169.4	31.40	3.93	34.10	4.71	37.10	5.48	40.30	6.18	41.50	6.33	43.20	6.50	44.30	6.56	
		175.0	31.40	3.89	34.10	4.68	37.10	5.44	40.30	6.14	41.50	6.28	43.20	6.46	44.30	6.50	
	35	61.6	30.60	4.86	33.10	5.63	36.10	6.56	39.20	7.39	40.40	7.56	42.00	7.74	43.10	7.89	
		77.0	30.60	4.78	33.10	5.56	36.10	6.47	39.20	7.29	40.40	7.46	42.00	7.64	43.10	7.79	
		154.0	30.60	4.37	33.10	5.18	36.10	6.04	39.20	6.80	40.40	6.95	42.00	7.14	43.10	7.27	
		169.4	30.60	4.25	33.10	5.07	36.10	5.91	39.20	6.67	40.40	6.84	42.00	7.01	43.10	7.07	
		175.0	30.60	4.21	33.10	5.03	36.10	5.86	39.20	6.62	40.40	6.80	42.00	6.96	43.10	7.00	
	40	61.6	29.70	5.58	32.20	6.47	35.00	7.53	38.10	8.49	39.20	8.69	40.70	8.90	41.90	9.06	
		77.0	29.70	5.49	32.20	6.38	35.00	7.43	38.10	8.38	39.20	8.57	40.70	8.78	41.90	8.94	
		154.0	29.70	5.02	32.20	5.95	35.00	6.94	38.10	7.80	39.20	8.00	40.70	8.20	41.90	8.35	
		169.4	29.70	4.88	32.20	5.83	35.00	6.80	38.10	7.66	39.20	7.84	40.70	8.05	41.90	8.13	
		175.0	29.70	4.83	32.20	5.79	35.00	6.75	38.10	7.61	39.20	7.78	40.70	8.00	41.90	8.05	
	45	61.6	28.80	6.30	31.30	7.31	34.00	8.50	37.00	9.60	38.10	9.81	39.50	10.06	40.70	10.22	
		77.0	28.80	6.20	31.30	7.21	34.00	8.39	37.00	9.47	38.10	9.68	39.50	9.93	40.70	10.09	
		154.0	28.80	5.67	31.30	6.72	34.00	7.84	37.00	8.81	38.10	9.05	39.50	9.25	40.70	9.44	
		169.4	28.80	5.50	31.30	6.59	34.00	7.69	37.00	8.65	38.10	8.85	39.50	9.10	40.70	9.19	
		175.0	28.80	5.44	31.30	6.54	34.00	7.64	37.00	8.59	38.10	8.78	39.50	9.05	40.70	9.10	
	80	10	61.6	27.90	1.52	30.30	1.73	33.00	2.01	35.80	2.31	36.90	2.34	38.40	2.41	39.40	2.43
			77.0	27.90	1.49	30.30	1.71	33.00	1.99	35.80	2.28	36.90	2.31	38.40	2.38	39.40	2.40
			154.0	27.90	1.34	30.30	1.62	33.00	1.87	35.80	2.10	36.90	2.16	38.40	2.20	39.40	2.24
			169.4	27.90	1.33	30.30	1.57	33.00	1.84	35.80	2.06	36.90	2.10	38.40	2.16	39.40	2.19
			175.0	27.90	1.33	30.30	1.55	33.00	1.83	35.80	2.05	36.90	2.08	38.40	2.15	39.40	2.17
		15	61.6	27.90	2.04	30.30	2.36	33.00	2.75	35.80	3.11	36.90	3.17	38.40	3.26	39.40	3.31
			77.0	27.90	2.01	30.30	2.33	33.00	2.72	35.80	3.07	36.90	3.13	38.40	3.22	39.40	3.27
			154.0	27.90	1.83	30.30	2.18	33.00	2.54	35.80	2.85	36.90	2.93	38.40	2.99	39.40	3.05
			169.4	27.90	1.79	30.30	2.13	33.00	2.48	35.80	2.80	36.90	2.86	38.40	2.94	39.40	2.97
175.0			27.90	1.78	30.30	2.11	33.00	2.46	35.80	2.78	36.90	2.83	38.40	2.92	39.40	2.94	
20		61.6	27.90	2.51	30.30	2.93	33.00	3.40	35.80	3.83	36.90	3.92	38.40	4.01	39.40	4.09	
		77.0	27.90	2.47	30.30	2.89	33.00	3.35	35.80	3.78	36.90	3.87	38.40	3.96	39.40	4.04	
		154.0	27.90	2.26	30.30	2.68	33.00	3.12	35.80	3.52	36.90	3.61	38.40	3.70	39.40	3.76	
		169.4	27.90	2.20	30.30	2.63	33.00	3.06	35.80	3.45	36.90	3.54	38.40	3.63	39.40	3.66	
		175.0	27.90	2.18	30.30	2.61	33.00	3.04	35.80	3.42	36.90	3.51	38.40	3.60	39.40	3.62	
25		61.6	27.90	3.07	30.30	3.56	33.00	4.14	35.80	4.66	36.90	4.78	38.40	4.90	39.40	4.98	
		77.0	27.90	3.02	30.30	3.51	33.00	4.09	35.80	4.60	36.90	4.72	38.40	4.84	39.40	4.92	
		154.0	27.90	2.76	30.30	3.27	33.00	3.82	35.80	4.30	36.90	4.39	38.40	4.51	39.40	4.59	
		169.4	27.90	2.68	30.30	3.20	33.00	3.74	35.80	4.21	36.90	4.31	38.40	4.43	39.40	4.47	

7. Capacity Tables

Combi. (%)	Inlet Water Temp. (°C)	Water Flow Rate (LPM)	Indoor Air Temp. (°C, DB/WB)													
			20.0 / 14.0		23.0 / 16.0		26.0 / 18.0		27.0 / 19.0		28.0 / 20.0		30.0 / 22.0		32.0 / 24.0	
			TC	PI	TC	PI	TC	PI	TC	PI	TC	PI	TC	PI	TC	PI
80	25	175.0	27.90	2.64	30.30	3.17	33.00	3.70	35.80	4.16	36.90	4.27	38.40	4.39	39.40	4.41
	30	61.6	27.90	3.76	30.30	4.37	33.00	5.10	35.80	5.74	36.90	5.87	38.40	6.02	39.40	6.14
		77.0	27.90	3.70	30.30	4.31	33.00	5.03	35.80	5.66	36.90	5.79	38.40	5.94	39.40	6.06
		154.0	27.90	3.40	30.30	4.03	33.00	4.69	35.80	5.28	36.90	5.41	38.40	5.54	39.40	5.65
		169.4	27.90	3.31	30.30	3.93	33.00	4.59	35.80	5.18	36.90	5.31	38.40	5.44	39.40	5.50
		175.0	27.90	3.28	30.30	3.89	33.00	4.55	35.80	5.14	36.90	5.27	38.40	5.40	39.40	5.45
	35	61.6	27.90	4.19	30.30	4.86	33.00	5.66	35.80	6.38	36.90	6.54	38.40	6.70	39.40	6.81
		77.0	27.90	4.12	30.30	4.80	33.00	5.59	35.80	6.30	36.90	6.45	38.40	6.61	39.40	6.72
		154.0	27.90	3.78	30.30	4.47	33.00	5.22	35.80	5.87	36.90	6.01	38.40	6.16	39.40	6.27
		169.4	27.90	3.67	30.30	4.38	33.00	5.11	35.80	5.75	36.90	5.90	38.40	6.05	39.40	6.10
		175.0	27.90	3.63	30.30	4.35	33.00	5.07	35.80	5.71	36.90	5.86	38.40	6.01	39.40	6.04
	40	61.6	27.90	4.96	30.30	5.77	33.00	6.71	35.80	7.56	36.90	7.73	38.40	7.93	39.40	8.06
		77.0	27.90	4.88	30.30	5.69	33.00	6.62	35.80	7.46	36.90	7.63	38.40	7.82	39.40	7.95
		154.0	27.90	4.47	30.30	5.29	33.00	6.17	35.80	6.95	36.90	7.11	38.40	7.29	39.40	7.42
		169.4	27.90	4.34	30.30	5.19	33.00	6.04	35.80	6.81	36.90	6.98	38.40	7.16	39.40	7.23
		175.0	27.90	4.29	30.30	5.15	33.00	5.99	35.80	6.76	36.90	6.93	38.40	7.11	39.40	7.16
	45	61.6	27.90	5.74	30.30	6.67	33.00	7.76	35.80	8.74	36.90	8.93	38.40	9.17	39.40	9.31
		77.0	27.90	5.64	30.30	6.58	33.00	7.65	35.80	8.62	36.90	8.81	38.40	9.05	39.40	9.19
		154.0	27.90	5.16	30.30	6.12	33.00	7.12	35.80	8.04	36.90	8.21	38.40	8.43	39.40	8.57
		169.4	27.90	5.01	30.30	6.00	33.00	6.97	35.80	7.87	36.90	8.07	38.40	8.27	39.40	8.35
175.0		27.90	4.96	30.30	5.96	33.00	6.92	35.80	7.81	36.90	8.02	38.40	8.21	39.40	8.27	
70	10	61.6	24.50	1.24	26.50	1.45	28.90	1.67	31.30	1.88	32.30	1.96	33.50	2.01	34.50	2.01
		77.0	24.50	1.22	26.50	1.43	28.90	1.65	31.30	1.86	32.30	1.93	33.50	1.98	34.50	1.99
		154.0	24.50	1.13	26.50	1.32	28.90	1.55	31.30	1.76	32.30	1.80	33.50	1.85	34.50	1.87
		169.4	24.50	1.11	26.50	1.29	28.90	1.52	31.30	1.71	32.30	1.75	33.50	1.80	34.50	1.82
		175.0	24.50	1.10	26.50	1.28	28.90	1.51	31.30	1.69	32.30	1.73	33.50	1.78	34.50	1.80
	15	61.6	24.50	1.69	26.50	1.97	28.90	2.28	31.30	2.58	32.30	2.64	33.50	2.71	34.50	2.75
		77.0	24.50	1.66	26.50	1.94	28.90	2.25	31.30	2.55	32.30	2.61	33.50	2.68	34.50	2.72
		154.0	24.50	1.53	26.50	1.80	28.90	2.10	31.30	2.38	32.30	2.43	33.50	2.50	34.50	2.54
		169.4	24.50	1.49	26.50	1.76	28.90	2.07	31.30	2.33	32.30	2.38	33.50	2.44	34.50	2.47
		175.0	24.50	1.48	26.50	1.75	28.90	2.06	31.30	2.31	32.30	2.36	33.50	2.42	34.50	2.44
	20	61.6	24.50	2.10	26.50	2.43	28.90	2.83	31.30	3.19	32.30	3.26	33.50	3.33	34.50	3.40
		77.0	24.50	2.06	26.50	2.40	28.90	2.79	31.30	3.15	32.30	3.22	33.50	3.29	34.50	3.35
		154.0	24.50	1.88	26.50	2.24	28.90	2.60	31.30	2.93	32.30	2.99	33.50	3.07	34.50	3.12
		169.4	24.50	1.83	26.50	2.18	28.90	2.55	31.30	2.88	32.30	2.94	33.50	3.02	34.50	3.05
		175.0	24.50	1.81	26.50	2.16	28.90	2.53	31.30	2.86	32.30	2.92	33.50	3.00	34.50	3.02
	25	61.6	24.50	2.55	26.50	2.96	28.90	3.44	31.30	3.88	32.30	3.97	33.50	4.06	34.50	4.14
		77.0	24.50	2.51	26.50	2.92	28.90	3.40	31.30	3.83	32.30	3.92	33.50	4.01	34.50	4.09
		154.0	24.50	2.30	26.50	2.72	28.90	3.18	31.30	3.57	32.30	3.66	33.50	3.75	34.50	3.82
		169.4	24.50	2.24	26.50	2.67	28.90	3.11	31.30	3.50	32.30	3.58	33.50	3.67	34.50	3.71
		175.0	24.50	2.20	26.50	2.64	28.90	3.08	31.30	3.47	32.30	3.54	33.50	3.63	34.50	3.66
30	61.6	24.50	3.13	26.50	3.64	28.90	4.24	31.30	4.77	32.30	4.89	33.50	5.01	34.50	5.10	
	77.0	24.50	3.08	26.50	3.59	28.90	4.18	31.30	4.71	32.30	4.83	33.50	4.94	34.50	5.03	
	154.0	24.50	2.82	26.50	3.35	28.90	3.90	31.30	4.39	32.30	4.50	33.50	4.61	34.50	4.69	
	169.4	24.50	2.75	26.50	3.28	28.90	3.82	31.30	4.30	32.30	4.42	33.50	4.52	34.50	4.58	
	175.0	24.50	2.72	26.50	3.25	28.90	3.79	31.30	4.27	32.30	4.39	33.50	4.49	34.50	4.54	
35	61.6	24.50	3.48	26.50	4.04	28.90	4.72	31.30	5.30	32.30	5.44	33.50	5.57	34.50	5.66	
	77.0	24.50	3.42	26.50	3.99	28.90	4.66	31.30	5.23	32.30	5.37	33.50	5.50	34.50	5.59	
	154.0	24.50	3.14	26.50	3.73	28.90	4.33	31.30	4.88	32.30	4.99	33.50	5.12	34.50	5.22	
	169.4	24.50	3.05	26.50	3.63	28.90	4.25	31.30	4.78	32.30	4.90	33.50	5.03	34.50	5.08	
	175.0	24.50	3.02	26.50	3.59	28.90	4.22	31.30	4.74	32.30	4.87	33.50	5.00	34.50	5.03	
40	61.6	24.50	4.12	26.50	4.78	28.90	5.58	31.30	6.29	32.30	6.43	33.50	6.59	34.50	6.71	
	77.0	24.50	4.05	26.50	4.72	28.90	5.51	31.30	6.21	32.30	6.35	33.50	6.50	34.50	6.62	
	154.0	24.50	3.71	26.50	4.41	28.90	5.14	31.30	5.78	32.30	5.92	33.50	6.07	34.50	6.18	
	169.4	24.50	3.61	26.50	4.31	28.90	5.02	31.30	5.66	32.30	5.80	33.50	5.96	34.50	6.01	

7. Capacity Tables

Combi. (%)	Inlet Water Temp. (°C)	Water Flow Rate (LPM)	Indoor Air Temp. (°C, DB/WB)														
			20.0 / 14.0		23.0 / 16.0		26.0 / 18.0		27.0 / 19.0		28.0 / 20.0		30.0 / 22.0		32.0 / 24.0		
			TC	PI	TC	PI	TC	PI	TC	PI	TC	PI	TC	PI	TC	PI	
70	40	175.0	24.50	3.57	26.50	4.27	28.90	4.98	31.30	5.62	32.30	5.76	33.50	5.92	34.50	5.95	
		61.6	24.50	4.76	26.50	5.53	28.90	6.44	31.30	7.27	32.30	7.42	33.50	7.61	34.50	7.76	
	45	77.0	24.50	4.68	26.50	5.46	28.90	6.36	31.30	7.17	32.30	7.33	33.50	7.51	34.50	7.66	
		154.0	24.50	4.29	26.50	5.08	28.90	5.95	31.30	6.68	32.30	6.85	33.50	7.01	34.50	7.15	
		169.4	24.50	4.17	26.50	4.99	28.90	5.79	31.30	6.54	32.30	6.71	33.50	6.89	34.50	6.94	
		175.0	24.50	4.13	26.50	4.96	28.90	5.73	31.30	6.49	32.30	6.66	33.50	6.85	34.50	6.86	
60	10	61.6	21.00	0.99	22.70	1.15	24.70	1.32	26.90	1.52	27.70	1.56	28.80	1.58	29.60	1.61	
		77.0	21.00	0.97	22.70	1.14	24.70	1.31	26.90	1.50	27.70	1.54	28.80	1.56	29.60	1.59	
		154.0	21.00	0.89	22.70	1.06	24.70	1.25	26.90	1.40	27.70	1.42	28.80	1.47	29.60	1.50	
		169.4	21.00	0.85	22.70	1.04	24.70	1.22	26.90	1.37	27.70	1.40	28.80	1.43	29.60	1.46	
		175.0	21.00	0.84	22.70	1.03	24.70	1.21	26.90	1.36	27.70	1.39	28.80	1.42	29.60	1.45	
	15	61.6	21.00	1.35	22.70	1.57	24.70	1.82	26.90	2.06	27.70	2.11	28.80	2.15	29.60	2.19	
		77.0	21.00	1.33	22.70	1.55	24.70	1.80	26.90	2.03	27.70	2.08	28.80	2.12	29.60	2.16	
		154.0	21.00	1.22	22.70	1.44	24.70	1.69	26.90	1.90	27.70	1.93	28.80	1.99	29.60	2.03	
		169.4	21.00	1.18	22.70	1.41	24.70	1.65	26.90	1.86	27.70	1.90	28.80	1.95	29.60	1.97	
		175.0	21.00	1.17	22.70	1.40	24.70	1.64	26.90	1.85	27.70	1.89	28.80	1.94	29.60	1.95	
	20	61.6	21.00	1.67	22.70	1.94	24.70	2.26	26.90	2.54	27.70	2.60	28.80	2.66	29.60	2.71	
		77.0	21.00	1.64	22.70	1.91	24.70	2.23	26.90	2.51	27.70	2.57	28.80	2.62	29.60	2.68	
		154.0	21.00	1.50	22.70	1.78	24.70	2.08	26.90	2.34	27.70	2.39	28.80	2.44	29.60	2.50	
		169.4	21.00	1.46	22.70	1.74	24.70	2.03	26.90	2.29	27.70	2.34	28.80	2.41	29.60	2.43	
		175.0	21.00	1.45	22.70	1.73	24.70	2.01	26.90	2.27	27.70	2.32	28.80	2.40	29.60	2.40	
	25	61.6	21.00	2.03	22.70	2.37	24.70	2.75	26.90	3.10	27.70	3.16	28.80	3.24	29.60	3.31	
		77.0	21.00	2.00	22.70	2.34	24.70	2.71	26.90	3.06	27.70	3.12	28.80	3.20	29.60	3.27	
		154.0	21.00	1.83	22.70	2.17	24.70	2.52	26.90	2.85	27.70	2.91	28.80	2.99	29.60	3.05	
		169.4	21.00	1.78	22.70	2.12	24.70	2.47	26.90	2.78	27.70	2.86	28.80	2.93	29.60	2.97	
		175.0	21.00	1.75	22.70	2.09	24.70	2.44	26.90	2.75	27.70	2.84	28.80	2.90	29.60	2.93	
	30	61.6	21.00	2.49	22.70	2.90	24.70	3.37	26.90	3.80	27.70	3.89	28.80	3.98	29.60	4.07	
		77.0	21.00	2.45	22.70	2.86	24.70	3.33	26.90	3.75	27.70	3.84	28.80	3.93	29.60	4.02	
		154.0	21.00	2.25	22.70	2.67	24.70	3.11	26.90	3.50	27.70	3.58	28.80	3.67	29.60	3.74	
		169.4	21.00	2.18	22.70	2.61	24.70	3.05	26.90	3.44	27.70	3.52	28.80	3.61	29.60	3.65	
		175.0	21.00	2.15	22.70	2.59	24.70	3.03	26.90	3.42	27.70	3.50	28.80	3.59	29.60	3.62	
	35	61.6	21.00	2.77	22.70	3.23	24.70	3.76	26.90	4.22	27.70	4.33	28.80	4.44	29.60	4.52	
		77.0	21.00	2.73	22.70	3.19	24.70	3.71	26.90	4.17	27.70	4.27	28.80	4.38	29.60	4.46	
		154.0	21.00	2.50	22.70	2.97	24.70	3.45	26.90	3.90	27.70	3.99	28.80	4.08	29.60	4.16	
		169.4	21.00	2.43	22.70	2.90	24.70	3.39	26.90	3.82	27.70	3.91	28.80	4.01	29.60	4.05	
		175.0	21.00	2.40	22.70	2.87	24.70	3.37	26.90	3.79	27.70	3.88	28.80	3.98	29.60	4.01	
	40	61.6	21.00	3.28	22.70	3.81	24.70	4.45	26.90	5.01	27.70	5.13	28.80	5.25	29.60	5.35	
		77.0	21.00	3.23	22.70	3.76	24.70	4.39	26.90	4.94	27.70	5.06	28.80	5.18	29.60	5.28	
		154.0	21.00	2.97	22.70	3.52	24.70	4.09	26.90	4.60	27.70	4.72	28.80	4.84	29.60	4.93	
		169.4	21.00	2.88	22.70	3.44	24.70	4.01	26.90	4.51	27.70	4.63	28.80	4.74	29.60	4.80	
		175.0	21.00	2.85	22.70	3.41	24.70	3.98	26.90	4.48	27.70	4.60	28.80	4.70	29.60	4.75	
	45	61.6	21.00	3.78	22.70	4.39	24.70	5.14	26.90	5.80	27.70	5.93	28.80	6.05	29.60	6.19	
		77.0	21.00	3.72	22.70	4.34	24.70	5.07	26.90	5.72	27.70	5.85	28.80	5.97	29.60	6.11	
		154.0	21.00	3.44	22.70	4.07	24.70	4.73	26.90	5.31	27.70	5.45	28.80	5.59	29.60	5.70	
		169.4	21.00	3.32	22.70	3.97	24.70	4.64	26.90	5.20	27.70	5.35	28.80	5.48	29.60	5.54	
		175.0	21.00	3.28	22.70	3.93	24.70	4.61	26.90	5.16	27.70	5.31	28.80	5.44	29.60	5.48	
	50	10	61.6	17.50	0.73	18.90	0.85	20.60	1.03	22.40	1.12	23.10	1.14	24.00	1.19	24.60	1.20
			77.0	17.50	0.72	18.90	0.84	20.60	1.01	22.40	1.11	23.10	1.13	24.00	1.17	24.60	1.19
154.0			17.50	0.65	18.90	0.79	20.60	0.93	22.40	1.04	23.10	1.08	24.00	1.08	24.60	1.11	
169.4			17.50	0.64	18.90	0.79	20.60	0.91	22.40	1.02	23.10	1.03	24.00	1.07	24.60	1.07	
175.0			17.50	0.64	18.90	0.79	20.60	0.90	22.40	1.01	23.10	1.01	24.00	1.07	24.60	1.06	
15		61.6	17.50	1.00	18.90	1.17	20.60	1.37	22.40	1.53	23.10	1.57	24.00	1.61	24.60	1.63	
		77.0	17.50	0.98	18.90	1.15	20.60	1.35	22.40	1.51	23.10	1.55	24.00	1.59	24.60	1.61	
		154.0	17.50	0.90	18.90	1.07	20.60	1.25	22.40	1.41	23.10	1.45	24.00	1.48	24.60	1.50	
		169.4	17.50	0.88	18.90	1.06	20.60	1.23	22.40	1.39	23.10	1.41	24.00	1.45	24.60	1.46	

7. Capacity Tables

Combi. (%)	Inlet Water Temp. (°C)	Water Flow Rate (LPM)	Indoor Air Temp. (°C, DB/WB)													
			20.0 / 14.0		23.0 / 16.0		26.0 / 18.0		27.0 / 19.0		28.0 / 20.0		30.0 / 22.0		32.0 / 24.0	
			TC	PI	TC	PI	TC	PI	TC	PI	TC	PI	TC	PI	TC	PI
50	15	175.0	17.50	0.87	18.90	1.06	20.60	1.22	22.40	1.38	23.10	1.40	24.00	1.44	24.60	1.45
	20	61.6	17.50	1.24	18.90	1.45	20.60	1.67	22.40	1.89	23.10	1.94	24.00	1.98	24.60	2.02
		77.0	17.50	1.22	18.90	1.43	20.60	1.65	22.40	1.87	23.10	1.91	24.00	1.96	24.60	1.99
		154.0	17.50	1.12	18.90	1.32	20.60	1.54	22.40	1.74	23.10	1.78	24.00	1.83	24.60	1.86
		169.4	17.50	1.08	18.90	1.29	20.60	1.52	22.40	1.71	23.10	1.75	24.00	1.79	24.60	1.82
		175.0	17.50	1.07	18.90	1.28	20.60	1.51	22.40	1.70	23.10	1.74	24.00	1.78	24.60	1.81
	25	61.6	17.50	1.51	18.90	1.75	20.60	2.05	22.40	2.31	23.10	2.37	24.00	2.42	24.60	2.45
		77.0	17.50	1.49	18.90	1.73	20.60	2.02	22.40	2.28	23.10	2.34	24.00	2.39	24.60	2.42
		154.0	17.50	1.36	18.90	1.62	20.60	1.88	22.40	2.12	23.10	2.17	24.00	2.22	24.60	2.27
		169.4	17.50	1.32	18.90	1.58	20.60	1.84	22.40	2.08	23.10	2.13	24.00	2.18	24.60	2.21
		175.0	17.50	1.30	18.90	1.56	20.60	1.82	22.40	2.06	23.10	2.11	24.00	2.16	24.60	2.18
	30	61.6	17.50	1.87	18.90	2.17	20.60	2.53	22.40	2.84	23.10	2.91	24.00	2.97	24.60	3.03
		77.0	17.50	1.84	18.90	2.14	20.60	2.49	22.40	2.80	23.10	2.87	24.00	2.93	24.60	2.99
		154.0	17.50	1.67	18.90	1.99	20.60	2.31	22.40	2.61	23.10	2.67	24.00	2.75	24.60	2.78
		169.4	17.50	1.63	18.90	1.95	20.60	2.27	22.40	2.56	23.10	2.63	24.00	2.69	24.60	2.72
		175.0	17.50	1.62	18.90	1.94	20.60	2.26	22.40	2.54	23.10	2.62	24.00	2.67	24.60	2.70
	35	61.6	17.50	2.07	18.90	2.41	20.60	2.80	22.40	3.15	23.10	3.23	24.00	3.31	24.60	3.36
		77.0	17.50	2.04	18.90	2.38	20.60	2.76	22.40	3.11	23.10	3.19	24.00	3.27	24.60	3.32
		154.0	17.50	1.87	18.90	2.21	20.60	2.58	22.40	2.90	23.10	2.97	24.00	3.05	24.60	3.10
		169.4	17.50	1.82	18.90	2.17	20.60	2.52	22.40	2.85	23.10	2.91	24.00	2.99	24.60	3.02
		175.0	17.50	1.80	18.90	2.16	20.60	2.50	22.40	2.83	23.10	2.89	24.00	2.97	24.60	2.99
	40	61.6	17.50	2.45	18.90	2.84	20.60	3.32	22.40	3.73	23.10	3.83	24.00	3.92	24.60	3.98
		77.0	17.50	2.41	18.90	2.80	20.60	3.28	22.40	3.68	23.10	3.78	24.00	3.87	24.60	3.93
		154.0	17.50	2.21	18.90	2.61	20.60	3.05	22.40	3.44	23.10	3.52	24.00	3.61	24.60	3.67
		169.4	17.50	2.14	18.90	2.56	20.60	2.99	22.40	3.37	23.10	3.45	24.00	3.54	24.60	3.57
		175.0	17.50	2.11	18.90	2.54	20.60	2.97	22.40	3.34	23.10	3.42	24.00	3.51	24.60	3.53
	45	61.6	17.50	2.84	18.90	3.28	20.60	3.84	22.40	4.32	23.10	4.43	24.00	4.53	24.60	4.61
		77.0	17.50	2.79	18.90	3.24	20.60	3.79	22.40	4.26	23.10	4.37	24.00	4.47	24.60	4.55
		154.0	17.50	2.55	18.90	3.02	20.60	3.52	22.40	3.97	23.10	4.07	24.00	4.17	24.60	4.25
		169.4	17.50	2.47	18.90	2.95	20.60	3.46	22.40	3.90	23.10	3.99	24.00	4.09	24.60	4.12
		175.0	17.50	2.44	18.90	2.92	20.60	3.44	22.40	3.87	23.10	3.96	24.00	4.06	24.60	4.07

Note

- TC: Total Capacity(kW), PI : Power Input(kW)
- Capacity tables show the average value of conditions which may occur.
- The minimum flow rate of the product is based on 50% of the rated flow rate or the value indicated in the specification table, whichever is greater. However, when the 'Variable Water Flow Valve Control KIT' is applied, the minimum flow rate is allowed to 40% (gray colored area) of the rated flow rate.
- If the flow rate is less than minimum flow rate and the indoor unit combination ratio exceeds 130%, ask to LG Electronics even if the 'Variable Water Flow Valve Control KIT' is applied.

7. Capacity Tables

CRWM180LAS5

Combi. (%)	Inlet Water Temp. (°C)	Water Flow Rate (LPM)	Indoor Air Temp. (°C, DB/WB)														
			20.0 / 14.0		23.0 / 16.0		26.0 / 18.0		27.0 / 19.0		28.0 / 20.0		30.0 / 22.0		32.0 / 24.0		
			TC	PI	TC	PI	TC	PI	TC	PI	TC	PI	TC	PI	TC	PI	
130	10	69.2	46.90	2.82	50.80	3.31	55.20	3.85	60.00	4.32	61.90	4.41	64.30	4.56	66.10	4.62	
		96.0	46.90	2.76	50.80	3.23	55.20	3.76	60.00	4.23	61.90	4.33	64.30	4.46	66.10	4.53	
		173.0	46.90	2.57	50.80	3.01	55.20	3.52	60.00	3.97	61.90	4.09	64.30	4.17	66.10	4.28	
		216.3	46.90	2.49	50.80	2.97	55.20	3.47	60.00	3.88	61.90	4.00	64.30	4.10	66.10	4.16	
		240.0	46.90	2.45	50.80	2.95	55.20	3.44	60.00	3.83	61.90	3.95	64.30	4.06	66.10	4.09	
	15	69.2	46.10	3.72	49.90	4.33	54.30	5.05	59.10	5.67	60.90	5.81	63.20	5.96	65.00	6.06	
		96.0	46.10	3.63	49.90	4.24	54.30	4.94	59.10	5.55	60.90	5.69	63.20	5.84	65.00	5.94	
		173.0	46.10	3.36	49.90	3.98	54.30	4.64	59.10	5.22	60.90	5.36	63.20	5.49	65.00	5.61	
		216.3	46.10	3.27	49.90	3.90	54.30	4.55	59.10	5.12	60.90	5.25	63.20	5.39	65.00	5.48	
		240.0	46.10	3.22	49.90	3.86	54.30	4.50	59.10	5.07	60.90	5.19	63.20	5.34	65.00	5.41	
	20	69.2	45.40	4.52	49.20	5.24	53.60	6.11	58.20	6.87	60.00	7.04	62.30	7.20	64.10	7.34	
		96.0	45.40	4.40	49.20	5.13	53.60	5.99	58.20	6.73	60.00	6.90	62.30	7.06	64.10	7.20	
		173.0	45.40	4.07	49.20	4.83	53.60	5.63	58.20	6.33	60.00	6.48	62.30	6.66	64.10	6.80	
		216.3	45.40	3.96	49.20	4.73	53.60	5.51	58.20	6.21	60.00	6.36	62.30	6.53	64.10	6.65	
		240.0	45.40	3.90	49.20	4.68	53.60	5.44	58.20	6.14	60.00	6.29	62.30	6.46	64.10	6.57	
	25	69.2	45.40	5.57	49.20	6.46	53.60	7.53	58.20	8.50	60.00	8.69	62.30	8.90	64.10	9.05	
		96.0	45.40	5.43	49.20	6.33	53.60	7.38	58.20	8.32	60.00	8.51	62.30	8.72	64.10	8.87	
		173.0	45.40	5.03	49.20	5.96	53.60	6.93	58.20	7.80	60.00	8.00	62.30	8.22	64.10	8.37	
		216.3	45.40	4.88	49.20	5.82	53.60	6.80	58.20	7.65	60.00	7.85	62.30	8.06	64.10	8.19	
		240.0	45.40	4.80	49.20	5.75	53.60	6.73	58.20	7.57	60.00	7.77	62.30	7.97	64.10	8.10	
	30	69.2	45.40	6.69	49.20	7.76	53.60	9.04	58.20	10.19	60.00	10.43	62.30	10.68	64.10	10.86	
		96.0	45.40	6.52	49.20	7.60	53.60	8.86	58.20	9.98	60.00	10.22	62.30	10.47	64.10	10.65	
		173.0	45.40	6.02	49.20	7.14	53.60	8.33	58.20	9.36	60.00	9.60	62.30	9.86	64.10	10.05	
		216.3	45.40	5.85	49.20	6.99	53.60	8.15	58.20	9.18	60.00	9.42	62.30	9.66	64.10	9.83	
		240.0	45.40	5.76	49.20	6.91	53.60	8.05	58.20	9.08	60.00	9.32	62.30	9.55	64.10	9.71	
	35	69.2	40.90	6.75	44.30	7.85	48.20	9.15	52.40	10.29	54.00	10.55	56.10	10.81	57.70	10.98	
		96.0	40.90	6.58	44.30	7.69	48.20	8.96	52.40	10.08	54.00	10.33	56.10	10.59	57.70	10.77	
		173.0	40.90	6.09	44.30	7.22	48.20	8.42	52.40	9.48	54.00	9.71	56.10	9.96	57.70	10.17	
		216.3	40.90	5.93	44.30	7.07	48.20	8.24	52.40	9.29	54.00	9.53	56.10	9.77	57.70	9.93	
		240.0	40.90	5.84	44.30	6.99	48.20	8.14	52.40	9.19	54.00	9.43	56.10	9.67	57.70	9.80	
	40	69.2	36.30	7.13	39.40	8.28	42.80	9.65	46.60	10.85	48.00	11.11	49.80	11.38	51.20	11.59	
		96.0	36.30	6.95	39.40	8.11	42.80	9.45	46.60	10.63	48.00	10.89	49.80	11.16	51.20	11.37	
		173.0	36.30	6.42	39.40	7.62	42.80	8.88	46.60	9.99	48.00	10.25	49.80	10.52	51.20	10.73	
		216.3	36.30	6.24	39.40	7.46	42.80	8.69	46.60	9.80	48.00	10.05	49.80	10.31	51.20	10.49	
		240.0	36.30	6.14	39.40	7.37	42.80	8.59	46.60	9.70	48.00	9.94	49.80	10.20	51.20	10.36	
	45	69.2	31.70	7.52	34.50	8.70	37.50	10.15	40.70	11.42	42.00	11.67	43.60	11.95	44.80	12.20	
		96.0	31.70	7.32	34.50	8.53	37.50	9.94	40.70	11.18	42.00	11.44	43.60	11.72	44.80	11.96	
		173.0	31.70	6.75	34.50	8.03	37.50	9.35	40.70	10.50	42.00	10.79	43.60	11.07	44.80	11.28	
		216.3	31.70	6.56	34.50	7.85	37.50	9.14	40.70	10.31	42.00	10.58	43.60	10.85	44.80	11.04	
		240.0	31.70	6.46	34.50	7.75	37.50	9.03	40.70	10.21	42.00	10.47	43.60	10.73	44.80	10.91	
	120	10	69.2	44.40	2.69	48.00	3.14	52.30	3.63	56.80	4.09	58.50	4.22	60.80	4.32	62.50	4.37
			96.0	44.40	2.62	48.00	3.07	52.30	3.56	56.80	4.00	58.50	4.12	60.80	4.22	62.50	4.28
			173.0	44.40	2.42	48.00	2.88	52.30	3.36	56.80	3.76	58.50	3.85	60.80	3.95	62.50	4.04
			216.3	44.40	2.34	48.00	2.79	52.30	3.29	56.80	3.68	58.50	3.79	60.80	3.88	62.50	3.95
			240.0	44.40	2.30	48.00	2.74	52.30	3.25	56.80	3.64	58.50	3.76	60.80	3.84	62.50	3.90
15		69.2	43.80	3.57	47.50	4.15	51.70	4.82	56.20	5.43	57.90	5.57	60.10	5.70	61.80	5.79	
		96.0	43.80	3.48	47.50	4.06	51.70	4.72	56.20	5.32	57.90	5.45	60.10	5.58	61.80	5.68	
		173.0	43.80	3.21	47.50	3.81	51.70	4.44	56.20	5.00	57.90	5.12	60.10	5.25	61.80	5.36	
		216.3	43.80	3.12	47.50	3.72	51.70	4.35	56.20	4.89	57.90	5.03	60.10	5.15	61.80	5.24	
		240.0	43.80	3.07	47.50	3.67	51.70	4.30	56.20	4.83	57.90	4.98	60.10	5.10	61.80	5.17	
20		69.2	43.40	4.35	47.00	5.05	51.20	5.87	55.60	6.62	57.30	6.77	59.50	6.93	61.20	7.05	
		96.0	43.40	4.24	47.00	4.94	51.20	5.75	55.60	6.48	57.30	6.63	59.50	6.80	61.20	6.92	
		173.0	43.40	3.92	47.00	4.64	51.20	5.40	55.60	6.09	57.30	6.24	59.50	6.41	61.20	6.53	
		216.3	43.40	3.81	47.00	4.55	51.20	5.30	55.60	5.97	57.30	6.12	59.50	6.27	61.20	6.38	

7. Capacity Tables

Combi. (%)	Inlet Water Temp. (°C)	Water Flow Rate (LPM)	Indoor Air Temp. (°C, DB/WB)													
			20.0 / 14.0		23.0 / 16.0		26.0 / 18.0		27.0 / 19.0		28.0 / 20.0		30.0 / 22.0		32.0 / 24.0	
			TC	PI	TC	PI	TC	PI	TC	PI	TC	PI	TC	PI	TC	PI
120	20	240.0	43.40	3.75	47.00	4.50	51.20	5.25	55.60	5.90	57.30	6.05	59.50	6.19	61.20	6.30
	25	69.2	43.40	5.34	47.00	6.21	51.20	7.23	55.60	8.12	57.30	8.32	59.50	8.54	61.20	8.68
		96.0	43.40	5.21	47.00	6.08	51.20	7.08	55.60	7.96	57.30	8.15	59.50	8.36	61.20	8.51
		173.0	43.40	4.82	47.00	5.70	51.20	6.65	55.60	7.49	57.30	7.67	59.50	7.86	61.20	8.03
		216.3	43.40	4.68	47.00	5.58	51.20	6.51	55.60	7.34	57.30	7.52	59.50	7.71	61.20	7.83
		240.0	43.40	4.61	47.00	5.52	51.20	6.44	55.60	7.26	57.30	7.44	59.50	7.63	61.20	7.73
	30	69.2	43.40	6.44	47.00	7.50	51.20	8.74	55.60	9.83	57.30	10.06	59.50	10.32	61.20	10.50
		96.0	43.40	6.28	47.00	7.35	51.20	8.56	55.60	9.63	57.30	9.86	59.50	10.11	61.20	10.29
		173.0	43.40	5.82	47.00	6.90	51.20	8.03	55.60	9.05	57.30	9.27	59.50	9.51	61.20	9.69
		216.3	43.40	5.66	47.00	6.75	51.20	7.86	55.60	8.87	57.30	9.09	59.50	9.33	61.20	9.47
		240.0	43.40	5.57	47.00	6.67	51.20	7.77	55.60	8.77	57.30	8.99	59.50	9.23	61.20	9.35
	35	69.2	39.70	6.61	43.00	7.69	46.80	8.95	50.90	10.08	52.40	10.32	54.40	10.56	56.00	10.76
		96.0	39.70	6.44	43.00	7.53	46.80	8.77	50.90	9.87	52.40	10.11	54.40	10.35	56.00	10.55
		173.0	39.70	5.96	43.00	7.07	46.80	8.24	50.90	9.27	52.40	9.50	54.40	9.75	56.00	9.93
		216.3	39.70	5.79	43.00	6.92	46.80	8.07	50.90	9.09	52.40	9.32	54.40	9.56	56.00	9.71
		240.0	39.70	5.70	43.00	6.84	46.80	7.98	50.90	8.99	52.40	9.22	54.40	9.46	56.00	9.59
	40	69.2	36.00	7.12	39.00	8.26	42.50	9.64	46.20	10.84	47.60	11.10	49.40	11.37	50.80	11.58
		96.0	36.00	6.94	39.00	8.09	42.50	9.44	46.20	10.62	47.60	10.87	49.40	11.14	50.80	11.35
		173.0	36.00	6.42	39.00	7.61	42.50	8.87	46.20	9.98	47.60	10.22	49.40	10.49	50.80	10.70
		216.3	36.00	6.24	39.00	7.44	42.50	8.69	46.20	9.78	47.60	10.04	49.40	10.29	50.80	10.44
240.0		36.00	6.14	39.00	7.35	42.50	8.59	46.20	9.67	47.60	9.94	49.40	10.18	50.80	10.30	
45	69.2	32.30	7.62	35.00	8.84	38.10	10.32	41.50	11.60	42.70	11.87	44.40	12.18	45.60	12.40	
	96.0	32.30	7.43	35.00	8.66	38.10	10.11	41.50	11.36	42.70	11.63	44.40	11.93	45.60	12.16	
	173.0	32.30	6.89	35.00	8.15	38.10	9.50	41.50	10.68	42.70	10.94	44.40	11.22	45.60	11.46	
	216.3	32.30	6.69	35.00	7.97	38.10	9.30	41.50	10.47	42.70	10.76	44.40	11.03	45.60	11.18	
	240.0	32.30	6.58	35.00	7.87	38.10	9.19	41.50	10.36	42.70	10.66	44.40	10.93	45.60	11.03	
110	10	69.2	41.80	2.54	45.30	2.94	49.30	3.44	53.60	3.86	55.20	3.94	57.40	4.07	58.90	4.13
		96.0	41.80	2.47	45.30	2.88	49.30	3.37	53.60	3.78	55.20	3.87	57.40	3.98	58.90	4.04
		173.0	41.80	2.28	45.30	2.70	49.30	3.15	53.60	3.56	55.20	3.66	57.40	3.74	58.90	3.80
		216.3	41.80	2.23	45.30	2.64	49.30	3.08	53.60	3.50	55.20	3.55	57.40	3.67	58.90	3.71
		240.0	41.80	2.20	45.30	2.61	49.30	3.04	53.60	3.47	55.20	3.49	57.40	3.63	58.90	3.66
	15	69.2	41.60	3.40	45.00	3.95	49.00	4.61	53.30	5.18	54.90	5.30	57.00	5.44	58.60	5.53
		96.0	41.60	3.31	45.00	3.87	49.00	4.51	53.30	5.07	54.90	5.19	57.00	5.33	58.60	5.42
		173.0	41.60	3.06	45.00	3.63	49.00	4.23	53.30	4.77	54.90	4.89	57.00	5.01	58.60	5.10
		216.3	41.60	2.99	45.00	3.56	49.00	4.14	53.30	4.68	54.90	4.79	57.00	4.92	58.60	4.98
		240.0	41.60	2.95	45.00	3.52	49.00	4.09	53.30	4.63	54.90	4.74	57.00	4.87	58.60	4.91
	20	69.2	41.40	4.16	44.80	4.85	48.80	5.64	53.00	6.36	54.60	6.51	56.70	6.66	58.30	6.78
		96.0	41.40	4.05	44.80	4.75	48.80	5.52	53.00	6.23	54.60	6.38	56.70	6.53	58.30	6.65
		173.0	41.40	3.75	44.80	4.46	48.80	5.19	53.00	5.85	54.60	5.99	56.70	6.14	58.30	6.26
		216.3	41.40	3.66	44.80	4.37	48.80	5.09	53.00	5.73	54.60	5.88	56.70	6.03	58.30	6.11
		240.0	41.40	3.61	44.80	4.32	48.80	5.04	53.00	5.66	54.60	5.82	56.70	5.97	58.30	6.03
	25	69.2	41.40	5.09	44.80	5.93	48.80	6.90	53.00	7.78	54.60	7.96	56.70	8.15	58.30	8.30
		96.0	41.40	4.97	44.80	5.81	48.80	6.76	53.00	7.62	54.60	7.80	56.70	7.99	58.30	8.14
		173.0	41.40	4.61	44.80	5.46	48.80	6.36	53.00	7.16	54.60	7.34	56.70	7.52	58.30	7.67
		216.3	41.40	4.47	44.80	5.34	48.80	6.23	53.00	7.02	54.60	7.19	56.70	7.38	58.30	7.47
		240.0	41.40	4.40	44.80	5.28	48.80	6.16	53.00	6.95	54.60	7.11	56.70	7.31	58.30	7.37
30	69.2	41.40	6.21	44.80	7.23	48.80	8.42	53.00	9.49	54.60	9.71	56.70	9.94	58.30	10.12	
	96.0	41.40	6.06	44.80	7.08	48.80	8.24	53.00	9.29	54.60	9.51	56.70	9.74	58.30	9.92	
	173.0	41.40	5.61	44.80	6.65	48.80	7.74	53.00	8.72	54.60	8.94	56.70	9.17	58.30	9.33	
	216.3	41.40	5.46	44.80	6.51	48.80	7.59	53.00	8.55	54.60	8.76	56.70	8.99	58.30	9.11	
	240.0	41.40	5.38	44.80	6.43	48.80	7.51	53.00	8.46	54.60	8.66	56.70	8.89	58.30	8.99	
35	69.2	38.50	6.47	41.70	7.52	45.50	8.75	49.40	9.86	50.90	10.09	52.90	10.33	54.30	10.53	
	96.0	38.50	6.31	41.70	7.37	45.50	8.57	49.40	9.66	50.90	9.88	52.90	10.12	54.30	10.32	
	173.0	38.50	5.84	41.70	6.92	45.50	8.06	49.40	9.08	50.90	9.29	52.90	9.53	54.30	9.71	
	216.3	38.50	5.67	41.70	6.77	45.50	7.89	49.40	8.90	50.90	9.12	52.90	9.35	54.30	9.47	

7. Capacity Tables

Combi. (%)	Inlet Water Temp. (°C)	Water Flow Rate (LPM)	Indoor Air Temp. (°C, DB/WB)														
			20.0 / 14.0		23.0 / 16.0		26.0 / 18.0		27.0 / 19.0		28.0 / 20.0		30.0 / 22.0		32.0 / 24.0		
			TC	PI	TC	PI	TC	PI	TC	PI	TC	PI	TC	PI	TC	PI	
110	35	240.0	38.50	5.58	41.70	6.69	45.50	7.80	49.40	8.80	50.90	9.03	52.90	9.25	54.30	9.34	
		69.2	35.70	7.10	38.70	8.27	42.10	9.62	45.80	10.82	47.10	11.08	49.00	11.35	50.30	11.57	
	40	96.0	35.70	6.92	38.70	8.09	42.10	9.42	45.80	10.60	47.10	10.85	49.00	11.12	50.30	11.34	
		173.0	35.70	6.41	38.70	7.59	42.10	8.85	45.80	9.96	47.10	10.20	49.00	10.47	50.30	10.67	
		216.3	35.70	6.23	38.70	7.43	42.10	8.67	45.80	9.77	47.10	10.02	49.00	10.28	50.30	10.40	
		240.0	35.70	6.13	38.70	7.34	42.10	8.57	45.80	9.67	47.10	9.92	49.00	10.18	50.30	10.25	
		69.2	32.80	7.73	35.60	9.02	38.70	10.49	42.10	11.78	43.40	12.07	45.10	12.37	46.40	12.60	
	45	96.0	32.80	7.54	35.60	8.83	38.70	10.27	42.10	11.54	43.40	11.82	45.10	12.12	46.40	12.35	
		173.0	32.80	6.98	35.60	8.27	38.70	9.65	42.10	10.85	43.40	11.12	45.10	11.42	46.40	11.63	
		216.3	32.80	6.78	35.60	8.09	38.70	9.45	42.10	10.64	43.40	10.92	45.10	11.21	46.40	11.33	
		240.0	32.80	6.67	35.60	7.99	38.70	9.34	42.10	10.53	43.40	10.81	45.10	11.10	46.40	11.17	
		69.2	39.30	2.40	42.60	2.79	46.40	3.20	50.40	3.65	51.90	3.70	53.90	3.83	55.40	3.90	
	100	10	96.0	39.30	2.34	42.60	2.73	46.40	3.14	50.40	3.58	51.90	3.63	53.90	3.75	55.40	3.82
			173.0	39.30	2.17	42.60	2.55	46.40	2.97	50.40	3.36	51.90	3.44	53.90	3.52	55.40	3.59
			216.3	39.30	2.09	42.60	2.50	46.40	2.90	50.40	3.29	51.90	3.36	53.90	3.45	55.40	3.48
240.0			39.30	2.05	42.60	2.47	46.40	2.86	50.40	3.25	51.90	3.32	53.90	3.41	55.40	3.42	
69.2			39.30	3.24	42.60	3.77	46.40	4.37	50.40	4.94	51.90	5.04	53.90	5.18	55.40	5.27	
15		96.0	39.30	3.16	42.60	3.69	46.40	4.28	50.40	4.84	51.90	4.94	53.90	5.07	55.40	5.16	
		173.0	39.30	2.93	42.60	3.47	46.40	4.04	50.40	4.55	51.90	4.65	53.90	4.77	55.40	4.86	
		216.3	39.30	2.84	42.60	3.39	46.40	3.95	50.40	4.46	51.90	4.56	53.90	4.68	55.40	4.73	
		240.0	39.30	2.79	42.60	3.35	46.40	3.90	50.40	4.41	51.90	4.51	53.90	4.63	55.40	4.66	
		69.2	39.30	3.99	42.60	4.63	46.40	5.41	50.40	6.08	51.90	6.24	53.90	6.39	55.40	6.49	
20		96.0	39.30	3.89	42.60	4.54	46.40	5.30	50.40	5.96	51.90	6.11	53.90	6.26	55.40	6.36	
		173.0	39.30	3.60	42.60	4.28	46.40	4.98	50.40	5.60	51.90	5.73	53.90	5.88	55.40	5.99	
		216.3	39.30	3.50	42.60	4.19	46.40	4.88	50.40	5.49	51.90	5.63	53.90	5.78	55.40	5.84	
		240.0	39.30	3.45	42.60	4.14	46.40	4.83	50.40	5.43	51.90	5.58	53.90	5.73	55.40	5.76	
		69.2	39.30	4.86	42.60	5.66	46.40	6.59	50.40	7.43	51.90	7.61	53.90	7.79	55.40	7.93	
25		96.0	39.30	4.74	42.60	5.54	46.40	6.45	50.40	7.28	51.90	7.45	53.90	7.63	55.40	7.77	
		173.0	39.30	4.40	42.60	5.21	46.40	6.06	50.40	6.83	51.90	6.99	53.90	7.17	55.40	7.31	
		216.3	39.30	4.28	42.60	5.10	46.40	5.94	50.40	6.69	51.90	6.86	53.90	7.04	55.40	7.11	
		240.0	39.30	4.21	42.60	5.05	46.40	5.88	50.40	6.62	51.90	6.79	53.90	6.97	55.40	7.01	
		69.2	39.30	5.98	42.60	6.97	46.40	8.11	50.40	9.13	51.90	9.35	53.90	9.57	55.40	9.76	
30		96.0	39.30	5.83	42.60	6.83	46.40	7.94	50.40	8.94	51.90	9.16	53.90	9.38	55.40	9.56	
		173.0	39.30	5.40	42.60	6.41	46.40	7.46	50.40	8.40	51.90	8.60	53.90	8.82	55.40	8.99	
		216.3	39.30	5.25	42.60	6.27	46.40	7.31	50.40	8.24	51.90	8.45	53.90	8.66	55.40	8.75	
		240.0	39.30	5.17	42.60	6.19	46.40	7.23	50.40	8.15	51.90	8.37	53.90	8.57	55.40	8.62	
		69.2	37.40	6.32	40.50	7.35	44.00	8.55	47.90	9.64	49.30	9.86	51.20	10.10	52.70	10.29	
35		96.0	37.40	6.16	40.50	7.20	44.00	8.38	47.90	9.44	49.30	9.66	51.20	9.90	52.70	10.08	
		173.0	37.40	5.70	40.50	6.77	44.00	7.88	47.90	8.87	49.30	9.08	51.20	9.32	52.70	9.48	
		216.3	37.40	5.55	40.50	6.62	44.00	7.71	47.90	8.70	49.30	8.91	51.20	9.14	52.70	9.23	
		240.0	37.40	5.47	40.50	6.54	44.00	7.62	47.90	8.61	49.30	8.82	51.20	9.04	52.70	9.09	
		69.2	35.40	7.10	38.30	8.25	41.70	9.61	45.40	10.81	46.70	11.07	48.60	11.34	49.90	11.54	
40	96.0	35.40	6.92	38.30	8.08	41.70	9.41	45.40	10.59	46.70	10.84	48.60	11.11	49.90	11.31		
	173.0	35.40	6.39	38.30	7.59	41.70	8.84	45.40	9.95	46.70	10.19	48.60	10.44	49.90	10.64		
	216.3	35.40	6.23	38.30	7.43	41.70	8.66	45.40	9.75	46.70	9.99	48.60	10.25	49.90	10.35		
	240.0	35.40	6.14	38.30	7.34	41.70	8.56	45.40	9.64	46.70	9.88	48.60	10.15	49.90	10.19		
	69.2	33.40	7.89	36.20	9.15	39.40	10.66	42.80	11.98	44.10	12.27	45.90	12.58	47.10	12.79		
45	96.0	33.40	7.68	36.20	8.96	39.40	10.44	42.80	11.73	44.10	12.02	45.90	12.32	47.10	12.53		
	173.0	33.40	7.08	36.20	8.42	39.40	9.80	42.80	11.03	44.10	11.30	45.90	11.57	47.10	11.79		
	216.3	33.40	6.90	36.20	8.24	39.40	9.60	42.80	10.80	44.10	11.07	45.90	11.36	47.10	11.48		
	240.0	33.40	6.80	36.20	8.14	39.40	9.49	42.80	10.67	44.10	10.94	45.90	11.25	47.10	11.31		
	69.2	35.40	2.04	38.30	2.37	41.70	2.77	45.40	3.14	46.70	3.19	48.60	3.26	49.90	3.36		
90	10	96.0	35.40	1.99	38.30	2.33	41.70	2.71	45.40	3.08	46.70	3.13	48.60	3.21	49.90	3.29	
		173.0	35.40	1.86	38.30	2.21	41.70	2.55	45.40	2.90	46.70	2.96	48.60	3.05	49.90	3.09	
		216.3	35.40	1.80	38.30	2.13	41.70	2.51	45.40	2.81	46.70	2.90	48.60	2.99	49.90	2.99	

7. Capacity Tables

Combi. (%)	Inlet Water Temp. (°C)	Water Flow Rate (LPM)	Indoor Air Temp. (°C, DB/WB)														
			20.0 / 14.0		23.0 / 16.0		26.0 / 18.0		27.0 / 19.0		28.0 / 20.0		30.0 / 22.0		32.0 / 24.0		
			TC	PI	TC	PI	TC	PI	TC	PI	TC	PI	TC	PI	TC	PI	
90	10	240.0	35.40	1.77	38.30	2.09	41.70	2.49	45.40	2.76	46.70	2.87	48.60	2.96	49.90	2.94	
	15	69.2	35.40	2.78	38.30	3.23	41.70	3.77	45.40	4.25	46.70	4.34	48.60	4.45	49.90	4.54	
		96.0	35.40	2.71	38.30	3.17	41.70	3.69	45.40	4.16	46.70	4.25	48.60	4.36	49.90	4.45	
		173.0	35.40	2.52	38.30	2.99	41.70	3.47	45.40	3.92	46.70	4.01	48.60	4.11	49.90	4.19	
		216.3	35.40	2.45	38.30	2.91	41.70	3.41	45.40	3.83	46.70	3.93	48.60	4.04	49.90	4.07	
		240.0	35.40	2.41	38.30	2.87	41.70	3.38	45.40	3.78	46.70	3.89	48.60	4.00	49.90	4.00	
	20	69.2	35.40	3.44	38.30	3.99	41.70	4.65	45.40	5.25	46.70	5.37	48.60	5.51	49.90	5.59	
		96.0	35.40	3.35	38.30	3.91	41.70	4.55	45.40	5.14	46.70	5.26	48.60	5.39	49.90	5.48	
		173.0	35.40	3.11	38.30	3.68	41.70	4.28	45.40	4.82	46.70	4.94	48.60	5.06	49.90	5.16	
		216.3	35.40	3.02	38.30	3.60	41.70	4.20	45.40	4.73	46.70	4.85	48.60	4.97	49.90	5.03	
		240.0	35.40	2.97	38.30	3.56	41.70	4.16	45.40	4.68	46.70	4.80	48.60	4.92	49.90	4.96	
	25	69.2	35.40	4.19	38.30	4.88	41.70	5.67	45.40	6.39	46.70	6.54	48.60	6.71	49.90	6.83	
		96.0	35.40	4.08	38.30	4.78	41.70	5.55	45.40	6.26	46.70	6.41	48.60	6.57	49.90	6.69	
		173.0	35.40	3.78	38.30	4.49	41.70	5.22	45.40	5.88	46.70	6.02	48.60	6.18	49.90	6.29	
		216.3	35.40	3.68	38.30	4.38	41.70	5.12	45.40	5.76	46.70	5.91	48.60	6.06	49.90	6.12	
		240.0	35.40	3.62	38.30	4.33	41.70	5.06	45.40	5.70	46.70	5.86	48.60	6.00	49.90	6.04	
	30	69.2	35.40	5.16	38.30	5.99	41.70	6.98	45.40	7.87	46.70	8.05	48.60	8.25	49.90	8.40	
		96.0	35.40	5.03	38.30	5.87	41.70	6.84	45.40	7.70	46.70	7.88	48.60	8.08	49.90	8.23	
		173.0	35.40	4.65	38.30	5.51	41.70	6.42	45.40	7.23	46.70	7.41	48.60	7.59	49.90	7.73	
		216.3	35.40	4.52	38.30	5.40	41.70	6.29	45.40	7.10	46.70	7.26	48.60	7.46	49.90	7.53	
		240.0	35.40	4.45	38.30	5.34	41.70	6.22	45.40	7.03	46.70	7.18	48.60	7.39	49.90	7.42	
	35	69.2	34.40	5.57	37.30	6.47	40.60	7.53	44.10	8.48	45.40	8.68	47.20	8.89	48.50	9.05	
		96.0	34.40	5.43	37.30	6.33	40.60	7.38	44.10	8.30	45.40	8.50	47.20	8.71	48.50	8.87	
		173.0	34.40	5.01	37.30	5.94	40.60	6.93	44.10	7.80	45.40	7.98	47.20	8.19	48.50	8.34	
		216.3	34.40	4.88	37.30	5.82	40.60	6.78	44.10	7.65	45.40	7.85	47.20	8.04	48.50	8.12	
		240.0	34.40	4.81	37.30	5.75	40.60	6.70	44.10	7.57	45.40	7.78	47.20	7.96	48.50	8.00	
	40	69.2	33.40	6.40	36.20	7.43	39.40	8.64	42.80	9.74	44.10	9.97	45.80	10.21	47.10	10.39	
		96.0	33.40	6.23	36.20	7.28	39.40	8.47	42.80	9.54	44.10	9.77	45.80	10.00	47.10	10.18	
		173.0	33.40	5.76	36.20	6.83	39.40	7.97	42.80	8.96	44.10	9.18	45.80	9.41	47.10	9.59	
		216.3	33.40	5.60	36.20	6.69	39.40	7.80	42.80	8.79	44.10	9.00	45.80	9.24	47.10	9.33	
		240.0	33.40	5.51	36.20	6.61	39.40	7.71	42.80	8.70	44.10	8.90	45.80	9.15	47.10	9.19	
	45	69.2	32.40	7.22	35.20	8.39	38.30	9.75	41.60	11.01	42.90	11.26	44.50	11.54	45.80	11.73	
		96.0	32.40	7.04	35.20	8.21	38.30	9.56	41.60	10.78	42.90	11.03	44.50	11.30	45.80	11.50	
		173.0	32.40	6.51	35.20	7.71	38.30	9.00	41.60	10.11	42.90	10.38	44.50	10.62	45.80	10.83	
		216.3	32.40	6.32	35.20	7.56	38.30	8.82	41.60	9.93	42.90	10.16	44.50	10.44	45.80	10.55	
		240.0	32.40	6.22	35.20	7.48	38.30	8.72	41.60	9.83	42.90	10.04	44.50	10.34	45.80	10.40	
	80	10	69.2	31.40	1.75	34.10	1.99	37.10	2.31	40.30	2.65	41.50	2.68	43.10	2.76	44.40	2.78
			96.0	31.40	1.70	34.10	1.96	37.10	2.27	40.30	2.59	41.50	2.63	43.10	2.70	44.40	2.73
			173.0	31.40	1.54	34.10	1.86	37.10	2.15	40.30	2.41	41.50	2.48	43.10	2.52	44.40	2.57
			216.3	31.40	1.53	34.10	1.80	37.10	2.11	40.30	2.37	41.50	2.41	43.10	2.48	44.40	2.51
			240.0	31.40	1.52	34.10	1.77	37.10	2.09	40.30	2.35	41.50	2.37	43.10	2.46	44.40	2.48
		15	69.2	31.40	2.34	34.10	2.71	37.10	3.15	40.30	3.57	41.50	3.64	43.10	3.74	44.40	3.80
			96.0	31.40	2.28	34.10	2.66	37.10	3.09	40.30	3.49	41.50	3.57	43.10	3.66	44.40	3.72
			173.0	31.40	2.10	34.10	2.51	37.10	2.91	40.30	3.27	41.50	3.36	43.10	3.44	44.40	3.50
			216.3	31.40	2.06	34.10	2.45	37.10	2.85	40.30	3.21	41.50	3.29	43.10	3.38	44.40	3.41
240.0			31.40	2.04	34.10	2.42	37.10	2.82	40.30	3.18	41.50	3.25	43.10	3.35	44.40	3.36	
20		69.2	31.40	2.88	34.10	3.36	37.10	3.90	40.30	4.39	41.50	4.50	43.10	4.60	44.40	4.70	
		96.0	31.40	2.81	34.10	3.29	37.10	3.82	40.30	4.30	41.50	4.41	43.10	4.51	44.40	4.60	
		173.0	31.40	2.60	34.10	3.08	37.10	3.59	40.30	4.04	41.50	4.14	43.10	4.25	44.40	4.32	
		216.3	31.40	2.52	34.10	3.02	37.10	3.51	40.30	3.96	41.50	4.07	43.10	4.17	44.40	4.20	
		240.0	31.40	2.48	34.10	2.99	37.10	3.47	40.30	3.92	41.50	4.03	43.10	4.13	44.40	4.13	
25		69.2	31.40	3.52	34.10	4.09	37.10	4.76	40.30	5.35	41.50	5.49	43.10	5.63	44.40	5.72	
		96.0	31.40	3.43	34.10	4.00	37.10	4.66	40.30	5.24	41.50	5.37	43.10	5.51	44.40	5.60	
		173.0	31.40	3.17	34.10	3.75	37.10	4.38	40.30	4.94	41.50	5.04	43.10	5.18	44.40	5.27	
		216.3	31.40	3.08	34.10	3.68	37.10	4.29	40.30	4.83	41.50	4.95	43.10	5.09	44.40	5.13	

7. Capacity Tables

Combi. (%)	Inlet Water Temp. (°C)	Water Flow Rate (LPM)	Indoor Air Temp. (°C, DB/WB)													
			20.0 / 14.0		23.0 / 16.0		26.0 / 18.0		27.0 / 19.0		28.0 / 20.0		30.0 / 22.0		32.0 / 24.0	
			TC	PI	TC	PI	TC	PI	TC	PI	TC	PI	TC	PI	TC	PI
80	25	240.0	31.40	3.03	34.10	3.64	37.10	4.24	40.30	4.78	41.50	4.90	43.10	5.04	44.40	5.06
	30	69.2	31.40	4.31	34.10	5.01	37.10	5.85	40.30	6.59	41.50	6.74	43.10	6.90	44.40	7.04
		96.0	31.40	4.20	34.10	4.91	37.10	5.73	40.30	6.45	41.50	6.60	43.10	6.76	44.40	6.90
		173.0	31.40	3.90	34.10	4.62	37.10	5.39	40.30	6.06	41.50	6.21	43.10	6.36	44.40	6.48
		216.3	31.40	3.80	34.10	4.52	37.10	5.27	40.30	5.94	41.50	6.09	43.10	6.24	44.40	6.32
		240.0	31.40	3.75	34.10	4.47	37.10	5.20	40.30	5.87	41.50	6.02	43.10	6.17	44.40	6.23
	35	69.2	31.40	4.80	34.10	5.58	37.10	6.49	40.30	7.32	41.50	7.50	43.10	7.69	44.40	7.82
		96.0	31.40	4.68	34.10	5.46	37.10	6.36	40.30	7.17	41.50	7.35	43.10	7.53	44.40	7.66
		173.0	31.40	4.34	34.10	5.13	37.10	5.99	40.30	6.74	41.50	6.90	43.10	7.07	44.40	7.20
		216.3	31.40	4.22	34.10	5.03	37.10	5.87	40.30	6.60	41.50	6.77	43.10	6.95	44.40	7.01
		240.0	31.40	4.15	34.10	4.98	37.10	5.80	40.30	6.52	41.50	6.70	43.10	6.88	44.40	6.91
	40	69.2	31.40	5.69	34.10	6.62	37.10	7.70	40.30	8.68	41.50	8.87	43.10	9.10	44.40	9.25
		96.0	31.40	5.55	34.10	6.48	37.10	7.54	40.30	8.50	41.50	8.69	43.10	8.91	44.40	9.06
		173.0	31.40	5.13	34.10	6.08	37.10	7.08	40.30	7.98	41.50	8.16	43.10	8.37	44.40	8.52
		216.3	31.40	4.98	34.10	5.96	37.10	6.93	40.30	7.82	41.50	8.01	43.10	8.22	44.40	8.30
		240.0	31.40	4.90	34.10	5.89	37.10	6.85	40.30	7.73	41.50	7.93	43.10	8.14	44.40	8.18
	45	69.2	31.40	6.58	34.10	7.66	37.10	8.91	40.30	10.03	41.50	10.25	43.10	10.52	44.40	10.69
		96.0	31.40	6.41	34.10	7.49	37.10	8.72	40.30	9.82	41.50	10.04	43.10	10.30	44.40	10.47
		173.0	31.40	5.93	34.10	7.02	37.10	8.18	40.30	9.23	41.50	9.42	43.10	9.68	44.40	9.84
		216.3	31.40	5.75	34.10	6.89	37.10	8.00	40.30	9.03	41.50	9.26	43.10	9.50	44.40	9.59
240.0		31.40	5.65	34.10	6.82	37.10	7.90	40.30	8.92	41.50	9.17	43.10	9.40	44.40	9.45	
70	10	69.2	27.50	1.42	29.80	1.66	32.50	1.92	35.30	2.16	36.30	2.25	37.70	2.30	38.80	2.31
		96.0	27.50	1.39	29.80	1.62	32.50	1.88	35.30	2.12	36.30	2.20	37.70	2.25	38.80	2.27
		173.0	27.50	1.30	29.80	1.51	32.50	1.77	35.30	2.02	36.30	2.06	37.70	2.12	38.80	2.15
		216.3	27.50	1.27	29.80	1.49	32.50	1.75	35.30	1.96	36.30	2.00	37.70	2.06	38.80	2.09
		240.0	27.50	1.25	29.80	1.48	32.50	1.74	35.30	1.93	36.30	1.97	37.70	2.03	38.80	2.06
	15	69.2	27.50	1.94	29.80	2.26	32.50	2.62	35.30	2.96	36.30	3.03	37.70	3.11	38.80	3.15
		96.0	27.50	1.89	29.80	2.21	32.50	2.57	35.30	2.90	36.30	2.97	37.70	3.05	38.80	3.09
		173.0	27.50	1.76	29.80	2.07	32.50	2.42	35.30	2.73	36.30	2.79	37.70	2.87	38.80	2.91
		216.3	27.50	1.71	29.80	2.03	32.50	2.37	35.30	2.67	36.30	2.73	37.70	2.81	38.80	2.84
		240.0	27.50	1.68	29.80	2.01	32.50	2.34	35.30	2.64	36.30	2.70	37.70	2.78	38.80	2.80
	20	69.2	27.50	2.40	29.80	2.79	32.50	3.25	35.30	3.66	36.30	3.74	37.70	3.83	38.80	3.90
		96.0	27.50	2.34	29.80	2.73	32.50	3.18	35.30	3.58	36.30	3.66	37.70	3.75	38.80	3.82
		173.0	27.50	2.16	29.80	2.57	32.50	2.99	35.30	3.36	36.30	3.44	37.70	3.53	38.80	3.59
		216.3	27.50	2.10	29.80	2.51	32.50	2.93	35.30	3.30	36.30	3.38	37.70	3.47	38.80	3.50
		240.0	27.50	2.07	29.80	2.48	32.50	2.90	35.30	3.27	36.30	3.35	37.70	3.44	38.80	3.45
	25	69.2	27.50	2.92	29.80	3.40	32.50	3.95	35.30	4.45	36.30	4.56	37.70	4.66	38.80	4.76
		96.0	27.50	2.85	29.80	3.33	32.50	3.87	35.30	4.36	36.30	4.47	37.70	4.57	38.80	4.66
		173.0	27.50	2.64	29.80	3.12	32.50	3.65	35.30	4.10	36.30	4.20	37.70	4.31	38.80	4.38
		216.3	27.50	2.57	29.80	3.06	32.50	3.57	35.30	4.02	36.30	4.11	37.70	4.22	38.80	4.26
		240.0	27.50	2.53	29.80	3.03	32.50	3.53	35.30	3.98	36.30	4.06	37.70	4.17	38.80	4.20
30	69.2	27.50	3.60	29.80	4.18	32.50	4.86	35.30	5.47	36.30	5.61	37.70	5.75	38.80	5.85	
	96.0	27.50	3.51	29.80	4.09	32.50	4.76	35.30	5.36	36.30	5.49	37.70	5.63	38.80	5.73	
	173.0	27.50	3.24	29.80	3.84	32.50	4.47	35.30	5.04	36.30	5.16	37.70	5.30	38.80	5.39	
	216.3	27.50	3.15	29.80	3.77	32.50	4.38	35.30	4.94	36.30	5.07	37.70	5.19	38.80	5.25	
	240.0	27.50	3.10	29.80	3.73	32.50	4.33	35.30	4.89	36.30	5.02	37.70	5.13	38.80	5.17	
35	69.2	27.50	3.99	29.80	4.63	32.50	5.42	35.30	6.08	36.30	6.24	37.70	6.39	38.80	6.49	
	96.0	27.50	3.89	29.80	4.54	32.50	5.30	35.30	5.96	36.30	6.11	37.70	6.26	38.80	6.36	
	173.0	27.50	3.60	29.80	4.28	32.50	4.97	35.30	5.60	36.30	5.73	37.70	5.88	38.80	5.99	
	216.3	27.50	3.50	29.80	4.17	32.50	4.88	35.30	5.49	36.30	5.63	37.70	5.78	38.80	5.84	
	240.0	27.50	3.45	29.80	4.11	32.50	4.83	35.30	5.43	36.30	5.58	37.70	5.73	38.80	5.76	
40	69.2	27.50	4.73	29.80	5.49	32.50	6.40	35.30	7.21	36.30	7.38	37.70	7.56	38.80	7.70	
	96.0	27.50	4.61	29.80	5.38	32.50	6.27	35.30	7.06	36.30	7.23	37.70	7.41	38.80	7.55	
	173.0	27.50	4.26	29.80	5.06	32.50	5.90	35.30	6.63	36.30	6.80	37.70	6.96	38.80	7.10	
	216.3	27.50	4.14	29.80	4.95	32.50	5.76	35.30	6.50	36.30	6.66	37.70	6.84	38.80	6.90	

7. Capacity Tables

Combi. (%)	Inlet Water Temp. (°C)	Water Flow Rate (LPM)	Indoor Air Temp. (°C, DB/WB)														
			20.0 / 14.0		23.0 / 16.0		26.0 / 18.0		27.0 / 19.0		28.0 / 20.0		30.0 / 22.0		32.0 / 24.0		
			TC	PI	TC	PI	TC	PI	TC	PI	TC	PI	TC	PI	TC	PI	
70	40	240.0	27.50	4.07	29.80	4.89	32.50	5.68	35.30	6.43	36.30	6.58	37.70	6.77	38.80	6.79	
		69.2	27.50	5.46	29.80	6.34	32.50	7.39	35.30	8.34	36.30	8.52	37.70	8.74	38.80	8.90	
	45	96.0	27.50	5.32	29.80	6.21	32.50	7.25	35.30	8.17	36.30	8.35	37.70	8.56	38.80	8.72	
		173.0	27.50	4.92	29.80	5.84	32.50	6.83	35.30	7.67	36.30	7.86	37.70	8.04	38.80	8.21	
		216.3	27.50	4.79	29.80	5.73	32.50	6.65	35.30	7.50	36.30	7.70	37.70	7.91	38.80	7.97	
		240.0	27.50	4.72	29.80	5.67	32.50	6.55	35.30	7.41	36.30	7.61	37.70	7.84	38.80	7.84	
60	10	69.2	23.60	1.13	25.50	1.32	27.80	1.52	30.20	1.75	31.20	1.79	32.40	1.81	33.30	1.84	
		96.0	23.60	1.10	25.50	1.29	27.80	1.50	30.20	1.71	31.20	1.75	32.40	1.78	33.30	1.81	
		173.0	23.60	1.02	25.50	1.21	27.80	1.43	30.20	1.60	31.20	1.63	32.40	1.69	33.30	1.72	
		216.3	23.60	0.98	25.50	1.20	27.80	1.40	30.20	1.57	31.20	1.60	32.40	1.64	33.30	1.67	
		240.0	23.60	0.96	25.50	1.19	27.80	1.38	30.20	1.55	31.20	1.58	32.40	1.61	33.30	1.64	
	15	69.2	23.60	1.55	25.50	1.80	27.80	2.09	30.20	2.36	31.20	2.43	32.40	2.47	33.30	2.51	
		96.0	23.60	1.51	25.50	1.76	27.80	2.05	30.20	2.31	31.20	2.38	32.40	2.42	33.30	2.46	
		173.0	23.60	1.40	25.50	1.65	27.80	1.94	30.20	2.18	31.20	2.22	32.40	2.28	33.30	2.33	
		216.3	23.60	1.35	25.50	1.62	27.80	1.89	30.20	2.13	31.20	2.18	32.40	2.24	33.30	2.27	
		240.0	23.60	1.32	25.50	1.60	27.80	1.86	30.20	2.10	31.20	2.16	32.40	2.22	33.30	2.24	
	20	69.2	23.60	1.91	25.50	2.23	27.80	2.59	30.20	2.91	31.20	2.99	32.40	3.05	33.30	3.11	
		96.0	23.60	1.86	25.50	2.18	27.80	2.54	30.20	2.85	31.20	2.93	32.40	2.99	33.30	3.05	
		173.0	23.60	1.73	25.50	2.04	27.80	2.39	30.20	2.69	31.20	2.75	32.40	2.81	33.30	2.87	
		216.3	23.60	1.68	25.50	2.00	27.80	2.33	30.20	2.63	31.20	2.69	32.40	2.76	33.30	2.79	
		240.0	23.60	1.65	25.50	1.98	27.80	2.30	30.20	2.60	31.20	2.66	32.40	2.73	33.30	2.75	
	25	69.2	23.60	2.33	25.50	2.72	27.80	3.16	30.20	3.55	31.20	3.63	32.40	3.72	33.30	3.80	
		96.0	23.60	2.27	25.50	2.66	27.80	3.09	30.20	3.48	31.20	3.56	32.40	3.65	33.30	3.72	
		173.0	23.60	2.10	25.50	2.49	27.80	2.90	30.20	3.27	31.20	3.35	32.40	3.44	33.30	3.50	
		216.3	23.60	2.04	25.50	2.43	27.80	2.84	30.20	3.20	31.20	3.29	32.40	3.36	33.30	3.41	
		240.0	23.60	2.01	25.50	2.40	27.80	2.80	30.20	3.16	31.20	3.25	32.40	3.32	33.30	3.36	
	30	69.2	23.60	2.86	25.50	3.32	27.80	3.87	30.20	4.36	31.20	4.47	32.40	4.57	33.30	4.67	
		96.0	23.60	2.79	25.50	3.25	27.80	3.79	30.20	4.27	31.20	4.38	32.40	4.48	33.30	4.57	
		173.0	23.60	2.58	25.50	3.06	27.80	3.57	30.20	4.02	31.20	4.11	32.40	4.22	33.30	4.29	
		216.3	23.60	2.51	25.50	3.00	27.80	3.50	30.20	3.95	31.20	4.04	32.40	4.14	33.30	4.19	
		240.0	23.60	2.47	25.50	2.97	27.80	3.46	30.20	3.91	31.20	4.00	32.40	4.10	33.30	4.14	
	35	69.2	23.60	3.18	25.50	3.71	27.80	4.32	30.20	4.85	31.20	4.97	32.40	5.09	33.30	5.18	
		96.0	23.60	3.10	25.50	3.63	27.80	4.23	30.20	4.75	31.20	4.87	32.40	4.98	33.30	5.07	
		173.0	23.60	2.87	25.50	3.41	27.80	3.96	30.20	4.47	31.20	4.58	32.40	4.68	33.30	4.77	
		216.3	23.60	2.79	25.50	3.33	27.80	3.89	30.20	4.38	31.20	4.49	32.40	4.61	33.30	4.65	
		240.0	23.60	2.75	25.50	3.29	27.80	3.85	30.20	4.33	31.20	4.44	32.40	4.57	33.30	4.58	
	40	69.2	23.60	3.76	25.50	4.37	27.80	5.11	30.20	5.75	31.20	5.88	32.40	6.02	33.30	6.14	
		96.0	23.60	3.67	25.50	4.28	27.80	5.00	30.20	5.63	31.20	5.76	32.40	5.90	33.30	6.02	
		173.0	23.60	3.41	25.50	4.04	27.80	4.70	30.20	5.28	31.20	5.42	32.40	5.55	33.30	5.66	
		216.3	23.60	3.30	25.50	3.95	27.80	4.61	30.20	5.18	31.20	5.31	32.40	5.45	33.30	5.51	
		240.0	23.60	3.24	25.50	3.90	27.80	4.56	30.20	5.13	31.20	5.25	32.40	5.40	33.30	5.43	
	45	69.2	23.60	4.34	25.50	5.04	27.80	5.90	30.20	6.65	31.20	6.80	32.40	6.95	33.30	7.10	
		96.0	23.60	4.24	25.50	4.94	27.80	5.78	30.20	6.51	31.20	6.66	32.40	6.81	33.30	6.96	
		173.0	23.60	3.95	25.50	4.67	27.80	5.43	30.20	6.09	31.20	6.26	32.40	6.42	33.30	6.54	
		216.3	23.60	3.81	25.50	4.56	27.80	5.33	30.20	5.97	31.20	6.14	32.40	6.29	33.30	6.36	
		240.0	23.60	3.73	25.50	4.50	27.80	5.28	30.20	5.90	31.20	6.07	32.40	6.22	33.30	6.26	
	50	10	69.2	19.70	0.84	21.30	0.98	23.20	1.18	25.20	1.29	26.00	1.31	27.00	1.37	27.70	1.38
			96.0	19.70	0.82	21.30	0.96	23.20	1.15	25.20	1.27	26.00	1.29	27.00	1.34	27.70	1.35
173.0			19.70	0.75	21.30	0.91	23.20	1.07	25.20	1.20	26.00	1.24	27.00	1.24	27.70	1.27	
216.3			19.70	0.74	21.30	0.91	23.20	1.04	25.20	1.17	26.00	1.18	27.00	1.23	27.70	1.22	
240.0			19.70	0.73	21.30	0.91	23.20	1.02	25.20	1.15	26.00	1.15	27.00	1.22	27.70	1.19	
15		69.2	19.70	1.15	21.30	1.34	23.20	1.57	25.20	1.75	26.00	1.80	27.00	1.85	27.70	1.88	
		96.0	19.70	1.12	21.30	1.31	23.20	1.54	25.20	1.72	26.00	1.77	27.00	1.81	27.70	1.84	
		173.0	19.70	1.04	21.30	1.23	23.20	1.44	25.20	1.62	26.00	1.67	27.00	1.70	27.70	1.73	
		216.3	19.70	1.01	21.30	1.22	23.20	1.41	25.20	1.59	26.00	1.62	27.00	1.67	27.70	1.68	

7. Capacity Tables

Combi. (%)	Inlet Water Temp. (°C)	Water Flow Rate (LPM)	Indoor Air Temp. (°C, DB/WB)													
			20.0 / 14.0		23.0 / 16.0		26.0 / 18.0		27.0 / 19.0		28.0 / 20.0		30.0 / 22.0		32.0 / 24.0	
			TC	PI	TC	PI	TC	PI	TC	PI	TC	PI	TC	PI	TC	PI
50	15	240.0	19.70	0.99	21.30	1.21	23.20	1.39	25.20	1.57	26.00	1.59	27.00	1.65	27.70	1.65
	20	69.2	19.70	1.42	21.30	1.67	23.20	1.92	25.20	2.16	26.00	2.23	27.00	2.27	27.70	2.32
		96.0	19.70	1.39	21.30	1.63	23.20	1.88	25.20	2.12	26.00	2.18	27.00	2.23	27.70	2.27
		173.0	19.70	1.29	21.30	1.52	23.20	1.77	25.20	2.00	26.00	2.04	27.00	2.10	27.70	2.13
		216.3	19.70	1.25	21.30	1.49	23.20	1.74	25.20	1.97	26.00	2.01	27.00	2.06	27.70	2.09
		240.0	19.70	1.23	21.30	1.47	23.20	1.72	25.20	1.95	26.00	1.99	27.00	2.04	27.70	2.07
	25	69.2	19.70	1.73	21.30	2.01	23.20	2.35	25.20	2.66	26.00	2.72	27.00	2.78	27.70	2.82
		96.0	19.70	1.69	21.30	1.97	23.20	2.30	25.20	2.60	26.00	2.66	27.00	2.72	27.70	2.77
		173.0	19.70	1.56	21.30	1.86	23.20	2.16	25.20	2.43	26.00	2.49	27.00	2.55	27.70	2.61
		216.3	19.70	1.52	21.30	1.82	23.20	2.12	25.20	2.39	26.00	2.45	27.00	2.51	27.70	2.54
		240.0	19.70	1.49	21.30	1.79	23.20	2.09	25.20	2.36	26.00	2.42	27.00	2.48	27.70	2.50
	30	69.2	19.70	2.15	21.30	2.49	23.20	2.90	25.20	3.26	26.00	3.34	27.00	3.41	27.70	3.48
		96.0	19.70	2.09	21.30	2.44	23.20	2.84	25.20	3.19	26.00	3.27	27.00	3.34	27.70	3.41
		173.0	19.70	1.92	21.30	2.28	23.20	2.66	25.20	3.00	26.00	3.06	27.00	3.15	27.70	3.20
		216.3	19.70	1.88	21.30	2.24	23.20	2.61	25.20	2.94	26.00	3.02	27.00	3.09	27.70	3.12
		240.0	19.70	1.86	21.30	2.22	23.20	2.58	25.20	2.91	26.00	3.00	27.00	3.06	27.70	3.08
	35	69.2	19.70	2.37	21.30	2.76	23.20	3.22	25.20	3.61	26.00	3.71	27.00	3.80	27.70	3.86
		96.0	19.70	2.31	21.30	2.70	23.20	3.15	25.20	3.54	26.00	3.63	27.00	3.72	27.70	3.78
		173.0	19.70	2.15	21.30	2.54	23.20	2.96	25.20	3.33	26.00	3.41	27.00	3.50	27.70	3.56
		216.3	19.70	2.09	21.30	2.49	23.20	2.90	25.20	3.27	26.00	3.35	27.00	3.44	27.70	3.47
		240.0	19.70	2.06	21.30	2.46	23.20	2.87	25.20	3.24	26.00	3.32	27.00	3.41	27.70	3.42
	40	69.2	19.70	2.82	21.30	3.26	23.20	3.81	25.20	4.28	26.00	4.39	27.00	4.50	27.70	4.57
		96.0	19.70	2.75	21.30	3.19	23.20	3.73	25.20	4.19	26.00	4.30	27.00	4.41	27.70	4.48
		173.0	19.70	2.54	21.30	3.00	23.20	3.50	25.20	3.95	26.00	4.04	27.00	4.14	27.70	4.22
		216.3	19.70	2.46	21.30	2.94	23.20	3.44	25.20	3.87	26.00	3.96	27.00	4.07	27.70	4.10
		240.0	19.70	2.42	21.30	2.91	23.20	3.41	25.20	3.83	26.00	3.92	27.00	4.03	27.70	4.03
	45	69.2	19.70	3.26	21.30	3.77	23.20	4.41	25.20	4.95	26.00	5.08	27.00	5.20	27.70	5.29
		96.0	19.70	3.17	21.30	3.69	23.20	4.31	25.20	4.85	26.00	4.97	27.00	5.09	27.70	5.18
		173.0	19.70	2.93	21.30	3.47	23.20	4.04	25.20	4.56	26.00	4.67	27.00	4.79	27.70	4.88
		216.3	19.70	2.84	21.30	3.39	23.20	3.98	25.20	4.47	26.00	4.58	27.00	4.70	27.70	4.73
		240.0	19.70	2.79	21.30	3.35	23.20	3.95	25.20	4.42	26.00	4.53	27.00	4.65	27.70	4.65

Note

- TC: Total Capacity(kW), PI : Power Input(kW)
- Capacity tables show the average value of conditions which may occur.
- The minimum flow rate of the product is based on 50% of the rated flow rate or the value indicated in the specification table, whichever is greater.
However, when the 'Variable Water Flow Valve Control KIT' is applied, the minimum flow rate is allowed to 40% (gray colored area) of the rated flow rate.
- If the flow rate is less than minimum flow rate and the indoor unit combination ratio exceeds 130%, ask to LG Electronics even if the 'Variable Water Flow Valve Control KIT' is applied.

7. Capacity Tables

CRWM200LAS5

Combi. (%)	Inlet Water Temp. (°C)	Water Flow Rate (LPM)	Indoor Air Temp. (°C, DB/WB)													
			20.0 / 14.0		23.0 / 16.0		26.0 / 18.0		27.0 / 19.0		28.0 / 20.0		30.0 / 22.0		32.0 / 24.0	
			TC	PI	TC	PI	TC	PI	TC	PI	TC	PI	TC	PI	TC	PI
130	10	76.8	52.10	3.59	56.40	4.21	61.40	4.90	66.70	5.49	68.70	5.62	71.40	5.80	73.40	5.88
		96.0	52.10	3.54	56.40	4.15	61.40	4.83	66.70	5.42	68.70	5.55	71.40	5.72	73.40	5.81
		192.0	52.10	3.27	56.40	3.83	61.40	4.48	66.70	5.05	68.70	5.20	71.40	5.31	73.40	5.44
		211.2	52.10	3.17	56.40	3.78	61.40	4.41	66.70	4.94	68.70	5.09	71.40	5.22	73.40	5.29
		240.0	52.10	3.02	56.40	3.70	61.40	4.31	66.70	4.78	68.70	4.92	71.40	5.09	73.40	5.06
	15	76.8	51.20	4.73	55.50	5.51	60.40	6.42	65.60	7.22	67.60	7.39	70.20	7.58	72.20	7.71
		96.0	51.20	4.66	55.50	5.44	60.40	6.33	65.60	7.12	67.60	7.29	70.20	7.48	72.20	7.62
		192.0	51.20	4.28	55.50	5.06	60.40	5.90	65.60	6.64	67.60	6.81	70.20	6.99	72.20	7.14
		211.2	51.20	4.16	55.50	4.96	60.40	5.78	65.60	6.51	67.60	6.68	70.20	6.85	72.20	6.97
		240.0	51.20	3.98	55.50	4.81	60.40	5.60	65.60	6.32	67.60	6.49	70.20	6.64	72.20	6.72
	20	76.8	50.50	5.75	54.70	6.67	59.50	7.78	64.70	8.75	66.60	8.96	69.20	9.17	71.20	9.34
		96.0	50.50	5.65	54.70	6.58	59.50	7.68	64.70	8.64	66.60	8.84	69.20	9.06	71.20	9.23
		192.0	50.50	5.17	54.70	6.15	59.50	7.16	64.70	8.06	66.60	8.25	69.20	8.48	71.20	8.65
		211.2	50.50	5.04	54.70	6.01	59.50	7.01	64.70	7.90	66.60	8.09	69.20	8.30	71.20	8.46
		240.0	50.50	4.85	54.70	5.80	59.50	6.78	64.70	7.66	66.60	7.85	69.20	8.03	71.20	8.18
	25	76.8	50.50	7.09	54.70	8.22	59.50	9.58	64.70	10.81	66.60	11.06	69.20	11.32	71.20	11.51
		96.0	50.50	6.97	54.70	8.11	59.50	9.45	64.70	10.66	66.60	10.91	69.20	11.18	71.20	11.37
		192.0	50.50	6.39	54.70	7.58	59.50	8.82	64.70	9.93	66.60	10.17	69.20	10.46	71.20	10.65
		211.2	50.50	6.20	54.70	7.41	59.50	8.65	64.70	9.74	66.60	9.98	69.20	10.25	71.20	10.42
		240.0	50.50	6.11	54.70	7.32	59.50	8.56	64.70	9.64	66.60	9.89	69.20	10.15	71.20	10.31
	30	76.8	50.50	8.52	54.70	9.88	59.50	11.50	64.70	12.96	66.60	13.27	69.20	13.59	71.20	13.82
		96.0	50.50	8.38	54.70	9.75	59.50	11.35	64.70	12.79	66.60	13.10	69.20	13.42	71.20	13.65
		192.0	50.50	7.65	54.70	9.09	59.50	10.59	64.70	11.91	66.60	12.22	69.20	12.54	71.20	12.79
		211.2	50.50	7.44	54.70	8.90	59.50	10.37	64.70	11.68	66.60	11.99	69.20	12.29	71.20	12.50
		240.0	50.50	7.13	54.70	8.62	59.50	10.04	64.70	11.34	66.60	11.65	69.20	11.92	71.20	12.07
	35	76.8	45.40	8.59	49.20	9.99	53.50	11.64	58.20	13.09	60.00	13.43	62.30	13.75	64.10	13.97
		96.0	45.40	8.45	49.20	9.86	53.50	11.49	58.20	12.92	60.00	13.25	62.30	13.57	64.10	13.80
		192.0	45.40	7.75	49.20	9.18	53.50	10.71	58.20	12.06	60.00	12.35	62.30	12.68	64.10	12.94
		211.2	45.40	7.54	49.20	8.99	53.50	10.48	58.20	11.82	60.00	12.12	62.30	12.43	64.10	12.64
		240.0	45.40	7.23	49.20	8.71	53.50	10.14	58.20	11.46	60.00	11.77	62.30	12.06	64.10	12.19
	40	76.8	40.40	9.08	43.70	10.53	47.60	12.28	51.70	13.81	53.30	14.14	55.40	14.48	56.90	14.75
		96.0	40.40	8.93	43.70	10.39	47.60	12.12	51.70	13.63	53.30	13.96	55.40	14.30	56.90	14.57
		192.0	40.40	8.17	43.70	9.70	47.60	11.30	51.70	12.71	53.30	13.04	55.40	13.38	56.90	13.65
		211.2	40.40	7.94	43.70	9.49	47.60	11.05	51.70	12.47	53.30	12.79	55.40	13.11	56.90	13.34
		240.0	40.40	7.60	43.70	9.18	47.60	10.68	51.70	12.11	53.30	12.42	55.40	12.70	56.90	12.87
	45	76.8	35.30	9.57	38.30	11.07	41.60	12.92	45.30	14.53	46.70	14.85	48.40	15.21	49.80	15.53
		96.0	35.30	9.41	38.30	10.93	41.60	12.75	45.30	14.34	46.70	14.66	48.40	15.02	49.80	15.34
		192.0	35.30	8.59	38.30	10.21	41.60	11.89	45.30	13.36	46.70	13.73	48.40	14.09	49.80	14.36
		211.2	35.30	8.34	38.30	9.98	41.60	11.63	45.30	13.11	46.70	13.46	48.40	13.80	49.80	14.05
		240.0	35.30	7.97	38.30	9.64	41.60	11.24	45.30	12.74	46.70	13.06	48.40	13.37	49.80	13.59
120	10	76.8	49.30	3.42	53.30	3.99	58.10	4.62	63.10	5.20	65.00	5.37	67.60	5.49	69.50	5.56
		96.0	49.30	3.36	53.30	3.94	58.10	4.56	63.10	5.13	65.00	5.29	67.60	5.41	69.50	5.49
		192.0	49.30	3.08	53.30	3.67	58.10	4.28	63.10	4.79	65.00	4.90	67.60	5.03	69.50	5.14
		211.2	49.30	2.98	53.30	3.55	58.10	4.18	63.10	4.68	65.00	4.83	67.60	4.94	69.50	5.03
		240.0	49.30	2.83	53.30	3.37	58.10	4.03	63.10	4.51	65.00	4.72	67.60	4.81	69.50	4.87
	15	76.8	48.70	4.54	52.70	5.28	57.50	6.13	62.40	6.91	64.30	7.08	66.80	7.26	68.70	7.36
		96.0	48.70	4.47	52.70	5.21	57.50	6.05	62.40	6.82	64.30	6.99	66.80	7.16	68.70	7.27
		192.0	48.70	4.09	52.70	4.85	57.50	5.65	62.40	6.36	64.30	6.51	66.80	6.68	68.70	6.81
		211.2	48.70	3.97	52.70	4.73	57.50	5.54	62.40	6.22	64.30	6.39	66.80	6.55	68.70	6.66
		240.0	48.70	3.79	52.70	4.55	57.50	5.37	62.40	6.01	64.30	6.21	66.80	6.36	68.70	6.44
	20	76.8	48.20	5.53	52.20	6.42	56.90	7.47	61.80	8.42	63.60	8.61	66.10	8.82	68.00	8.97
		96.0	48.20	5.44	52.20	6.33	56.90	7.37	61.80	8.31	63.60	8.50	66.10	8.71	68.00	8.86
		192.0	48.20	4.98	52.20	5.90	56.90	6.87	61.80	7.75	63.60	7.94	66.10	8.15	68.00	8.30
		211.2	48.20	4.85	52.20	5.78	56.90	6.74	61.80	7.60	63.60	7.79	66.10	7.98	68.00	8.11

7. Capacity Tables

Combi. (%)	Inlet Water Temp. (°C)	Water Flow Rate (LPM)	Indoor Air Temp. (°C, DB/WB)													
			20.0 / 14.0		23.0 / 16.0		26.0 / 18.0		27.0 / 19.0		28.0 / 20.0		30.0 / 22.0		32.0 / 24.0	
			TC	PI	TC	PI	TC	PI	TC	PI	TC	PI	TC	PI	TC	PI
120	20	240.0	48.20	4.65	52.20	5.60	56.90	6.55	61.80	7.37	63.60	7.57	66.10	7.73	68.00	7.82
	25	76.8	48.20	6.80	52.20	7.90	56.90	9.20	61.80	10.34	63.60	10.59	66.10	10.86	68.00	11.05
		96.0	48.20	6.69	52.20	7.79	56.90	9.08	61.80	10.21	63.60	10.45	66.10	10.72	68.00	10.91
		192.0	48.20	6.13	52.20	7.25	56.90	8.46	61.80	9.53	63.60	9.75	66.10	10.00	68.00	10.21
		211.2	48.20	5.96	52.20	7.10	56.90	8.28	61.80	9.33	63.60	9.56	66.10	9.81	68.00	9.96
		240.0	48.20	5.87	52.20	7.02	56.90	8.20	61.80	9.24	63.60	9.47	66.10	9.72	68.00	9.84
	30	76.8	48.20	8.20	52.20	9.55	56.90	11.12	61.80	12.52	63.60	12.80	66.10	13.13	68.00	13.36
		96.0	48.20	8.07	52.20	9.42	56.90	10.97	61.80	12.35	63.60	12.63	66.10	12.96	68.00	13.19
		192.0	48.20	7.41	52.20	8.78	56.90	10.21	61.80	11.51	63.60	11.80	66.10	12.10	68.00	12.33
		211.2	48.20	7.20	52.20	8.59	56.90	10.00	61.80	11.28	63.60	11.57	66.10	11.87	68.00	12.05
		240.0	48.20	6.89	52.20	8.31	56.90	9.68	61.80	10.93	63.60	11.23	66.10	11.52	68.00	11.63
	35	76.8	44.10	8.42	47.80	9.78	52.00	11.39	56.50	12.83	58.20	13.14	60.50	13.44	62.20	13.69
		96.0	44.10	8.28	47.80	9.65	52.00	11.24	56.50	12.66	58.20	12.96	60.50	13.27	62.20	13.51
		192.0	44.10	7.58	47.80	8.99	52.00	10.48	56.50	11.80	58.20	12.08	60.50	12.41	62.20	12.64
		211.2	44.10	7.37	47.80	8.80	52.00	10.27	56.50	11.57	58.20	11.85	60.50	12.16	62.20	12.35
		240.0	44.10	7.06	47.80	8.52	52.00	9.95	56.50	11.23	58.20	11.51	60.50	11.79	62.20	11.91
	40	76.8	40.00	9.05	43.30	10.52	47.20	12.26	51.30	13.79	52.80	14.12	54.90	14.47	56.40	14.73
		96.0	40.00	8.90	43.30	10.38	47.20	12.10	51.30	13.61	52.80	13.93	54.90	14.28	56.40	14.54
		192.0	40.00	8.17	43.30	9.68	47.20	11.28	51.30	12.69	52.80	13.00	54.90	13.34	56.40	13.61
		211.2	40.00	7.94	43.30	9.47	47.20	11.05	51.30	12.45	52.80	12.77	54.90	13.10	56.40	13.29
240.0		40.00	7.60	43.30	9.16	47.20	10.71	51.30	12.09	52.80	12.43	54.90	12.74	56.40	12.81	
45	76.8	35.90	9.69	38.90	11.25	42.30	13.14	46.10	14.76	47.50	15.11	49.30	15.50	50.60	15.78	
	96.0	35.90	9.54	38.90	11.10	42.30	12.96	46.10	14.57	47.50	14.91	49.30	15.30	50.60	15.58	
	192.0	35.90	8.76	38.90	10.37	42.30	12.08	46.10	13.59	47.50	13.92	49.30	14.28	50.60	14.58	
	211.2	35.90	8.51	38.90	10.14	42.30	11.84	46.10	13.32	47.50	13.69	49.30	14.03	50.60	14.22	
	240.0	35.90	8.14	38.90	9.80	42.30	11.48	46.10	12.92	47.50	13.35	49.30	13.66	50.60	13.68	
110	10	76.8	46.50	3.23	50.40	3.74	54.80	4.38	59.50	4.92	61.30	5.02	63.80	5.18	65.40	5.25
		96.0	46.50	3.18	50.40	3.69	54.80	4.32	59.50	4.85	61.30	4.96	63.80	5.11	65.40	5.18
		192.0	46.50	2.91	50.40	3.44	54.80	4.01	59.50	4.52	61.30	4.66	63.80	4.77	65.40	4.84
		211.2	46.50	2.83	50.40	3.36	54.80	3.92	59.50	4.45	61.30	4.52	63.80	4.67	65.40	4.73
		240.0	46.50	2.71	50.40	3.24	54.80	3.79	59.50	4.35	61.30	4.31	63.80	4.52	65.40	4.57
	15	76.8	46.20	4.32	50.00	5.03	54.50	5.86	59.20	6.60	61.00	6.75	63.40	6.93	65.10	7.04
		96.0	46.20	4.25	50.00	4.96	54.50	5.78	59.20	6.51	61.00	6.66	63.40	6.84	65.10	6.95
		192.0	46.20	3.89	50.00	4.62	54.50	5.38	59.20	6.07	61.00	6.22	63.40	6.38	65.10	6.49
		211.2	46.20	3.80	50.00	4.52	54.50	5.27	59.20	5.96	61.00	6.09	63.40	6.26	65.10	6.34
		240.0	46.20	3.66	50.00	4.37	54.50	5.10	59.20	5.79	61.00	5.90	63.40	6.08	65.10	6.11
	20	76.8	46.00	5.30	49.80	6.17	54.20	7.18	58.90	8.09	60.70	8.29	63.00	8.48	64.80	8.63
		96.0	46.00	5.21	49.80	6.09	54.20	7.08	58.90	7.98	60.70	8.18	63.00	8.37	64.80	8.52
		192.0	46.00	4.77	49.80	5.67	54.20	6.60	58.90	7.44	60.70	7.62	63.00	7.81	64.80	7.96
		211.2	46.00	4.66	49.80	5.55	54.20	6.47	58.90	7.29	60.70	7.48	63.00	7.67	64.80	7.77
		240.0	46.00	4.50	49.80	5.37	54.20	6.28	58.90	7.07	60.70	7.27	63.00	7.46	64.80	7.48
	25	76.8	46.00	6.48	49.80	7.55	54.20	8.79	58.90	9.89	60.70	10.12	63.00	10.38	64.80	10.57
		96.0	46.00	6.38	49.80	7.45	54.20	8.67	58.90	9.76	60.70	9.99	63.00	10.24	64.80	10.43
		192.0	46.00	5.86	49.80	6.95	54.20	8.09	58.90	9.11	60.70	9.33	63.00	9.56	64.80	9.75
		211.2	46.00	5.69	49.80	6.80	54.20	7.92	58.90	8.93	60.70	9.14	63.00	9.39	64.80	9.51
		240.0	46.00	5.60	49.80	6.72	54.20	7.84	58.90	8.85	60.70	9.05	63.00	9.31	64.80	9.38
30	76.8	46.00	7.90	49.80	9.20	54.20	10.71	58.90	12.07	60.70	12.36	63.00	12.64	64.80	12.88	
	96.0	46.00	7.77	49.80	9.08	54.20	10.57	58.90	11.91	60.70	12.20	63.00	12.48	64.80	12.71	
	192.0	46.00	7.14	49.80	8.46	54.20	9.85	58.90	11.09	60.70	11.38	63.00	11.66	64.80	11.87	
	211.2	46.00	6.95	49.80	8.28	54.20	9.66	58.90	10.88	60.70	11.15	63.00	11.43	64.80	11.59	
	240.0	46.00	6.67	49.80	8.01	54.20	9.38	58.90	10.57	60.70	10.81	63.00	11.09	64.80	11.17	
35	76.8	42.80	8.24	46.40	9.57	50.50	11.14	54.90	12.55	56.50	12.84	58.70	13.15	60.40	13.40	
	96.0	42.80	8.11	46.40	9.44	50.50	10.99	54.90	12.38	56.50	12.67	58.70	12.98	60.40	13.23	
	192.0	42.80	7.43	46.40	8.80	50.50	10.25	54.90	11.55	56.50	11.82	58.70	12.12	60.40	12.35	
	211.2	42.80	7.22	46.40	8.61	50.50	10.04	54.90	11.32	56.50	11.61	58.70	11.89	60.40	12.05	

7. Capacity Tables

Combi. (%)	Inlet Water Temp. (°C)	Water Flow Rate (LPM)	Indoor Air Temp. (°C, DB/WB)														
			20.0 / 14.0		23.0 / 16.0		26.0 / 18.0		27.0 / 19.0		28.0 / 20.0		30.0 / 22.0		32.0 / 24.0		
			TC	PI	TC	PI	TC	PI	TC	PI	TC	PI	TC	PI	TC	PI	
110	35	240.0	42.80	6.90	46.40	8.32	50.50	9.72	54.90	10.98	56.50	11.29	58.70	11.55	60.40	11.60	
		76.8	39.60	9.04	43.00	10.52	46.80	12.24	50.90	13.78	52.40	14.10	54.40	14.45	55.90	14.72	
		96.0	39.60	8.89	43.00	10.38	46.80	12.08	50.90	13.60	52.40	13.91	54.40	14.26	55.90	14.53	
	40	192.0	39.60	8.15	43.00	9.66	46.80	11.26	50.90	12.68	52.40	12.98	54.40	13.32	55.90	13.57	
		211.2	39.60	7.92	43.00	9.45	46.80	11.03	50.90	12.43	52.40	12.75	54.40	13.08	55.90	13.23	
		240.0	39.60	7.57	43.00	9.13	46.80	10.68	50.90	12.06	52.40	12.41	54.40	12.72	55.90	12.72	
		76.8	36.50	9.83	39.60	11.47	43.00	13.35	46.80	15.00	48.20	15.36	50.10	15.75	51.50	16.04	
		96.0	36.50	9.67	39.60	11.31	43.00	13.17	46.80	14.80	48.20	15.16	50.10	15.55	51.50	15.83	
	45	192.0	36.50	8.88	39.60	10.52	43.00	12.27	46.80	13.80	48.20	14.15	50.10	14.53	51.50	14.79	
		211.2	36.50	8.63	39.60	10.29	43.00	12.03	46.80	13.53	48.20	13.90	50.10	14.26	51.50	14.41	
		240.0	36.50	8.26	39.60	9.94	43.00	11.67	46.80	13.12	48.20	13.53	50.10	13.86	51.50	13.84	
		76.8	43.70	3.05	47.30	3.55	51.50	4.08	56.00	4.65	57.70	4.71	59.90	4.87	61.60	4.97	
		96.0	43.70	3.00	47.30	3.50	51.50	4.03	56.00	4.59	57.70	4.65	59.90	4.81	61.60	4.90	
	100	10	192.0	43.70	2.76	47.30	3.25	51.50	3.78	56.00	4.28	57.70	4.37	59.90	4.48	61.60	4.57
			211.2	43.70	2.66	47.30	3.18	51.50	3.69	56.00	4.19	57.70	4.28	59.90	4.39	61.60	4.42
240.0			43.70	2.51	47.30	3.08	51.50	3.56	56.00	4.06	57.70	4.15	59.90	4.25	61.60	4.19	
76.8			43.70	4.13	47.30	4.79	51.50	5.57	56.00	6.29	57.70	6.42	59.90	6.60	61.60	6.71	
96.0			43.70	4.06	47.30	4.73	51.50	5.50	56.00	6.21	57.70	6.34	59.90	6.51	61.60	6.62	
15		192.0	43.70	3.72	47.30	4.41	51.50	5.14	56.00	5.78	57.70	5.92	59.90	6.07	61.60	6.18	
		211.2	43.70	3.61	47.30	4.31	51.50	5.02	56.00	5.67	57.70	5.80	59.90	5.96	61.60	6.01	
		240.0	43.70	3.44	47.30	4.16	51.50	4.84	56.00	5.50	57.70	5.62	59.90	5.79	61.60	5.76	
		76.8	43.70	5.08	47.30	5.89	51.50	6.89	56.00	7.74	57.70	7.94	59.90	8.13	61.60	8.26	
		96.0	43.70	5.00	47.30	5.82	51.50	6.80	56.00	7.64	57.70	7.83	59.90	8.02	61.60	8.15	
20		192.0	43.70	4.58	47.30	5.44	51.50	6.34	56.00	7.12	57.70	7.29	59.90	7.48	61.60	7.62	
		211.2	43.70	4.45	47.30	5.33	51.50	6.20	56.00	6.99	57.70	7.16	59.90	7.35	61.60	7.43	
		240.0	43.70	4.26	47.30	5.16	51.50	5.99	56.00	6.80	57.70	6.97	59.90	7.15	61.60	7.14	
		76.8	43.70	6.19	47.30	7.20	51.50	8.38	56.00	9.45	57.70	9.68	59.90	9.91	61.60	10.09	
		96.0	43.70	6.09	47.30	7.10	51.50	8.27	56.00	9.32	57.70	9.55	59.90	9.78	61.60	9.96	
25		192.0	43.70	5.59	47.30	6.62	51.50	7.71	56.00	8.69	57.70	8.90	59.90	9.12	61.60	9.30	
		211.2	43.70	5.44	47.30	6.49	51.50	7.56	56.00	8.51	57.70	8.72	59.90	8.95	61.60	9.05	
		240.0	43.70	5.36	47.30	6.42	51.50	7.48	56.00	8.43	57.70	8.64	59.90	8.87	61.60	8.92	
		76.8	43.70	7.61	47.30	8.87	51.50	10.32	56.00	11.62	57.70	11.89	59.90	12.18	61.60	12.41	
		96.0	43.70	7.49	47.30	8.75	51.50	10.18	56.00	11.47	57.70	11.73	59.90	12.02	61.60	12.25	
30		192.0	43.70	6.87	47.30	8.15	51.50	9.49	56.00	10.69	57.70	10.94	59.90	11.22	61.60	11.43	
		211.2	43.70	6.68	47.30	7.98	51.50	9.30	56.00	10.48	57.70	10.75	59.90	11.01	61.60	11.13	
		240.0	43.70	6.39	47.30	7.73	51.50	9.02	56.00	10.17	57.70	10.47	59.90	10.69	61.60	10.68	
		76.8	41.50	8.04	45.00	9.35	48.90	10.88	53.20	12.26	54.80	12.55	56.90	12.86	58.50	13.09	
		96.0	41.50	7.91	45.00	9.23	48.90	10.74	53.20	12.10	54.80	12.38	56.90	12.69	58.50	12.92	
35		192.0	41.50	7.25	45.00	8.61	48.90	10.02	53.20	11.28	54.80	11.55	56.90	11.85	58.50	12.06	
		211.2	41.50	7.06	45.00	8.42	48.90	9.81	53.20	11.07	54.80	11.34	56.90	11.63	58.50	11.74	
		240.0	41.50	6.77	45.00	8.14	48.90	9.50	53.20	10.76	54.80	11.02	56.90	11.30	58.50	11.26	
		76.8	39.30	9.04	42.60	10.50	46.40	12.22	50.40	13.76	51.90	14.09	54.00	14.43	55.40	14.68	
		96.0	39.30	8.89	42.60	10.36	46.40	12.06	50.40	13.58	51.90	13.90	54.00	14.24	55.40	14.49	
40		192.0	39.30	8.13	42.60	9.66	46.40	11.24	50.40	12.66	51.90	12.96	54.00	13.29	55.40	13.53	
		211.2	39.30	7.92	42.60	9.45	46.40	11.01	50.40	12.41	51.90	12.71	54.00	13.04	55.40	13.17	
		240.0	39.30	7.60	42.60	9.13	46.40	10.67	50.40	12.04	51.90	12.34	54.00	12.67	55.40	12.63	
		76.8	37.10	10.04	40.20	11.64	43.80	13.57	47.60	15.25	49.10	15.62	51.00	16.01	52.30	16.27	
		96.0	37.10	9.87	40.20	11.49	43.80	13.39	47.60	15.05	49.10	15.41	51.00	15.80	52.30	16.06	
45		192.0	37.10	9.01	40.20	10.71	43.80	12.47	47.60	14.03	49.10	14.37	51.00	14.72	52.30	15.00	
		211.2	37.10	8.78	40.20	10.48	43.80	12.22	47.60	13.74	49.10	14.09	51.00	14.45	52.30	14.60	
		240.0	37.10	8.43	40.20	10.14	43.80	11.85	47.60	13.31	49.10	13.67	51.00	14.04	52.30	14.00	
		76.8	39.30	2.60	42.60	3.01	46.40	3.52	50.40	3.99	51.90	4.06	54.00	4.15	55.40	4.28	
		96.0	39.30	2.56	42.60	2.98	46.40	3.48	50.40	3.94	51.90	4.01	54.00	4.11	55.40	4.22	
90		10	192.0	39.30	2.37	42.60	2.81	46.40	3.25	50.40	3.69	51.90	3.77	54.00	3.88	55.40	3.93
			211.2	39.30	2.30	42.60	2.72	46.40	3.20	50.40	3.58	51.90	3.69	54.00	3.80	55.40	3.80

7. Capacity Tables

Combi. (%)	Inlet Water Temp. (°C)	Water Flow Rate (LPM)	Indoor Air Temp. (°C, DB/WB)														
			20.0 / 14.0		23.0 / 16.0		26.0 / 18.0		27.0 / 19.0		28.0 / 20.0		30.0 / 22.0		32.0 / 24.0		
			TC	PI	TC	PI	TC	PI	TC	PI	TC	PI	TC	PI	TC	PI	
90	10	240.0	39.30	2.19	42.60	2.59	46.40	3.13	50.40	3.42	51.90	3.57	54.00	3.68	55.40	3.60	
	15	76.8	39.30	3.54	42.60	4.11	46.40	4.79	50.40	5.41	51.90	5.53	54.00	5.66	55.40	5.78	
		96.0	39.30	3.49	42.60	4.06	46.40	4.73	50.40	5.34	51.90	5.46	54.00	5.59	55.40	5.71	
		192.0	39.30	3.21	42.60	3.80	46.40	4.41	50.40	4.98	51.90	5.10	54.00	5.23	55.40	5.33	
		211.2	39.30	3.11	42.60	3.70	46.40	4.33	50.40	4.87	51.90	5.00	54.00	5.14	55.40	5.17	
		240.0	39.30	2.96	42.60	3.55	46.40	4.21	50.40	4.70	51.90	4.85	54.00	5.00	55.40	4.93	
	20	76.8	39.30	4.38	42.60	5.08	46.40	5.92	50.40	6.68	51.90	6.83	54.00	7.01	55.40	7.12	
		96.0	39.30	4.31	42.60	5.01	46.40	5.84	50.40	6.59	51.90	6.74	54.00	6.91	55.40	7.03	
		192.0	39.30	3.95	42.60	4.68	46.40	5.44	50.40	6.13	51.90	6.28	54.00	6.43	55.40	6.57	
		211.2	39.30	3.84	42.60	4.58	46.40	5.35	50.40	6.01	51.90	6.17	54.00	6.32	55.40	6.39	
		240.0	39.30	3.67	42.60	4.43	46.40	5.21	50.40	5.83	51.90	6.00	54.00	6.16	55.40	6.12	
	25	76.8	39.30	5.34	42.60	6.21	46.40	7.22	50.40	8.13	51.90	8.32	54.00	8.53	55.40	8.69	
		96.0	39.30	5.25	42.60	6.13	46.40	7.12	50.40	8.02	51.90	8.21	54.00	8.42	55.40	8.57	
		192.0	39.30	4.81	42.60	5.71	46.40	6.64	50.40	7.48	51.90	7.65	54.00	7.86	55.40	8.00	
		211.2	39.30	4.68	42.60	5.57	46.40	6.51	50.40	7.33	51.90	7.52	54.00	7.71	55.40	7.79	
		240.0	39.30	4.61	42.60	5.51	46.40	6.44	50.40	7.25	51.90	7.45	54.00	7.64	55.40	7.68	
	30	76.8	39.30	6.56	42.60	7.63	46.40	8.89	50.40	10.01	51.90	10.24	54.00	10.50	55.40	10.69	
		96.0	39.30	6.45	42.60	7.53	46.40	8.77	50.40	9.88	51.90	10.11	54.00	10.36	55.40	10.55	
		192.0	39.30	5.92	42.60	7.01	46.40	8.17	50.40	9.20	51.90	9.43	54.00	9.66	55.40	9.83	
		211.2	39.30	5.75	42.60	6.87	46.40	8.00	50.40	9.03	51.90	9.24	54.00	9.49	55.40	9.58	
		240.0	39.30	5.50	42.60	6.66	46.40	7.75	50.40	8.77	51.90	8.96	54.00	9.24	55.40	9.21	
	35	76.8	38.20	7.09	41.40	8.23	45.10	9.58	49.00	10.79	50.50	11.04	52.40	11.31	53.90	11.52	
		96.0	38.20	6.97	41.40	8.12	45.10	9.45	49.00	10.65	50.50	10.89	52.40	11.16	53.90	11.37	
		192.0	38.20	6.38	41.40	7.56	45.10	8.82	49.00	9.93	50.50	10.16	52.40	10.42	53.90	10.61	
		211.2	38.20	6.20	41.40	7.41	45.10	8.63	49.00	9.74	50.50	9.98	52.40	10.23	53.90	10.33	
		240.0	38.20	5.93	41.40	7.19	45.10	8.35	49.00	9.46	50.50	9.71	52.40	9.95	53.90	9.91	
	40	76.8	37.10	8.14	40.20	9.45	43.80	11.00	47.60	12.40	49.10	12.69	50.90	13.00	52.40	13.23	
		96.0	37.10	8.01	40.20	9.32	43.80	10.86	47.60	12.23	49.10	12.52	50.90	12.83	52.40	13.06	
		192.0	37.10	7.33	40.20	8.69	43.80	10.14	47.60	11.40	49.10	11.68	50.90	11.97	52.40	12.20	
		211.2	37.10	7.12	40.20	8.51	43.80	9.93	47.60	11.19	49.10	11.45	50.90	11.76	52.40	11.87	
		240.0	37.10	6.81	40.20	8.24	43.80	9.61	47.60	10.87	49.10	11.10	50.90	11.44	52.40	11.37	
	45	76.8	36.00	9.19	39.10	10.67	42.50	12.41	46.20	14.01	47.60	14.33	49.40	14.69	50.90	14.93	
		96.0	36.00	9.04	39.10	10.53	42.50	12.25	46.20	13.82	47.60	14.14	49.40	14.50	50.90	14.74	
		192.0	36.00	8.28	39.10	9.81	42.50	11.45	46.20	12.87	47.60	13.21	49.40	13.52	50.90	13.78	
		211.2	36.00	8.04	39.10	9.62	42.50	11.22	46.20	12.64	47.60	12.92	49.40	13.29	50.90	13.42	
		240.0	36.00	7.68	39.10	9.33	42.50	10.88	46.20	12.30	47.60	12.48	49.40	12.94	50.90	12.88	
	80	10	76.8	34.90	2.22	37.80	2.53	41.20	2.94	44.80	3.37	46.10	3.41	47.90	3.51	49.30	3.54
			96.0	34.90	2.18	37.80	2.50	41.20	2.91	44.80	3.32	46.10	3.37	47.90	3.46	49.30	3.50
			192.0	34.90	1.96	37.80	2.37	41.20	2.74	44.80	3.07	46.10	3.16	47.90	3.21	49.30	3.27
			211.2	34.90	1.95	37.80	2.30	41.20	2.68	44.80	3.01	46.10	3.06	47.90	3.16	49.30	3.20
			240.0	34.90	1.93	37.80	2.19	41.20	2.59	44.80	2.92	46.10	2.91	47.90	3.09	49.30	3.10
		15	76.8	34.90	2.98	37.80	3.45	41.20	4.01	44.80	4.54	46.10	4.63	47.90	4.75	49.30	4.83
			96.0	34.90	2.93	37.80	3.41	41.20	3.96	44.80	4.48	46.10	4.57	47.90	4.69	49.30	4.77
			192.0	34.90	2.67	37.80	3.19	41.20	3.70	44.80	4.16	46.10	4.28	47.90	4.37	49.30	4.45
			211.2	34.90	2.62	37.80	3.11	41.20	3.63	44.80	4.09	46.10	4.18	47.90	4.30	49.30	4.33
240.0			34.90	2.55	37.80	2.99	41.20	3.52	44.80	3.98	46.10	4.03	47.90	4.19	49.30	4.15	
20		76.8	34.90	3.66	37.80	4.27	41.20	4.97	44.80	5.59	46.10	5.72	47.90	5.86	49.30	5.98	
		96.0	34.90	3.60	37.80	4.21	41.20	4.90	44.80	5.52	46.10	5.65	47.90	5.78	49.30	5.90	
		192.0	34.90	3.30	37.80	3.91	41.20	4.56	44.80	5.14	46.10	5.27	47.90	5.40	49.30	5.50	
		211.2	34.90	3.21	37.80	3.84	41.20	4.47	44.80	5.04	46.10	5.17	47.90	5.31	49.30	5.35	
		240.0	34.90	3.08	37.80	3.73	41.20	4.34	44.80	4.89	46.10	5.02	47.90	5.17	49.30	5.12	
25		76.8	34.90	4.48	37.80	5.20	41.20	6.05	44.80	6.81	46.10	6.99	47.90	7.16	49.30	7.27	
		96.0	34.90	4.41	37.80	5.13	41.20	5.97	44.80	6.72	46.10	6.89	47.90	7.07	49.30	7.18	
		192.0	34.90	4.03	37.80	4.77	41.20	5.57	44.80	6.28	46.10	6.41	47.90	6.59	49.30	6.70	
		211.2	34.90	3.91	37.80	4.68	41.20	5.46	44.80	6.15	46.10	6.30	47.90	6.47	49.30	6.53	

7. Capacity Tables

Combi. (%)	Inlet Water Temp. (°C)	Water Flow Rate (LPM)	Indoor Air Temp. (°C, DB/WB)													
			20.0 / 14.0		23.0 / 16.0		26.0 / 18.0		27.0 / 19.0		28.0 / 20.0		30.0 / 22.0		32.0 / 24.0	
			TC	PI	TC	PI	TC	PI	TC	PI	TC	PI	TC	PI	TC	PI
80	25	240.0	34.90	3.86	37.80	4.63	41.20	5.40	44.80	6.08	46.10	6.24	47.90	6.41	49.30	6.44
	30	76.8	34.90	5.49	37.80	6.38	41.20	7.45	44.80	8.38	46.10	8.57	47.90	8.79	49.30	8.96
		96.0	34.90	5.40	37.80	6.30	41.20	7.35	44.80	8.27	46.10	8.46	47.90	8.67	49.30	8.84
		192.0	34.90	4.96	37.80	5.88	41.20	6.85	44.80	7.71	46.10	7.90	47.90	8.09	49.30	8.25
		211.2	34.90	4.83	37.80	5.75	41.20	6.70	44.80	7.56	46.10	7.75	47.90	7.94	49.30	8.04
		240.0	34.90	4.64	37.80	5.56	41.20	6.48	44.80	7.33	46.10	7.53	47.90	7.72	49.30	7.72
	35	76.8	34.90	6.11	37.80	7.10	41.20	8.26	44.80	9.31	46.10	9.55	47.90	9.78	49.30	9.95
		96.0	34.90	6.01	37.80	7.01	41.20	8.15	44.80	9.19	46.10	9.42	47.90	9.65	49.30	9.82
		192.0	34.90	5.52	37.80	6.53	41.20	7.62	44.80	8.57	46.10	8.78	47.90	8.99	49.30	9.16
		211.2	34.90	5.36	37.80	6.39	41.20	7.46	44.80	8.40	46.10	8.61	47.90	8.84	49.30	8.91
		240.0	34.90	5.12	37.80	6.18	41.20	7.22	44.80	8.15	46.10	8.35	47.90	8.61	49.30	8.54
	40	76.8	34.90	7.25	37.80	8.42	41.20	9.80	44.80	11.04	46.10	11.29	47.90	11.58	49.30	11.78
		96.0	34.90	7.13	37.80	8.31	41.20	9.67	44.80	10.89	46.10	11.14	47.90	11.43	49.30	11.62
		192.0	34.90	6.53	37.80	7.73	41.20	9.01	44.80	10.16	46.10	10.38	47.90	10.65	49.30	10.84
		211.2	34.90	6.34	37.80	7.58	41.20	8.82	44.80	9.95	46.10	10.19	47.90	10.46	49.30	10.56
		240.0	34.90	6.05	37.80	7.36	41.20	8.54	44.80	9.63	46.10	9.90	47.90	10.18	49.30	10.14
	45	76.8	34.90	8.38	37.80	9.75	41.20	11.34	44.80	12.77	46.10	13.04	47.90	13.39	49.30	13.60
		96.0	34.90	8.24	37.80	9.61	41.20	11.18	44.80	12.60	46.10	12.86	47.90	13.21	49.30	13.42
		192.0	34.90	7.54	37.80	8.93	41.20	10.40	44.80	11.74	46.10	11.99	47.90	12.31	49.30	12.52
		211.2	34.90	7.31	37.80	8.76	41.20	10.17	44.80	11.49	46.10	11.78	47.90	12.08	49.30	12.20
240.0		34.90	6.96	37.80	8.50	41.20	9.82	44.80	11.12	46.10	11.46	47.90	11.74	49.30	11.72	
70	10	76.8	30.60	1.81	33.10	2.11	36.10	2.44	39.20	2.75	40.40	2.86	41.90	2.93	43.10	2.94
		96.0	30.60	1.78	33.10	2.08	36.10	2.41	39.20	2.72	40.40	2.82	41.90	2.89	43.10	2.91
		192.0	30.60	1.65	33.10	1.93	36.10	2.26	39.20	2.57	40.40	2.63	41.90	2.70	43.10	2.74
		211.2	30.60	1.62	33.10	1.89	36.10	2.22	39.20	2.50	40.40	2.55	41.90	2.62	43.10	2.66
		240.0	30.60	1.58	33.10	1.83	36.10	2.16	39.20	2.40	40.40	2.43	41.90	2.50	43.10	2.54
	15	76.8	30.60	2.47	33.10	2.87	36.10	3.34	39.20	3.76	40.40	3.86	41.90	3.96	43.10	4.01
		96.0	30.60	2.43	33.10	2.83	36.10	3.30	39.20	3.71	40.40	3.81	41.90	3.91	43.10	3.96
		192.0	30.60	2.23	33.10	2.63	36.10	3.07	39.20	3.47	40.40	3.55	41.90	3.65	43.10	3.70
		211.2	30.60	2.18	33.10	2.58	36.10	3.02	39.20	3.40	40.40	3.47	41.90	3.57	43.10	3.61
		240.0	30.60	2.11	33.10	2.51	36.10	2.95	39.20	3.29	40.40	3.35	41.90	3.45	43.10	3.47
	20	76.8	30.60	3.06	33.10	3.55	36.10	4.13	39.20	4.66	40.40	4.75	41.90	4.87	43.10	4.97
		96.0	30.60	3.01	33.10	3.50	36.10	4.08	39.20	4.60	40.40	4.69	41.90	4.81	43.10	4.90
		192.0	30.60	2.75	33.10	3.26	36.10	3.80	39.20	4.28	40.40	4.37	41.90	4.49	43.10	4.56
		211.2	30.60	2.67	33.10	3.19	36.10	3.72	39.20	4.20	40.40	4.30	41.90	4.41	43.10	4.45
		240.0	30.60	2.55	33.10	3.09	36.10	3.60	39.20	4.08	40.40	4.19	41.90	4.29	43.10	4.29
	25	76.8	30.60	3.72	33.10	4.33	36.10	5.02	39.20	5.67	40.40	5.80	41.90	5.93	43.10	6.05
		96.0	30.60	3.66	33.10	4.27	36.10	4.96	39.20	5.59	40.40	5.73	41.90	5.86	43.10	5.97
		192.0	30.60	3.36	33.10	3.97	36.10	4.64	39.20	5.21	40.40	5.35	41.90	5.48	43.10	5.57
		211.2	30.60	3.26	33.10	3.89	36.10	4.54	39.20	5.12	40.40	5.23	41.90	5.36	43.10	5.42
		240.0	30.60	3.22	33.10	3.86	36.10	4.50	39.20	5.07	40.40	5.17	41.90	5.31	43.10	5.34
30	76.8	30.60	4.58	33.10	5.32	36.10	6.19	39.20	6.96	40.40	7.14	41.90	7.31	43.10	7.45	
	96.0	30.60	4.50	33.10	5.25	36.10	6.11	39.20	6.87	40.40	7.05	41.90	7.22	43.10	7.35	
	192.0	30.60	4.12	33.10	4.89	36.10	5.69	39.20	6.41	40.40	6.57	41.90	6.74	43.10	6.85	
	211.2	30.60	4.01	33.10	4.79	36.10	5.57	39.20	6.28	40.40	6.45	41.90	6.60	43.10	6.68	
	240.0	30.60	3.84	33.10	4.64	36.10	5.39	39.20	6.09	40.40	6.27	41.90	6.39	43.10	6.43	
35	76.8	30.60	5.08	33.10	5.89	36.10	6.89	39.20	7.74	40.40	7.94	41.90	8.13	43.10	8.26	
	96.0	30.60	5.00	33.10	5.82	36.10	6.80	39.20	7.64	40.40	7.83	41.90	8.02	43.10	8.15	
	192.0	30.60	4.58	33.10	5.44	36.10	6.32	39.20	7.12	40.40	7.29	41.90	7.48	43.10	7.62	
	211.2	30.60	4.45	33.10	5.31	36.10	6.20	39.20	6.99	40.40	7.16	41.90	7.35	43.10	7.43	
	240.0	30.60	4.26	33.10	5.11	36.10	6.02	39.20	6.80	40.40	6.97	41.90	7.15	43.10	7.14	
40	76.8	30.60	6.02	33.10	6.98	36.10	8.15	39.20	9.18	40.40	9.39	41.90	9.62	43.10	9.79	
	96.0	30.60	5.92	33.10	6.89	36.10	8.04	39.20	9.06	40.40	9.27	41.90	9.49	43.10	9.66	
	192.0	30.60	5.42	33.10	6.43	36.10	7.50	39.20	8.44	40.40	8.65	41.90	8.86	43.10	9.03	
	211.2	30.60	5.27	33.10	6.30	36.10	7.33	39.20	8.27	40.40	8.48	41.90	8.70	43.10	8.78	

7. Capacity Tables

Combi. (%)	Inlet Water Temp. (°C)	Water Flow Rate (LPM)	Indoor Air Temp. (°C, DB/WB)														
			20.0 / 14.0		23.0 / 16.0		26.0 / 18.0		27.0 / 19.0		28.0 / 20.0		30.0 / 22.0		32.0 / 24.0		
			TC	PI	TC	PI	TC	PI	TC	PI	TC	PI	TC	PI	TC	PI	
70	40	240.0	30.60	5.04	33.10	6.11	36.10	7.08	39.20	8.01	40.40	8.23	41.90	8.46	43.10	8.40	
	45	76.8	30.60	6.95	33.10	8.07	36.10	9.40	39.20	10.62	40.40	10.84	41.90	11.12	43.10	11.33	
		96.0	30.60	6.84	33.10	7.96	36.10	9.28	39.20	10.48	40.40	10.70	41.90	10.97	43.10	11.18	
		192.0	30.60	6.26	33.10	7.43	36.10	8.69	39.20	9.75	40.40	10.00	41.90	10.23	43.10	10.44	
		211.2	30.60	6.09	33.10	7.29	36.10	8.46	39.20	9.54	40.40	9.79	41.90	10.06	43.10	10.14	
		240.0	30.60	5.84	33.10	7.08	36.10	8.12	39.20	9.22	40.40	9.47	41.90	9.81	43.10	9.69	
60	10	76.8	26.20	1.44	28.40	1.68	30.90	1.93	33.60	2.22	34.60	2.28	36.00	2.31	37.00	2.34	
		96.0	26.20	1.42	28.40	1.66	30.90	1.91	33.60	2.19	34.60	2.24	36.00	2.28	37.00	2.32	
		192.0	26.20	1.30	28.40	1.54	30.90	1.82	33.60	2.04	34.60	2.07	36.00	2.15	37.00	2.19	
		211.2	26.20	1.25	28.40	1.52	30.90	1.78	33.60	2.00	34.60	2.04	36.00	2.09	37.00	2.13	
		240.0	26.20	1.17	28.40	1.49	30.90	1.72	33.60	1.94	34.60	2.00	36.00	2.00	37.00	2.04	
	15	76.8	26.20	1.97	28.40	2.29	30.90	2.65	33.60	3.01	34.60	3.09	36.00	3.14	37.00	3.20	
		96.0	26.20	1.94	28.40	2.26	30.90	2.62	33.60	2.97	34.60	3.05	36.00	3.10	37.00	3.16	
		192.0	26.20	1.78	28.40	2.10	30.90	2.46	33.60	2.77	34.60	2.83	36.00	2.90	37.00	2.96	
		211.2	26.20	1.72	28.40	2.06	30.90	2.41	33.60	2.71	34.60	2.77	36.00	2.84	37.00	2.88	
		240.0	26.20	1.63	28.40	2.00	30.90	2.34	33.60	2.62	34.60	2.68	36.00	2.75	37.00	2.76	
	20	76.8	26.20	2.43	28.40	2.84	30.90	3.30	33.60	3.70	34.60	3.80	36.00	3.88	37.00	3.96	
		96.0	26.20	2.39	28.40	2.80	30.90	3.26	33.60	3.65	34.60	3.75	36.00	3.83	37.00	3.91	
		192.0	26.20	2.20	28.40	2.60	30.90	3.04	33.60	3.42	34.60	3.49	36.00	3.57	37.00	3.65	
		211.2	26.20	2.14	28.40	2.54	30.90	2.96	33.60	3.34	34.60	3.42	36.00	3.51	37.00	3.55	
		240.0	26.20	2.05	28.40	2.45	30.90	2.84	33.60	3.22	34.60	3.31	36.00	3.42	37.00	3.40	
	25	76.8	26.20	2.96	28.40	3.46	30.90	4.02	33.60	4.52	34.60	4.62	36.00	4.73	37.00	4.83	
		96.0	26.20	2.91	28.40	3.41	30.90	3.96	33.60	4.46	34.60	4.56	36.00	4.67	37.00	4.77	
		192.0	26.20	2.67	28.40	3.17	30.90	3.68	33.60	4.16	34.60	4.26	36.00	4.37	37.00	4.45	
		211.2	26.20	2.60	28.40	3.09	30.90	3.61	33.60	4.07	34.60	4.18	36.00	4.28	37.00	4.33	
		240.0	26.20	2.56	28.40	3.05	30.90	3.57	33.60	4.02	34.60	4.14	36.00	4.23	37.00	4.28	
	30	76.8	26.20	3.64	28.40	4.23	30.90	4.93	33.60	5.55	34.60	5.68	36.00	5.82	37.00	5.94	
		96.0	26.20	3.58	28.40	4.17	30.90	4.87	33.60	5.48	34.60	5.61	36.00	5.74	37.00	5.86	
		192.0	26.20	3.28	28.40	3.89	30.90	4.54	33.60	5.12	34.60	5.23	36.00	5.36	37.00	5.46	
		211.2	26.20	3.19	28.40	3.82	30.90	4.45	33.60	5.02	34.60	5.14	36.00	5.27	37.00	5.33	
		240.0	26.20	3.06	28.40	3.71	30.90	4.32	33.60	4.87	34.60	5.00	36.00	5.13	37.00	5.14	
	35	76.8	26.20	4.05	28.40	4.72	30.90	5.49	33.60	6.17	34.60	6.32	36.00	6.48	37.00	6.60	
		96.0	26.20	3.98	28.40	4.65	30.90	5.42	33.60	6.09	34.60	6.24	36.00	6.39	37.00	6.51	
		192.0	26.20	3.65	28.40	4.33	30.90	5.04	33.60	5.69	34.60	5.82	36.00	5.96	37.00	6.07	
		211.2	26.20	3.55	28.40	4.24	30.90	4.94	33.60	5.57	34.60	5.71	36.00	5.86	37.00	5.92	
		240.0	26.20	3.40	28.40	4.11	30.90	4.79	33.60	5.39	34.60	5.54	36.00	5.71	37.00	5.69	
	40	76.8	26.20	4.79	28.40	5.57	30.90	6.50	33.60	7.32	34.60	7.49	36.00	7.66	37.00	7.82	
		96.0	26.20	4.71	28.40	5.50	30.90	6.41	33.60	7.22	34.60	7.39	36.00	7.56	37.00	7.72	
		192.0	26.20	4.33	28.40	5.14	30.90	5.97	33.60	6.72	34.60	6.89	36.00	7.06	37.00	7.20	
		211.2	26.20	4.20	28.40	5.02	30.90	5.86	33.60	6.59	34.60	6.76	36.00	6.93	37.00	7.01	
		240.0	26.20	4.01	28.40	4.84	30.90	5.70	33.60	6.40	34.60	6.57	36.00	6.74	37.00	6.72	
	45	76.8	26.20	5.52	28.40	6.41	30.90	7.51	33.60	8.47	34.60	8.65	36.00	8.84	37.00	9.04	
		96.0	26.20	5.44	28.40	6.33	30.90	7.41	33.60	8.35	34.60	8.54	36.00	8.73	37.00	8.92	
		192.0	26.20	5.02	28.40	5.94	30.90	6.91	33.60	7.75	34.60	7.96	36.00	8.17	37.00	8.32	
		211.2	26.20	4.85	28.40	5.80	30.90	6.78	33.60	7.60	34.60	7.81	36.00	8.00	37.00	8.09	
		240.0	26.20	4.60	28.40	5.59	30.90	6.59	33.60	7.37	34.60	7.58	36.00	7.75	37.00	7.74	
	50	10	76.8	21.80	1.07	23.60	1.25	25.80	1.50	28.00	1.64	28.80	1.67	30.00	1.74	30.80	1.75
			96.0	21.80	1.05	23.60	1.23	25.80	1.48	28.00	1.62	28.80	1.66	30.00	1.71	30.80	1.73
			192.0	21.80	0.95	23.60	1.16	25.80	1.36	28.00	1.52	28.80	1.58	30.00	1.58	30.80	1.62
			211.2	21.80	0.94	23.60	1.16	25.80	1.32	28.00	1.49	28.80	1.50	30.00	1.56	30.80	1.56
			240.0	21.80	0.93	23.60	1.16	25.80	1.26	28.00	1.44	28.80	1.38	30.00	1.53	30.80	1.47
		15	76.8	21.80	1.46	23.60	1.71	25.80	2.00	28.00	2.23	28.80	2.29	30.00	2.35	30.80	2.39
			96.0	21.80	1.44	23.60	1.69	25.80	1.97	28.00	2.20	28.80	2.26	30.00	2.32	30.80	2.36
			192.0	21.80	1.32	23.60	1.57	25.80	1.83	28.00	2.06	28.80	2.12	30.00	2.16	30.80	2.20
211.2			21.80	1.28	23.60	1.55	25.80	1.79	28.00	2.02	28.80	2.06	30.00	2.12	30.80	2.14	

7. Capacity Tables

Combi. (%)	Inlet Water Temp. (°C)	Water Flow Rate (LPM)	Indoor Air Temp. (°C, DB/WB)													
			20.0 / 14.0		23.0 / 16.0		26.0 / 18.0		27.0 / 19.0		28.0 / 20.0		30.0 / 22.0		32.0 / 24.0	
			TC	PI	TC	PI	TC	PI	TC	PI	TC	PI	TC	PI	TC	PI
50	15	240.0	21.80	1.22	23.60	1.52	25.80	1.73	28.00	1.96	28.80	1.97	30.00	2.06	30.80	2.05
	20	76.8	21.80	1.81	23.60	2.12	25.80	2.44	28.00	2.75	28.80	2.84	30.00	2.89	30.80	2.95
		96.0	21.80	1.78	23.60	2.09	25.80	2.41	28.00	2.72	28.80	2.80	30.00	2.85	30.80	2.91
		192.0	21.80	1.64	23.60	1.93	25.80	2.25	28.00	2.54	28.80	2.60	30.00	2.67	30.80	2.71
		211.2	21.80	1.58	23.60	1.89	25.80	2.21	28.00	2.50	28.80	2.56	30.00	2.62	30.80	2.65
		240.0	21.80	1.49	23.60	1.83	25.80	2.15	28.00	2.44	28.80	2.50	30.00	2.55	30.80	2.56
	25	76.8	21.80	2.20	23.60	2.56	25.80	2.99	28.00	3.38	28.80	3.46	30.00	3.53	30.80	3.58
		96.0	21.80	2.17	23.60	2.53	25.80	2.95	28.00	3.33	28.80	3.41	30.00	3.48	30.80	3.54
		192.0	21.80	1.99	23.60	2.37	25.80	2.75	28.00	3.09	28.80	3.17	30.00	3.25	30.80	3.32
		211.2	21.80	1.93	23.60	2.31	25.80	2.69	28.00	3.04	28.80	3.11	30.00	3.19	30.80	3.23
		240.0	21.80	1.90	23.60	2.28	25.80	2.66	28.00	3.01	28.80	3.08	30.00	3.16	30.80	3.18
	30	76.8	21.80	2.73	23.60	3.16	25.80	3.69	28.00	4.15	28.80	4.25	30.00	4.34	30.80	4.42
		96.0	21.80	2.68	23.60	3.12	25.80	3.64	28.00	4.10	28.80	4.19	30.00	4.29	30.80	4.36
		192.0	21.80	2.44	23.60	2.90	25.80	3.38	28.00	3.82	28.80	3.89	30.00	4.01	30.80	4.07
		211.2	21.80	2.39	23.60	2.84	25.80	3.32	28.00	3.74	28.80	3.84	30.00	3.93	30.80	3.97
		240.0	21.80	2.32	23.60	2.75	25.80	3.23	28.00	3.62	28.80	3.76	30.00	3.81	30.80	3.82
	35	76.8	21.80	3.02	23.60	3.51	25.80	4.10	28.00	4.60	28.80	4.72	30.00	4.83	30.80	4.91
		96.0	21.80	2.97	23.60	3.46	25.80	4.04	28.00	4.54	28.80	4.65	30.00	4.77	30.80	4.85
		192.0	21.80	2.73	23.60	3.23	25.80	3.76	28.00	4.24	28.80	4.33	30.00	4.45	30.80	4.52
		211.2	21.80	2.65	23.60	3.17	25.80	3.68	28.00	4.16	28.80	4.26	30.00	4.37	30.80	4.41
		240.0	21.80	2.53	23.60	3.08	25.80	3.56	28.00	4.04	28.80	4.15	30.00	4.25	30.80	4.25
	40	76.8	21.80	3.58	23.60	4.15	25.80	4.85	28.00	5.45	28.80	5.59	30.00	5.72	30.80	5.82
		96.0	21.80	3.52	23.60	4.10	25.80	4.78	28.00	5.38	28.80	5.52	30.00	5.65	30.80	5.74
		192.0	21.80	3.23	23.60	3.82	25.80	4.45	28.00	5.02	28.80	5.14	30.00	5.27	30.80	5.36
		211.2	21.80	3.13	23.60	3.74	25.80	4.37	28.00	4.93	28.80	5.04	30.00	5.17	30.80	5.21
		240.0	21.80	2.98	23.60	3.62	25.80	4.25	28.00	4.80	28.80	4.89	30.00	5.02	30.80	4.98
	45	76.8	21.80	4.15	23.60	4.79	25.80	5.61	28.00	6.31	28.80	6.46	30.00	6.62	30.80	6.73
		96.0	21.80	4.08	23.60	4.73	25.80	5.53	28.00	6.23	28.80	6.37	30.00	6.53	30.80	6.64
		192.0	21.80	3.72	23.60	4.41	25.80	5.14	28.00	5.80	28.80	5.94	30.00	6.09	30.80	6.20
		211.2	21.80	3.61	23.60	4.31	25.80	5.06	28.00	5.69	28.80	5.82	30.00	5.97	30.80	6.01
		240.0	21.80	3.44	23.60	4.16	25.80	4.94	28.00	5.53	28.80	5.64	30.00	5.79	30.80	5.72

Note

- TC: Total Capacity(kW), PI : Power Input(kW)
- Capacity tables show the average value of conditions which may occur.
- The minimum flow rate of the product is based on 50% of the rated flow rate or the value indicated in the specification table, whichever is greater. However, when the 'Variable Water Flow Valve Control KIT' is applied, the minimum flow rate is allowed to 40% (gray colored area) of the rated flow rate.
- If the flow rate is less than minimum flow rate and the indoor unit combination ratio exceeds 130%, ask to LG Electronics even if the 'Variable Water Flow Valve Control KIT' is applied.

7. Capacity Tables

CRWM220LAS5

Combi. (%)	Inlet Water Temp. (°C)	Water Flow Rate (LPM)	Indoor Air Temp. (°C, DB/WB)													
			20.0 / 14.0		23.0 / 16.0		26.0 / 18.0		27.0 / 19.0		28.0 / 20.0		30.0 / 22.0		32.0 / 24.0	
			TC	PI	TC	PI	TC	PI	TC	PI	TC	PI	TC	PI	TC	PI
130	10	84.4	57.20	3.13	62.00	3.67	67.50	4.28	73.30	4.79	75.60	4.90	78.60	5.06	80.70	5.14
		114.0	57.20	3.07	62.00	3.59	67.50	4.20	73.30	4.71	75.60	4.82	78.60	4.96	80.70	5.05
		211.0	57.20	2.85	62.00	3.34	67.50	3.91	73.30	4.41	75.60	4.54	78.60	4.63	80.70	4.75
		263.8	57.20	2.77	62.00	3.30	67.50	3.85	73.30	4.32	75.60	4.45	78.60	4.56	80.70	4.61
		314.0	57.20	2.72	62.00	3.27	67.50	3.80	73.30	4.24	75.60	4.37	78.60	4.50	80.70	4.51
	15	84.4	56.30	4.12	61.00	4.81	66.40	5.61	72.20	6.30	74.40	6.45	77.20	6.62	79.40	6.73
		114.0	56.30	4.04	61.00	4.71	66.40	5.50	72.20	6.19	74.40	6.34	77.20	6.50	79.40	6.62
		211.0	56.30	3.74	61.00	4.41	66.40	5.15	72.20	5.79	74.40	5.95	77.20	6.10	79.40	6.23
		263.8	56.30	3.63	61.00	4.34	66.40	5.05	72.20	5.68	74.40	5.83	77.20	5.99	79.40	6.08
		314.0	56.30	3.56	61.00	4.28	66.40	4.97	72.20	5.61	74.40	5.74	77.20	5.91	79.40	5.98
	20	84.4	55.50	5.01	60.10	5.83	65.50	6.79	71.20	7.64	73.30	7.82	76.10	8.00	78.30	8.15
		114.0	55.50	4.90	60.10	5.72	65.50	6.66	71.20	7.50	73.30	7.68	76.10	7.86	78.30	8.01
		211.0	55.50	4.52	60.10	5.37	65.50	6.25	71.20	7.03	73.30	7.20	76.10	7.40	78.30	7.55
		263.8	55.50	4.40	60.10	5.25	65.50	6.12	71.20	6.90	73.30	7.06	76.10	7.24	78.30	7.38
		314.0	55.50	4.31	60.10	5.16	65.50	6.03	71.20	6.81	73.30	6.96	76.10	7.13	78.30	7.27
	25	84.4	55.50	6.19	60.10	7.17	65.50	8.37	71.20	9.44	73.30	9.65	76.10	9.88	78.30	10.05
		114.0	55.50	6.05	60.10	7.04	65.50	8.21	71.20	9.26	73.30	9.47	76.10	9.70	78.30	9.87
		211.0	55.50	5.58	60.10	6.61	65.50	7.70	71.20	8.66	73.30	8.88	76.10	9.13	78.30	9.30
		263.8	55.50	5.41	60.10	6.46	65.50	7.55	71.20	8.50	73.30	8.71	76.10	8.95	78.30	9.10
		314.0	55.50	5.33	60.10	6.39	65.50	7.48	71.20	8.41	73.30	8.63	76.10	8.86	78.30	9.00
30	84.4	55.50	7.43	60.10	8.62	65.50	10.04	71.20	11.31	73.30	11.58	76.10	11.87	78.30	12.06	
	114.0	55.50	7.25	60.10	8.46	65.50	9.85	71.20	11.10	73.30	11.37	76.10	11.66	78.30	11.85	
	211.0	55.50	6.68	60.10	7.93	65.50	9.24	71.20	10.40	73.30	10.66	76.10	10.95	78.30	11.16	
	263.8	55.50	6.50	60.10	7.77	65.50	9.04	71.20	10.20	73.30	10.46	76.10	10.73	78.30	10.91	
	314.0	55.50	6.37	60.10	7.65	65.50	8.90	71.20	10.05	73.30	10.31	76.10	10.57	78.30	10.72	
35	84.4	50.00	7.50	54.10	8.73	58.90	10.16	64.00	11.43	66.00	11.72	68.60	12.00	70.40	12.20	
	114.0	50.00	7.33	54.10	8.57	58.90	9.97	64.00	11.22	66.00	11.50	68.60	11.78	70.40	11.99	
	211.0	50.00	6.77	54.10	8.01	58.90	9.35	64.00	10.53	66.00	10.78	68.60	11.06	70.40	11.29	
	263.8	50.00	6.59	54.10	7.84	58.90	9.15	64.00	10.31	66.00	10.58	68.60	10.85	70.40	11.03	
	314.0	50.00	6.45	54.10	7.73	58.90	9.00	64.00	10.15	66.00	10.44	68.60	10.70	70.40	10.84	
40	84.4	44.40	7.93	48.10	9.20	52.40	10.72	56.90	12.05	58.70	12.34	60.90	12.64	62.70	12.87	
	114.0	44.40	7.74	48.10	9.02	52.40	10.52	56.90	11.83	58.70	12.12	60.90	12.42	62.70	12.65	
	211.0	44.40	7.13	48.10	8.46	52.40	9.86	56.90	11.09	58.70	11.38	60.90	11.67	62.70	11.91	
	263.8	44.40	6.93	48.10	8.28	52.40	9.64	56.90	10.88	58.70	11.16	60.90	11.45	62.70	11.65	
	314.0	44.40	6.79	48.10	8.15	52.40	9.48	56.90	10.72	58.70	11.00	60.90	11.29	62.70	11.46	
45	84.4	38.80	8.35	42.20	9.66	45.80	11.27	49.80	12.69	51.30	12.96	53.20	13.27	54.80	13.56	
	114.0	38.80	8.16	42.20	9.48	45.80	11.06	49.80	12.45	51.30	12.73	53.20	13.04	54.80	13.32	
	211.0	38.80	7.50	42.20	8.91	45.80	10.38	49.80	11.67	51.30	11.98	53.20	12.29	54.80	12.53	
	263.8	38.80	7.28	42.20	8.71	45.80	10.15	49.80	11.45	51.30	11.74	53.20	12.05	54.80	12.27	
	314.0	38.80	7.12	42.20	8.57	45.80	9.97	49.80	11.29	51.30	11.57	53.20	11.87	54.80	12.08	
120	10	84.4	54.20	2.99	58.70	3.48	64.00	4.03	69.50	4.54	71.50	4.68	74.40	4.79	76.40	4.85
		114.0	54.20	2.92	58.70	3.41	64.00	3.96	69.50	4.46	71.50	4.58	74.40	4.69	76.40	4.77
		211.0	54.20	2.69	58.70	3.20	64.00	3.74	69.50	4.18	71.50	4.28	74.40	4.39	76.40	4.48
		263.8	54.20	2.60	58.70	3.10	64.00	3.65	69.50	4.08	71.50	4.21	74.40	4.31	76.40	4.39
		314.0	54.20	2.53	58.70	3.03	64.00	3.58	69.50	4.01	71.50	4.16	74.40	4.24	76.40	4.32
	15	84.4	53.60	3.96	58.00	4.61	63.20	5.35	68.70	6.03	70.70	6.19	73.50	6.33	75.50	6.43
		114.0	53.60	3.86	58.00	4.53	63.20	5.25	68.70	5.92	70.70	6.08	73.50	6.22	75.50	6.32
		211.0	53.60	3.56	58.00	4.23	63.20	4.93	68.70	5.55	70.70	5.68	73.50	5.83	75.50	5.95
		263.8	53.60	3.47	58.00	4.14	63.20	4.83	68.70	5.43	70.70	5.58	73.50	5.72	75.50	5.81
		314.0	53.60	3.39	58.00	4.06	63.20	4.76	68.70	5.34	70.70	5.50	73.50	5.64	75.50	5.71
	20	84.4	53.00	4.83	57.40	5.61	62.50	6.52	68.00	7.35	70.00	7.51	72.80	7.70	74.80	7.83
		114.0	53.00	4.72	57.40	5.50	62.50	6.39	68.00	7.22	70.00	7.38	72.80	7.56	74.80	7.69
211.0		53.00	4.35	57.40	5.15	62.50	5.99	68.00	6.77	70.00	6.93	72.80	7.11	74.80	7.24	
263.8		53.00	4.23	57.40	5.05	62.50	5.88	68.00	6.63	70.00	6.79	72.80	6.97	74.80	7.08	

7. Capacity Tables

Combi. (%)	Inlet Water Temp. (°C)	Water Flow Rate (LPM)	Indoor Air Temp. (°C, DB/WB)													
			20.0 / 14.0		23.0 / 16.0		26.0 / 18.0		27.0 / 19.0		28.0 / 20.0		30.0 / 22.0		32.0 / 24.0	
			TC	PI	TC	PI	TC	PI	TC	PI	TC	PI	TC	PI	TC	PI
120	20	314.0	53.00	4.14	57.40	4.97	62.50	5.80	68.00	6.53	70.00	6.69	72.80	6.86	74.80	6.96
	25	84.4	53.00	5.93	57.40	6.90	62.50	8.03	68.00	9.02	70.00	9.24	72.80	9.48	74.80	9.64
		114.0	53.00	5.80	57.40	6.77	62.50	7.87	68.00	8.86	70.00	9.07	72.80	9.30	74.80	9.47
		211.0	53.00	5.35	57.40	6.33	62.50	7.38	68.00	8.31	70.00	8.51	72.80	8.73	74.80	8.91
		263.8	53.00	5.19	57.40	6.19	62.50	7.23	68.00	8.15	70.00	8.35	72.80	8.57	74.80	8.70
		314.0	53.00	5.12	57.40	6.13	62.50	7.15	68.00	8.06	70.00	8.26	72.80	8.48	74.80	8.59
	30	84.4	53.00	7.15	57.40	8.33	62.50	9.71	68.00	10.93	70.00	11.18	72.80	11.46	74.80	11.66
		114.0	53.00	6.99	57.40	8.17	62.50	9.52	68.00	10.72	70.00	10.97	72.80	11.25	74.80	11.45
		211.0	53.00	6.46	57.40	7.66	62.50	8.91	68.00	10.04	70.00	10.29	72.80	10.56	74.80	10.76
		263.8	53.00	6.28	57.40	7.50	62.50	8.73	68.00	9.84	70.00	10.09	72.80	10.36	74.80	10.51
		314.0	53.00	6.15	57.40	7.38	62.50	8.60	68.00	9.70	70.00	9.95	72.80	10.22	74.80	10.32
	35	84.4	48.50	7.35	52.60	8.53	57.20	9.94	62.20	11.20	64.00	11.47	66.50	11.73	68.40	11.95
		114.0	48.50	7.17	52.60	8.37	57.20	9.76	62.20	10.99	64.00	11.26	66.50	11.52	68.40	11.73
		211.0	48.50	6.61	52.60	7.84	57.20	9.15	62.20	10.29	64.00	10.55	66.50	10.83	68.40	11.03
		263.8	48.50	6.43	52.60	7.68	57.20	8.97	62.20	10.09	64.00	10.35	66.50	10.62	68.40	10.78
		314.0	48.50	6.30	52.60	7.56	57.20	8.83	62.20	9.95	64.00	10.20	66.50	10.46	68.40	10.59
	40	84.4	44.00	7.90	47.70	9.18	51.90	10.71	56.50	12.04	58.10	12.33	60.30	12.63	62.00	12.86
		114.0	44.00	7.72	47.70	9.00	51.90	10.50	56.50	11.82	58.10	12.10	60.30	12.40	62.00	12.62
		211.0	44.00	7.13	47.70	8.44	51.90	9.84	56.50	11.08	58.10	11.35	60.30	11.65	62.00	11.87
		263.8	44.00	6.93	47.70	8.26	51.90	9.64	56.50	10.86	58.10	11.15	60.30	11.43	62.00	11.60
314.0		44.00	6.79	47.70	8.13	51.90	9.50	56.50	10.70	58.10	11.00	60.30	11.27	62.00	11.39	
45	84.4	39.50	8.46	42.70	9.82	46.60	11.47	50.80	12.89	52.20	13.19	54.20	13.52	55.70	13.77	
	114.0	39.50	8.27	42.70	9.64	46.60	11.26	50.80	12.65	52.20	12.95	54.20	13.28	55.70	13.53	
	211.0	39.50	7.64	42.70	9.04	46.60	10.55	50.80	11.87	52.20	12.14	54.20	12.47	55.70	12.73	
	263.8	39.50	7.43	42.70	8.84	46.60	10.33	50.80	11.63	52.20	11.94	54.20	12.25	55.70	12.41	
	314.0	39.50	7.27	42.70	8.70	46.60	10.17	50.80	11.46	52.20	11.80	54.20	12.09	55.70	12.19	
110	10	84.4	51.10	2.82	55.40	3.26	60.30	3.83	65.50	4.29	67.40	4.38	70.20	4.52	72.00	4.59
		114.0	51.10	2.76	55.40	3.20	60.30	3.75	65.50	4.21	67.40	4.30	70.20	4.44	72.00	4.51
		211.0	51.10	2.54	55.40	3.00	60.30	3.50	65.50	3.95	67.40	4.06	70.20	4.16	72.00	4.23
		263.8	51.10	2.47	55.40	2.94	60.30	3.41	65.50	3.89	67.40	3.94	70.20	4.08	72.00	4.12
		314.0	51.10	2.42	55.40	2.89	60.30	3.35	65.50	3.83	67.40	3.86	70.20	4.02	72.00	4.05
	15	84.4	50.80	3.78	55.00	4.39	59.90	5.12	65.10	5.76	67.10	5.90	69.70	6.04	71.70	6.15
		114.0	50.80	3.70	55.00	4.31	59.90	5.02	65.10	5.65	67.10	5.79	69.70	5.93	71.70	6.04
		211.0	50.80	3.40	55.00	4.03	59.90	4.70	65.10	5.30	67.10	5.43	69.70	5.57	71.70	5.66
		263.8	50.80	3.32	55.00	3.95	59.90	4.60	65.10	5.19	67.10	5.32	69.70	5.46	71.70	5.53
		314.0	50.80	3.26	55.00	3.89	59.90	4.52	65.10	5.12	67.10	5.24	69.70	5.39	71.70	5.44
	20	84.4	50.60	4.63	54.80	5.39	59.60	6.26	64.90	7.06	66.70	7.23	69.30	7.40	71.30	7.53
		114.0	50.60	4.52	54.80	5.29	59.60	6.15	64.90	6.93	66.70	7.10	69.30	7.27	71.30	7.40
		211.0	50.60	4.16	54.80	4.95	59.60	5.77	64.90	6.50	66.70	6.65	69.30	6.81	71.30	6.95
		263.8	50.60	4.07	54.80	4.85	59.60	5.65	64.90	6.37	66.70	6.53	69.30	6.70	71.30	6.79
		314.0	50.60	3.99	54.80	4.77	59.60	5.56	64.90	6.28	66.70	6.46	69.30	6.62	71.30	6.67
	25	84.4	50.60	5.66	54.80	6.59	59.60	7.67	64.90	8.64	66.70	8.84	69.30	9.06	71.30	9.22
		114.0	50.60	5.53	54.80	6.46	59.60	7.53	64.90	8.48	66.70	8.68	69.30	8.90	71.30	9.06
		211.0	50.60	5.12	54.80	6.06	59.60	7.06	64.90	7.95	66.70	8.15	69.30	8.35	71.30	8.51
		263.8	50.60	4.97	54.80	5.93	59.60	6.92	64.90	7.80	66.70	7.98	69.30	8.20	71.30	8.30
		314.0	50.60	4.89	54.80	5.86	59.60	6.84	64.90	7.72	66.70	7.90	69.30	8.12	71.30	8.19
30	84.4	50.60	6.90	54.80	8.03	59.60	9.35	64.90	10.53	66.70	10.78	69.30	11.04	71.30	11.24	
	114.0	50.60	6.74	54.80	7.87	59.60	9.17	64.90	10.34	66.70	10.59	69.30	10.84	71.30	11.03	
	211.0	50.60	6.23	54.80	7.38	59.60	8.60	64.90	9.68	66.70	9.93	69.30	10.18	71.30	10.36	
	263.8	50.60	6.06	54.80	7.23	59.60	8.43	64.90	9.49	66.70	9.73	69.30	9.98	71.30	10.11	
	314.0	50.60	5.95	54.80	7.11	59.60	8.30	64.90	9.36	66.70	9.58	69.30	9.84	71.30	9.93	
35	84.4	47.10	7.19	51.00	8.35	55.60	9.71	60.30	10.96	62.20	11.21	64.60	11.47	66.40	11.69	
	114.0	47.10	7.03	51.00	8.19	55.60	9.53	60.30	10.75	62.20	11.00	64.60	11.26	66.40	11.48	
	211.0	47.10	6.48	51.00	7.68	55.60	8.95	60.30	10.08	62.20	10.31	64.60	10.58	66.40	10.78	
	263.8	47.10	6.30	51.00	7.51	55.60	8.77	60.30	9.88	62.20	10.13	64.60	10.38	66.40	10.51	

7. Capacity Tables

Combi. (%)	Inlet Water Temp. (°C)	Water Flow Rate (LPM)	Indoor Air Temp. (°C, DB/WB)														
			20.0 / 14.0		23.0 / 16.0		26.0 / 18.0		27.0 / 19.0		28.0 / 20.0		30.0 / 22.0		32.0 / 24.0		
			TC	PI	TC	PI	TC	PI	TC	PI	TC	PI	TC	PI	TC	PI	
110	35	314.0	47.10	6.17	51.00	7.40	55.60	8.63	60.30	9.73	62.20	10.00	64.60	10.24	66.40	10.31	
	40	84.4	43.60	7.88	47.30	9.18	51.50	10.69	55.90	12.02	57.60	12.31	59.90	12.61	61.60	12.85	
		114.0	43.60	7.70	47.30	9.00	51.50	10.49	55.90	11.80	57.60	12.08	59.90	12.38	61.60	12.61	
		211.0	43.60	7.11	47.30	8.43	51.50	9.83	55.90	11.06	57.60	11.33	59.90	11.63	61.60	11.85	
		263.8	43.60	6.92	47.30	8.24	51.50	9.63	55.90	10.85	57.60	11.13	59.90	11.42	61.60	11.55	
		314.0	43.60	6.77	47.30	8.11	51.50	9.49	55.90	10.70	57.60	10.98	59.90	11.26	61.60	11.33	
	45	84.4	40.10	8.58	43.60	10.02	47.30	11.65	51.50	13.09	53.00	13.41	55.20	13.74	56.70	14.00	
		114.0	40.10	8.39	43.60	9.83	47.30	11.43	51.50	12.85	53.00	13.16	55.20	13.50	56.70	13.74	
		211.0	40.10	7.75	43.60	9.18	47.30	10.71	51.50	12.05	53.00	12.34	55.20	12.67	56.70	12.91	
		263.8	40.10	7.53	43.60	8.98	47.30	10.49	51.50	11.81	53.00	12.13	55.20	12.45	56.70	12.58	
		314.0	40.10	7.37	43.60	8.84	47.30	10.33	51.50	11.64	53.00	11.97	55.20	12.29	56.70	12.34	
	100	10	84.4	48.00	2.67	52.00	3.10	56.70	3.56	61.60	4.06	63.40	4.12	65.90	4.25	67.80	4.34
			114.0	48.00	2.61	52.00	3.04	56.70	3.50	61.60	3.98	63.40	4.04	65.90	4.17	67.80	4.26
			211.0	48.00	2.41	52.00	2.83	56.70	3.30	61.60	3.74	63.40	3.81	65.90	3.91	67.80	3.99
			263.8	48.00	2.32	52.00	2.77	56.70	3.22	61.60	3.65	63.40	3.74	65.90	3.83	67.80	3.86
314.0			48.00	2.26	52.00	2.73	56.70	3.15	61.60	3.58	63.40	3.68	65.90	3.77	67.80	3.77	
15		84.4	48.00	3.61	52.00	4.18	56.70	4.86	61.60	5.48	63.40	5.61	65.90	5.76	67.80	5.86	
		114.0	48.00	3.53	52.00	4.10	56.70	4.78	61.60	5.38	63.40	5.51	65.90	5.65	67.80	5.75	
		211.0	48.00	3.25	52.00	3.85	56.70	4.48	61.60	5.05	63.40	5.17	65.90	5.30	67.80	5.39	
		263.8	48.00	3.14	52.00	3.76	56.70	4.38	61.60	4.95	63.40	5.06	65.90	5.19	67.80	5.25	
		314.0	48.00	3.07	52.00	3.69	56.70	4.31	61.60	4.88	63.40	4.99	65.90	5.12	67.80	5.14	
20		84.4	48.00	4.43	52.00	5.14	56.70	6.01	61.60	6.75	63.40	6.93	65.90	7.10	67.80	7.21	
		114.0	48.00	4.33	52.00	5.05	56.70	5.90	61.60	6.62	63.40	6.80	65.90	6.97	67.80	7.08	
		211.0	48.00	4.00	52.00	4.75	56.70	5.53	61.60	6.21	63.40	6.37	65.90	6.53	67.80	6.65	
		263.8	48.00	3.88	52.00	4.65	56.70	5.41	61.60	6.10	63.40	6.25	65.90	6.41	67.80	6.48	
		314.0	48.00	3.81	52.00	4.57	56.70	5.33	61.60	6.02	63.40	6.16	65.90	6.32	67.80	6.36	
25		84.4	48.00	5.41	52.00	6.28	56.70	7.32	61.60	8.24	63.40	8.46	65.90	8.66	67.80	8.80	
		114.0	48.00	5.28	52.00	6.17	56.70	7.18	61.60	8.08	63.40	8.30	65.90	8.50	67.80	8.64	
		211.0	48.00	4.88	52.00	5.78	56.70	6.73	61.60	7.58	63.40	7.77	65.90	7.97	67.80	8.11	
		263.8	48.00	4.75	52.00	5.66	56.70	6.59	61.60	7.43	63.40	7.61	65.90	7.81	67.80	7.90	
		314.0	48.00	4.68	52.00	5.61	56.70	6.53	61.60	7.35	63.40	7.54	65.90	7.74	67.80	7.79	
30		84.4	48.00	6.64	52.00	7.74	56.70	9.01	61.60	10.15	63.40	10.38	65.90	10.63	67.80	10.84	
		114.0	48.00	6.49	52.00	7.60	56.70	8.84	61.60	9.96	63.40	10.19	65.90	10.44	67.80	10.64	
		211.0	48.00	5.99	52.00	7.11	56.70	8.28	61.60	9.33	63.40	9.55	65.90	9.80	67.80	9.98	
		263.8	48.00	5.83	52.00	6.97	56.70	8.11	61.60	9.15	63.40	9.38	65.90	9.62	67.80	9.71	
		314.0	48.00	5.71	52.00	6.86	56.70	8.00	61.60	9.02	63.40	9.26	65.90	9.49	67.80	9.51	
35		84.4	45.70	7.02	49.50	8.16	53.90	9.50	58.50	10.71	60.30	10.96	62.70	11.22	64.40	11.43	
		114.0	45.70	6.86	49.50	8.01	53.90	9.32	58.50	10.50	60.30	10.75	62.70	11.01	64.40	11.22	
		211.0	45.70	6.33	49.50	7.51	53.90	8.75	58.50	9.84	60.30	10.08	62.70	10.35	64.40	10.53	
		263.8	45.70	6.17	49.50	7.35	53.90	8.57	58.50	9.66	60.30	9.89	62.70	10.15	64.40	10.24	
		314.0	45.70	6.05	49.50	7.23	53.90	8.43	58.50	9.53	60.30	9.76	62.70	10.00	64.40	10.03	
40		84.4	43.20	7.89	46.80	9.16	51.00	10.67	55.40	12.00	57.10	12.29	59.40	12.60	60.90	12.81	
		114.0	43.20	7.71	46.80	8.99	51.00	10.48	55.40	11.78	57.10	12.06	59.40	12.36	60.90	12.57	
		211.0	43.20	7.10	46.80	8.43	51.00	9.82	55.40	11.05	57.10	11.31	59.40	11.60	60.90	11.81	
		263.8	43.20	6.92	46.80	8.24	51.00	9.62	55.40	10.83	57.10	11.09	59.40	11.38	60.90	11.49	
		314.0	43.20	6.78	46.80	8.11	51.00	9.47	55.40	10.67	57.10	10.93	59.40	11.22	60.90	11.26	
45		84.4	40.70	8.76	44.20	10.16	48.20	11.84	52.40	13.31	53.90	13.63	56.10	13.97	57.60	14.20	
		114.0	40.70	8.55	44.20	9.97	48.20	11.62	52.40	13.07	53.90	13.37	56.10	13.71	57.60	13.94	
		211.0	40.70	7.86	44.20	9.35	48.20	10.88	52.40	12.25	53.90	12.54	56.10	12.85	57.60	13.09	
		263.8	40.70	7.66	44.20	9.15	48.20	10.66	52.40	12.00	53.90	12.29	56.10	12.61	57.60	12.74	
		314.0	40.70	7.52	44.20	9.00	48.20	10.50	52.40	11.81	53.90	12.11	56.10	12.44	57.60	12.49	
90		10	84.4	43.20	2.27	46.80	2.63	51.00	3.07	55.40	3.48	57.10	3.54	59.40	3.62	60.90	3.74
			114.0	43.20	2.22	46.80	2.58	51.00	3.01	55.40	3.42	57.10	3.48	59.40	3.56	60.90	3.66
			211.0	43.20	2.07	46.80	2.45	51.00	2.83	55.40	3.23	57.10	3.29	59.40	3.38	60.90	3.43
			263.8	43.20	2.00	46.80	2.37	51.00	2.79	55.40	3.12	57.10	3.22	59.40	3.32	60.90	3.32

7. Capacity Tables

Combi. (%)	Inlet Water Temp. (°C)	Water Flow Rate (LPM)	Indoor Air Temp. (°C, DB/WB)														
			20.0 / 14.0		23.0 / 16.0		26.0 / 18.0		27.0 / 19.0		28.0 / 20.0		30.0 / 22.0		32.0 / 24.0		
			TC	PI	TC	PI	TC	PI	TC	PI	TC	PI	TC	PI	TC	PI	
90	10	314.0	43.20	1.95	46.80	2.32	51.00	2.76	55.40	3.05	57.10	3.16	59.40	3.28	60.90	3.24	
	15	84.4	43.20	3.09	46.80	3.59	51.00	4.18	55.40	4.72	57.10	4.83	59.40	4.94	60.90	5.05	
		114.0	43.20	3.02	46.80	3.53	51.00	4.10	55.40	4.64	57.10	4.75	59.40	4.86	60.90	4.95	
		211.0	43.20	2.80	46.80	3.32	51.00	3.85	55.40	4.35	57.10	4.45	59.40	4.56	60.90	4.65	
		263.8	43.20	2.72	46.80	3.23	51.00	3.78	55.40	4.25	57.10	4.36	59.40	4.48	60.90	4.52	
		314.0	43.20	2.66	46.80	3.16	51.00	3.72	55.40	4.18	57.10	4.29	59.40	4.42	60.90	4.43	
	20	84.4	43.20	3.83	46.80	4.43	51.00	5.17	55.40	5.83	57.10	5.96	59.40	6.12	60.90	6.21	
		114.0	43.20	3.75	46.80	4.35	51.00	5.07	55.40	5.72	57.10	5.85	59.40	6.01	60.90	6.10	
		211.0	43.20	3.45	46.80	4.08	51.00	4.75	55.40	5.35	57.10	5.48	59.40	5.61	60.90	5.73	
		263.8	43.20	3.34	46.80	4.00	51.00	4.67	55.40	5.25	57.10	5.38	59.40	5.52	60.90	5.58	
		314.0	43.20	3.27	46.80	3.93	51.00	4.60	55.40	5.17	57.10	5.30	59.40	5.44	60.90	5.46	
	25	84.4	43.20	4.66	46.80	5.42	51.00	6.30	55.40	7.10	57.10	7.26	59.40	7.45	60.90	7.59	
		114.0	43.20	4.56	46.80	5.32	51.00	6.19	55.40	6.97	57.10	7.13	59.40	7.31	60.90	7.45	
		211.0	43.20	4.20	46.80	4.98	51.00	5.79	55.40	6.53	57.10	6.68	59.40	6.86	60.90	6.99	
		263.8	43.20	4.08	46.80	4.86	51.00	5.68	55.40	6.39	57.10	6.57	59.40	6.73	60.90	6.79	
		314.0	43.20	4.03	46.80	4.81	51.00	5.63	55.40	6.33	57.10	6.50	59.40	6.66	60.90	6.70	
	30	84.4	43.20	5.73	46.80	6.66	51.00	7.75	55.40	8.74	57.10	8.94	59.40	9.16	60.90	9.33	
		114.0	43.20	5.60	46.80	6.53	51.00	7.61	55.40	8.58	57.10	8.78	59.40	8.99	60.90	9.15	
		211.0	43.20	5.17	46.80	6.12	51.00	7.13	55.40	8.03	57.10	8.23	59.40	8.43	60.90	8.58	
		263.8	43.20	5.01	46.80	5.99	51.00	6.99	55.40	7.88	57.10	8.06	59.40	8.28	60.90	8.37	
		314.0	43.20	4.90	46.80	5.91	51.00	6.88	55.40	7.78	57.10	7.94	59.40	8.17	60.90	8.21	
	35	84.4	42.00	6.19	45.50	7.19	49.50	8.37	53.90	9.42	55.50	9.64	57.70	9.87	59.20	10.06	
		114.0	42.00	6.05	45.50	7.05	49.50	8.21	53.90	9.24	55.50	9.46	57.70	9.69	59.20	9.87	
		211.0	42.00	5.57	45.50	6.59	49.50	7.70	53.90	8.66	55.50	8.86	57.70	9.10	59.20	9.26	
		263.8	42.00	5.41	45.50	6.46	49.50	7.53	53.90	8.50	55.50	8.71	57.70	8.93	59.20	9.02	
		314.0	42.00	5.30	45.50	6.37	49.50	7.41	53.90	8.38	55.50	8.61	57.70	8.81	59.20	8.84	
	40	84.4	40.90	7.11	44.20	8.24	48.20	9.60	52.40	10.82	53.90	11.07	56.10	11.34	57.60	11.54	
		114.0	40.90	6.95	44.20	8.08	48.20	9.42	52.40	10.61	53.90	10.86	56.10	11.13	57.60	11.33	
		211.0	40.90	6.39	44.20	7.58	48.20	8.84	52.40	9.95	53.90	10.20	56.10	10.44	57.60	10.65	
		263.8	40.90	6.21	44.20	7.43	48.20	8.66	52.40	9.76	53.90	10.00	56.10	10.26	57.60	10.36	
		314.0	40.90	6.08	44.20	7.31	48.20	8.53	52.40	9.63	53.90	9.85	56.10	10.13	57.60	10.15	
	45	84.4	39.60	8.02	42.90	9.31	46.80	10.83	50.80	12.23	52.40	12.51	54.30	12.82	55.90	13.03	
		114.0	39.60	7.84	42.90	9.13	46.80	10.64	50.80	11.99	52.40	12.28	54.30	12.58	55.90	12.79	
		211.0	39.60	7.23	42.90	8.57	46.80	10.00	50.80	11.23	52.40	11.53	54.30	11.80	55.90	12.03	
		263.8	39.60	7.01	42.90	8.40	46.80	9.80	50.80	11.03	52.40	11.28	54.30	11.60	55.90	11.71	
		314.0	39.60	6.85	42.90	8.28	46.80	9.65	50.80	10.89	52.40	11.09	54.30	11.45	55.90	11.48	
	80	10	84.4	38.50	1.94	41.60	2.21	45.30	2.56	49.30	2.94	50.80	2.98	52.80	3.07	54.20	3.09
			114.0	38.50	1.89	41.60	2.18	45.30	2.52	49.30	2.88	50.80	2.93	52.80	3.01	54.20	3.03
			211.0	38.50	1.71	41.60	2.07	45.30	2.39	49.30	2.67	50.80	2.76	52.80	2.80	54.20	2.85
			263.8	38.50	1.70	41.60	2.00	45.30	2.34	49.30	2.63	50.80	2.67	52.80	2.76	54.20	2.79
			314.0	38.50	1.70	41.60	1.94	45.30	2.30	49.30	2.60	50.80	2.60	52.80	2.73	54.20	2.75
		15	84.4	38.50	2.60	41.60	3.01	45.30	3.50	49.30	3.96	50.80	4.05	52.80	4.15	54.20	4.21
			114.0	38.50	2.54	41.60	2.96	45.30	3.44	49.30	3.88	50.80	3.97	52.80	4.07	54.20	4.13
			211.0	38.50	2.34	41.60	2.78	45.30	3.23	49.30	3.63	50.80	3.74	52.80	3.81	54.20	3.88
			263.8	38.50	2.29	41.60	2.72	45.30	3.16	49.30	3.56	50.80	3.65	52.80	3.75	54.20	3.78
314.0			38.50	2.24	41.60	2.67	45.30	3.11	49.30	3.51	50.80	3.58	52.80	3.71	54.20	3.71	
20		84.4	38.50	3.19	41.60	3.72	45.30	4.34	49.30	4.88	50.80	4.99	52.80	5.12	54.20	5.21	
		114.0	38.50	3.11	41.60	3.64	45.30	4.26	49.30	4.78	50.80	4.90	52.80	5.02	54.20	5.11	
		211.0	38.50	2.88	41.60	3.41	45.30	3.98	49.30	4.48	50.80	4.60	52.80	4.72	54.20	4.79	
		263.8	38.50	2.80	41.60	3.34	45.30	3.90	49.30	4.40	50.80	4.52	52.80	4.63	54.20	4.67	
		314.0	38.50	2.73	41.60	3.29	45.30	3.84	49.30	4.33	50.80	4.46	52.80	4.56	54.20	4.57	
25		84.4	38.50	3.92	41.60	4.54	45.30	5.28	49.30	5.94	50.80	6.10	52.80	6.25	54.20	6.35	
		114.0	38.50	3.82	41.60	4.46	45.30	5.18	49.30	5.83	50.80	5.99	52.80	6.14	54.20	6.24	
		211.0	38.50	3.52	41.60	4.16	45.30	4.86	49.30	5.48	50.80	5.59	52.80	5.75	54.20	5.85	
		263.8	38.50	3.41	41.60	4.08	45.30	4.77	49.30	5.37	50.80	5.50	52.80	5.65	54.20	5.70	

7. Capacity Tables

Combi. (%)	Inlet Water Temp. (°C)	Water Flow Rate (LPM)	Indoor Air Temp. (°C, DB/WB)													
			20.0 / 14.0		23.0 / 16.0		26.0 / 18.0		27.0 / 19.0		28.0 / 20.0		30.0 / 22.0		32.0 / 24.0	
			TC	PI	TC	PI	TC	PI	TC	PI	TC	PI	TC	PI	TC	PI
80	25	314.0	38.50	3.36	41.60	4.04	45.30	4.72	49.30	5.30	50.80	5.45	52.80	5.59	54.20	5.62
	30	84.4	38.50	4.79	41.60	5.57	45.30	6.50	49.30	7.32	50.80	7.48	52.80	7.67	54.20	7.82
		114.0	38.50	4.69	41.60	5.47	45.30	6.39	49.30	7.18	50.80	7.35	52.80	7.53	54.20	7.68
		211.0	38.50	4.34	41.60	5.13	45.30	5.99	49.30	6.73	50.80	6.90	52.80	7.06	54.20	7.20
		263.8	38.50	4.21	41.60	5.01	45.30	5.85	49.30	6.59	50.80	6.77	52.80	6.93	54.20	7.01
		314.0	38.50	4.13	41.60	4.93	45.30	5.75	49.30	6.49	50.80	6.68	52.80	6.84	54.20	6.87
	35	84.4	38.50	5.34	41.60	6.19	45.30	7.21	49.30	8.13	50.80	8.33	52.80	8.53	54.20	8.69
		114.0	38.50	5.21	41.60	6.08	45.30	7.08	49.30	7.98	50.80	8.17	52.80	8.37	54.20	8.53
		211.0	38.50	4.81	41.60	5.70	45.30	6.65	49.30	7.48	50.80	7.66	52.80	7.84	54.20	8.00
		263.8	38.50	4.68	41.60	5.58	45.30	6.52	49.30	7.33	50.80	7.51	52.80	7.71	54.20	7.78
		314.0	38.50	4.59	41.60	5.49	45.30	6.43	49.30	7.23	50.80	7.41	52.80	7.62	54.20	7.63
	40	84.4	38.50	6.32	41.60	7.35	45.30	8.55	49.30	9.64	50.80	9.86	52.80	10.11	54.20	10.28
		114.0	38.50	6.18	41.60	7.21	45.30	8.39	49.30	9.46	50.80	9.67	52.80	9.92	54.20	10.09
		211.0	38.50	5.70	41.60	6.75	45.30	7.86	49.30	8.86	50.80	9.06	52.80	9.30	54.20	9.46
		263.8	38.50	5.53	41.60	6.61	45.30	7.70	49.30	8.68	50.80	8.90	52.80	9.13	54.20	9.22
		314.0	38.50	5.42	41.60	6.51	45.30	7.58	49.30	8.55	50.80	8.78	52.80	9.01	54.20	9.04
	45	84.4	38.50	7.31	41.60	8.51	45.30	9.89	49.30	11.14	50.80	11.38	52.80	11.69	54.20	11.87
		114.0	38.50	7.15	41.60	8.35	45.30	9.70	49.30	10.93	50.80	11.17	52.80	11.47	54.20	11.65
		211.0	38.50	6.59	41.60	7.80	45.30	9.08	49.30	10.24	50.80	10.46	52.80	10.75	54.20	10.93
		263.8	38.50	6.39	41.60	7.64	45.30	8.88	49.30	10.03	50.80	10.28	52.80	10.55	54.20	10.65
314.0		38.50	6.24	41.60	7.53	45.30	8.73	49.30	9.89	50.80	10.15	52.80	10.40	54.20	10.45	
70	10	84.4	33.70	1.58	36.50	1.84	39.70	2.13	43.10	2.40	44.40	2.49	46.20	2.56	47.40	2.56
		114.0	33.70	1.55	36.50	1.80	39.70	2.09	43.10	2.37	44.40	2.44	46.20	2.51	47.40	2.52
		211.0	33.70	1.45	36.50	1.68	39.70	1.97	43.10	2.25	44.40	2.29	46.20	2.36	47.40	2.39
		263.8	33.70	1.41	36.50	1.65	39.70	1.94	43.10	2.18	44.40	2.23	46.20	2.29	47.40	2.32
		314.0	33.70	1.39	36.50	1.62	39.70	1.91	43.10	2.12	44.40	2.18	46.20	2.23	47.40	2.27
	15	84.4	33.70	2.16	36.50	2.51	39.70	2.91	43.10	3.28	44.40	3.37	46.20	3.45	47.40	3.50
		114.0	33.70	2.11	36.50	2.46	39.70	2.85	43.10	3.22	44.40	3.31	46.20	3.39	47.40	3.44
		211.0	33.70	1.95	36.50	2.30	39.70	2.68	43.10	3.03	44.40	3.10	46.20	3.18	47.40	3.23
		263.8	33.70	1.90	36.50	2.25	39.70	2.63	43.10	2.96	44.40	3.03	46.20	3.12	47.40	3.14
		314.0	33.70	1.87	36.50	2.21	39.70	2.59	43.10	2.91	44.40	2.98	46.20	3.07	47.40	3.08
	20	84.4	33.70	2.67	36.50	3.10	39.70	3.61	43.10	4.07	44.40	4.15	46.20	4.25	47.40	4.34
		114.0	33.70	2.61	36.50	3.04	39.70	3.54	43.10	3.99	44.40	4.07	46.20	4.17	47.40	4.26
		211.0	33.70	2.40	36.50	2.85	39.70	3.32	43.10	3.74	44.40	3.81	46.20	3.92	47.40	3.98
		263.8	33.70	2.34	36.50	2.78	39.70	3.25	43.10	3.67	44.40	3.75	46.20	3.85	47.40	3.88
		314.0	33.70	2.29	36.50	2.72	39.70	3.19	43.10	3.61	44.40	3.71	46.20	3.79	47.40	3.81
	25	84.4	33.70	3.25	36.50	3.78	39.70	4.38	43.10	4.94	44.40	5.06	46.20	5.18	47.40	5.28
		114.0	33.70	3.17	36.50	3.70	39.70	4.30	43.10	4.85	44.40	4.97	46.20	5.08	47.40	5.18
		211.0	33.70	2.94	36.50	3.47	39.70	4.05	43.10	4.55	44.40	4.67	46.20	4.78	47.40	4.86
		263.8	33.70	2.85	36.50	3.40	39.70	3.96	43.10	4.47	44.40	4.56	46.20	4.68	47.40	4.73
		314.0	33.70	2.81	36.50	3.36	39.70	3.92	43.10	4.43	44.40	4.52	46.20	4.63	47.40	4.66
30	84.4	33.70	3.99	36.50	4.64	39.70	5.41	43.10	6.08	44.40	6.23	46.20	6.39	47.40	6.50	
	114.0	33.70	3.90	36.50	4.56	39.70	5.31	43.10	5.97	44.40	6.12	46.20	6.28	47.40	6.39	
	211.0	33.70	3.60	36.50	4.27	39.70	4.97	43.10	5.59	44.40	5.73	46.20	5.88	47.40	5.99	
	263.8	33.70	3.50	36.50	4.18	39.70	4.86	43.10	5.48	44.40	5.63	46.20	5.77	47.40	5.83	
	314.0	33.70	3.43	36.50	4.11	39.70	4.79	43.10	5.41	44.40	5.56	46.20	5.69	47.40	5.71	
35	84.4	33.70	4.43	36.50	5.14	39.70	6.01	43.10	6.75	44.40	6.93	46.20	7.10	47.40	7.21	
	114.0	33.70	4.33	36.50	5.05	39.70	5.90	43.10	6.62	44.40	6.80	46.20	6.97	47.40	7.08	
	211.0	33.70	4.00	36.50	4.75	39.70	5.52	43.10	6.21	44.40	6.37	46.20	6.53	47.40	6.65	
	263.8	33.70	3.88	36.50	4.63	39.70	5.41	43.10	6.10	44.40	6.25	46.20	6.41	47.40	6.48	
	314.0	33.70	3.81	36.50	4.54	39.70	5.34	43.10	6.02	44.40	6.16	46.20	6.32	47.40	6.36	
40	84.4	33.70	5.25	36.50	6.10	39.70	7.11	43.10	8.01	44.40	8.19	46.20	8.40	47.40	8.55	
	114.0	33.70	5.13	36.50	5.99	39.70	6.98	43.10	7.86	44.40	8.04	46.20	8.24	47.40	8.39	
	211.0	33.70	4.73	36.50	5.61	39.70	6.55	43.10	7.37	44.40	7.55	46.20	7.73	47.40	7.88	
	263.8	33.70	4.60	36.50	5.50	39.70	6.39	43.10	7.21	44.40	7.40	46.20	7.60	47.40	7.66	

7. Capacity Tables

Combi. (%)	Inlet Water Temp. (°C)	Water Flow Rate (LPM)	Indoor Air Temp. (°C, DB/WB)														
			20.0 / 14.0		23.0 / 16.0		26.0 / 18.0		27.0 / 19.0		28.0 / 20.0		30.0 / 22.0		32.0 / 24.0		
			TC	PI	TC	PI	TC	PI	TC	PI	TC	PI	TC	PI	TC	PI	
70	40	314.0	33.70	4.49	36.50	5.42	39.70	6.28	43.10	7.10	44.40	7.30	46.20	7.51	47.40	7.50	
	45	84.4	33.70	6.07	36.50	7.04	39.70	8.21	43.10	9.26	44.40	9.46	46.20	9.71	47.40	9.89	
		114.0	33.70	5.93	36.50	6.91	39.70	8.07	43.10	9.08	44.40	9.29	46.20	9.53	47.40	9.71	
		211.0	33.70	5.46	36.50	6.48	39.70	7.58	43.10	8.51	44.40	8.73	46.20	8.93	47.40	9.11	
		263.8	33.70	5.32	36.50	6.37	39.70	7.38	43.10	8.33	44.40	8.55	46.20	8.78	47.40	8.84	
		314.0	33.70	5.21	36.50	6.29	39.70	7.24	43.10	8.20	44.40	8.42	46.20	8.68	47.40	8.64	
60	10	84.4	28.80	1.29	31.20	1.47	33.90	1.69	36.90	1.94	38.10	1.99	39.60	2.01	40.70	2.05	
		114.0	28.80	1.28	31.20	1.44	33.90	1.66	36.90	1.91	38.10	1.94	39.60	1.98	40.70	2.02	
		211.0	28.80	1.23	31.20	1.34	33.90	1.58	36.90	1.78	38.10	1.81	39.60	1.87	40.70	1.91	
		263.8	28.80	1.20	31.20	1.33	33.90	1.56	36.90	1.74	38.10	1.78	39.60	1.83	40.70	1.86	
		314.0	28.80	1.17	31.20	1.32	33.90	1.54	36.90	1.72	38.10	1.75	39.60	1.80	40.70	1.81	
	15	84.4	28.80	1.72	31.20	2.00	33.90	2.32	36.90	2.63	38.10	2.69	39.60	2.74	40.70	2.79	
		114.0	28.80	1.68	31.20	1.96	33.90	2.28	36.90	2.58	38.10	2.64	39.60	2.69	40.70	2.74	
		211.0	28.80	1.55	31.20	1.83	33.90	2.15	36.90	2.41	38.10	2.47	39.60	2.54	40.70	2.58	
		263.8	28.80	1.50	31.20	1.80	33.90	2.10	36.90	2.36	38.10	2.41	39.60	2.48	40.70	2.52	
		314.0	28.80	1.47	31.20	1.77	33.90	2.07	36.90	2.32	38.10	2.37	39.60	2.44	40.70	2.47	
	20	84.4	28.80	2.12	31.20	2.47	33.90	2.88	36.90	3.23	38.10	3.32	39.60	3.39	40.70	3.45	
		114.0	28.80	2.07	31.20	2.42	33.90	2.83	36.90	3.17	38.10	3.26	39.60	3.33	40.70	3.39	
		211.0	28.80	1.92	31.20	2.27	33.90	2.65	36.90	2.98	38.10	3.05	39.60	3.12	40.70	3.18	
		263.8	28.80	1.87	31.20	2.22	33.90	2.58	36.90	2.92	38.10	2.98	39.60	3.07	40.70	3.10	
		314.0	28.80	1.83	31.20	2.17	33.90	2.52	36.90	2.87	38.10	2.92	39.60	3.03	40.70	3.04	
	25	84.4	28.80	2.58	31.20	3.01	33.90	3.51	36.90	3.94	38.10	4.03	39.60	4.12	40.70	4.21	
		114.0	28.80	2.52	31.20	2.95	33.90	3.43	36.90	3.86	38.10	3.95	39.60	4.04	40.70	4.13	
		211.0	28.80	2.34	31.20	2.76	33.90	3.21	36.90	3.63	38.10	3.72	39.60	3.81	40.70	3.88	
		263.8	28.80	2.27	31.20	2.70	33.90	3.14	36.90	3.55	38.10	3.65	39.60	3.74	40.70	3.78	
		314.0	28.80	2.23	31.20	2.67	33.90	3.12	36.90	3.50	38.10	3.61	39.60	3.69	40.70	3.74	
	30	84.4	28.80	3.18	31.20	3.69	33.90	4.30	36.90	4.84	38.10	4.96	39.60	5.08	40.70	5.19	
		114.0	28.80	3.10	31.20	3.62	33.90	4.22	36.90	4.76	38.10	4.86	39.60	4.98	40.70	5.09	
		211.0	28.80	2.87	31.20	3.40	33.90	3.96	36.90	4.47	38.10	4.56	39.60	4.68	40.70	4.77	
		263.8	28.80	2.78	31.20	3.34	33.90	3.88	36.90	4.38	38.10	4.48	39.60	4.60	40.70	4.65	
		314.0	28.80	2.71	31.20	3.29	33.90	3.82	36.90	4.31	38.10	4.42	39.60	4.53	40.70	4.56	
	35	84.4	28.80	3.54	31.20	4.12	33.90	4.79	36.90	5.39	38.10	5.52	39.60	5.66	40.70	5.76	
		114.0	28.80	3.46	31.20	4.04	33.90	4.70	36.90	5.29	38.10	5.42	39.60	5.55	40.70	5.65	
		211.0	28.80	3.18	31.20	3.78	33.90	4.40	36.90	4.97	38.10	5.08	39.60	5.19	40.70	5.30	
		263.8	28.80	3.10	31.20	3.70	33.90	4.32	36.90	4.86	38.10	4.98	39.60	5.12	40.70	5.17	
		314.0	28.80	3.04	31.20	3.64	33.90	4.26	36.90	4.79	38.10	4.90	39.60	5.06	40.70	5.08	
	40	84.4	28.80	4.18	31.20	4.86	33.90	5.68	36.90	6.39	38.10	6.54	39.60	6.68	40.70	6.82	
		114.0	28.80	4.08	31.20	4.78	33.90	5.57	36.90	6.26	38.10	6.41	39.60	6.57	40.70	6.69	
		211.0	28.80	3.78	31.20	4.48	33.90	5.21	36.90	5.86	38.10	6.01	39.60	6.17	40.70	6.28	
		263.8	28.80	3.67	31.20	4.38	33.90	5.12	36.90	5.75	38.10	5.90	39.60	6.05	40.70	6.12	
		314.0	28.80	3.59	31.20	4.31	33.90	5.04	36.90	5.67	38.10	5.82	39.60	5.96	40.70	6.00	
	45	84.4	28.80	4.82	31.20	5.59	33.90	6.55	36.90	7.39	38.10	7.55	39.60	7.71	40.70	7.89	
		114.0	28.80	4.72	31.20	5.49	33.90	6.43	36.90	7.25	38.10	7.41	39.60	7.58	40.70	7.74	
		211.0	28.80	4.38	31.20	5.18	33.90	6.03	36.90	6.77	38.10	6.95	39.60	7.13	40.70	7.26	
		263.8	28.80	4.23	31.20	5.06	33.90	5.92	36.90	6.63	38.10	6.81	39.60	6.99	40.70	7.06	
		314.0	28.80	4.13	31.20	4.99	33.90	5.84	36.90	6.53	38.10	6.71	39.60	6.88	40.70	6.92	
	50	10	84.4	24.00	1.20	26.00	1.20	28.40	1.32	30.80	1.43	31.70	1.45	33.00	1.52	33.90	1.53
			114.0	24.00	1.20	26.00	1.20	28.40	1.31	30.80	1.41	31.70	1.43	33.00	1.49	33.90	1.50
			211.0	24.00	1.20	26.00	1.20	28.40	1.25	30.80	1.33	31.70	1.38	33.00	1.38	33.90	1.41
			263.8	24.00	1.20	26.00	1.20	28.40	1.24	30.80	1.31	31.70	1.32	33.00	1.36	33.90	1.36
			314.0	24.00	1.20	26.00	1.20	28.40	1.23	30.80	1.29	31.70	1.28	33.00	1.35	33.90	1.32
		15	84.4	24.00	1.30	26.00	1.49	28.40	1.74	30.80	1.94	31.70	2.00	33.00	2.05	33.90	2.09
			114.0	24.00	1.29	26.00	1.46	28.40	1.71	30.80	1.91	31.70	1.97	33.00	2.02	33.90	2.05
			211.0	24.00	1.23	26.00	1.36	28.40	1.60	30.80	1.80	31.70	1.85	33.00	1.89	33.90	1.92
263.8			24.00	1.21	26.00	1.35	28.40	1.56	30.80	1.76	31.70	1.80	33.00	1.85	33.90	1.87	

7. Capacity Tables

Combi. (%)	Inlet Water Temp. (°C)	Water Flow Rate (LPM)	Indoor Air Temp. (°C, DB/WB)													
			20.0 / 14.0		23.0 / 16.0		26.0 / 18.0		27.0 / 19.0		28.0 / 20.0		30.0 / 22.0		32.0 / 24.0	
			TC	PI	TC	PI	TC	PI	TC	PI	TC	PI	TC	PI	TC	PI
50	15	314.0	24.00	1.19	26.00	1.33	28.40	1.54	30.80	1.74	31.70	1.76	33.00	1.82	33.90	1.83
	20	84.4	24.00	1.58	26.00	1.85	28.40	2.14	30.80	2.40	31.70	2.47	33.00	2.52	33.90	2.58
		114.0	24.00	1.55	26.00	1.82	28.40	2.09	30.80	2.35	31.70	2.42	33.00	2.47	33.90	2.53
		211.0	24.00	1.43	26.00	1.69	28.40	1.96	30.80	2.22	31.70	2.27	33.00	2.34	33.90	2.36
		263.8	24.00	1.38	26.00	1.65	28.40	1.93	30.80	2.18	31.70	2.23	33.00	2.29	33.90	2.32
		314.0	24.00	1.34	26.00	1.62	28.40	1.90	30.80	2.15	31.70	2.21	33.00	2.24	33.90	2.29
	25	84.4	24.00	1.92	26.00	2.23	28.40	2.61	30.80	2.94	31.70	3.01	33.00	3.08	33.90	3.12
		114.0	24.00	1.87	26.00	2.20	28.40	2.56	30.80	2.88	31.70	2.95	33.00	3.02	33.90	3.07
		211.0	24.00	1.73	26.00	2.07	28.40	2.40	30.80	2.70	31.70	2.76	33.00	2.83	33.90	2.90
		263.8	24.00	1.69	26.00	2.02	28.40	2.34	30.80	2.65	31.70	2.72	33.00	2.78	33.90	2.81
		314.0	24.00	1.65	26.00	1.99	28.40	2.32	30.80	2.63	31.70	2.69	33.00	2.76	33.90	2.78
	30	84.4	24.00	2.38	26.00	2.76	28.40	3.22	30.80	3.63	31.70	3.71	33.00	3.79	33.90	3.86
		114.0	24.00	2.32	26.00	2.71	28.40	3.16	30.80	3.56	31.70	3.63	33.00	3.72	33.90	3.78
		211.0	24.00	2.13	26.00	2.54	28.40	2.94	30.80	3.34	31.70	3.40	33.00	3.50	33.90	3.55
		263.8	24.00	2.09	26.00	2.48	28.40	2.90	30.80	3.27	31.70	3.34	33.00	3.43	33.90	3.47
		314.0	24.00	2.05	26.00	2.44	28.40	2.87	30.80	3.21	31.70	3.30	33.00	3.38	33.90	3.40
	35	84.4	24.00	2.63	26.00	3.07	28.40	3.58	30.80	4.01	31.70	4.12	33.00	4.21	33.90	4.28
		114.0	24.00	2.57	26.00	3.01	28.40	3.50	30.80	3.93	31.70	4.04	33.00	4.13	33.90	4.20
		211.0	24.00	2.38	26.00	2.81	28.40	3.28	30.80	3.70	31.70	3.78	33.00	3.88	33.90	3.95
		263.8	24.00	2.32	26.00	2.76	28.40	3.21	30.80	3.63	31.70	3.72	33.00	3.81	33.90	3.85
		314.0	24.00	2.27	26.00	2.72	28.40	3.16	30.80	3.58	31.70	3.67	33.00	3.76	33.90	3.78
	40	84.4	24.00	3.13	26.00	3.63	28.40	4.23	30.80	4.76	31.70	4.88	33.00	4.99	33.90	5.08
		114.0	24.00	3.05	26.00	3.56	28.40	4.15	30.80	4.68	31.70	4.78	33.00	4.90	33.90	4.98
		211.0	24.00	2.81	26.00	3.34	28.40	3.88	30.80	4.38	31.70	4.48	33.00	4.60	33.90	4.68
		263.8	24.00	2.74	26.00	3.27	28.40	3.81	30.80	4.30	31.70	4.40	33.00	4.52	33.90	4.55
		314.0	24.00	2.68	26.00	3.21	28.40	3.76	30.80	4.24	31.70	4.33	33.00	4.46	33.90	4.46
	45	84.4	24.00	3.63	26.00	4.18	28.40	4.90	30.80	5.50	31.70	5.64	33.00	5.77	33.90	5.88
		114.0	24.00	3.55	26.00	4.10	28.40	4.80	30.80	5.40	31.70	5.54	33.00	5.67	33.90	5.77
		211.0	24.00	3.25	26.00	3.85	28.40	4.48	30.80	5.06	31.70	5.18	33.00	5.32	33.90	5.41
		263.8	24.00	3.14	26.00	3.76	28.40	4.41	30.80	4.97	31.70	5.08	33.00	5.21	33.90	5.25
		314.0	24.00	3.07	26.00	3.69	28.40	4.36	30.80	4.90	31.70	5.01	33.00	5.14	33.90	5.13

Note

- TC: Total Capacity(kW), PI : Power Input(kW)
- Capacity tables show the average value of conditions which may occur.
- The minimum flow rate of the product is based on 50% of the rated flow rate or the value indicated in the specification table, whichever is greater.
However, when the 'Variable Water Flow Valve Control KIT' is applied, the minimum flow rate is allowed to 40% (gray colored area) of the rated flow rate.
- If the flow rate is less than minimum flow rate and the indoor unit combination ratio exceeds 130%, ask to LG Electronics even if the 'Variable Water Flow Valve Control KIT' is applied.

7. Capacity Tables

CRWM240LAS5

Combi. (%)	Inlet Water Temp. (°C)	Water Flow Rate (LPM)	Indoor Air Temp. (°C, DB/WB)														
			20.0 / 14.0		23.0 / 16.0		26.0 / 18.0		27.0 / 19.0		28.0 / 20.0		30.0 / 22.0		32.0 / 24.0		
			TC	PI	TC	PI	TC	PI	TC	PI	TC	PI	TC	PI	TC	PI	
130	10	92.0	62.40	3.44	67.60	4.04	73.60	4.72	80.00	5.28	82.40	5.40	85.80	5.58	88.00	5.66	
		114.0	62.40	3.40	67.60	3.98	73.60	4.66	80.00	5.22	82.40	5.34	85.80	5.50	88.00	5.60	
		230.0	62.40	3.14	67.60	3.68	73.60	4.30	80.00	4.86	82.40	5.00	85.80	5.10	88.00	5.24	
		287.6	62.40	3.06	67.60	3.64	73.60	4.24	80.00	4.76	82.40	4.90	85.80	5.02	88.00	5.08	
		340.0	62.40	2.98	67.60	3.60	73.60	4.18	80.00	4.66	82.40	4.80	85.80	4.94	88.00	4.94	
	15	92.0	61.40	4.54	66.60	5.30	72.40	6.18	78.80	6.94	81.20	7.10	84.20	7.30	86.60	7.42	
		114.0	61.40	4.48	66.60	5.22	72.40	6.10	78.80	6.86	81.20	7.02	84.20	7.20	86.60	7.34	
		230.0	61.40	4.12	66.60	4.86	72.40	5.68	78.80	6.38	81.20	6.56	84.20	6.72	86.60	6.86	
		287.6	61.40	4.00	66.60	4.78	72.40	5.56	78.80	6.26	81.20	6.42	84.20	6.60	86.60	6.70	
		340.0	61.40	3.90	66.60	4.70	72.40	5.46	78.80	6.16	81.20	6.30	84.20	6.50	86.60	6.56	
	20	92.0	60.60	5.52	65.60	6.42	71.40	7.48	77.60	8.42	80.00	8.62	83.00	8.82	85.40	8.98	
		114.0	60.60	5.44	65.60	6.34	71.40	7.38	77.60	8.32	80.00	8.52	83.00	8.72	85.40	8.88	
		230.0	60.60	4.98	65.60	5.92	71.40	6.88	77.60	7.74	80.00	7.94	83.00	8.16	85.40	8.32	
		287.6	60.60	4.84	65.60	5.78	71.40	6.74	77.60	7.60	80.00	7.78	83.00	7.98	85.40	8.14	
		340.0	60.60	4.72	65.60	5.66	71.40	6.62	77.60	7.48	80.00	7.64	83.00	7.82	85.40	7.98	
	25	92.0	60.60	6.82	65.60	7.90	71.40	9.22	77.60	10.40	80.00	10.64	83.00	10.88	85.40	11.08	
		114.0	60.60	6.72	65.60	7.80	71.40	9.10	77.60	10.26	80.00	10.50	83.00	10.74	85.40	10.94	
		230.0	60.60	6.14	65.60	7.28	71.40	8.48	77.60	9.54	80.00	9.78	83.00	10.06	85.40	10.24	
		287.6	60.60	5.96	65.60	7.12	71.40	8.32	77.60	9.36	80.00	9.60	83.00	9.86	85.40	10.02	
		340.0	60.60	5.88	65.60	7.04	71.40	8.24	77.60	9.26	80.00	9.50	83.00	9.76	85.40	9.92	
	30	92.0	60.60	8.18	65.60	9.50	71.40	11.06	77.60	12.46	80.00	12.76	83.00	13.08	85.40	13.28	
		114.0	60.60	8.04	65.60	9.38	71.40	10.92	77.60	12.30	80.00	12.60	83.00	12.92	85.40	13.12	
		230.0	60.60	7.36	65.60	8.74	71.40	10.18	77.60	11.46	80.00	11.74	83.00	12.06	85.40	12.30	
		287.6	60.60	7.16	65.60	8.56	71.40	9.96	77.60	11.24	80.00	11.52	83.00	11.82	85.40	12.02	
		340.0	60.60	6.98	65.60	8.40	71.40	9.76	77.60	11.04	80.00	11.32	83.00	11.60	85.40	11.76	
	35	92.0	54.60	8.26	59.00	9.62	64.20	11.20	69.80	12.60	72.00	12.92	74.80	13.22	76.80	13.44	
		114.0	54.60	8.14	59.00	9.50	64.20	11.06	69.80	12.44	72.00	12.76	74.80	13.06	76.80	13.28	
		230.0	54.60	7.46	59.00	8.82	64.20	10.30	69.80	11.60	72.00	11.88	74.80	12.18	76.80	12.44	
		287.6	54.60	7.26	59.00	8.64	64.20	10.08	69.80	11.36	72.00	11.66	74.80	11.96	76.80	12.16	
		340.0	54.60	7.08	59.00	8.48	64.20	9.88	69.80	11.14	72.00	11.46	74.80	11.76	76.80	11.90	
	40	92.0	48.40	8.74	52.40	10.14	57.20	11.82	62.00	13.28	64.00	13.60	66.40	13.92	68.40	14.18	
		114.0	48.40	8.60	52.40	10.00	57.20	11.66	62.00	13.12	64.00	13.44	66.40	13.76	68.40	14.02	
		230.0	48.40	7.86	52.40	9.32	57.20	10.86	62.00	12.22	64.00	12.54	66.40	12.86	68.40	13.12	
		287.6	48.40	7.64	52.40	9.12	57.20	10.62	62.00	11.98	64.00	12.30	66.40	12.62	68.40	12.84	
		340.0	48.40	7.44	52.40	8.94	57.20	10.40	62.00	11.76	64.00	12.08	66.40	12.40	68.40	12.58	
	45	92.0	42.40	9.20	46.00	10.64	50.00	12.42	54.40	13.98	56.00	14.28	58.00	14.62	59.80	14.94	
		114.0	42.40	9.06	46.00	10.50	50.00	12.26	54.40	13.80	56.00	14.10	58.00	14.44	59.80	14.76	
		230.0	42.40	8.26	46.00	9.82	50.00	11.44	54.40	12.86	56.00	13.20	58.00	13.54	59.80	13.80	
		287.6	42.40	8.02	46.00	9.60	50.00	11.18	54.40	12.62	56.00	12.94	58.00	13.28	59.80	13.52	
		340.0	42.40	7.80	46.00	9.40	50.00	10.94	54.40	12.40	56.00	12.70	58.00	13.04	59.80	13.26	
	120	10	92.0	59.20	3.30	64.00	3.84	69.80	4.44	75.80	5.00	78.00	5.16	81.20	5.28	83.40	5.34
			114.0	59.20	3.24	64.00	3.78	69.80	4.38	75.80	4.94	78.00	5.08	81.20	5.20	83.40	5.28
			230.0	59.20	2.96	64.00	3.52	69.80	4.12	75.80	4.60	78.00	4.72	81.20	4.84	83.40	4.94
			287.6	59.20	2.86	64.00	3.42	69.80	4.02	75.80	4.50	78.00	4.64	81.20	4.74	83.40	4.84
			340.0	59.20	2.76	64.00	3.32	69.80	3.92	75.80	4.40	78.00	4.56	81.20	4.64	83.40	4.74
15		92.0	58.40	4.36	63.20	5.08	69.00	5.90	75.00	6.64	77.20	6.82	80.20	6.98	82.40	7.08	
		114.0	58.40	4.28	63.20	5.02	69.00	5.82	75.00	6.56	77.20	6.74	80.20	6.90	82.40	7.00	
		230.0	58.40	3.92	63.20	4.66	69.00	5.44	75.00	6.12	77.20	6.26	80.20	6.42	82.40	6.56	
		287.6	58.40	3.82	63.20	4.56	69.00	5.32	75.00	5.98	77.20	6.14	80.20	6.30	82.40	6.40	
		340.0	58.40	3.72	63.20	4.46	69.00	5.22	75.00	5.86	77.20	6.04	80.20	6.20	82.40	6.26	
20		92.0	57.80	5.32	62.60	6.18	68.20	7.18	74.20	8.10	76.40	8.28	79.40	8.48	81.60	8.62	
		114.0	57.80	5.24	62.60	6.10	68.20	7.08	74.20	8.00	76.40	8.18	79.40	8.38	81.60	8.52	
		230.0	57.80	4.80	62.60	5.68	68.20	6.60	74.20	7.46	76.40	7.64	79.40	7.84	81.60	7.98	
		287.6	57.80	4.66	62.60	5.56	68.20	6.48	74.20	7.30	76.40	7.48	79.40	7.68	81.60	7.80	

7. Capacity Tables

Combi. (%)	Inlet Water Temp. (°C)	Water Flow Rate (LPM)	Indoor Air Temp. (°C, DB/WB)													
			20.0 / 14.0		23.0 / 16.0		26.0 / 18.0		27.0 / 19.0		28.0 / 20.0		30.0 / 22.0		32.0 / 24.0	
			TC	PI	TC	PI	TC	PI	TC	PI	TC	PI	TC	PI	TC	PI
120	20	340.0	57.80	4.54	62.60	5.46	68.20	6.38	74.20	7.16	76.40	7.34	79.40	7.54	81.60	7.64
	25	92.0	57.80	6.54	62.60	7.60	68.20	8.84	74.20	9.94	76.40	10.18	79.40	10.44	81.60	10.62
		114.0	57.80	6.44	62.60	7.50	68.20	8.72	74.20	9.82	76.40	10.06	79.40	10.30	81.60	10.50
		230.0	57.80	5.90	62.60	6.98	68.20	8.14	74.20	9.16	76.40	9.38	79.40	9.62	81.60	9.82
		287.6	57.80	5.72	62.60	6.82	68.20	7.96	74.20	8.98	76.40	9.20	79.40	9.44	81.60	9.58
		340.0	57.80	5.64	62.60	6.76	68.20	7.88	74.20	8.88	76.40	9.10	79.40	9.34	81.60	9.46
	30	92.0	57.80	7.88	62.60	9.18	68.20	10.70	74.20	12.04	76.40	12.32	79.40	12.62	81.60	12.84
		114.0	57.80	7.76	62.60	9.06	68.20	10.56	74.20	11.88	76.40	12.16	79.40	12.46	81.60	12.68
		230.0	57.80	7.12	62.60	8.44	68.20	9.82	74.20	11.06	76.40	11.34	79.40	11.64	81.60	11.86
		287.6	57.80	6.92	62.60	8.26	68.20	9.62	74.20	10.84	76.40	11.12	79.40	11.42	81.60	11.58
		340.0	57.80	6.74	62.60	8.10	68.20	9.44	74.20	10.64	76.40	10.92	79.40	11.22	81.60	11.32
	35	92.0	53.00	8.10	57.40	9.40	62.40	10.96	67.80	12.34	69.80	12.64	72.60	12.92	74.60	13.16
		114.0	53.00	7.96	57.40	9.28	62.40	10.82	67.80	12.18	69.80	12.48	72.60	12.76	74.60	13.00
		230.0	53.00	7.28	57.40	8.64	62.40	10.08	67.80	11.34	69.80	11.62	72.60	11.94	74.60	12.16
		287.6	53.00	7.08	57.40	8.46	62.40	9.88	67.80	11.12	69.80	11.40	72.60	11.70	74.60	11.88
		340.0	53.00	6.90	57.40	8.30	62.40	9.70	67.80	10.92	69.80	11.20	72.60	11.48	74.60	11.62
	40	92.0	48.00	8.70	52.00	10.12	56.60	11.80	61.60	13.26	63.40	13.58	65.80	13.92	67.60	14.16
		114.0	48.00	8.56	52.00	9.98	56.60	11.64	61.60	13.10	63.40	13.40	65.80	13.74	67.60	13.98
		230.0	48.00	7.86	52.00	9.30	56.60	10.84	61.60	12.20	63.40	12.50	65.80	12.84	67.60	13.08
		287.6	48.00	7.64	52.00	9.10	56.60	10.62	61.60	11.96	63.40	12.28	65.80	12.60	67.60	12.78
340.0		48.00	7.44	52.00	8.92	56.60	10.42	61.60	11.74	63.40	12.08	65.80	12.38	67.60	12.50	
45	92.0	43.00	9.32	46.60	10.82	50.80	12.64	55.40	14.20	57.00	14.54	59.20	14.90	60.80	15.18	
	114.0	43.00	9.18	46.60	10.68	50.80	12.48	55.40	14.02	57.00	14.36	59.20	14.72	60.80	15.00	
	230.0	43.00	8.42	46.60	9.96	50.80	11.62	55.40	13.08	57.00	13.38	59.20	13.74	60.80	14.02	
	287.6	43.00	8.18	46.60	9.74	50.80	11.38	55.40	12.82	57.00	13.16	59.20	13.50	60.80	13.68	
	340.0	43.00	7.96	46.60	9.54	50.80	11.16	55.40	12.58	57.00	12.96	59.20	13.28	60.80	13.38	
110	10	92.0	55.80	3.10	60.40	3.60	65.80	4.22	71.40	4.72	73.60	4.82	76.60	4.98	78.60	5.06
		114.0	55.80	3.06	60.40	3.56	65.80	4.16	71.40	4.66	73.60	4.76	76.60	4.92	78.60	5.00
		230.0	55.80	2.80	60.40	3.30	65.80	3.86	71.40	4.36	73.60	4.48	76.60	4.58	78.60	4.66
		287.6	55.80	2.72	60.40	3.24	65.80	3.76	71.40	4.28	73.60	4.34	76.60	4.50	78.60	4.54
		340.0	55.80	2.64	60.40	3.18	65.80	3.66	71.40	4.20	73.60	4.22	76.60	4.42	78.60	4.44
	15	92.0	55.40	4.16	60.00	4.84	65.40	5.64	71.00	6.34	73.20	6.50	76.00	6.66	78.20	6.78
		114.0	55.40	4.10	60.00	4.78	65.40	5.56	71.00	6.26	73.20	6.42	76.00	6.58	78.20	6.70
		230.0	55.40	3.74	60.00	4.44	65.40	5.18	71.00	5.84	73.20	5.98	76.00	6.14	78.20	6.24
		287.6	55.40	3.66	60.00	4.36	65.40	5.06	71.00	5.72	73.20	5.86	76.00	6.02	78.20	6.10
		340.0	55.40	3.58	60.00	4.28	65.40	4.96	71.00	5.62	73.20	5.76	76.00	5.92	78.20	5.98
	20	92.0	55.20	5.10	59.80	5.94	65.00	6.90	70.80	7.78	72.80	7.96	75.60	8.16	77.80	8.30
		114.0	55.20	5.02	59.80	5.86	65.00	6.82	70.80	7.68	72.80	7.86	75.60	8.06	77.80	8.20
		230.0	55.20	4.58	59.80	5.46	65.00	6.36	70.80	7.16	72.80	7.32	75.60	7.50	77.80	7.66
		287.6	55.20	4.48	59.80	5.34	65.00	6.22	70.80	7.02	72.80	7.20	75.60	7.38	77.80	7.48
		340.0	55.20	4.38	59.80	5.24	65.00	6.10	70.80	6.90	72.80	7.10	75.60	7.28	77.80	7.32
	25	92.0	55.20	6.24	59.80	7.26	65.00	8.46	70.80	9.52	72.80	9.74	75.60	9.98	77.80	10.16
		114.0	55.20	6.14	59.80	7.16	65.00	8.36	70.80	9.40	72.80	9.62	75.60	9.86	77.80	10.04
		230.0	55.20	5.64	59.80	6.68	65.00	7.78	70.80	8.76	72.80	8.98	75.60	9.20	77.80	9.38
		287.6	55.20	5.48	59.80	6.54	65.00	7.62	70.80	8.60	72.80	8.80	75.60	9.04	77.80	9.14
		340.0	55.20	5.38	59.80	6.46	65.00	7.54	70.80	8.50	72.80	8.70	75.60	8.94	77.80	9.02
30	92.0	55.20	7.60	59.80	8.84	65.00	10.30	70.80	11.60	72.80	11.88	75.60	12.16	77.80	12.38	
	114.0	55.20	7.48	59.80	8.72	65.00	10.16	70.80	11.46	72.80	11.74	75.60	12.02	77.80	12.22	
	230.0	55.20	6.86	59.80	8.14	65.00	9.48	70.80	10.66	72.80	10.94	75.60	11.22	77.80	11.42	
	287.6	55.20	6.68	59.80	7.96	65.00	9.28	70.80	10.46	72.80	10.72	75.60	11.00	77.80	11.14	
	340.0	55.20	6.52	59.80	7.80	65.00	9.10	70.80	10.28	72.80	10.52	75.60	10.80	77.80	10.88	
35	92.0	51.40	7.92	55.60	9.20	60.60	10.70	65.80	12.08	67.80	12.36	70.40	12.64	72.40	12.88	
	114.0	51.40	7.80	55.60	9.08	60.60	10.56	65.80	11.92	67.80	12.20	70.40	12.48	72.40	12.72	
	230.0	51.40	7.14	55.60	8.46	60.60	9.86	65.80	11.10	67.80	11.36	70.40	11.66	72.40	11.88	
	287.6	51.40	6.94	55.60	8.28	60.60	9.66	65.80	10.88	67.80	11.16	70.40	11.44	72.40	11.58	

7. Capacity Tables

Combi. (%)	Inlet Water Temp. (°C)	Water Flow Rate (LPM)	Indoor Air Temp. (°C, DB/WB)													
			20.0 / 14.0		23.0 / 16.0		26.0 / 18.0		27.0 / 19.0		28.0 / 20.0		30.0 / 22.0		32.0 / 24.0	
			TC	PI	TC	PI	TC	PI	TC	PI	TC	PI	TC	PI	TC	PI
110	35	340.0	51.40	6.76	55.60	8.12	60.60	9.48	65.80	10.68	67.80	10.98	70.40	11.24	72.40	11.30
		92.0	47.60	8.68	51.60	10.12	56.20	11.78	61.00	13.24	62.80	13.56	65.40	13.90	67.20	14.16
	40	114.0	47.60	8.54	51.60	9.98	56.20	11.64	61.00	13.08	62.80	13.38	65.40	13.72	67.20	13.98
		230.0	47.60	7.84	51.60	9.28	56.20	10.84	61.00	12.18	62.80	12.48	65.40	12.82	67.20	13.06
		287.6	47.60	7.62	51.60	9.08	56.20	10.62	61.00	11.96	62.80	12.26	65.40	12.58	67.20	12.72
		340.0	47.60	7.42	51.60	8.90	56.20	10.42	61.00	11.76	62.80	12.06	65.40	12.36	67.20	12.42
		92.0	43.80	9.46	47.60	11.04	51.60	12.84	56.20	14.42	57.80	14.78	60.20	15.14	61.80	15.42
	45	114.0	43.80	9.32	47.60	10.90	51.60	12.68	56.20	14.24	57.80	14.60	60.20	14.96	61.80	15.22
		230.0	43.80	8.54	47.60	10.12	51.60	11.80	56.20	13.28	57.80	13.60	60.20	13.96	61.80	14.22
		287.6	43.80	8.30	47.60	9.90	51.60	11.56	56.20	13.02	57.80	13.36	60.20	13.72	61.80	13.86
340.0		43.80	8.08	47.60	9.70	51.60	11.34	56.20	12.78	57.80	13.14	60.20	13.50	61.80	13.54	
92.0		52.40	2.94	56.80	3.42	61.80	3.92	67.20	4.48	69.20	4.54	71.80	4.68	74.00	4.78	
100	10	114.0	52.40	2.90	56.80	3.38	61.80	3.88	67.20	4.42	69.20	4.48	71.80	4.62	74.00	4.72
		230.0	52.40	2.66	56.80	3.12	61.80	3.64	67.20	4.12	69.20	4.20	71.80	4.30	74.00	4.40
		287.6	52.40	2.56	56.80	3.06	61.80	3.54	67.20	4.02	69.20	4.12	71.80	4.22	74.00	4.26
		340.0	52.40	2.46	56.80	3.00	61.80	3.44	67.20	3.92	69.20	4.04	71.80	4.14	74.00	4.14
		92.0	52.40	3.98	56.80	4.60	61.80	5.36	67.20	6.04	69.20	6.18	71.80	6.34	74.00	6.46
	15	114.0	52.40	3.92	56.80	4.54	61.80	5.30	67.20	5.96	69.20	6.10	71.80	6.26	74.00	6.38
		230.0	52.40	3.58	56.80	4.24	61.80	4.94	67.20	5.56	69.20	5.70	71.80	5.84	74.00	5.94
		287.6	52.40	3.46	56.80	4.14	61.80	4.82	67.20	5.46	69.20	5.58	71.80	5.72	74.00	5.78
		340.0	52.40	3.36	56.80	4.04	61.80	4.72	67.20	5.36	69.20	5.48	71.80	5.62	74.00	5.64
		92.0	52.40	4.88	56.80	5.66	61.80	6.62	67.20	7.44	69.20	7.64	71.80	7.82	74.00	7.94
20	114.0	52.40	4.80	56.80	5.60	61.80	6.54	67.20	7.34	69.20	7.54	71.80	7.72	74.00	7.84	
	230.0	52.40	4.40	56.80	5.24	61.80	6.10	67.20	6.84	69.20	7.02	71.80	7.20	74.00	7.32	
	287.6	52.40	4.28	56.80	5.12	61.80	5.96	67.20	6.72	69.20	6.88	71.80	7.06	74.00	7.14	
	340.0	52.40	4.18	56.80	5.02	61.80	5.84	67.20	6.62	69.20	6.76	71.80	6.94	74.00	6.98	
	92.0	52.40	5.96	56.80	6.92	61.80	8.06	67.20	9.08	69.20	9.32	71.80	9.54	74.00	9.70	
25	114.0	52.40	5.86	56.80	6.84	61.80	7.96	67.20	8.96	69.20	9.20	71.80	9.42	74.00	9.58	
	230.0	52.40	5.38	56.80	6.36	61.80	7.42	67.20	8.36	69.20	8.56	71.80	8.78	74.00	8.94	
	287.6	52.40	5.24	56.80	6.24	61.80	7.26	67.20	8.18	69.20	8.38	71.80	8.60	74.00	8.70	
	340.0	52.40	5.16	56.80	6.18	61.80	7.20	67.20	8.10	69.20	8.30	71.80	8.52	74.00	8.58	
	92.0	52.40	7.32	56.80	8.52	61.80	9.92	67.20	11.18	69.20	11.44	71.80	11.72	74.00	11.94	
30	114.0	52.40	7.20	56.80	8.42	61.80	9.80	67.20	11.04	69.20	11.30	71.80	11.58	74.00	11.80	
	230.0	52.40	6.60	56.80	7.84	61.80	9.12	67.20	10.28	69.20	10.52	71.80	10.80	74.00	11.00	
	287.6	52.40	6.42	56.80	7.68	61.80	8.94	67.20	10.08	69.20	10.34	71.80	10.60	74.00	10.70	
	340.0	52.40	6.26	56.80	7.54	61.80	8.78	67.20	9.90	69.20	10.18	71.80	10.42	74.00	10.42	
	92.0	49.80	7.74	54.00	9.00	58.80	10.46	63.80	11.80	65.80	12.08	68.40	12.36	70.20	12.60	
35	114.0	49.80	7.62	54.00	8.88	58.80	10.32	63.80	11.64	65.80	11.92	68.40	12.20	70.20	12.44	
	230.0	49.80	6.98	54.00	8.28	58.80	9.64	63.80	10.84	65.80	11.10	68.40	11.40	70.20	11.60	
	287.6	49.80	6.80	54.00	8.10	58.80	9.44	63.80	10.64	65.80	10.90	68.40	11.18	70.20	11.28	
	340.0	49.80	6.64	54.00	7.94	58.80	9.26	63.80	10.46	65.80	10.72	68.40	10.98	70.20	10.98	
	92.0	47.20	8.70	51.00	10.10	55.60	11.76	60.40	13.22	62.20	13.54	64.80	13.88	66.40	14.12	
40	114.0	47.20	8.56	51.00	9.96	55.60	11.62	60.40	13.06	62.20	13.36	64.80	13.70	66.40	13.94	
	230.0	47.20	7.82	51.00	9.28	55.60	10.82	60.40	12.18	62.20	12.46	64.80	12.78	66.40	13.02	
	287.6	47.20	7.62	51.00	9.08	55.60	10.60	60.40	11.94	62.20	12.22	64.80	12.54	66.40	12.66	
	340.0	47.20	7.44	51.00	8.90	55.60	10.40	60.40	11.72	62.20	12.00	64.80	12.32	66.40	12.34	
	92.0	44.40	9.66	48.20	11.20	52.60	13.04	57.20	14.66	58.80	15.02	61.20	15.40	62.80	15.64	
45	114.0	44.40	9.50	48.20	11.06	52.60	12.88	57.20	14.48	58.80	14.82	61.20	15.20	62.80	15.44	
	230.0	44.40	8.66	48.20	10.30	52.60	11.98	57.20	13.50	58.80	13.82	61.20	14.16	62.80	14.42	
	287.6	44.40	8.44	48.20	10.08	52.60	11.74	57.20	13.22	58.80	13.54	61.20	13.90	62.80	14.04	
	340.0	44.40	8.24	48.20	9.88	52.60	11.52	57.20	12.96	58.80	13.28	61.20	13.66	62.80	13.70	
	92.0	47.20	2.50	51.00	2.90	55.60	3.38	60.40	3.84	62.20	3.90	64.80	3.98	66.40	4.12	
90	10	114.0	47.20	2.46	51.00	2.86	55.60	3.34	60.40	3.80	62.20	3.86	64.80	3.94	66.40	4.06
		230.0	47.20	2.28	51.00	2.70	55.60	3.12	60.40	3.56	62.20	3.62	64.80	3.72	66.40	3.78
		287.6	47.20	2.20	51.00	2.62	55.60	3.08	60.40	3.44	62.20	3.54	64.80	3.66	66.40	3.66

7. Capacity Tables

Combi. (%)	Inlet Water Temp. (°C)	Water Flow Rate (LPM)	Indoor Air Temp. (°C, DB/WB)														
			20.0 / 14.0		23.0 / 16.0		26.0 / 18.0		27.0 / 19.0		28.0 / 20.0		30.0 / 22.0		32.0 / 24.0		
			TC	PI	TC	PI	TC	PI	TC	PI	TC	PI	TC	PI	TC	PI	
90	10	340.0	47.20	2.12	51.00	2.54	55.60	3.04	60.40	3.34	62.20	3.46	64.80	3.60	66.40	3.56	
	15	92.0	47.20	3.40	51.00	3.96	55.60	4.60	60.40	5.20	62.20	5.32	64.80	5.44	66.40	5.56	
		114.0	47.20	3.34	51.00	3.92	55.60	4.54	60.40	5.14	62.20	5.26	64.80	5.38	66.40	5.48	
		230.0	47.20	3.08	51.00	3.66	55.60	4.24	60.40	4.80	62.20	4.90	64.80	5.02	66.40	5.12	
		287.6	47.20	3.00	51.00	3.56	55.60	4.16	60.40	4.68	62.20	4.80	64.80	4.94	66.40	4.98	
		340.0	47.20	2.92	51.00	3.46	55.60	4.08	60.40	4.58	62.20	4.70	64.80	4.86	66.40	4.86	
	20	92.0	47.20	4.22	51.00	4.88	55.60	5.70	60.40	6.42	62.20	6.56	64.80	6.74	66.40	6.84	
		114.0	47.20	4.16	51.00	4.82	55.60	5.62	60.40	6.34	62.20	6.48	64.80	6.66	66.40	6.76	
		230.0	47.20	3.80	51.00	4.50	55.60	5.24	60.40	5.90	62.20	6.04	64.80	6.18	66.40	6.32	
		287.6	47.20	3.68	51.00	4.40	55.60	5.14	60.40	5.78	62.20	5.92	64.80	6.08	66.40	6.14	
		340.0	47.20	3.58	51.00	4.30	55.60	5.04	60.40	5.68	62.20	5.82	64.80	5.98	66.40	5.98	
	25	92.0	47.20	5.14	51.00	5.98	55.60	6.94	60.40	7.82	62.20	8.00	64.80	8.20	66.40	8.36	
		114.0	47.20	5.06	51.00	5.90	55.60	6.86	60.40	7.72	62.20	7.90	64.80	8.10	66.40	8.26	
		230.0	47.20	4.62	51.00	5.48	55.60	6.38	60.40	7.20	62.20	7.36	64.80	7.56	66.40	7.70	
		287.6	47.20	4.50	51.00	5.36	55.60	6.26	60.40	7.04	62.20	7.24	64.80	7.42	66.40	7.48	
		340.0	47.20	4.44	51.00	5.30	55.60	6.20	60.40	6.98	62.20	7.16	64.80	7.34	66.40	7.38	
	30	92.0	47.20	6.32	51.00	7.34	55.60	8.54	60.40	9.62	62.20	9.86	64.80	10.10	66.40	10.28	
		114.0	47.20	6.22	51.00	7.24	55.60	8.44	60.40	9.50	62.20	9.74	64.80	9.96	66.40	10.14	
		230.0	47.20	5.70	51.00	6.74	55.60	7.86	60.40	8.84	62.20	9.06	64.80	9.28	66.40	9.46	
		287.6	47.20	5.52	51.00	6.60	55.60	7.70	60.40	8.68	62.20	8.88	64.80	9.12	66.40	9.22	
		340.0	47.20	5.36	51.00	6.48	55.60	7.56	60.40	8.54	62.20	8.72	64.80	8.98	66.40	9.00	
	35	92.0	45.80	6.82	49.60	7.92	54.00	9.22	58.80	10.38	60.60	10.62	63.00	10.88	64.60	11.08	
		114.0	45.80	6.72	49.60	7.82	54.00	9.10	58.80	10.24	60.60	10.48	63.00	10.74	64.60	10.94	
		230.0	45.80	6.14	49.60	7.26	54.00	8.48	58.80	9.54	60.60	9.76	63.00	10.02	64.60	10.20	
		287.6	45.80	5.96	49.60	7.12	54.00	8.30	58.80	9.36	60.60	9.60	63.00	9.84	64.60	9.94	
		340.0	45.80	5.80	49.60	7.00	54.00	8.14	58.80	9.20	60.60	9.46	63.00	9.68	64.60	9.70	
	40	92.0	44.60	7.84	48.20	9.08	52.60	10.58	57.20	11.92	58.80	12.20	61.20	12.50	62.80	12.72	
		114.0	44.60	7.72	48.20	8.96	52.60	10.44	57.20	11.76	58.80	12.04	61.20	12.34	62.80	12.56	
		230.0	44.60	7.04	48.20	8.36	52.60	9.74	57.20	10.96	58.80	11.24	61.20	11.50	62.80	11.74	
		287.6	44.60	6.84	48.20	8.18	52.60	9.54	57.20	10.76	58.80	11.02	61.20	11.30	62.80	11.42	
		340.0	44.60	6.66	48.20	8.02	52.60	9.36	57.20	10.58	58.80	10.82	61.20	11.12	62.80	11.12	
	45	92.0	43.20	8.84	46.80	10.26	51.00	11.94	55.40	13.48	57.20	13.78	59.20	14.12	61.00	14.36	
		114.0	43.20	8.70	46.80	10.12	51.00	11.80	55.40	13.30	57.20	13.60	59.20	13.94	61.00	14.18	
		230.0	43.20	7.96	46.80	9.44	51.00	11.02	55.40	12.38	57.20	12.70	59.20	13.00	61.00	13.26	
		287.6	43.20	7.72	46.80	9.26	51.00	10.80	55.40	12.16	57.20	12.42	59.20	12.78	61.00	12.90	
		340.0	43.20	7.50	46.80	9.10	51.00	10.60	55.40	11.96	57.20	12.16	59.20	12.58	61.00	12.58	
	80	10	92.0	42.00	2.14	45.40	2.44	49.40	2.82	53.80	3.24	55.40	3.28	57.60	3.38	59.20	3.40
			114.0	42.00	2.10	45.40	2.42	49.40	2.80	53.80	3.20	55.40	3.24	57.60	3.34	59.20	3.36
			230.0	42.00	1.88	45.40	2.28	49.40	2.64	53.80	2.94	55.40	3.04	57.60	3.08	59.20	3.14
			287.6	42.00	1.88	45.40	2.20	49.40	2.58	53.80	2.90	55.40	2.94	57.60	3.04	59.20	3.08
			340.0	42.00	1.88	45.40	2.12	49.40	2.52	53.80	2.86	55.40	2.84	57.60	3.00	59.20	3.02
		15	92.0	42.00	2.86	45.40	3.32	49.40	3.86	53.80	4.36	55.40	4.46	57.60	4.58	59.20	4.64
			114.0	42.00	2.82	45.40	3.28	49.40	3.82	53.80	4.30	55.40	4.40	57.60	4.52	59.20	4.58
			230.0	42.00	2.58	45.40	3.06	49.40	3.56	53.80	4.00	55.40	4.12	57.60	4.20	59.20	4.28
			287.6	42.00	2.52	45.40	3.00	49.40	3.48	53.80	3.92	55.40	4.02	57.60	4.14	59.20	4.16
340.0			42.00	2.46	45.40	2.94	49.40	3.40	53.80	3.84	55.40	3.92	57.60	4.08	59.20	4.06	
20		92.0	42.00	3.52	45.40	4.10	49.40	4.78	53.80	5.38	55.40	5.50	57.60	5.64	59.20	5.74	
		114.0	42.00	3.46	45.40	4.04	49.40	4.72	53.80	5.30	55.40	5.42	57.60	5.56	59.20	5.66	
		230.0	42.00	3.18	45.40	3.76	49.40	4.38	53.80	4.94	55.40	5.06	57.60	5.20	59.20	5.28	
		287.6	42.00	3.08	45.40	3.68	49.40	4.30	53.80	4.84	55.40	4.98	57.60	5.10	59.20	5.14	
		340.0	42.00	2.98	45.40	3.60	49.40	4.22	53.80	4.74	55.40	4.90	57.60	5.00	59.20	5.02	
25		92.0	42.00	4.32	45.40	5.00	49.40	5.82	53.80	6.54	55.40	6.72	57.60	6.88	59.20	7.00	
		114.0	42.00	4.24	45.40	4.94	49.40	5.74	53.80	6.46	55.40	6.64	57.60	6.80	59.20	6.92	
		230.0	42.00	3.88	45.40	4.58	49.40	5.36	53.80	6.04	55.40	6.16	57.60	6.34	59.20	6.44	
		287.6	42.00	3.76	45.40	4.50	49.40	5.26	53.80	5.92	55.40	6.06	57.60	6.22	59.20	6.28	

7. Capacity Tables

Combi. (%)	Inlet Water Temp. (°C)	Water Flow Rate (LPM)	Indoor Air Temp. (°C, DB/WB)													
			20.0 / 14.0		23.0 / 16.0		26.0 / 18.0		27.0 / 19.0		28.0 / 20.0		30.0 / 22.0		32.0 / 24.0	
			TC	PI	TC	PI	TC	PI	TC	PI	TC	PI	TC	PI	TC	PI
80	25	340.0	42.00	3.70	45.40	4.46	49.40	5.20	53.80	5.84	55.40	6.00	57.60	6.16	59.20	6.20
	30	92.0	42.00	5.28	45.40	6.14	49.40	7.16	53.80	8.06	55.40	8.24	57.60	8.46	59.20	8.62
		114.0	42.00	5.20	45.40	6.06	49.40	7.08	53.80	7.96	55.40	8.14	57.60	8.36	59.20	8.52
		230.0	42.00	4.78	45.40	5.66	49.40	6.60	53.80	7.42	55.40	7.60	57.60	7.78	59.20	7.94
		287.6	42.00	4.64	45.40	5.52	49.40	6.44	53.80	7.26	55.40	7.46	57.60	7.64	59.20	7.72
		340.0	42.00	4.52	45.40	5.40	49.40	6.30	53.80	7.12	55.40	7.34	57.60	7.52	59.20	7.52
	35	92.0	42.00	5.88	45.40	6.82	49.40	7.94	53.80	8.96	55.40	9.18	57.60	9.40	59.20	9.58
		114.0	42.00	5.78	45.40	6.74	49.40	7.84	53.80	8.84	55.40	9.06	57.60	9.28	59.20	9.46
		230.0	42.00	5.30	45.40	6.28	49.40	7.32	53.80	8.24	55.40	8.44	57.60	8.64	59.20	8.82
		287.6	42.00	5.16	45.40	6.14	49.40	7.18	53.80	8.08	55.40	8.28	57.60	8.50	59.20	8.58
		340.0	42.00	5.04	45.40	6.02	49.40	7.06	53.80	7.94	55.40	8.14	57.60	8.38	59.20	8.36
	40	92.0	42.00	6.96	45.40	8.10	49.40	9.42	53.80	10.62	55.40	10.86	57.60	11.14	59.20	11.32
		114.0	42.00	6.86	45.40	8.00	49.40	9.30	53.80	10.48	55.40	10.72	57.60	11.00	59.20	11.18
		230.0	42.00	6.28	45.40	7.44	49.40	8.66	53.80	9.76	55.40	9.98	57.60	10.24	59.20	10.42
		287.6	42.00	6.10	45.40	7.28	49.40	8.48	53.80	9.56	55.40	9.80	57.60	10.06	59.20	10.16
		340.0	42.00	5.94	45.40	7.14	49.40	8.32	53.80	9.38	55.40	9.64	57.60	9.90	59.20	9.92
	45	92.0	42.00	8.06	45.40	9.38	49.40	10.90	53.80	12.28	55.40	12.54	57.60	12.88	59.20	13.08
		114.0	42.00	7.94	45.40	9.26	49.40	10.76	53.80	12.12	55.40	12.38	57.60	12.72	59.20	12.92
		230.0	42.00	7.26	45.40	8.60	49.40	10.00	53.80	11.28	55.40	11.52	57.60	11.84	59.20	12.04
		287.6	42.00	7.04	45.40	8.42	49.40	9.78	53.80	11.06	55.40	11.32	57.60	11.62	59.20	11.74
340.0		42.00	6.84	45.40	8.26	49.40	9.58	53.80	10.86	55.40	11.14	57.60	11.42	59.20	11.46	
70	10	92.0	36.80	1.74	39.80	2.02	43.40	2.34	47.00	2.64	48.40	2.74	50.40	2.82	51.80	2.82
		114.0	36.80	1.72	39.80	2.00	43.40	2.32	47.00	2.62	48.40	2.70	50.40	2.78	51.80	2.80
		230.0	36.80	1.60	39.80	1.86	43.40	2.18	47.00	2.48	48.40	2.52	50.40	2.60	51.80	2.64
		287.6	36.80	1.56	39.80	1.82	43.40	2.14	47.00	2.40	48.40	2.46	50.40	2.52	51.80	2.56
		340.0	36.80	1.52	39.80	1.78	43.40	2.10	47.00	2.32	48.40	2.40	50.40	2.44	51.80	2.48
	15	92.0	36.80	2.38	39.80	2.76	43.40	3.20	47.00	3.62	48.40	3.72	50.40	3.80	51.80	3.86
		114.0	36.80	2.34	39.80	2.72	43.40	3.16	47.00	3.58	48.40	3.68	50.40	3.76	51.80	3.82
		230.0	36.80	2.14	39.80	2.54	43.40	2.96	47.00	3.34	48.40	3.42	50.40	3.50	51.80	3.56
		287.6	36.80	2.10	39.80	2.48	43.40	2.90	47.00	3.26	48.40	3.34	50.40	3.44	51.80	3.46
		340.0	36.80	2.06	39.80	2.42	43.40	2.84	47.00	3.18	48.40	3.26	50.40	3.38	51.80	3.36
	20	92.0	36.80	2.94	39.80	3.42	43.40	3.98	47.00	4.48	48.40	4.58	50.40	4.68	51.80	4.78
		114.0	36.80	2.90	39.80	3.38	43.40	3.92	47.00	4.42	48.40	4.52	50.40	4.62	51.80	4.72
		230.0	36.80	2.64	39.80	3.14	43.40	3.66	47.00	4.12	48.40	4.20	50.40	4.32	51.80	4.38
		287.6	36.80	2.58	39.80	3.06	43.40	3.58	47.00	4.04	48.40	4.14	50.40	4.24	51.80	4.28
		340.0	36.80	2.52	39.80	2.98	43.40	3.50	47.00	3.96	48.40	4.08	50.40	4.16	51.80	4.18
	25	92.0	36.80	3.58	39.80	4.16	43.40	4.82	47.00	5.44	48.40	5.58	50.40	5.70	51.80	5.82
		114.0	36.80	3.52	39.80	4.10	43.40	4.76	47.00	5.38	48.40	5.50	50.40	5.62	51.80	5.74
		230.0	36.80	3.24	39.80	3.82	43.40	4.46	47.00	5.02	48.40	5.14	50.40	5.26	51.80	5.36
		287.6	36.80	3.14	39.80	3.74	43.40	4.36	47.00	4.92	48.40	5.02	50.40	5.16	51.80	5.22
		340.0	36.80	3.10	39.80	3.70	43.40	4.32	47.00	4.88	48.40	4.98	50.40	5.10	51.80	5.14
30	92.0	36.80	4.40	39.80	5.12	43.40	5.96	47.00	6.70	48.40	6.86	50.40	7.04	51.80	7.16	
	114.0	36.80	4.32	39.80	5.06	43.40	5.88	47.00	6.62	48.40	6.78	50.40	6.96	51.80	7.08	
	230.0	36.80	3.96	39.80	4.70	43.40	5.48	47.00	6.16	48.40	6.32	50.40	6.48	51.80	6.60	
	287.6	36.80	3.86	39.80	4.60	43.40	5.36	47.00	6.04	48.40	6.20	50.40	6.36	51.80	6.42	
	340.0	36.80	3.76	39.80	4.50	43.40	5.26	47.00	5.94	48.40	6.10	50.40	6.26	51.80	6.26	
35	92.0	36.80	4.88	39.80	5.66	43.40	6.62	47.00	7.44	48.40	7.64	50.40	7.82	51.80	7.94	
	114.0	36.80	4.80	39.80	5.60	43.40	6.54	47.00	7.34	48.40	7.54	50.40	7.72	51.80	7.84	
	230.0	36.80	4.40	39.80	5.24	43.40	6.08	47.00	6.84	48.40	7.02	50.40	7.20	51.80	7.32	
	287.6	36.80	4.28	39.80	5.10	43.40	5.96	47.00	6.72	48.40	6.88	50.40	7.06	51.80	7.14	
	340.0	36.80	4.18	39.80	4.98	43.40	5.86	47.00	6.62	48.40	6.76	50.40	6.94	51.80	6.98	
40	92.0	36.80	5.78	39.80	6.72	43.40	7.84	47.00	8.82	48.40	9.02	50.40	9.26	51.80	9.42	
	114.0	36.80	5.70	39.80	6.64	43.40	7.74	47.00	8.70	48.40	8.90	50.40	9.14	51.80	9.30	
	230.0	36.80	5.22	39.80	6.18	43.40	7.22	47.00	8.12	48.40	8.32	50.40	8.52	51.80	8.68	
	287.6	36.80	5.06	39.80	6.06	43.40	7.04	47.00	7.94	48.40	8.16	50.40	8.38	51.80	8.44	

7. Capacity Tables

Combi. (%)	Inlet Water Temp. (°C)	Water Flow Rate (LPM)	Indoor Air Temp. (°C, DB/WB)														
			20.0 / 14.0		23.0 / 16.0		26.0 / 18.0		27.0 / 19.0		28.0 / 20.0		30.0 / 22.0		32.0 / 24.0		
			TC	PI	TC	PI	TC	PI	TC	PI	TC	PI	TC	PI	TC	PI	
70	40	340.0	36.80	4.92	39.80	5.96	43.40	6.88	47.00	7.78	48.40	8.02	50.40	8.26	51.80	8.22	
	45	92.0	36.80	6.68	39.80	7.76	43.40	9.04	47.00	10.20	48.40	10.42	50.40	10.70	51.80	10.90	
		114.0	36.80	6.58	39.80	7.66	43.40	8.94	47.00	10.06	48.40	10.30	50.40	10.56	51.80	10.76	
		230.0	36.80	6.02	39.80	7.14	43.40	8.36	47.00	9.38	48.40	9.62	50.40	9.84	51.80	10.04	
		287.6	36.80	5.86	39.80	7.02	43.40	8.14	47.00	9.18	48.40	9.42	50.40	9.68	51.80	9.74	
		340.0	36.80	5.72	39.80	6.92	43.40	7.94	47.00	9.00	48.40	9.24	50.40	9.54	51.80	9.46	
60	10	92.0	31.40	1.38	34.00	1.62	37.00	1.86	40.20	2.14	41.60	2.20	43.20	2.22	44.40	2.26	
		114.0	31.40	1.36	34.00	1.60	37.00	1.84	40.20	2.12	41.60	2.16	43.20	2.20	44.40	2.24	
		230.0	31.40	1.26	34.00	1.48	37.00	1.74	40.20	1.96	41.60	2.00	43.20	2.06	44.40	2.10	
		287.6	31.40	1.20	34.00	1.46	37.00	1.72	40.20	1.92	41.60	1.96	43.20	2.02	44.40	2.04	
		340.0	31.40	1.14	34.00	1.44	37.00	1.70	40.20	1.88	41.60	1.92	43.20	1.98	44.40	1.98	
	15	92.0	31.40	1.90	34.00	2.20	37.00	2.56	40.20	2.90	41.60	2.96	43.20	3.02	44.40	3.08	
		114.0	31.40	1.86	34.00	2.18	37.00	2.52	40.20	2.86	41.60	2.92	43.20	2.98	44.40	3.04	
		230.0	31.40	1.70	34.00	2.02	37.00	2.36	40.20	2.66	41.60	2.72	43.20	2.80	44.40	2.84	
		287.6	31.40	1.66	34.00	1.98	37.00	2.32	40.20	2.60	41.60	2.66	43.20	2.74	44.40	2.78	
		340.0	31.40	1.62	34.00	1.94	37.00	2.28	40.20	2.54	41.60	2.60	43.20	2.68	44.40	2.72	
	20	92.0	31.40	2.34	34.00	2.72	37.00	3.18	40.20	3.56	41.60	3.66	43.20	3.74	44.40	3.80	
		114.0	31.40	2.30	34.00	2.68	37.00	3.14	40.20	3.52	41.60	3.62	43.20	3.70	44.40	3.76	
		230.0	31.40	2.12	34.00	2.50	37.00	2.92	40.20	3.28	41.60	3.36	43.20	3.44	44.40	3.50	
		287.6	31.40	2.06	34.00	2.44	37.00	2.84	40.20	3.22	41.60	3.28	43.20	3.38	44.40	3.42	
		340.0	31.40	2.00	34.00	2.38	37.00	2.76	40.20	3.16	41.60	3.20	43.20	3.32	44.40	3.34	
	25	92.0	31.40	2.84	34.00	3.32	37.00	3.86	40.20	4.34	41.60	4.44	43.20	4.54	44.40	4.64	
		114.0	31.40	2.80	34.00	3.28	37.00	3.80	40.20	4.28	41.60	4.38	43.20	4.48	44.40	4.58	
		230.0	31.40	2.58	34.00	3.04	37.00	3.54	40.20	4.00	41.60	4.10	43.20	4.20	44.40	4.28	
		287.6	31.40	2.50	34.00	2.98	37.00	3.46	40.20	3.92	41.60	4.02	43.20	4.12	44.40	4.16	
		340.0	31.40	2.46	34.00	2.94	37.00	3.44	40.20	3.86	41.60	3.98	43.20	4.06	44.40	4.12	
	30	92.0	31.40	3.50	34.00	4.06	37.00	4.74	40.20	5.34	41.60	5.46	43.20	5.60	44.40	5.72	
		114.0	31.40	3.44	34.00	4.00	37.00	4.68	40.20	5.28	41.60	5.38	43.20	5.52	44.40	5.64	
		230.0	31.40	3.16	34.00	3.74	37.00	4.36	40.20	4.92	41.60	5.02	43.20	5.16	44.40	5.26	
		287.6	31.40	3.06	34.00	3.68	37.00	4.28	40.20	4.82	41.60	4.94	43.20	5.06	44.40	5.12	
		340.0	31.40	2.96	34.00	3.62	37.00	4.20	40.20	4.72	41.60	4.86	43.20	4.96	44.40	5.00	
	35	92.0	31.40	3.90	34.00	4.54	37.00	5.28	40.20	5.94	41.60	6.08	43.20	6.24	44.40	6.34	
		114.0	31.40	3.84	34.00	4.48	37.00	5.20	40.20	5.86	41.60	6.00	43.20	6.16	44.40	6.26	
		230.0	31.40	3.50	34.00	4.16	37.00	4.84	40.20	5.48	41.60	5.60	43.20	5.72	44.40	5.84	
		287.6	31.40	3.42	34.00	4.08	37.00	4.76	40.20	5.36	41.60	5.48	43.20	5.64	44.40	5.70	
		340.0	31.40	3.34	34.00	4.00	37.00	4.68	40.20	5.26	41.60	5.38	43.20	5.56	44.40	5.58	
	40	92.0	31.40	4.60	34.00	5.36	37.00	6.26	40.20	7.04	41.60	7.20	43.20	7.36	44.40	7.52	
		114.0	31.40	4.52	34.00	5.30	37.00	6.18	40.20	6.94	41.60	7.10	43.20	7.28	44.40	7.42	
		230.0	31.40	4.16	34.00	4.94	37.00	5.74	40.20	6.46	41.60	6.62	43.20	6.80	44.40	6.92	
		287.6	31.40	4.04	34.00	4.82	37.00	5.64	40.20	6.34	41.60	6.50	43.20	6.66	44.40	6.74	
		340.0	31.40	3.94	34.00	4.72	37.00	5.54	40.20	6.24	41.60	6.40	43.20	6.54	44.40	6.58	
	45	92.0	31.40	5.32	34.00	6.16	37.00	7.22	40.20	8.14	41.60	8.32	43.20	8.50	44.40	8.70	
		114.0	31.40	5.24	34.00	6.08	37.00	7.12	40.20	8.04	41.60	8.22	43.20	8.40	44.40	8.58	
		230.0	31.40	4.82	34.00	5.70	37.00	6.64	40.20	7.46	41.60	7.66	43.20	7.86	44.40	8.00	
		287.6	31.40	4.66	34.00	5.58	37.00	6.52	40.20	7.30	41.60	7.50	43.20	7.70	44.40	7.78	
		340.0	31.40	4.52	34.00	5.48	37.00	6.42	40.20	7.16	41.60	7.36	43.20	7.56	44.40	7.58	
	50	10	92.0	26.20	1.20	28.40	1.20	31.00	1.44	33.60	1.58	34.60	1.60	36.00	1.68	37.00	1.68
			114.0	26.20	1.20	28.40	1.20	31.00	1.42	33.60	1.56	34.60	1.58	36.00	1.66	37.00	1.66
			230.0	26.20	1.20	28.40	1.20	31.00	1.30	33.60	1.46	34.60	1.52	36.00	1.52	37.00	1.56
			287.6	26.20	1.20	28.40	1.20	31.00	1.28	33.60	1.42	34.60	1.44	36.00	1.50	37.00	1.50
			340.0	26.20	1.20	28.40	1.20	31.00	1.26	33.60	1.38	34.60	1.36	36.00	1.48	37.00	1.44
		15	92.0	26.20	1.40	28.40	1.64	31.00	1.92	33.60	2.14	34.60	2.20	36.00	2.26	37.00	2.30
			114.0	26.20	1.38	28.40	1.62	31.00	1.90	33.60	2.12	34.60	2.18	36.00	2.24	37.00	2.28
			230.0	26.20	1.26	28.40	1.50	31.00	1.76	33.60	1.98	34.60	2.04	36.00	2.08	37.00	2.12
287.6			26.20	1.22	28.40	1.48	31.00	1.72	33.60	1.94	34.60	1.98	36.00	2.04	37.00	2.06	

7. Capacity Tables

Combi. (%)	Inlet Water Temp. (°C)	Water Flow Rate (LPM)	Indoor Air Temp. (°C, DB/WB)													
			20.0 / 14.0		23.0 / 16.0		26.0 / 18.0		27.0 / 19.0		28.0 / 20.0		30.0 / 22.0		32.0 / 24.0	
			TC	PI	TC	PI	TC	PI	TC	PI	TC	PI	TC	PI	TC	PI
50	15	340.0	26.20	1.18	28.40	1.46	31.00	1.68	33.60	1.90	34.60	1.92	36.00	2.00	37.00	2.00
	20	92.0	26.20	1.74	28.40	2.04	31.00	2.36	33.60	2.64	34.60	2.72	36.00	2.78	37.00	2.84
		114.0	26.20	1.72	28.40	2.02	31.00	2.32	33.60	2.60	34.60	2.68	36.00	2.74	37.00	2.80
		230.0	26.20	1.58	28.40	1.86	31.00	2.16	33.60	2.44	34.60	2.50	36.00	2.58	37.00	2.60
		287.6	26.20	1.52	28.40	1.82	31.00	2.12	33.60	2.40	34.60	2.46	36.00	2.52	37.00	2.56
		340.0	26.20	1.46	28.40	1.78	31.00	2.08	33.60	2.36	34.60	2.42	36.00	2.46	37.00	2.52
	25	92.0	26.20	2.12	28.40	2.46	31.00	2.88	33.60	3.24	34.60	3.32	36.00	3.40	37.00	3.44
		114.0	26.20	2.08	28.40	2.44	31.00	2.84	33.60	3.20	34.60	3.28	36.00	3.36	37.00	3.40
		230.0	26.20	1.90	28.40	2.28	31.00	2.64	33.60	2.98	34.60	3.04	36.00	3.12	37.00	3.20
		287.6	26.20	1.86	28.40	2.22	31.00	2.58	33.60	2.92	34.60	3.00	36.00	3.06	37.00	3.10
		340.0	26.20	1.82	28.40	2.20	31.00	2.56	33.60	2.90	34.60	2.96	36.00	3.04	37.00	3.06
	30	92.0	26.20	2.62	28.40	3.04	31.00	3.54	33.60	4.00	34.60	4.08	36.00	4.18	37.00	4.26
		114.0	26.20	2.58	28.40	3.00	31.00	3.50	33.60	3.94	34.60	4.02	36.00	4.12	37.00	4.20
		230.0	26.20	2.34	28.40	2.80	31.00	3.24	33.60	3.68	34.60	3.74	36.00	3.86	37.00	3.92
		287.6	26.20	2.30	28.40	2.74	31.00	3.20	33.60	3.60	34.60	3.68	36.00	3.78	37.00	3.82
		340.0	26.20	2.26	28.40	2.68	31.00	3.16	33.60	3.52	34.60	3.62	36.00	3.70	37.00	3.72
	35	92.0	26.20	2.90	28.40	3.38	31.00	3.94	33.60	4.42	34.60	4.54	36.00	4.64	37.00	4.72
		114.0	26.20	2.86	28.40	3.34	31.00	3.88	33.60	4.36	34.60	4.48	36.00	4.58	37.00	4.66
		230.0	26.20	2.62	28.40	3.10	31.00	3.62	33.60	4.08	34.60	4.16	36.00	4.28	37.00	4.36
		287.6	26.20	2.56	28.40	3.04	31.00	3.54	33.60	4.00	34.60	4.10	36.00	4.20	37.00	4.24
		340.0	26.20	2.50	28.40	2.98	31.00	3.46	33.60	3.92	34.60	4.04	36.00	4.12	37.00	4.14
	40	92.0	26.20	3.44	28.40	4.00	31.00	4.66	33.60	5.24	34.60	5.38	36.00	5.50	37.00	5.60
		114.0	26.20	3.38	28.40	3.94	31.00	4.60	33.60	5.18	34.60	5.30	36.00	5.42	37.00	5.52
		230.0	26.20	3.10	28.40	3.68	31.00	4.28	33.60	4.82	34.60	4.94	36.00	5.06	37.00	5.16
		287.6	26.20	3.02	28.40	3.60	31.00	4.20	33.60	4.74	34.60	4.84	36.00	4.98	37.00	5.02
		340.0	26.20	2.94	28.40	3.52	31.00	4.12	33.60	4.66	34.60	4.74	36.00	4.90	37.00	4.90
	45	92.0	26.20	4.00	28.40	4.60	31.00	5.40	33.60	6.06	34.60	6.22	36.00	6.36	37.00	6.48
		114.0	26.20	3.94	28.40	4.54	31.00	5.32	33.60	5.98	34.60	6.14	36.00	6.28	37.00	6.40
		230.0	26.20	3.58	28.40	4.24	31.00	4.94	33.60	5.58	34.60	5.70	36.00	5.86	37.00	5.96
		287.6	26.20	3.46	28.40	4.14	31.00	4.86	33.60	5.48	34.60	5.60	36.00	5.74	37.00	5.78
		340.0	26.20	3.36	28.40	4.04	31.00	4.78	33.60	5.38	34.60	5.50	36.00	5.64	37.00	5.62

Note

- TC: Total Capacity(kW), PI : Power Input(kW)
- Capacity tables show the average value of conditions which may occur.
- The minimum flow rate of the product is based on 50% of the rated flow rate or the value indicated in the specification table, whichever is greater. However, when the 'Variable Water Flow Valve Control KIT' is applied, the minimum flow rate is allowed to 40% (gray colored area) of the rated flow rate.
- If the flow rate is less than minimum flow rate and the indoor unit combination ratio exceeds 130%, ask to LG Electronics even if the 'Variable Water Flow Valve Control KIT' is applied.

7. Capacity Tables

CRWM260LAS5

Combi. (%)	Inlet Water Temp. (°C)	Water Flow Rate (LPM)	Indoor Air Temp. (°C, DB/WB)													
			20.0 / 14.0		23.0 / 16.0		26.0 / 18.0		27.0 / 19.0		28.0 / 20.0		30.0 / 22.0		32.0 / 24.0	
			TC	PI	TC	PI	TC	PI	TC	PI	TC	PI	TC	PI	TC	PI
130	10	100.0	67.60	3.81	73.30	4.47	79.80	5.21	86.70	5.84	89.30	5.97	92.90	6.17	95.40	6.25
		124.5	67.60	3.76	73.30	4.40	79.80	5.14	86.70	5.77	89.30	5.90	92.90	6.08	95.40	6.18
		250.0	67.60	3.47	73.30	4.07	79.80	4.76	86.70	5.37	89.30	5.53	92.90	5.64	95.40	5.79
		312.6	67.60	3.38	73.30	4.02	79.80	4.69	86.70	5.26	89.30	5.41	92.90	5.55	95.40	5.62
		340.0	67.60	3.34	73.30	4.00	79.80	4.66	86.70	5.21	89.30	5.36	92.90	5.51	95.40	5.55
	15	100.0	66.50	5.02	72.10	5.86	78.50	6.83	85.30	7.67	87.90	7.85	91.30	8.06	93.90	8.20
		124.5	66.50	4.95	72.10	5.78	78.50	6.74	85.30	7.58	87.90	7.76	91.30	7.95	93.90	8.10
		250.0	66.50	4.55	72.10	5.37	78.50	6.27	85.30	7.06	87.90	7.25	91.30	7.43	93.90	7.58
		312.6	66.50	4.42	72.10	5.28	78.50	6.15	85.30	6.92	87.90	7.10	91.30	7.29	93.90	7.40
		340.0	66.50	4.37	72.10	5.24	78.50	6.10	85.30	6.87	87.90	7.04	91.30	7.24	93.90	7.33
	20	100.0	65.60	6.10	71.10	7.09	77.40	8.27	84.10	9.30	86.60	9.53	89.90	9.75	92.50	9.93
		124.5	65.60	6.00	71.10	7.00	77.40	8.16	84.10	9.18	86.60	9.41	89.90	9.63	92.50	9.81
		250.0	65.60	5.50	71.10	6.54	77.40	7.61	84.10	8.56	86.60	8.77	89.90	9.01	92.50	9.19
		312.6	65.60	5.35	71.10	6.39	77.40	7.45	84.10	8.40	86.60	8.60	89.90	8.82	92.50	8.99
		340.0	65.60	5.29	71.10	6.33	77.40	7.39	84.10	8.34	86.60	8.53	89.90	8.74	92.50	8.91
	25	100.0	65.60	7.53	71.10	8.74	77.40	10.19	84.10	11.49	86.60	11.75	89.90	12.03	92.50	12.24
		124.5	65.60	7.41	71.10	8.63	77.40	10.06	84.10	11.34	86.60	11.60	89.90	11.88	92.50	12.09
		250.0	65.60	6.79	71.10	8.05	77.40	9.37	84.10	10.55	86.60	10.81	89.90	11.12	92.50	11.32
		312.6	65.60	6.59	71.10	7.87	77.40	9.19	84.10	10.34	86.60	10.61	89.90	10.89	92.50	11.07
		340.0	65.60	6.49	71.10	7.78	77.40	9.10	84.10	10.24	86.60	10.50	89.90	10.78	92.50	10.96
30	100.0	65.60	9.04	71.10	10.50	77.40	12.22	84.10	13.77	86.60	14.10	89.90	14.45	92.50	14.68	
	124.5	65.60	8.89	71.10	10.36	77.40	12.06	84.10	13.59	86.60	13.92	89.90	14.27	92.50	14.50	
	250.0	65.60	8.13	71.10	9.66	77.40	11.25	84.10	12.66	86.60	12.98	89.90	13.33	92.50	13.59	
	312.6	65.60	7.91	71.10	9.46	77.40	11.01	84.10	12.42	86.60	12.74	89.90	13.06	92.50	13.29	
	340.0	65.60	7.82	71.10	9.38	77.40	10.91	84.10	12.32	86.60	12.64	89.90	12.94	92.50	13.15	
35	100.0	59.10	9.13	63.90	10.63	69.60	12.37	75.70	13.92	78.00	14.27	81.00	14.61	83.20	14.85	
	124.5	59.10	8.99	63.90	10.49	69.60	12.21	75.70	13.74	78.00	14.09	81.00	14.43	83.20	14.67	
	250.0	59.10	8.24	63.90	9.75	69.60	11.38	75.70	12.82	78.00	13.13	81.00	13.47	83.20	13.75	
	312.6	59.10	8.02	63.90	9.55	69.60	11.14	75.70	12.56	78.00	12.88	81.00	13.21	83.20	13.43	
	340.0	59.10	7.93	63.90	9.47	69.60	11.04	75.70	12.45	78.00	12.78	81.00	13.10	83.20	13.29	
40	100.0	52.40	9.65	56.80	11.20	61.90	13.06	67.20	14.68	69.30	15.03	72.00	15.39	74.10	15.67	
	124.5	52.40	9.49	56.80	11.05	61.90	12.89	67.20	14.49	69.30	14.84	72.00	15.20	74.10	15.48	
	250.0	52.40	8.68	56.80	10.30	61.90	12.01	67.20	13.51	69.30	13.86	72.00	14.22	74.10	14.50	
	312.6	52.40	8.44	56.80	10.08	61.90	11.74	67.20	13.24	69.30	13.59	72.00	13.94	74.10	14.18	
	340.0	52.40	8.34	56.80	9.99	61.90	11.62	67.20	13.12	69.30	13.47	72.00	13.82	74.10	14.04	
45	100.0	45.90	10.17	49.80	11.76	54.10	13.73	58.90	15.45	60.70	15.78	62.90	16.16	64.80	16.50	
	124.5	45.90	10.01	49.80	11.61	54.10	13.55	58.90	15.25	60.70	15.58	62.90	15.96	64.80	16.30	
	250.0	45.90	9.13	49.80	10.85	54.10	12.64	58.90	14.21	60.70	14.59	62.90	14.97	64.80	15.25	
	312.6	45.90	8.86	49.80	10.61	54.10	12.35	58.90	13.94	60.70	14.30	62.90	14.67	64.80	14.93	
	340.0	45.90	8.74	49.80	10.51	54.10	12.22	58.90	13.82	60.70	14.17	62.90	14.54	64.80	14.79	
120	10	100.0	64.10	3.64	69.30	4.24	75.60	4.91	82.10	5.53	84.50	5.70	87.90	5.84	90.30	5.90
		124.5	64.10	3.58	69.30	4.18	75.60	4.85	82.10	5.46	84.50	5.62	87.90	5.76	90.30	5.83
		250.0	64.10	3.27	69.30	3.89	75.60	4.55	82.10	5.09	84.50	5.21	87.90	5.35	90.30	5.46
		312.6	64.10	3.17	69.30	3.78	75.60	4.44	82.10	4.97	84.50	5.13	87.90	5.24	90.30	5.35
		340.0	64.10	3.12	69.30	3.73	75.60	4.39	82.10	4.92	84.50	5.09	87.90	5.19	90.30	5.30
	15	100.0	63.30	4.82	68.50	5.61	74.70	6.52	81.20	7.34	83.60	7.53	86.90	7.71	89.30	7.83
		124.5	63.30	4.74	68.50	5.54	74.70	6.43	81.20	7.25	83.60	7.44	86.90	7.62	89.30	7.74
		250.0	63.30	4.34	68.50	5.15	74.70	6.01	81.20	6.76	83.60	6.92	86.90	7.10	89.30	7.25
		312.6	63.30	4.22	68.50	5.03	74.70	5.88	81.20	6.61	83.60	6.79	86.90	6.96	89.30	7.08
		340.0	63.30	4.17	68.50	4.98	74.70	5.83	81.20	6.55	83.60	6.74	86.90	6.91	89.30	7.01
	20	100.0	62.60	5.88	67.80	6.83	73.90	7.94	80.30	8.95	82.80	9.15	86.00	9.37	88.40	9.53
		124.5	62.60	5.79	67.80	6.74	73.90	7.83	80.30	8.84	82.80	9.04	86.00	9.25	88.40	9.41
250.0		62.60	5.30	67.80	6.27	73.90	7.30	80.30	8.24	82.80	8.44	86.00	8.66	88.40	8.82	
312.6		62.60	5.15	67.80	6.15	73.90	7.16	80.30	8.07	82.80	8.27	86.00	8.48	88.40	8.62	

7. Capacity Tables

Combi. (%)	Inlet Water Temp. (°C)	Water Flow Rate (LPM)	Indoor Air Temp. (°C, DB/WB)													
			20.0 / 14.0		23.0 / 16.0		26.0 / 18.0		27.0 / 19.0		28.0 / 20.0		30.0 / 22.0		32.0 / 24.0	
			TC	PI	TC	PI	TC	PI	TC	PI	TC	PI	TC	PI	TC	PI
120	20	340.0	62.60	5.09	67.80	6.10	73.90	7.11	80.30	8.00	82.80	8.20	86.00	8.41	88.40	8.54
	25	100.0	62.60	7.22	67.80	8.40	73.90	9.77	80.30	10.99	82.80	11.25	86.00	11.54	88.40	11.74
		124.5	62.60	7.11	67.80	8.29	73.90	9.64	80.30	10.85	82.80	11.11	86.00	11.39	88.40	11.60
		250.0	62.60	6.52	67.80	7.71	73.90	8.99	80.30	10.12	82.80	10.37	86.00	10.63	88.40	10.85
		312.6	62.60	6.33	67.80	7.54	73.90	8.80	80.30	9.92	82.80	10.16	86.00	10.43	88.40	10.59
		340.0	62.60	6.24	67.80	7.47	73.90	8.71	80.30	9.82	82.80	10.06	86.00	10.32	88.40	10.46
	30	100.0	62.60	8.71	67.80	10.14	73.90	11.82	80.30	13.30	82.80	13.61	86.00	13.95	88.40	14.19
		124.5	62.60	8.57	67.80	10.01	73.90	11.66	80.30	13.12	82.80	13.43	86.00	13.77	88.40	14.01
		250.0	62.60	7.87	67.80	9.33	73.90	10.85	80.30	12.23	82.80	12.53	86.00	12.86	88.40	13.11
		312.6	62.60	7.65	67.80	9.13	73.90	10.63	80.30	11.98	82.80	12.29	86.00	12.62	88.40	12.80
		340.0	62.60	7.56	67.80	9.05	73.90	10.54	80.30	11.88	82.80	12.19	86.00	12.52	88.40	12.66
	35	100.0	57.40	8.95	62.10	10.39	67.60	12.11	73.50	13.63	75.70	13.96	78.60	14.28	80.80	14.55
		124.5	57.40	8.80	62.10	10.25	67.60	11.95	73.50	13.45	75.70	13.78	78.60	14.10	80.80	14.37
		250.0	57.40	8.05	62.10	9.55	67.60	11.14	73.50	12.53	75.70	12.84	78.60	13.19	80.80	13.43
		312.6	57.40	7.83	62.10	9.35	67.60	10.92	73.50	12.29	75.70	12.60	78.60	12.93	80.80	13.13
		340.0	57.40	7.74	62.10	9.27	67.60	10.83	73.50	12.19	75.70	12.50	78.60	12.82	80.80	12.99
	40	100.0	52.00	9.62	56.30	11.18	61.30	13.03	66.70	14.66	68.70	15.01	71.30	15.38	73.30	15.65
		124.5	52.00	9.46	56.30	11.03	61.30	12.86	66.70	14.47	68.70	14.81	71.30	15.18	73.30	15.45
		250.0	52.00	8.68	56.30	10.28	61.30	11.98	66.70	13.49	68.70	13.81	71.30	14.18	73.30	14.46
		312.6	52.00	8.44	56.30	10.06	61.30	11.74	66.70	13.22	68.70	13.57	71.30	13.92	73.30	14.12
340.0		52.00	8.34	56.30	9.97	61.30	11.64	66.70	13.10	68.70	13.47	71.30	13.81	73.30	13.97	
45	100.0	46.60	10.30	50.50	11.96	55.00	13.96	60.00	15.69	61.70	16.06	64.10	16.47	65.80	16.77	
	124.5	46.60	10.14	50.50	11.80	55.00	13.78	60.00	15.49	61.70	15.85	64.10	16.26	65.80	16.57	
	250.0	46.60	9.31	50.50	11.01	55.00	12.84	60.00	14.45	61.70	14.79	64.10	15.18	65.80	15.50	
	312.6	46.60	9.04	50.50	10.77	55.00	12.58	60.00	14.16	61.70	14.54	64.10	14.91	65.80	15.11	
	340.0	46.60	8.92	50.50	10.67	55.00	12.47	60.00	14.03	61.70	14.44	64.10	14.79	65.80	14.95	
110	10	100.0	60.40	3.43	65.50	3.97	71.30	4.66	77.40	5.22	79.70	5.33	82.90	5.50	85.10	5.59
		124.5	60.40	3.38	65.50	3.92	71.30	4.59	77.40	5.15	79.70	5.27	82.90	5.43	85.10	5.52
		250.0	60.40	3.09	65.50	3.65	71.30	4.26	77.40	4.81	79.70	4.95	82.90	5.06	85.10	5.14
		312.6	60.40	3.01	65.50	3.58	71.30	4.16	77.40	4.73	79.70	4.80	82.90	4.97	85.10	5.02
		340.0	60.40	2.97	65.50	3.55	71.30	4.11	77.40	4.69	79.70	4.74	82.90	4.93	85.10	4.97
	15	100.0	60.00	4.60	65.00	5.34	70.80	6.23	76.90	7.01	79.30	7.18	82.40	7.36	84.70	7.49
		124.5	60.00	4.53	65.00	5.27	70.80	6.14	76.90	6.92	79.30	7.09	82.40	7.27	84.70	7.40
		250.0	60.00	4.14	65.00	4.91	70.80	5.72	76.90	6.45	79.30	6.61	82.40	6.78	84.70	6.90
		312.6	60.00	4.04	65.00	4.81	70.80	5.60	76.90	6.33	79.30	6.47	82.40	6.65	84.70	6.74
		340.0	60.00	4.00	65.00	4.77	70.80	5.55	76.90	6.28	79.30	6.42	82.40	6.60	84.70	6.68
	20	100.0	59.80	5.63	64.70	6.56	70.40	7.63	76.60	8.60	78.90	8.80	81.90	9.01	84.30	9.17
		124.5	59.80	5.54	64.70	6.47	70.40	7.53	76.60	8.49	78.90	8.69	81.90	8.90	84.30	9.06
		250.0	59.80	5.07	64.70	6.03	70.40	7.02	76.60	7.91	78.90	8.09	81.90	8.29	84.30	8.46
		312.6	59.80	4.95	64.70	5.90	70.40	6.88	76.60	7.75	78.90	7.95	81.90	8.16	84.30	8.26
		340.0	59.80	4.90	64.70	5.85	70.40	6.82	76.60	7.69	78.90	7.90	81.90	8.11	84.30	8.18
	25	100.0	59.80	6.89	64.70	8.02	70.40	9.34	76.60	10.52	78.90	10.76	81.90	11.03	84.30	11.23
		124.5	59.80	6.78	64.70	7.91	70.40	9.22	76.60	10.38	78.90	10.62	81.90	10.89	84.30	11.09
		250.0	59.80	6.23	64.70	7.38	70.40	8.60	76.60	9.68	78.90	9.92	81.90	10.16	84.30	10.37
		312.6	59.80	6.05	64.70	7.22	70.40	8.42	76.60	9.50	78.90	9.72	81.90	9.98	84.30	10.10
		340.0	59.80	5.95	64.70	7.14	70.40	8.33	76.60	9.40	78.90	9.61	81.90	9.88	84.30	9.97
30	100.0	59.80	8.40	64.70	9.77	70.40	11.38	76.60	12.82	78.90	13.13	81.90	13.44	84.30	13.68	
	124.5	59.80	8.26	64.70	9.64	70.40	11.23	76.60	12.66	78.90	12.97	81.90	13.28	84.30	13.50	
	250.0	59.80	7.58	64.70	8.99	70.40	10.47	76.60	11.78	78.90	12.09	81.90	12.40	84.30	12.62	
	312.6	59.80	7.38	64.70	8.80	70.40	10.26	76.60	11.56	78.90	11.85	81.90	12.15	84.30	12.31	
	340.0	59.80	7.30	64.70	8.72	70.40	10.17	76.60	11.47	78.90	11.75	81.90	12.05	84.30	12.17	
35	100.0	55.70	8.75	60.30	10.17	65.70	11.83	71.30	13.34	73.50	13.65	76.30	13.97	78.50	14.24	
	124.5	55.70	8.61	60.30	10.04	65.70	11.67	71.30	13.16	73.50	13.47	76.30	13.79	78.50	14.06	
	250.0	55.70	7.89	60.30	9.35	65.70	10.89	71.30	12.27	73.50	12.56	76.30	12.88	78.50	13.13	
	312.6	55.70	7.67	60.30	9.15	65.70	10.67	71.30	12.03	73.50	12.33	76.30	12.64	78.50	12.80	

7. Capacity Tables

Combi. (%)	Inlet Water Temp. (°C)	Water Flow Rate (LPM)	Indoor Air Temp. (°C, DB/WB)													
			20.0 / 14.0		23.0 / 16.0		26.0 / 18.0		27.0 / 19.0		28.0 / 20.0		30.0 / 22.0		32.0 / 24.0	
			TC	PI	TC	PI	TC	PI	TC	PI	TC	PI	TC	PI	TC	PI
110	35	340.0	55.70	7.58	60.30	9.07	65.70	10.58	71.30	11.93	73.50	12.24	76.30	12.54	78.50	12.65
		100.0	51.60	9.60	55.90	11.18	60.80	13.01	66.10	14.64	68.10	14.99	70.80	15.36	72.80	15.64
	40	124.5	51.60	9.44	55.90	11.03	60.80	12.85	66.10	14.45	68.10	14.79	70.80	15.16	72.80	15.44
		250.0	51.60	8.66	55.90	10.26	60.80	11.97	66.10	13.47	68.10	13.79	70.80	14.16	72.80	14.43
		312.6	51.60	8.42	55.90	10.04	60.80	11.73	66.10	13.21	68.10	13.55	70.80	13.90	72.80	14.06
		340.0	51.60	8.32	55.90	9.95	60.80	11.63	66.10	13.10	68.10	13.45	70.80	13.79	72.80	13.90
	45	100.0	47.40	10.45	51.50	12.20	55.90	14.19	60.90	15.94	62.70	16.33	65.20	16.73	67.00	17.04
		124.5	47.40	10.29	51.50	12.04	55.90	14.00	60.90	15.73	62.70	16.12	65.20	16.52	67.00	16.82
		250.0	47.40	9.43	51.50	11.18	55.90	13.04	60.90	14.67	62.70	15.03	65.20	15.43	67.00	15.72
		312.6	47.40	9.17	51.50	10.94	55.90	12.78	60.90	14.38	62.70	14.77	65.20	15.16	67.00	15.32
100	10	340.0	47.40	9.06	51.50	10.84	55.90	12.67	60.90	14.25	62.70	14.66	65.20	15.04	67.00	15.15
		100.0	56.80	3.25	61.50	3.78	67.00	4.33	72.80	4.94	75.00	5.01	77.80	5.18	80.10	5.28
		124.5	56.80	3.20	61.50	3.73	67.00	4.28	72.80	4.88	75.00	4.95	77.80	5.11	80.10	5.21
		250.0	56.80	2.93	61.50	3.45	67.00	4.02	72.80	4.55	75.00	4.64	77.80	4.76	80.10	4.86
		312.6	56.80	2.83	61.50	3.38	67.00	3.92	72.80	4.45	75.00	4.55	77.80	4.66	80.10	4.70
	15	340.0	56.80	2.78	61.50	3.35	67.00	3.87	72.80	4.40	75.00	4.51	77.80	4.62	80.10	4.64
		100.0	56.80	4.39	61.50	5.09	67.00	5.92	72.80	6.68	75.00	6.83	77.80	7.01	80.10	7.13
		124.5	56.80	4.32	61.50	5.02	67.00	5.85	72.80	6.59	75.00	6.74	77.80	6.92	80.10	7.04
		250.0	56.80	3.96	61.50	4.69	67.00	5.46	72.80	6.15	75.00	6.29	77.80	6.45	80.10	6.57
	20	312.6	56.80	3.83	61.50	4.58	67.00	5.33	72.80	6.03	75.00	6.17	77.80	6.33	80.10	6.39
340.0		56.80	3.78	61.50	4.53	67.00	5.28	72.80	5.98	75.00	6.12	77.80	6.28	80.10	6.32	
100.0		56.80	5.40	61.50	6.26	67.00	7.32	72.80	8.22	75.00	8.44	77.80	8.64	80.10	8.78	
124.5		56.80	5.31	61.50	6.19	67.00	7.23	72.80	8.11	75.00	8.33	77.80	8.53	80.10	8.67	
25	250.0	56.80	4.87	61.50	5.79	67.00	6.74	72.80	7.56	75.00	7.75	77.80	7.95	80.10	8.09	
	312.6	56.80	4.73	61.50	5.66	67.00	6.59	72.80	7.43	75.00	7.61	77.80	7.81	80.10	7.89	
	340.0	56.80	4.68	61.50	5.61	67.00	6.53	72.80	7.38	75.00	7.55	77.80	7.75	80.10	7.81	
	100.0	56.80	6.58	61.50	7.65	67.00	8.91	72.80	10.04	75.00	10.30	77.80	10.54	80.10	10.72	
30	124.5	56.80	6.47	61.50	7.55	67.00	8.79	72.80	9.91	75.00	10.16	77.80	10.40	80.10	10.58	
	250.0	56.80	5.94	61.50	7.03	67.00	8.20	72.80	9.23	75.00	9.46	77.80	9.70	80.10	9.88	
	312.6	56.80	5.79	61.50	6.90	67.00	8.03	72.80	9.04	75.00	9.27	77.80	9.51	80.10	9.61	
	340.0	56.80	5.70	61.50	6.83	67.00	7.95	72.80	8.95	75.00	9.18	77.80	9.42	80.10	9.48	
35	100.0	56.80	8.09	61.50	9.42	67.00	10.97	72.80	12.35	75.00	12.64	77.80	12.95	80.10	13.19	
	124.5	56.80	7.96	61.50	9.30	67.00	10.83	72.80	12.19	75.00	12.48	77.80	12.79	80.10	13.03	
	250.0	56.80	7.30	61.50	8.66	67.00	10.08	72.80	11.36	75.00	11.62	77.80	11.93	80.10	12.15	
	312.6	56.80	7.10	61.50	8.48	67.00	9.88	72.80	11.14	75.00	11.42	77.80	11.71	80.10	11.83	
40	340.0	56.80	7.02	61.50	8.41	67.00	9.80	72.80	11.05	75.00	11.34	77.80	11.62	80.10	11.68	
	100.0	54.00	8.55	58.50	9.94	63.70	11.56	69.10	13.03	71.20	13.34	74.10	13.66	76.10	13.92	
	124.5	54.00	8.41	58.50	9.81	63.70	11.41	69.10	12.86	71.20	13.16	74.10	13.48	76.10	13.74	
	250.0	54.00	7.71	58.50	9.15	63.70	10.65	69.10	11.98	71.20	12.27	74.10	12.60	76.10	12.82	
45	312.6	54.00	7.51	58.50	8.95	63.70	10.43	69.10	11.76	71.20	12.05	74.10	12.35	76.10	12.47	
	340.0	54.00	7.43	58.50	8.87	63.70	10.34	69.10	11.67	71.20	11.96	74.10	12.25	76.10	12.31	
	100.0	51.10	9.61	55.30	11.16	60.30	12.99	65.50	14.61	67.40	14.97	70.20	15.34	72.00	15.60	
	124.5	51.10	9.45	55.30	11.01	60.30	12.83	65.50	14.42	67.40	14.77	70.20	15.14	72.00	15.40	
90	10	250.0	51.10	8.64	55.30	10.26	60.30	11.95	65.50	13.45	67.40	13.77	70.20	14.12	72.00	14.38
		312.6	51.10	8.42	55.30	10.04	60.30	11.71	65.50	13.19	67.40	13.51	70.20	13.86	72.00	13.99
		340.0	51.10	8.33	55.30	9.95	60.30	11.61	65.50	13.08	67.40	13.40	70.20	13.75	72.00	13.82
		100.0	48.20	10.67	52.20	12.37	57.00	14.41	61.90	16.20	63.70	16.60	66.30	17.01	68.00	17.29
100	10	124.5	48.20	10.49	52.20	12.21	57.00	14.22	61.90	15.99	63.70	16.38	66.30	16.79	68.00	17.07
		250.0	48.20	9.57	52.20	11.38	57.00	13.24	61.90	14.91	63.70	15.27	66.30	15.64	68.00	15.94
		312.6	48.20	9.33	52.20	11.14	57.00	12.98	61.90	14.61	63.70	14.97	66.30	15.36	68.00	15.52
		340.0	48.20	9.23	52.20	11.04	57.00	12.87	61.90	14.47	63.70	14.83	66.30	15.23	68.00	15.34

7. Capacity Tables

Combi. (%)	Inlet Water Temp. (°C)	Water Flow Rate (LPM)	Indoor Air Temp. (°C, DB/WB)														
			20.0 / 14.0		23.0 / 16.0		26.0 / 18.0		27.0 / 19.0		28.0 / 20.0		30.0 / 22.0		32.0 / 24.0		
			TC	PI	TC	PI	TC	PI	TC	PI	TC	PI	TC	PI	TC	PI	
90	10	340.0	51.10	2.40	55.30	2.85	60.30	3.38	65.50	3.75	67.40	3.88	70.20	4.01	72.00	3.99	
	15	100.0	51.10	3.76	55.30	4.37	60.30	5.09	65.50	5.75	67.40	5.88	70.20	6.01	72.00	6.14	
		124.5	51.10	3.70	55.30	4.32	60.30	5.02	65.50	5.68	67.40	5.81	70.20	5.94	72.00	6.06	
		250.0	51.10	3.41	55.30	4.04	60.30	4.69	65.50	5.30	67.40	5.42	70.20	5.55	72.00	5.66	
		312.6	51.10	3.31	55.30	3.93	60.30	4.60	65.50	5.17	67.40	5.31	70.20	5.46	72.00	5.50	
		340.0	51.10	3.27	55.30	3.88	60.30	4.56	65.50	5.12	67.40	5.26	70.20	5.42	72.00	5.44	
	20	100.0	51.10	4.66	55.30	5.40	60.30	6.29	65.50	7.10	67.40	7.25	70.20	7.45	72.00	7.56	
		124.5	51.10	4.59	55.30	5.33	60.30	6.21	65.50	7.01	67.40	7.16	70.20	7.35	72.00	7.47	
		250.0	51.10	4.20	55.30	4.97	60.30	5.79	65.50	6.52	67.40	6.67	70.20	6.83	72.00	6.98	
		312.6	51.10	4.07	55.30	4.87	60.30	5.68	65.50	6.39	67.40	6.55	70.20	6.72	72.00	6.79	
		340.0	51.10	4.02	55.30	4.82	60.30	5.63	65.50	6.34	67.40	6.50	70.20	6.67	72.00	6.71	
	25	100.0	51.10	5.68	55.30	6.60	60.30	7.67	65.50	8.64	67.40	8.84	70.20	9.07	72.00	9.24	
		124.5	51.10	5.59	55.30	6.51	60.30	7.58	65.50	8.53	67.40	8.73	70.20	8.95	72.00	9.12	
		250.0	51.10	5.11	55.30	6.06	60.30	7.06	65.50	7.95	67.40	8.13	70.20	8.36	72.00	8.50	
		312.6	51.10	4.97	55.30	5.92	60.30	6.92	65.50	7.79	67.40	8.00	70.20	8.20	72.00	8.27	
		340.0	51.10	4.90	55.30	5.85	60.30	6.85	65.50	7.71	67.40	7.92	70.20	8.11	72.00	8.16	
	30	100.0	51.10	6.98	55.30	8.11	60.30	9.44	65.50	10.64	67.40	10.89	70.20	11.16	72.00	11.36	
		124.5	51.10	6.87	55.30	8.00	60.30	9.32	65.50	10.50	67.40	10.75	70.20	11.01	72.00	11.21	
		250.0	51.10	6.29	55.30	7.45	60.30	8.68	65.50	9.77	67.40	10.02	70.20	10.26	72.00	10.45	
		312.6	51.10	6.10	55.30	7.30	60.30	8.50	65.50	9.59	67.40	9.82	70.20	10.08	72.00	10.19	
		340.0	51.10	6.02	55.30	7.24	60.30	8.43	65.50	9.52	67.40	9.74	70.20	10.01	72.00	10.08	
	35	100.0	49.70	7.54	53.80	8.75	58.60	10.19	63.70	11.47	65.60	11.73	68.20	12.02	70.00	12.24	
		124.5	49.70	7.42	53.80	8.63	58.60	10.06	63.70	11.32	65.60	11.58	68.20	11.86	70.00	12.08	
		250.0	49.70	6.78	53.80	8.03	58.60	9.37	63.70	10.55	65.60	10.79	68.20	11.07	70.00	11.28	
		312.6	49.70	6.59	53.80	7.87	58.60	9.17	63.70	10.34	65.60	10.61	68.20	10.87	70.00	10.98	
		340.0	49.70	6.51	53.80	7.81	58.60	9.09	63.70	10.26	65.60	10.54	68.20	10.79	70.00	10.85	
	40	100.0	48.30	8.66	52.30	10.04	57.00	11.69	61.90	13.18	63.70	13.48	66.20	13.81	68.10	14.06	
		124.5	48.30	8.52	52.30	9.91	57.00	11.54	61.90	13.00	63.70	13.30	66.20	13.63	68.10	13.88	
		250.0	48.30	7.79	52.30	9.23	57.00	10.77	61.90	12.11	63.70	12.42	66.20	12.71	68.10	12.97	
		312.6	48.30	7.56	52.30	9.04	57.00	10.55	61.90	11.89	63.70	12.17	66.20	12.49	68.10	12.62	
		340.0	48.30	7.47	52.30	8.96	57.00	10.46	61.90	11.80	63.70	12.07	66.20	12.40	68.10	12.46	
	45	100.0	46.80	9.77	50.70	11.34	55.30	13.19	60.00	14.89	62.00	15.23	64.20	15.61	66.10	15.87	
		124.5	46.80	9.61	50.70	11.19	55.30	13.03	60.00	14.69	62.00	15.03	64.20	15.41	66.10	15.67	
		250.0	46.80	8.80	50.70	10.43	55.30	12.17	60.00	13.68	62.00	14.04	64.20	14.36	66.10	14.65	
		312.6	46.80	8.54	50.70	10.23	55.30	11.93	60.00	13.43	62.00	13.73	64.20	14.12	66.10	14.26	
		340.0	46.80	8.43	50.70	10.15	55.30	11.83	60.00	13.33	62.00	13.59	64.20	14.02	66.10	14.09	
	80	10	100.0	45.40	2.36	49.20	2.69	53.60	3.12	58.30	3.58	60.00	3.62	62.40	3.73	64.10	3.76
			124.5	45.40	2.32	49.20	2.66	53.60	3.09	58.30	3.53	60.00	3.58	62.40	3.68	64.10	3.71
			250.0	45.40	2.08	49.20	2.52	53.60	2.91	58.30	3.25	60.00	3.36	62.40	3.41	64.10	3.47
			312.6	45.40	2.07	49.20	2.44	53.60	2.85	58.30	3.20	60.00	3.25	62.40	3.36	64.10	3.40
			340.0	45.40	2.07	49.20	2.40	53.60	2.82	58.30	3.18	60.00	3.20	62.40	3.34	64.10	3.37
		15	100.0	45.40	3.17	49.20	3.67	53.60	4.27	58.30	4.82	60.00	4.93	62.40	5.06	64.10	5.13
			124.5	45.40	3.12	49.20	3.62	53.60	4.22	58.30	4.75	60.00	4.87	62.40	4.99	64.10	5.06
			250.0	45.40	2.85	49.20	3.38	53.60	3.93	58.30	4.42	60.00	4.55	62.40	4.64	64.10	4.73
			312.6	45.40	2.78	49.20	3.31	53.60	3.85	58.30	4.34	60.00	4.44	62.40	4.57	64.10	4.60
			340.0	45.40	2.75	49.20	3.28	53.60	3.81	58.30	4.30	60.00	4.39	62.40	4.54	64.10	4.55
		20	100.0	45.40	3.89	49.20	4.54	53.60	5.28	58.30	5.94	60.00	6.08	62.40	6.23	64.10	6.35
			124.5	45.40	3.82	49.20	4.48	53.60	5.21	58.30	5.86	60.00	6.00	62.40	6.15	64.10	6.26
			250.0	45.40	3.51	49.20	4.16	53.60	4.84	58.30	5.46	60.00	5.60	62.40	5.74	64.10	5.84
			312.6	45.40	3.41	49.20	4.07	53.60	4.75	58.30	5.35	60.00	5.50	62.40	5.64	64.10	5.68
340.0			45.40	3.36	49.20	4.03	53.60	4.71	58.30	5.30	60.00	5.46	62.40	5.59	64.10	5.62	
25		100.0	45.40	4.77	49.20	5.53	53.60	6.43	58.30	7.23	60.00	7.43	62.40	7.61	64.10	7.73	
		124.5	45.40	4.69	49.20	5.46	53.60	6.34	58.30	7.14	60.00	7.33	62.40	7.51	64.10	7.64	
		250.0	45.40	4.28	49.20	5.07	53.60	5.92	58.30	6.67	60.00	6.81	62.40	7.00	64.10	7.12	
		312.6	45.40	4.16	49.20	4.97	53.60	5.81	58.30	6.54	60.00	6.70	62.40	6.88	64.10	6.94	

7. Capacity Tables

Combi. (%)	Inlet Water Temp. (°C)	Water Flow Rate (LPM)	Indoor Air Temp. (°C, DB/WB)													
			20.0 / 14.0		23.0 / 16.0		26.0 / 18.0		27.0 / 19.0		28.0 / 20.0		30.0 / 22.0		32.0 / 24.0	
			TC	PI	TC	PI	TC	PI	TC	PI	TC	PI	TC	PI	TC	PI
80	25	340.0	45.40	4.09	49.20	4.92	53.60	5.74	58.30	6.46	60.00	6.63	62.40	6.81	64.10	6.85
	30	100.0	45.40	5.83	49.20	6.78	53.60	7.92	58.30	8.91	60.00	9.11	62.40	9.34	64.10	9.53
		124.5	45.40	5.74	49.20	6.69	53.60	7.82	58.30	8.79	60.00	9.00	62.40	9.22	64.10	9.41
		250.0	45.40	5.28	49.20	6.25	53.60	7.29	58.30	8.20	60.00	8.40	62.40	8.60	64.10	8.77
		312.6	45.40	5.13	49.20	6.10	53.60	7.12	58.30	8.03	60.00	8.24	62.40	8.44	64.10	8.54
		340.0	45.40	5.07	49.20	6.04	53.60	7.05	58.30	7.96	60.00	8.18	62.40	8.38	64.10	8.44
	35	100.0	45.40	6.50	49.20	7.54	53.60	8.78	58.30	9.90	60.00	10.14	62.40	10.39	64.10	10.58
		124.5	45.40	6.39	49.20	7.45	53.60	8.67	58.30	9.77	60.00	10.01	62.40	10.25	64.10	10.44
		250.0	45.40	5.86	49.20	6.94	53.60	8.09	58.30	9.11	60.00	9.33	62.40	9.55	64.10	9.74
		312.6	45.40	5.70	49.20	6.79	53.60	7.93	58.30	8.93	60.00	9.15	62.40	9.39	64.10	9.48
		340.0	45.40	5.64	49.20	6.73	53.60	7.87	58.30	8.86	60.00	9.08	62.40	9.33	64.10	9.37
	40	100.0	45.40	7.70	49.20	8.95	53.60	10.41	58.30	11.73	60.00	12.00	62.40	12.31	64.10	12.51
		124.5	45.40	7.58	49.20	8.83	53.60	10.27	58.30	11.58	60.00	11.84	62.40	12.15	64.10	12.35
		250.0	45.40	6.94	49.20	8.22	53.60	9.57	58.30	10.79	60.00	11.03	62.40	11.32	64.10	11.52
		312.6	45.40	6.74	49.20	8.05	53.60	9.37	58.30	10.57	60.00	10.83	62.40	11.12	64.10	11.22
		340.0	45.40	6.66	49.20	7.98	53.60	9.29	58.30	10.48	60.00	10.75	62.40	11.04	64.10	11.09
	45	100.0	45.40	8.90	49.20	10.36	53.60	12.05	58.30	13.57	60.00	13.86	62.40	14.23	64.10	14.45
		124.5	45.40	8.76	49.20	10.22	53.60	11.89	58.30	13.39	60.00	13.68	62.40	14.05	64.10	14.27
		250.0	45.40	8.02	49.20	9.50	53.60	11.05	58.30	12.47	60.00	12.74	62.40	13.08	64.10	13.31
		312.6	45.40	7.77	49.20	9.31	53.60	10.81	58.30	12.22	60.00	12.51	62.40	12.84	64.10	12.97
340.0		45.40	7.67	49.20	9.23	53.60	10.71	58.30	12.12	60.00	12.42	62.40	12.74	64.10	12.82	
70	10	100.0	39.80	1.92	43.10	2.24	47.00	2.59	50.90	2.92	52.40	3.03	54.50	3.12	56.10	3.12
		124.5	39.80	1.89	43.10	2.21	47.00	2.56	50.90	2.89	52.40	2.99	54.50	3.08	56.10	3.09
		250.0	39.80	1.76	43.10	2.05	47.00	2.40	50.90	2.74	52.40	2.79	54.50	2.87	56.10	2.91
		312.6	39.80	1.72	43.10	2.01	47.00	2.36	50.90	2.65	52.40	2.71	54.50	2.79	56.10	2.83
		340.0	39.80	1.70	43.10	1.99	47.00	2.34	50.90	2.61	52.40	2.68	54.50	2.75	56.10	2.79
	15	100.0	39.80	2.63	43.10	3.05	47.00	3.54	50.90	4.00	52.40	4.11	54.50	4.20	56.10	4.27
		124.5	39.80	2.59	43.10	3.01	47.00	3.50	50.90	3.95	52.40	4.06	54.50	4.15	56.10	4.22
		250.0	39.80	2.37	43.10	2.80	47.00	3.27	50.90	3.69	52.40	3.78	54.50	3.87	56.10	3.93
		312.6	39.80	2.32	43.10	2.74	47.00	3.20	50.90	3.61	52.40	3.69	54.50	3.80	56.10	3.83
		340.0	39.80	2.30	43.10	2.71	47.00	3.17	50.90	3.57	52.40	3.65	54.50	3.77	56.10	3.78
	20	100.0	39.80	3.25	43.10	3.78	47.00	4.40	50.90	4.95	52.40	5.06	54.50	5.17	56.10	5.28
		124.5	39.80	3.20	43.10	3.73	47.00	4.34	50.90	4.88	52.40	4.99	54.50	5.10	56.10	5.21
		250.0	39.80	2.92	43.10	3.47	47.00	4.04	50.90	4.55	52.40	4.64	54.50	4.77	56.10	4.84
		312.6	39.80	2.85	43.10	3.38	47.00	3.96	50.90	4.46	52.40	4.57	54.50	4.69	56.10	4.73
		340.0	39.80	2.82	43.10	3.34	47.00	3.92	50.90	4.42	52.40	4.54	54.50	4.65	56.10	4.68
	25	100.0	39.80	3.95	43.10	4.60	47.00	5.33	50.90	6.02	52.40	6.16	54.50	6.30	56.10	6.43
		124.5	39.80	3.89	43.10	4.54	47.00	5.26	50.90	5.95	52.40	6.08	54.50	6.22	56.10	6.34
		250.0	39.80	3.57	43.10	4.22	47.00	4.93	50.90	5.54	52.40	5.68	54.50	5.82	56.10	5.92
		312.6	39.80	3.47	43.10	4.14	47.00	4.82	50.90	5.44	52.40	5.55	54.50	5.70	56.10	5.76
		340.0	39.80	3.42	43.10	4.09	47.00	4.78	50.90	5.39	52.40	5.50	54.50	5.64	56.10	5.68
	30	100.0	39.80	4.86	43.10	5.65	47.00	6.58	50.90	7.40	52.40	7.58	54.50	7.77	56.10	7.92
		124.5	39.80	4.78	43.10	5.58	47.00	6.49	50.90	7.31	52.40	7.49	54.50	7.68	56.10	7.82
		250.0	39.80	4.38	43.10	5.19	47.00	6.05	50.90	6.81	52.40	6.98	54.50	7.16	56.10	7.29
		312.6	39.80	4.26	43.10	5.09	47.00	5.92	50.90	6.67	52.40	6.85	54.50	7.02	56.10	7.10
		340.0	39.80	4.21	43.10	5.04	47.00	5.87	50.90	6.62	52.40	6.80	54.50	6.97	56.10	7.02
	35	100.0	39.80	5.40	43.10	6.26	47.00	7.32	50.90	8.22	52.40	8.44	54.50	8.64	56.10	8.78
		124.5	39.80	5.31	43.10	6.19	47.00	7.23	50.90	8.11	52.40	8.33	54.50	8.53	56.10	8.67
		250.0	39.80	4.87	43.10	5.79	47.00	6.72	50.90	7.56	52.40	7.75	54.50	7.95	56.10	8.09
		312.6	39.80	4.73	43.10	5.64	47.00	6.59	50.90	7.43	52.40	7.61	54.50	7.81	56.10	7.89
		340.0	39.80	4.68	43.10	5.58	47.00	6.54	50.90	7.38	52.40	7.55	54.50	7.75	56.10	7.81
	40	100.0	39.80	6.39	43.10	7.42	47.00	8.66	50.90	9.75	52.40	9.97	54.50	10.23	56.10	10.41
		124.5	39.80	6.29	43.10	7.33	47.00	8.55	50.90	9.62	52.40	9.84	54.50	10.10	56.10	10.28
		250.0	39.80	5.76	43.10	6.83	47.00	7.98	50.90	8.97	52.40	9.19	54.50	9.41	56.10	9.59
		312.6	39.80	5.60	43.10	6.70	47.00	7.79	50.90	8.78	52.40	9.01	54.50	9.25	56.10	9.33

7. Capacity Tables

Combi. (%)	Inlet Water Temp. (°C)	Water Flow Rate (LPM)	Indoor Air Temp. (°C, DB/WB)														
			20.0 / 14.0		23.0 / 16.0		26.0 / 18.0		27.0 / 19.0		28.0 / 20.0		30.0 / 22.0		32.0 / 24.0		
			TC	PI	TC	PI	TC	PI	TC	PI	TC	PI	TC	PI	TC	PI	
70	40	340.0	39.80	5.53	43.10	6.65	47.00	7.71	50.90	8.70	52.40	8.94	54.50	9.19	56.10	9.22	
	45	100.0	39.80	7.39	43.10	8.58	47.00	9.99	50.90	11.28	52.40	11.52	54.50	11.82	56.10	12.04	
		124.5	39.80	7.27	43.10	8.47	47.00	9.87	50.90	11.13	52.40	11.38	54.50	11.66	56.10	11.89	
		250.0	39.80	6.65	43.10	7.89	47.00	9.23	50.90	10.37	52.40	10.63	54.50	10.87	56.10	11.10	
		312.6	39.80	6.47	43.10	7.75	47.00	8.99	50.90	10.14	52.40	10.41	54.50	10.69	56.10	10.77	
		340.0	39.80	6.40	43.10	7.70	47.00	8.89	50.90	10.05	52.40	10.32	54.50	10.62	56.10	10.62	
60	10	100.0	34.10	1.53	36.90	1.79	40.10	2.05	43.60	2.36	45.00	2.43	46.80	2.45	48.10	2.49	
		124.5	34.10	1.51	36.90	1.77	40.10	2.03	43.60	2.33	45.00	2.39	46.80	2.43	48.10	2.47	
		250.0	34.10	1.39	36.90	1.64	40.10	1.93	43.60	2.17	45.00	2.21	46.80	2.28	48.10	2.32	
		312.6	34.10	1.32	36.90	1.62	40.10	1.90	43.60	2.12	45.00	2.17	46.80	2.23	48.10	2.26	
		340.0	34.10	1.29	36.90	1.61	40.10	1.89	43.60	2.10	45.00	2.15	46.80	2.21	48.10	2.23	
	15	100.0	34.10	2.09	36.90	2.43	40.10	2.82	43.60	3.20	45.00	3.28	46.80	3.34	48.10	3.40	
		124.5	34.10	2.05	36.90	2.40	40.10	2.78	43.60	3.16	45.00	3.23	46.80	3.30	48.10	3.36	
		250.0	34.10	1.88	36.90	2.23	40.10	2.61	43.60	2.94	45.00	3.00	46.80	3.09	48.10	3.14	
		312.6	34.10	1.83	36.90	2.19	40.10	2.56	43.60	2.88	45.00	2.94	46.80	3.02	48.10	3.07	
		340.0	34.10	1.81	36.90	2.17	40.10	2.54	43.60	2.85	45.00	2.91	46.80	2.99	48.10	3.04	
	20	100.0	34.10	2.59	36.90	3.01	40.10	3.51	43.60	3.94	45.00	4.04	46.80	4.13	48.10	4.20	
		124.5	34.10	2.55	36.90	2.97	40.10	3.47	43.60	3.89	45.00	3.99	46.80	4.08	48.10	4.15	
		250.0	34.10	2.34	36.90	2.76	40.10	3.23	43.60	3.63	45.00	3.71	46.80	3.80	48.10	3.87	
		312.6	34.10	2.27	36.90	2.70	40.10	3.14	43.60	3.55	45.00	3.63	46.80	3.73	48.10	3.78	
		340.0	34.10	2.24	36.90	2.67	40.10	3.10	43.60	3.52	45.00	3.59	46.80	3.70	48.10	3.74	
	25	100.0	34.10	3.14	36.90	3.67	40.10	4.27	43.60	4.80	45.00	4.91	46.80	5.02	48.10	5.13	
		124.5	34.10	3.09	36.90	3.62	40.10	4.21	43.60	4.74	45.00	4.85	46.80	4.96	48.10	5.06	
		250.0	34.10	2.85	36.90	3.36	40.10	3.91	43.60	4.42	45.00	4.53	46.80	4.64	48.10	4.73	
		312.6	34.10	2.76	36.90	3.29	40.10	3.83	43.60	4.33	45.00	4.44	46.80	4.55	48.10	4.60	
		340.0	34.10	2.72	36.90	3.25	40.10	3.80	43.60	4.27	45.00	4.40	46.80	4.49	48.10	4.55	
	30	100.0	34.10	3.87	36.90	4.49	40.10	5.24	43.60	5.90	45.00	6.04	46.80	6.19	48.10	6.31	
		124.5	34.10	3.81	36.90	4.43	40.10	5.17	43.60	5.83	45.00	5.96	46.80	6.11	48.10	6.23	
		250.0	34.10	3.49	36.90	4.14	40.10	4.82	43.60	5.44	45.00	5.55	46.80	5.70	48.10	5.81	
		312.6	34.10	3.38	36.90	4.06	40.10	4.73	43.60	5.33	45.00	5.46	46.80	5.60	48.10	5.66	
		340.0	34.10	3.33	36.90	4.03	40.10	4.69	43.60	5.28	45.00	5.42	46.80	5.55	48.10	5.60	
	35	100.0	34.10	4.31	36.90	5.01	40.10	5.84	43.60	6.56	45.00	6.72	46.80	6.89	48.10	7.01	
		124.5	34.10	4.24	36.90	4.94	40.10	5.76	43.60	6.47	45.00	6.63	46.80	6.80	48.10	6.92	
		250.0	34.10	3.87	36.90	4.60	40.10	5.35	43.60	6.05	45.00	6.19	46.80	6.33	48.10	6.45	
		312.6	34.10	3.78	36.90	4.51	40.10	5.26	43.60	5.92	45.00	6.06	46.80	6.23	48.10	6.29	
		340.0	34.10	3.74	36.90	4.47	40.10	5.22	43.60	5.87	45.00	6.01	46.80	6.19	48.10	6.23	
	40	100.0	34.10	5.09	36.90	5.92	40.10	6.91	43.60	7.78	45.00	7.96	46.80	8.14	48.10	8.31	
		124.5	34.10	5.01	36.90	5.85	40.10	6.82	43.60	7.67	45.00	7.85	46.80	8.04	48.10	8.20	
		250.0	34.10	4.60	36.90	5.46	40.10	6.35	43.60	7.14	45.00	7.32	46.80	7.51	48.10	7.65	
		312.6	34.10	4.46	36.90	5.33	40.10	6.23	43.60	7.00	45.00	7.18	46.80	7.36	48.10	7.45	
		340.0	34.10	4.41	36.90	5.28	40.10	6.18	43.60	6.95	45.00	7.13	46.80	7.30	48.10	7.37	
	45	100.0	34.10	5.87	36.90	6.81	40.10	7.98	43.60	9.00	45.00	9.20	46.80	9.39	48.10	9.61	
		124.5	34.10	5.78	36.90	6.72	40.10	7.87	43.60	8.88	45.00	9.08	46.80	9.27	48.10	9.48	
		250.0	34.10	5.33	36.90	6.30	40.10	7.34	43.60	8.24	45.00	8.46	46.80	8.68	48.10	8.84	
		312.6	34.10	5.15	36.90	6.17	40.10	7.20	43.60	8.07	45.00	8.29	46.80	8.50	48.10	8.60	
		340.0	34.10	5.08	36.90	6.12	40.10	7.15	43.60	8.00	45.00	8.22	46.80	8.43	48.10	8.50	
	50	10	100.0	28.40	1.22	30.80	1.33	33.50	1.59	36.40	1.74	37.50	1.77	39.00	1.85	40.00	1.86
			124.5	28.40	1.22	30.80	1.32	33.50	1.57	36.40	1.72	37.50	1.75	39.00	1.83	40.00	1.84
			250.0	28.40	1.20	30.80	1.27	33.50	1.44	36.40	1.62	37.50	1.68	39.00	1.68	40.00	1.72
			312.6	28.40	1.20	30.80	1.27	33.50	1.41	36.40	1.57	37.50	1.59	39.00	1.66	40.00	1.66
			340.0	28.40	1.20	30.80	1.27	33.50	1.40	36.40	1.55	37.50	1.55	39.00	1.65	40.00	1.63
		15	100.0	28.40	1.55	30.80	1.81	33.50	2.12	36.40	2.37	37.50	2.43	39.00	2.50	40.00	2.54
			124.5	28.40	1.53	30.80	1.79	33.50	2.10	36.40	2.34	37.50	2.40	39.00	2.47	40.00	2.51
			250.0	28.40	1.40	30.80	1.66	33.50	1.95	36.40	2.19	37.50	2.25	39.00	2.30	40.00	2.34
312.6			28.40	1.35	30.80	1.64	33.50	1.90	36.40	2.15	37.50	2.19	39.00	2.25	40.00	2.27	

7. Capacity Tables

Combi. (%)	Inlet Water Temp. (°C)	Water Flow Rate (LPM)	Indoor Air Temp. (°C, DB/WB)													
			20.0 / 14.0		23.0 / 16.0		26.0 / 18.0		27.0 / 19.0		28.0 / 20.0		30.0 / 22.0		32.0 / 24.0	
			TC	PI	TC	PI	TC	PI	TC	PI	TC	PI	TC	PI	TC	PI
50	15	340.0	28.40	1.33	30.80	1.63	33.50	1.88	36.40	2.13	37.50	2.16	39.00	2.23	40.00	2.24
	20	100.0	28.40	1.92	30.80	2.25	33.50	2.60	36.40	2.92	37.50	3.01	39.00	3.07	40.00	3.14
		124.5	28.40	1.89	30.80	2.22	33.50	2.56	36.40	2.88	37.50	2.97	39.00	3.03	40.00	3.10
		250.0	28.40	1.75	30.80	2.05	33.50	2.39	36.40	2.70	37.50	2.76	39.00	2.85	40.00	2.88
		312.6	28.40	1.68	30.80	2.01	33.50	2.35	36.40	2.66	37.50	2.72	39.00	2.78	40.00	2.82
		340.0	28.40	1.65	30.80	1.99	33.50	2.33	36.40	2.64	37.50	2.70	39.00	2.75	40.00	2.80
	25	100.0	28.40	2.34	30.80	2.72	33.50	3.18	36.40	3.59	37.50	3.67	39.00	3.76	40.00	3.81
		124.5	28.40	2.30	30.80	2.69	33.50	3.14	36.40	3.54	37.50	3.62	39.00	3.71	40.00	3.76
		250.0	28.40	2.11	30.80	2.52	33.50	2.92	36.40	3.29	37.50	3.36	39.00	3.45	40.00	3.53
		312.6	28.40	2.05	30.80	2.45	33.50	2.86	36.40	3.23	37.50	3.31	39.00	3.38	40.00	3.43
		340.0	28.40	2.02	30.80	2.43	33.50	2.83	36.40	3.20	37.50	3.27	39.00	3.36	40.00	3.38
	30	100.0	28.40	2.90	30.80	3.36	33.50	3.92	36.40	4.42	37.50	4.51	39.00	4.62	40.00	4.70
		124.5	28.40	2.85	30.80	3.32	33.50	3.87	36.40	4.36	37.50	4.45	39.00	4.56	40.00	4.64
		250.0	28.40	2.59	30.80	3.09	33.50	3.59	36.40	4.06	37.50	4.14	39.00	4.26	40.00	4.33
		312.6	28.40	2.54	30.80	3.02	33.50	3.53	36.40	3.98	37.50	4.07	39.00	4.18	40.00	4.22
		340.0	28.40	2.52	30.80	2.99	33.50	3.51	36.40	3.94	37.50	4.04	39.00	4.14	40.00	4.17
	35	100.0	28.40	3.21	30.80	3.73	33.50	4.35	36.40	4.88	37.50	5.01	39.00	5.13	40.00	5.21
		124.5	28.40	3.16	30.80	3.68	33.50	4.29	36.40	4.82	37.50	4.94	39.00	5.06	40.00	5.14
		250.0	28.40	2.90	30.80	3.43	33.50	4.00	36.40	4.51	37.50	4.60	39.00	4.73	40.00	4.81
		312.6	28.40	2.82	30.80	3.36	33.50	3.91	36.40	4.42	37.50	4.53	39.00	4.64	40.00	4.69
		340.0	28.40	2.79	30.80	3.33	33.50	3.87	36.40	4.38	37.50	4.50	39.00	4.60	40.00	4.64
	40	100.0	28.40	3.81	30.80	4.42	33.50	5.15	36.40	5.79	37.50	5.94	39.00	6.08	40.00	6.19
		124.5	28.40	3.74	30.80	4.36	33.50	5.08	36.40	5.72	37.50	5.86	39.00	6.00	40.00	6.11
		250.0	28.40	3.43	30.80	4.06	33.50	4.73	36.40	5.33	37.50	5.46	39.00	5.60	40.00	5.70
		312.6	28.40	3.33	30.80	3.98	33.50	4.64	36.40	5.24	37.50	5.35	39.00	5.50	40.00	5.54
		340.0	28.40	3.29	30.80	3.94	33.50	4.60	36.40	5.20	37.50	5.30	39.00	5.46	40.00	5.48
	45	100.0	28.40	4.42	30.80	5.09	33.50	5.97	36.40	6.70	37.50	6.87	39.00	7.03	40.00	7.16
		124.5	28.40	4.35	30.80	5.02	33.50	5.88	36.40	6.61	37.50	6.78	39.00	6.94	40.00	7.07
		250.0	28.40	3.96	30.80	4.69	33.50	5.46	36.40	6.17	37.50	6.30	39.00	6.47	40.00	6.59
		312.6	28.40	3.83	30.80	4.58	33.50	5.37	36.40	6.05	37.50	6.19	39.00	6.35	40.00	6.39
		340.0	28.40	3.78	30.80	4.53	33.50	5.33	36.40	6.00	37.50	6.14	39.00	6.30	40.00	6.31

Note

- TC: Total Capacity(kW), PI : Power Input(kW)
- Capacity tables show the average value of conditions which may occur.
- The minimum flow rate of the product is based on 50% of the rated flow rate or the value indicated in the specification table, whichever is greater.
However, when the 'Variable Water Flow Valve Control KIT' is applied, the minimum flow rate is allowed to 40% (gray colored area) of the rated flow rate.
- If the flow rate is less than minimum flow rate and the indoor unit combination ratio exceeds 130%, ask to LG Electronics even if the 'Variable Water Flow Valve Control KIT' is applied.

7. Capacity Tables

CRWM280LAS5

Combi. (%)	Inlet Water Temp. (°C)	Water Flow Rate (LPM)	Indoor Air Temp. (°C, DB/WB)														
			20.0 / 14.0		23.0 / 16.0		26.0 / 18.0		27.0 / 19.0		28.0 / 20.0		30.0 / 22.0		32.0 / 24.0		
			TC	PI	TC	PI	TC	PI	TC	PI	TC	PI	TC	PI	TC	PI	
130	10	107.6	72.90	4.18	78.90	4.90	85.90	5.72	93.30	6.40	96.20	6.55	100.0	6.76	102.7	6.86	
		134.0	72.90	4.12	78.90	4.83	85.90	5.64	93.30	6.32	96.20	6.47	100.0	6.67	102.7	6.78	
		269.0	72.90	3.81	78.90	4.47	85.90	5.22	93.30	5.89	96.20	6.06	100.0	6.19	102.7	6.35	
		313.2	72.90	3.70	78.90	4.41	85.90	5.14	93.30	5.76	96.20	5.94	100.0	6.09	102.7	6.16	
		345.0	72.90	3.63	78.90	4.38	85.90	5.09	93.30	5.68	96.20	5.86	100.0	6.03	102.7	6.05	
	15	107.6	71.70	5.51	77.70	6.43	84.50	7.49	91.90	8.41	94.70	8.61	98.30	8.84	101.1	8.99	
		134.0	71.70	5.43	77.70	6.34	84.50	7.39	91.90	8.31	94.70	8.51	98.30	8.72	101.1	8.89	
		269.0	71.70	4.99	77.70	5.89	84.50	6.88	91.90	7.74	94.70	7.95	98.30	8.14	101.1	8.32	
		313.2	71.70	4.85	77.70	5.79	84.50	6.74	91.90	7.59	94.70	7.79	98.30	7.99	101.1	8.12	
		345.0	71.70	4.77	77.70	5.73	84.50	6.66	91.90	7.51	94.70	7.70	98.30	7.91	101.1	8.01	
	20	107.6	70.70	6.70	76.50	7.78	83.30	9.07	90.60	10.20	93.30	10.45	96.90	10.69	99.60	10.89	
		134.0	70.70	6.59	76.50	7.68	83.30	8.95	90.60	10.07	93.30	10.32	96.90	10.56	99.60	10.76	
		269.0	70.70	6.03	76.50	7.17	83.30	8.34	90.60	9.39	93.30	9.62	96.90	9.88	99.60	10.08	
		313.2	70.70	5.87	76.50	7.01	83.30	8.17	90.60	9.21	93.30	9.43	96.90	9.68	99.60	9.86	
		345.0	70.70	5.78	76.50	6.92	83.30	8.07	90.60	9.11	93.30	9.32	96.90	9.56	99.60	9.73	
	25	107.6	70.70	8.26	76.50	9.58	83.30	11.17	90.60	12.60	93.30	12.89	96.90	13.19	99.60	13.42	
		134.0	70.70	8.13	76.50	9.46	83.30	11.02	90.60	12.43	93.30	12.72	96.90	13.02	99.60	13.25	
		269.0	70.70	7.45	76.50	8.83	83.30	10.28	90.60	11.57	93.30	11.86	96.90	12.19	99.60	12.41	
		313.2	70.70	7.23	76.50	8.63	83.30	10.08	90.60	11.35	93.30	11.64	96.90	11.95	99.60	12.15	
		345.0	70.70	7.12	76.50	8.53	83.30	9.98	90.60	11.23	93.30	11.52	96.90	11.83	99.60	12.02	
	30	107.6	70.70	9.92	76.50	11.51	83.30	13.41	90.60	15.11	93.30	15.47	96.90	15.85	99.60	16.10	
		134.0	70.70	9.75	76.50	11.36	83.30	13.24	90.60	14.91	93.30	15.27	96.90	15.65	99.60	15.90	
		269.0	70.70	8.92	76.50	10.59	83.30	12.34	90.60	13.89	93.30	14.24	96.90	14.62	99.60	14.91	
		313.2	70.70	8.68	76.50	10.37	83.30	12.08	90.60	13.62	93.30	13.97	96.90	14.33	99.60	14.57	
		345.0	70.70	8.54	76.50	10.24	83.30	11.93	90.60	13.46	93.30	13.81	96.90	14.16	99.60	14.37	
	35	107.6	63.60	10.01	68.80	11.65	74.90	13.57	81.50	15.27	84.00	15.65	87.20	16.03	89.60	16.29	
		134.0	63.60	9.86	68.80	11.50	74.90	13.39	81.50	15.07	84.00	15.45	87.20	15.83	89.60	16.09	
		269.0	63.60	9.04	68.80	10.70	74.90	12.48	81.50	14.06	84.00	14.40	87.20	14.77	89.60	15.08	
		313.2	63.60	8.79	68.80	10.48	74.90	12.22	81.50	13.77	84.00	14.13	87.20	14.49	89.60	14.73	
		345.0	63.60	8.65	68.80	10.35	74.90	12.07	81.50	13.60	84.00	13.97	87.20	14.33	89.60	14.52	
	40	107.6	56.50	10.59	61.20	12.28	66.70	14.32	72.40	16.10	74.70	16.48	77.50	16.88	79.70	17.19	
		134.0	56.50	10.42	61.20	12.12	66.70	14.13	72.40	15.90	74.70	16.28	77.50	16.67	79.70	16.99	
		269.0	56.50	9.52	61.20	11.30	66.70	13.17	72.40	14.82	74.70	15.20	77.50	15.59	79.70	15.91	
		313.2	56.50	9.26	61.20	11.06	66.70	12.88	72.40	14.53	74.70	14.91	77.50	15.29	79.70	15.56	
		345.0	56.50	9.11	61.20	10.92	66.70	12.71	72.40	14.36	74.70	14.74	77.50	15.11	79.70	15.35	
	45	107.6	49.40	11.15	53.60	12.90	58.30	15.06	63.40	16.94	65.30	17.31	67.70	17.73	69.70	18.10	
		134.0	49.40	10.97	53.60	12.73	58.30	14.86	63.40	16.72	65.30	17.09	67.70	17.51	69.70	17.88	
		269.0	49.40	10.01	53.60	11.90	58.30	13.86	63.40	15.58	65.30	16.00	67.70	16.42	69.70	16.73	
		313.2	49.40	9.72	53.60	11.64	58.30	13.55	63.40	15.29	65.30	15.69	67.70	16.09	69.70	16.38	
		345.0	49.40	9.55	53.60	11.49	58.30	13.36	63.40	15.12	65.30	15.50	67.70	15.90	69.70	16.17	
	120	10	107.6	69.00	3.99	74.70	4.65	81.40	5.38	88.40	6.06	91.00	6.25	94.70	6.40	97.30	6.47
			134.0	69.00	3.92	74.70	4.58	81.40	5.31	88.40	5.98	91.00	6.16	94.70	6.31	97.30	6.39
			269.0	69.00	3.59	74.70	4.27	81.40	4.99	88.40	5.58	91.00	5.71	94.70	5.86	97.30	5.99
			313.2	69.00	3.47	74.70	4.14	81.40	4.87	88.40	5.45	91.00	5.63	94.70	5.75	97.30	5.86
			345.0	69.00	3.39	74.70	4.06	81.40	4.79	88.40	5.37	91.00	5.58	94.70	5.68	97.30	5.78
15		107.6	68.20	5.29	73.80	6.15	80.50	7.15	87.40	8.05	90.00	8.26	93.50	8.46	96.10	8.58	
		134.0	68.20	5.20	73.80	6.07	80.50	7.06	87.40	7.95	90.00	8.16	93.50	8.36	96.10	8.48	
		269.0	68.20	4.76	73.80	5.65	80.50	6.59	87.40	7.41	90.00	7.59	93.50	7.79	96.10	7.95	
		313.2	68.20	4.63	73.80	5.52	80.50	6.45	87.40	7.25	90.00	7.45	93.50	7.63	96.10	7.76	
		345.0	68.20	4.55	73.80	5.44	80.50	6.37	87.40	7.16	90.00	7.37	93.50	7.54	96.10	7.65	
20		107.6	67.40	6.45	73.10	7.49	79.60	8.71	86.50	9.82	89.10	10.04	92.60	10.28	95.20	10.45	
		134.0	67.40	6.35	73.10	7.39	79.60	8.59	86.50	9.69	89.10	9.91	92.60	10.15	95.20	10.33	
		269.0	67.40	5.81	73.10	6.88	79.60	8.01	86.50	9.04	89.10	9.26	92.60	9.50	95.20	9.68	
		313.2	67.40	5.65	73.10	6.74	79.60	7.85	86.50	8.85	89.10	9.07	92.60	9.30	95.20	9.46	

7. Capacity Tables

Combi. (%)	Inlet Water Temp. (°C)	Water Flow Rate (LPM)	Indoor Air Temp. (°C, DB/WB)													
			20.0 / 14.0		23.0 / 16.0		26.0 / 18.0		27.0 / 19.0		28.0 / 20.0		30.0 / 22.0		32.0 / 24.0	
			TC	PI	TC	PI	TC	PI	TC	PI	TC	PI	TC	PI	TC	PI
120	20	345.0	67.40	5.56	73.10	6.66	79.60	7.76	86.50	8.74	89.10	8.96	92.60	9.19	95.20	9.33
	25	107.6	67.40	7.92	73.10	9.21	79.60	10.72	86.50	12.05	89.10	12.34	92.60	12.66	95.20	12.88
		134.0	67.40	7.80	73.10	9.09	79.60	10.58	86.50	11.90	89.10	12.19	92.60	12.49	95.20	12.72
		269.0	67.40	7.15	73.10	8.46	79.60	9.86	86.50	11.10	89.10	11.37	92.60	11.66	95.20	11.90
		313.2	67.40	6.94	73.10	8.27	79.60	9.65	86.50	10.88	89.10	11.15	92.60	11.44	95.20	11.61
		345.0	67.40	6.84	73.10	8.19	79.60	9.55	86.50	10.77	89.10	11.03	92.60	11.32	95.20	11.47
	30	107.6	67.40	9.55	73.10	11.13	79.60	12.97	86.50	14.59	89.10	14.93	92.60	15.30	95.20	15.57
		134.0	67.40	9.40	73.10	10.98	79.60	12.80	86.50	14.40	89.10	14.73	92.60	15.10	95.20	15.37
		269.0	67.40	8.63	73.10	10.23	79.60	11.90	86.50	13.41	89.10	13.75	92.60	14.11	95.20	14.37
		313.2	67.40	8.39	73.10	10.01	79.60	11.66	86.50	13.15	89.10	13.48	92.60	13.84	95.20	14.04
		345.0	67.40	8.25	73.10	9.88	79.60	11.52	86.50	13.00	89.10	13.32	92.60	13.68	95.20	13.84
	35	107.6	61.80	9.81	66.90	11.40	72.80	13.28	79.10	14.95	81.50	15.31	84.70	15.66	87.10	15.95
		134.0	61.80	9.65	66.90	11.25	72.80	13.11	79.10	14.75	81.50	15.11	84.70	15.46	87.10	15.75
		269.0	61.80	8.83	66.90	10.48	72.80	12.22	79.10	13.75	81.50	14.08	84.70	14.47	87.10	14.73
		313.2	61.80	8.59	66.90	10.26	72.80	11.97	79.10	13.48	81.50	13.82	84.70	14.18	87.10	14.40
		345.0	61.80	8.45	66.90	10.13	72.80	11.83	79.10	13.32	81.50	13.67	84.70	14.01	87.10	14.20
	40	107.6	56.00	10.55	60.70	12.26	66.00	14.30	71.90	16.08	74.00	16.46	76.80	16.87	78.90	17.17
		134.0	56.00	10.38	60.70	12.10	66.00	14.11	71.90	15.87	74.00	16.24	76.80	16.65	78.90	16.95
		269.0	56.00	9.52	60.70	11.28	66.00	13.15	71.90	14.79	74.00	15.15	76.80	15.56	78.90	15.86
		313.2	56.00	9.26	60.70	11.03	66.00	12.88	71.90	14.50	74.00	14.88	76.80	15.27	78.90	15.49
345.0		56.00	9.11	60.70	10.89	66.00	12.72	71.90	14.33	74.00	14.72	76.80	15.10	78.90	15.27	
45	107.6	50.20	11.30	54.40	13.11	59.30	15.31	64.60	17.21	66.50	17.62	69.00	18.06	70.90	18.40	
	134.0	50.20	11.12	54.40	12.94	59.30	15.11	64.60	16.99	66.50	17.39	69.00	17.83	70.90	18.17	
	269.0	50.20	10.21	54.40	12.08	59.30	14.08	64.60	15.85	66.50	16.22	69.00	16.65	70.90	17.00	
	313.2	50.20	9.92	54.40	11.81	59.30	13.79	64.60	15.53	66.50	15.95	69.00	16.36	70.90	16.58	
	345.0	50.20	9.75	54.40	11.65	59.30	13.62	64.60	15.34	66.50	15.79	69.00	16.19	70.90	16.34	
110	10	107.6	65.10	3.76	70.50	4.36	76.70	5.11	83.30	5.73	85.80	5.85	89.30	6.04	91.70	6.13
		134.0	65.10	3.70	70.50	4.31	76.70	5.04	83.30	5.66	85.80	5.78	89.30	5.96	91.70	6.05
		269.0	65.10	3.39	70.50	4.00	76.70	4.68	83.30	5.28	85.80	5.43	89.30	5.55	91.70	5.64
		313.2	65.10	3.30	70.50	3.92	76.70	4.56	83.30	5.19	85.80	5.27	89.30	5.45	91.70	5.51
		345.0	65.10	3.24	70.50	3.87	76.70	4.48	83.30	5.13	85.80	5.18	89.30	5.39	91.70	5.43
	15	107.6	64.70	5.04	70.00	5.86	76.30	6.83	82.90	7.69	85.40	7.87	88.70	8.07	91.20	8.21
		134.0	64.70	4.96	70.00	5.78	76.30	6.74	82.90	7.59	85.40	7.77	88.70	7.97	91.20	8.11
		269.0	64.70	4.54	70.00	5.38	76.30	6.28	82.90	7.08	85.40	7.25	88.70	7.44	91.20	7.56
		313.2	64.70	4.43	70.00	5.28	76.30	6.14	82.90	6.94	85.40	7.10	88.70	7.30	91.20	7.39
		345.0	64.70	4.36	70.00	5.22	76.30	6.06	82.90	6.86	85.40	7.02	88.70	7.22	91.20	7.29
	20	107.6	64.40	6.18	69.70	7.20	75.90	8.37	82.50	9.43	84.90	9.65	88.20	9.88	90.80	10.06
		134.0	64.40	6.08	69.70	7.10	75.90	8.26	82.50	9.31	84.90	9.53	88.20	9.76	90.80	9.93
		269.0	64.40	5.56	69.70	6.61	75.90	7.70	82.50	8.68	84.90	8.88	88.20	9.10	90.80	9.28
		313.2	64.40	5.43	69.70	6.47	75.90	7.54	82.50	8.50	84.90	8.72	88.20	8.94	90.80	9.06
		345.0	64.40	5.35	69.70	6.39	75.90	7.45	82.50	8.40	84.90	8.63	88.20	8.85	90.80	8.93
	25	107.6	64.40	7.56	69.70	8.80	75.90	10.25	82.50	11.54	84.90	11.80	88.20	12.10	90.80	12.32
		134.0	64.40	7.44	69.70	8.68	75.90	10.12	82.50	11.39	84.90	11.65	88.20	11.95	90.80	12.17
		269.0	64.40	6.83	69.70	8.10	75.90	9.43	82.50	10.62	84.90	10.88	88.20	11.15	90.80	11.37
		313.2	64.40	6.64	69.70	7.92	75.90	9.23	82.50	10.42	84.90	10.66	88.20	10.95	90.80	11.08
		345.0	64.40	6.53	69.70	7.83	75.90	9.14	82.50	10.31	84.90	10.55	88.20	10.84	90.80	10.93
30	107.6	64.40	9.21	69.70	10.72	75.90	12.48	82.50	14.07	84.90	14.40	88.20	14.74	90.80	15.01	
	134.0	64.40	9.06	69.70	10.58	75.90	12.31	82.50	13.89	84.90	14.22	88.20	14.56	90.80	14.82	
	269.0	64.40	8.32	69.70	9.86	75.90	11.48	82.50	12.92	84.90	13.26	88.20	13.60	90.80	13.84	
	313.2	64.40	8.10	69.70	9.65	75.90	11.25	82.50	12.68	84.90	12.99	88.20	13.33	90.80	13.50	
	345.0	64.40	7.97	69.70	9.53	75.90	11.11	82.50	12.54	84.90	12.83	88.20	13.17	90.80	13.30	
35	107.6	59.90	9.60	64.90	11.15	70.70	12.98	76.80	14.64	79.10	14.98	82.20	15.32	84.50	15.62	
	134.0	59.90	9.45	64.90	11.00	70.70	12.81	76.80	14.45	79.10	14.78	82.20	15.12	84.50	15.42	
	269.0	59.90	8.65	64.90	10.26	70.70	11.95	76.80	13.46	79.10	13.77	82.20	14.13	84.50	14.40	
	313.2	59.90	8.41	64.90	10.04	70.70	11.71	76.80	13.19	79.10	13.53	82.20	13.86	84.50	14.04	

7. Capacity Tables

Combi. (%)	Inlet Water Temp. (°C)	Water Flow Rate (LPM)	Indoor Air Temp. (°C, DB/WB)														
			20.0 / 14.0		23.0 / 16.0		26.0 / 18.0		27.0 / 19.0		28.0 / 20.0		30.0 / 22.0		32.0 / 24.0		
			TC	PI	TC	PI	TC	PI	TC	PI	TC	PI	TC	PI	TC	PI	
110	35	345.0	59.90	8.27	64.90	9.91	70.70	11.57	76.80	13.03	79.10	13.39	82.20	13.70	84.50	13.82	
	40	107.6	55.50	10.53	60.20	12.26	65.50	14.27	71.20	16.05	73.30	16.44	76.20	16.84	78.40	17.16	
		134.0	55.50	10.36	60.20	12.09	65.50	14.09	71.20	15.85	73.30	16.22	76.20	16.62	78.40	16.94	
		269.0	55.50	9.50	60.20	11.25	65.50	13.13	71.20	14.77	73.30	15.13	76.20	15.53	78.40	15.82	
		313.2	55.50	9.23	60.20	11.01	65.50	12.87	71.20	14.49	73.30	14.86	76.20	15.24	78.40	15.42	
		345.0	55.50	9.07	60.20	10.87	65.50	12.72	71.20	14.33	73.30	14.70	76.20	15.07	78.40	15.19	
	45	107.6	51.10	11.46	55.50	13.38	60.20	15.56	65.60	17.48	67.50	17.91	70.20	18.35	72.10	18.69	
		134.0	51.10	11.28	55.50	13.20	60.20	15.36	65.60	17.25	67.50	17.68	70.20	18.12	72.10	18.45	
		269.0	51.10	10.35	55.50	12.26	60.20	14.30	65.60	16.09	67.50	16.49	70.20	16.93	72.10	17.24	
		313.2	51.10	10.06	55.50	12.00	60.20	14.02	65.60	15.78	67.50	16.20	70.20	16.62	72.10	16.80	
		345.0	51.10	9.89	55.50	11.85	60.20	13.85	65.60	15.59	67.50	16.03	70.20	16.44	72.10	16.55	
	100	10	107.6	61.10	3.56	66.20	4.14	72.10	4.75	78.40	5.42	80.80	5.50	83.80	5.68	86.30	5.79
			134.0	61.10	3.51	66.20	4.09	72.10	4.70	78.40	5.35	80.80	5.43	83.80	5.61	86.30	5.72
			269.0	61.10	3.22	66.20	3.79	72.10	4.41	78.40	4.99	80.80	5.09	83.80	5.22	86.30	5.33
			313.2	61.10	3.10	66.20	3.70	72.10	4.30	78.40	4.88	80.80	4.99	83.80	5.11	86.30	5.16
345.0			61.10	3.02	66.20	3.65	72.10	4.23	78.40	4.81	80.80	4.93	83.80	5.04	86.30	5.06	
15		107.6	61.10	4.82	66.20	5.58	72.10	6.49	78.40	7.32	80.80	7.49	83.80	7.69	86.30	7.83	
		134.0	61.10	4.74	66.20	5.51	72.10	6.41	78.40	7.22	80.80	7.39	83.80	7.59	86.30	7.73	
		269.0	61.10	4.34	66.20	5.14	72.10	5.99	78.40	6.74	80.80	6.90	83.80	7.08	86.30	7.21	
		313.2	61.10	4.20	66.20	5.02	72.10	5.85	78.40	6.61	80.80	6.76	83.80	6.94	86.30	7.01	
		345.0	61.10	4.12	66.20	4.94	72.10	5.77	78.40	6.53	80.80	6.68	83.80	6.86	86.30	6.90	
20		107.6	61.10	5.92	66.20	6.87	72.10	8.03	78.40	9.02	80.80	9.26	83.80	9.48	86.30	9.63	
		134.0	61.10	5.82	66.20	6.79	72.10	7.93	78.40	8.90	80.80	9.14	83.80	9.36	86.30	9.51	
		269.0	61.10	5.34	66.20	6.35	72.10	7.39	78.40	8.30	80.80	8.50	83.80	8.72	86.30	8.88	
		313.2	61.10	5.19	66.20	6.21	72.10	7.23	78.40	8.14	80.80	8.34	83.80	8.56	86.30	8.65	
		345.0	61.10	5.11	66.20	6.13	72.10	7.14	78.40	8.05	80.80	8.25	83.80	8.47	86.30	8.52	
25		107.6	61.10	7.22	66.20	8.39	72.10	9.77	78.40	11.01	80.80	11.29	83.80	11.56	86.30	11.76	
		134.0	61.10	7.10	66.20	8.29	72.10	9.64	78.40	10.86	80.80	11.14	83.80	11.41	86.30	11.61	
		269.0	61.10	6.52	66.20	7.72	72.10	8.99	78.40	10.13	80.80	10.37	83.80	10.64	86.30	10.84	
		313.2	61.10	6.35	66.20	7.56	72.10	8.81	78.40	9.92	80.80	10.16	83.80	10.43	86.30	10.55	
		345.0	61.10	6.25	66.20	7.49	72.10	8.72	78.40	9.82	80.80	10.06	83.80	10.33	86.30	10.40	
30		107.6	61.10	8.87	66.20	10.33	72.10	12.03	78.40	13.55	80.80	13.86	83.80	14.20	86.30	14.47	
		134.0	61.10	8.73	66.20	10.20	72.10	11.88	78.40	13.37	80.80	13.68	83.80	14.02	86.30	14.29	
		269.0	61.10	8.01	66.20	9.50	72.10	11.06	78.40	12.46	80.80	12.75	83.80	13.09	86.30	13.33	
		313.2	61.10	7.79	66.20	9.30	72.10	10.84	78.40	12.22	80.80	12.53	83.80	12.84	86.30	12.97	
		345.0	61.10	7.66	66.20	9.19	72.10	10.71	78.40	12.08	80.80	12.40	83.80	12.70	86.30	12.75	
35		107.6	58.10	9.38	63.00	10.90	68.50	12.68	74.50	14.30	76.70	14.64	79.70	14.99	81.90	15.27	
		134.0	58.10	9.23	63.00	10.76	68.50	12.51	74.50	14.11	76.70	14.45	79.70	14.80	81.90	15.07	
		269.0	58.10	8.46	63.00	10.04	68.50	11.68	74.50	13.15	76.70	13.46	79.70	13.82	81.90	14.06	
		313.2	58.10	8.24	63.00	9.81	68.50	11.44	74.50	12.90	76.70	13.21	79.70	13.55	81.90	13.68	
		345.0	58.10	8.11	63.00	9.68	68.50	11.30	74.50	12.76	76.70	13.07	79.70	13.39	81.90	13.45	
40	107.6	55.00	10.54	59.60	12.24	64.90	14.25	70.50	16.03	72.60	16.42	75.60	16.82	77.50	17.11		
	134.0	55.00	10.37	59.60	12.07	64.90	14.07	70.50	15.83	72.60	16.20	75.60	16.60	77.50	16.89		
	269.0	55.00	9.48	59.60	11.25	64.90	13.11	70.50	14.76	72.60	15.11	75.60	15.49	77.50	15.78		
	313.2	55.00	9.23	59.60	11.01	64.90	12.84	70.50	14.47	72.60	14.82	75.60	15.20	77.50	15.35		
	345.0	55.00	9.09	59.60	10.87	64.90	12.68	70.50	14.30	72.60	14.65	75.60	15.03	77.50	15.10		
45	107.6	51.90	11.70	56.20	13.57	61.30	15.81	66.70	17.77	68.60	18.20	71.40	18.66	73.30	18.96		
	134.0	51.90	11.50	56.20	13.39	61.30	15.60	66.70	17.54	68.60	17.96	71.40	18.41	73.30	18.72		
	269.0	51.90	10.50	56.20	12.48	61.30	14.53	66.70	16.36	68.60	16.75	71.40	17.16	73.30	17.48		
	313.2	51.90	10.23	56.20	12.22	61.30	14.24	66.70	16.02	68.60	16.42	71.40	16.85	73.30	17.02		
	345.0	51.90	10.07	56.20	12.07	61.30	14.07	66.70	15.82	68.60	16.22	71.40	16.66	73.30	16.75		
90	10	107.6	55.00	3.03	59.60	3.51	64.90	4.10	70.50	4.65	72.60	4.73	75.60	4.83	77.50	4.99	
		134.0	55.00	2.98	59.60	3.47	64.90	4.05	70.50	4.60	72.60	4.68	75.60	4.78	77.50	4.92	
		269.0	55.00	2.76	59.60	3.27	64.90	3.79	70.50	4.31	72.60	4.39	75.60	4.52	77.50	4.58	
		313.2	55.00	2.67	59.60	3.17	64.90	3.73	70.50	4.17	72.60	4.30	75.60	4.43	77.50	4.43	

7. Capacity Tables

Combi. (%)	Inlet Water Temp. (°C)	Water Flow Rate (LPM)	Indoor Air Temp. (°C, DB/WB)														
			20.0 / 14.0		23.0 / 16.0		26.0 / 18.0		27.0 / 19.0		28.0 / 20.0		30.0 / 22.0		32.0 / 24.0		
			TC	PI	TC	PI	TC	PI	TC	PI	TC	PI	TC	PI	TC	PI	
90	10	345.0	55.00	2.61	59.60	3.11	64.90	3.70	70.50	4.09	72.60	4.24	75.60	4.38	77.50	4.35	
	15	107.6	55.00	4.13	59.60	4.79	64.90	5.58	70.50	6.31	72.60	6.44	75.60	6.60	77.50	6.74	
		134.0	55.00	4.06	59.60	4.74	64.90	5.51	70.50	6.23	72.60	6.36	75.60	6.52	77.50	6.65	
		269.0	55.00	3.74	59.60	4.43	64.90	5.14	70.50	5.81	72.60	5.94	75.60	6.09	77.50	6.21	
		313.2	55.00	3.63	59.60	4.32	64.90	5.05	70.50	5.67	72.60	5.82	75.60	5.99	77.50	6.03	
		345.0	55.00	3.56	59.60	4.25	64.90	4.99	70.50	5.59	72.60	5.74	75.60	5.93	77.50	5.93	
	20	107.6	55.00	5.11	59.60	5.92	64.90	6.90	70.50	7.78	72.60	7.96	75.60	8.17	77.50	8.29	
		134.0	55.00	5.03	59.60	5.84	64.90	6.81	70.50	7.68	72.60	7.86	75.60	8.07	77.50	8.19	
		269.0	55.00	4.61	59.60	5.45	64.90	6.35	70.50	7.15	72.60	7.32	75.60	7.50	77.50	7.66	
		313.2	55.00	4.47	59.60	5.34	64.90	6.23	70.50	7.01	72.60	7.18	75.60	7.37	77.50	7.45	
		345.0	55.00	4.39	59.60	5.27	64.90	6.15	70.50	6.93	72.60	7.10	75.60	7.29	77.50	7.33	
	25	107.6	55.00	6.22	59.60	7.24	64.90	8.41	70.50	9.48	72.60	9.70	75.60	9.94	77.50	10.13	
		134.0	55.00	6.12	59.60	7.14	64.90	8.31	70.50	9.36	72.60	9.57	75.60	9.82	77.50	10.00	
		269.0	55.00	5.60	59.60	6.65	64.90	7.74	70.50	8.72	72.60	8.92	75.60	9.17	77.50	9.33	
		313.2	55.00	5.45	59.60	6.50	64.90	7.59	70.50	8.54	72.60	8.77	75.60	8.99	77.50	9.07	
		345.0	55.00	5.38	59.60	6.42	64.90	7.51	70.50	8.46	72.60	8.68	75.60	8.90	77.50	8.95	
	30	107.6	55.00	7.65	59.60	8.89	64.90	10.36	70.50	11.67	72.60	11.94	75.60	12.24	77.50	12.46	
		134.0	55.00	7.53	59.60	8.77	64.90	10.23	70.50	11.52	72.60	11.79	75.60	12.07	77.50	12.29	
		269.0	55.00	6.90	59.60	8.17	64.90	9.52	70.50	10.72	72.60	10.99	75.60	11.25	77.50	11.46	
		313.2	55.00	6.69	59.60	8.01	64.90	9.33	70.50	10.52	72.60	10.77	75.60	11.06	77.50	11.17	
		345.0	55.00	6.57	59.60	7.92	64.90	9.22	70.50	10.41	72.60	10.64	75.60	10.95	77.50	11.00	
	35	107.6	53.50	8.27	57.90	9.59	63.10	11.17	68.60	12.58	70.70	12.87	73.50	13.18	75.40	13.43	
		134.0	53.50	8.14	57.90	9.47	63.10	11.02	68.60	12.41	70.70	12.70	73.50	13.01	75.40	13.26	
		269.0	53.50	7.44	57.90	8.81	63.10	10.28	68.60	11.57	70.70	11.83	73.50	12.15	75.40	12.37	
		313.2	53.50	7.23	57.90	8.63	63.10	10.06	68.60	11.35	70.70	11.64	73.50	11.93	75.40	12.04	
		345.0	53.50	7.11	57.90	8.53	63.10	9.93	68.60	11.22	70.70	11.53	73.50	11.80	75.40	11.85	
	40	107.6	52.00	9.50	56.30	11.01	61.30	12.82	66.70	14.45	68.80	14.79	71.30	15.15	73.30	15.42	
		134.0	52.00	9.35	56.30	10.86	61.30	12.65	66.70	14.26	68.80	14.59	71.30	14.95	73.30	15.22	
		269.0	52.00	8.54	56.30	10.13	61.30	11.81	66.70	13.28	68.80	13.62	71.30	13.95	73.30	14.22	
		313.2	52.00	8.30	56.30	9.92	61.30	11.57	66.70	13.04	68.80	13.35	71.30	13.70	73.30	13.84	
		345.0	52.00	8.16	56.30	9.80	61.30	11.43	66.70	12.90	68.80	13.19	71.30	13.56	73.30	13.61	
	45	107.6	50.40	10.72	54.70	12.44	59.50	14.47	64.70	16.34	66.70	16.70	69.10	17.12	71.20	17.40	
		134.0	50.40	10.55	54.70	12.27	59.50	14.29	64.70	16.12	66.70	16.48	69.10	16.90	71.20	17.18	
		269.0	50.40	9.65	54.70	11.44	59.50	13.35	64.70	15.00	66.70	15.40	69.10	15.75	71.20	16.07	
		313.2	50.40	9.36	54.70	11.22	59.50	13.09	64.70	14.73	66.70	15.06	69.10	15.49	71.20	15.64	
		345.0	50.40	9.19	54.70	11.09	59.50	12.94	64.70	14.57	66.70	14.86	69.10	15.34	71.20	15.39	
	80	10	107.6	48.90	2.59	53.00	2.95	57.70	3.42	62.70	3.93	64.60	3.98	67.20	4.10	69.00	4.13
			134.0	48.90	2.54	53.00	2.92	57.70	3.39	62.70	3.88	64.60	3.93	67.20	4.05	69.00	4.08
			269.0	48.90	2.28	53.00	2.76	57.70	3.19	62.70	3.57	64.60	3.68	67.20	3.74	69.00	3.81
			313.2	48.90	2.27	53.00	2.67	57.70	3.13	62.70	3.51	64.60	3.57	67.20	3.68	69.00	3.73
			345.0	48.90	2.27	53.00	2.61	57.70	3.09	62.70	3.48	64.60	3.50	67.20	3.65	69.00	3.68
		15	107.6	48.90	3.47	53.00	4.02	57.70	4.68	62.70	5.29	64.60	5.40	67.20	5.55	69.00	5.63
			134.0	48.90	3.42	53.00	3.97	57.70	4.63	62.70	5.22	64.60	5.33	67.20	5.48	69.00	5.56
			269.0	48.90	3.12	53.00	3.71	57.70	4.32	62.70	4.85	64.60	4.99	67.20	5.09	69.00	5.19
			313.2	48.90	3.05	53.00	3.63	57.70	4.22	62.70	4.76	64.60	4.87	67.20	5.01	69.00	5.05
			345.0	48.90	3.01	53.00	3.58	57.70	4.16	62.70	4.70	64.60	4.79	67.20	4.96	69.00	4.97
		20	107.6	48.90	4.27	53.00	4.98	57.70	5.79	62.70	6.52	64.60	6.67	67.20	6.83	69.00	6.96
			134.0	48.90	4.20	53.00	4.91	57.70	5.71	62.70	6.43	64.60	6.58	67.20	6.74	69.00	6.87
			269.0	48.90	3.85	53.00	4.56	57.70	5.31	62.70	5.99	64.60	6.14	67.20	6.30	69.00	6.40
			313.2	48.90	3.74	53.00	4.47	57.70	5.21	62.70	5.87	64.60	6.03	67.20	6.18	69.00	6.23
345.0			48.90	3.67	53.00	4.41	57.70	5.15	62.70	5.79	64.60	5.96	67.20	6.10	69.00	6.13	
25		107.6	48.90	5.23	53.00	6.06	57.70	7.05	62.70	7.93	64.60	8.14	67.20	8.34	69.00	8.48	
		134.0	48.90	5.14	53.00	5.98	57.70	6.96	62.70	7.83	64.60	8.04	67.20	8.24	69.00	8.38	
		269.0	48.90	4.70	53.00	5.56	57.70	6.50	62.70	7.32	64.60	7.47	67.20	7.68	69.00	7.81	
		313.2	48.90	4.56	53.00	5.45	57.70	6.37	62.70	7.17	64.60	7.34	67.20	7.54	69.00	7.61	

7. Capacity Tables

Combi. (%)	Inlet Water Temp. (°C)	Water Flow Rate (LPM)	Indoor Air Temp. (°C, DB/WB)													
			20.0 / 14.0		23.0 / 16.0		26.0 / 18.0		27.0 / 19.0		28.0 / 20.0		30.0 / 22.0		32.0 / 24.0	
			TC	PI	TC	PI	TC	PI	TC	PI	TC	PI	TC	PI	TC	PI
80	25	345.0	48.90	4.49	53.00	5.40	57.70	6.30	62.70	7.08	64.60	7.27	67.20	7.47	69.00	7.51
	30	107.6	48.90	6.40	53.00	7.44	57.70	8.68	62.70	9.77	64.60	9.99	67.20	10.25	69.00	10.45
		134.0	48.90	6.30	53.00	7.34	57.70	8.57	62.70	9.64	64.60	9.86	67.20	10.12	69.00	10.32
		269.0	48.90	5.79	53.00	6.86	57.70	7.99	62.70	8.99	64.60	9.21	67.20	9.43	69.00	9.62
		313.2	48.90	5.63	53.00	6.69	57.70	7.81	62.70	8.81	64.60	9.04	67.20	9.26	69.00	9.36
		345.0	48.90	5.54	53.00	6.59	57.70	7.70	62.70	8.70	64.60	8.94	67.20	9.16	69.00	9.21
	35	107.6	48.90	7.13	53.00	8.27	57.70	9.63	62.70	10.86	64.60	11.13	67.20	11.40	69.00	11.60
		134.0	48.90	7.01	53.00	8.17	57.70	9.51	62.70	10.72	64.60	10.98	67.20	11.25	69.00	11.45
		269.0	48.90	6.43	53.00	7.61	57.70	8.88	62.70	9.99	64.60	10.23	67.20	10.48	69.00	10.68
		313.2	48.90	6.25	53.00	7.45	57.70	8.70	62.70	9.79	64.60	10.04	67.20	10.30	69.00	10.39
		345.0	48.90	6.15	53.00	7.36	57.70	8.60	62.70	9.68	64.60	9.93	67.20	10.20	69.00	10.22
	40	107.6	48.90	8.44	53.00	9.82	57.70	11.42	62.70	12.87	64.60	13.16	67.20	13.50	69.00	13.72
		134.0	48.90	8.31	53.00	9.69	57.70	11.27	62.70	12.70	64.60	12.99	67.20	13.32	69.00	13.54
		269.0	48.90	7.61	53.00	9.01	57.70	10.50	62.70	11.83	64.60	12.10	67.20	12.41	69.00	12.63
		313.2	48.90	7.39	53.00	8.83	57.70	10.28	62.70	11.59	64.60	11.88	67.20	12.19	69.00	12.31
		345.0	48.90	7.26	53.00	8.72	57.70	10.15	62.70	11.45	64.60	11.75	67.20	12.06	69.00	12.12
	45	107.6	48.90	9.77	53.00	11.36	57.70	13.21	62.70	14.88	64.60	15.20	67.20	15.61	69.00	15.85
		134.0	48.90	9.61	53.00	11.21	57.70	13.03	62.70	14.68	64.60	15.00	67.20	15.41	69.00	15.65
		269.0	48.90	8.79	53.00	10.42	57.70	12.12	62.70	13.68	64.60	13.97	67.20	14.35	69.00	14.59
		313.2	48.90	8.53	53.00	10.21	57.70	11.86	62.70	13.40	64.60	13.73	67.20	14.08	69.00	14.22
345.0		48.90	8.38	53.00	10.09	57.70	11.71	62.70	13.24	64.60	13.59	67.20	13.92	69.00	14.00	
70	10	107.6	42.90	2.11	46.40	2.46	50.60	2.84	54.80	3.20	56.50	3.33	58.70	3.42	60.40	3.42
		134.0	42.90	2.08	46.40	2.43	50.60	2.81	54.80	3.17	56.50	3.28	58.70	3.37	60.40	3.39
		269.0	42.90	1.93	46.40	2.25	50.60	2.64	54.80	3.00	56.50	3.06	58.70	3.15	60.40	3.19
		313.2	42.90	1.89	46.40	2.20	50.60	2.59	54.80	2.91	56.50	2.98	58.70	3.06	60.40	3.10
		345.0	42.90	1.86	46.40	2.17	50.60	2.56	54.80	2.85	56.50	2.93	58.70	3.00	60.40	3.04
	15	107.6	42.90	2.88	46.40	3.35	50.60	3.88	54.80	4.39	56.50	4.50	58.70	4.61	60.40	4.68
		134.0	42.90	2.83	46.40	3.30	50.60	3.83	54.80	4.34	56.50	4.45	58.70	4.56	60.40	4.63
		269.0	42.90	2.60	46.40	3.07	50.60	3.58	54.80	4.05	56.50	4.14	58.70	4.25	60.40	4.32
		313.2	42.90	2.54	46.40	3.00	50.60	3.52	54.80	3.96	56.50	4.05	58.70	4.16	60.40	4.20
		345.0	42.90	2.51	46.40	2.96	50.60	3.48	54.80	3.90	56.50	3.99	58.70	4.11	60.40	4.12
	20	107.6	42.90	3.57	46.40	4.14	50.60	4.82	54.80	5.43	56.50	5.55	58.70	5.67	60.40	5.79
		134.0	42.90	3.51	46.40	4.09	50.60	4.75	54.80	5.36	56.50	5.48	58.70	5.60	60.40	5.71
		269.0	42.90	3.20	46.40	3.81	50.60	4.43	54.80	4.99	56.50	5.09	58.70	5.23	60.40	5.31
		313.2	42.90	3.12	46.40	3.71	50.60	4.34	54.80	4.90	56.50	5.01	58.70	5.14	60.40	5.19
		345.0	42.90	3.07	46.40	3.65	50.60	4.28	54.80	4.84	56.50	4.96	58.70	5.08	60.40	5.11
	25	107.6	42.90	4.34	46.40	5.04	50.60	5.85	54.80	6.60	56.50	6.76	58.70	6.91	60.40	7.05
		134.0	42.90	4.27	46.40	4.97	50.60	5.78	54.80	6.52	56.50	6.67	58.70	6.82	60.40	6.96
		269.0	42.90	3.92	46.40	4.63	50.60	5.41	54.80	6.08	56.50	6.23	58.70	6.38	60.40	6.50
		313.2	42.90	3.81	46.40	4.54	50.60	5.29	54.80	5.96	56.50	6.09	58.70	6.25	60.40	6.32
		345.0	42.90	3.75	46.40	4.49	50.60	5.24	54.80	5.91	56.50	6.03	58.70	6.18	60.40	6.23
	30	107.6	42.90	5.33	46.40	6.20	50.60	7.22	54.80	8.12	56.50	8.32	58.70	8.53	60.40	8.68
		134.0	42.90	5.24	46.40	6.12	50.60	7.12	54.80	8.02	56.50	8.22	58.70	8.42	60.40	8.57
		269.0	42.90	4.80	46.40	5.70	50.60	6.64	54.80	7.47	56.50	7.66	58.70	7.85	60.40	7.99
		313.2	42.90	4.68	46.40	5.58	50.60	6.50	54.80	7.32	56.50	7.52	58.70	7.70	60.40	7.79
		345.0	42.90	4.60	46.40	5.50	50.60	6.42	54.80	7.24	56.50	7.44	58.70	7.62	60.40	7.67
	35	107.6	42.90	5.92	46.40	6.87	50.60	8.03	54.80	9.02	56.50	9.26	58.70	9.48	60.40	9.63
		134.0	42.90	5.82	46.40	6.79	50.60	7.93	54.80	8.90	56.50	9.14	58.70	9.36	60.40	9.51
		269.0	42.90	5.34	46.40	6.35	50.60	7.37	54.80	8.30	56.50	8.50	58.70	8.72	60.40	8.88
		313.2	42.90	5.19	46.40	6.18	50.60	7.23	54.80	8.14	56.50	8.34	58.70	8.56	60.40	8.65
		345.0	42.90	5.11	46.40	6.08	50.60	7.15	54.80	8.05	56.50	8.25	58.70	8.47	60.40	8.52
	40	107.6	42.90	7.01	46.40	8.14	50.60	9.50	54.80	10.70	56.50	10.94	58.70	11.22	60.40	11.42
		134.0	42.90	6.90	46.40	8.04	50.60	9.38	54.80	10.56	56.50	10.80	58.70	11.07	60.40	11.27
		269.0	42.90	6.32	46.40	7.50	50.60	8.75	54.80	9.84	56.50	10.08	58.70	10.33	60.40	10.52
		313.2	42.90	6.14	46.40	7.34	50.60	8.54	54.80	9.63	56.50	9.88	58.70	10.15	60.40	10.23

7. Capacity Tables

Combi. (%)	Inlet Water Temp. (°C)	Water Flow Rate (LPM)	Indoor Air Temp. (°C, DB/WB)														
			20.0 / 14.0		23.0 / 16.0		26.0 / 18.0		27.0 / 19.0		28.0 / 20.0		30.0 / 22.0		32.0 / 24.0		
			TC	PI	TC	PI	TC	PI	TC	PI	TC	PI	TC	PI	TC	PI	
70	40	345.0	42.90	6.03	46.40	7.25	50.60	8.42	54.80	9.51	56.50	9.77	58.70	10.05	60.40	10.06	
		107.6	42.90	8.10	46.40	9.41	50.60	10.96	54.80	12.37	56.50	12.63	58.70	12.96	60.40	13.21	
	45	134.0	42.90	7.97	46.40	9.29	50.60	10.83	54.80	12.20	56.50	12.48	58.70	12.79	60.40	13.04	
		269.0	42.90	7.30	46.40	8.65	50.60	10.13	54.80	11.37	56.50	11.66	58.70	11.93	60.40	12.17	
		313.2	42.90	7.10	46.40	8.50	50.60	9.86	54.80	11.13	56.50	11.42	58.70	11.73	60.40	11.81	
		345.0	42.90	6.99	46.40	8.42	50.60	9.70	54.80	10.99	56.50	11.28	58.70	11.62	60.40	11.59	
60	10	107.6	36.70	1.68	39.70	1.96	43.20	2.25	47.00	2.59	48.50	2.66	50.40	2.69	51.80	2.74	
		134.0	36.70	1.65	39.70	1.94	43.20	2.23	47.00	2.56	48.50	2.62	50.40	2.66	51.80	2.71	
		269.0	36.70	1.52	39.70	1.80	43.20	2.12	47.00	2.38	48.50	2.42	50.40	2.50	51.80	2.55	
		313.2	36.70	1.45	39.70	1.77	43.20	2.08	47.00	2.33	48.50	2.38	50.40	2.44	51.80	2.48	
		345.0	36.70	1.41	39.70	1.75	43.20	2.06	47.00	2.30	48.50	2.35	50.40	2.41	51.80	2.44	
	15	107.6	36.70	2.30	39.70	2.67	43.20	3.10	47.00	3.51	48.50	3.59	50.40	3.66	51.80	3.73	
		134.0	36.70	2.26	39.70	2.64	43.20	3.06	47.00	3.46	48.50	3.54	50.40	3.61	51.80	3.68	
		269.0	36.70	2.07	39.70	2.45	43.20	2.87	47.00	3.23	48.50	3.29	50.40	3.39	51.80	3.45	
		313.2	36.70	2.01	39.70	2.40	43.20	2.81	47.00	3.16	48.50	3.23	50.40	3.32	51.80	3.36	
	20	345.0	36.70	1.98	39.70	2.37	43.20	2.78	47.00	3.12	48.50	3.19	50.40	3.28	51.80	3.31	
		107.6	36.70	2.84	39.70	3.30	43.20	3.85	47.00	4.32	48.50	4.43	50.40	4.53	51.80	4.61	
		134.0	36.70	2.79	39.70	3.25	43.20	3.80	47.00	4.27	48.50	4.38	50.40	4.47	51.80	4.56	
		269.0	36.70	2.56	39.70	3.03	43.20	3.54	47.00	3.98	48.50	4.07	50.40	4.16	51.80	4.25	
	25	313.2	36.70	2.49	39.70	2.96	43.20	3.45	47.00	3.90	48.50	3.98	50.40	4.10	51.80	4.14	
		345.0	36.70	2.45	39.70	2.92	43.20	3.39	47.00	3.85	48.50	3.92	50.40	4.06	51.80	4.07	
		107.6	36.70	3.45	39.70	4.03	43.20	4.68	47.00	5.27	48.50	5.38	50.40	5.51	51.80	5.63	
		134.0	36.70	3.40	39.70	3.98	43.20	4.61	47.00	5.20	48.50	5.31	50.40	5.44	51.80	5.56	
	30	269.0	36.70	3.12	39.70	3.69	43.20	4.29	47.00	4.85	48.50	4.96	50.40	5.09	51.80	5.19	
		313.2	36.70	3.03	39.70	3.61	43.20	4.20	47.00	4.74	48.50	4.87	50.40	4.99	51.80	5.05	
		345.0	36.70	2.98	39.70	3.56	43.20	4.16	47.00	4.68	48.50	4.83	50.40	4.93	51.80	4.99	
		107.6	36.70	4.24	39.70	4.93	43.20	5.74	47.00	6.47	48.50	6.62	50.40	6.78	51.80	6.93	
	35	134.0	36.70	4.17	39.70	4.86	43.20	5.67	47.00	6.39	48.50	6.53	50.40	6.69	51.80	6.84	
		269.0	36.70	3.83	39.70	4.54	43.20	5.29	47.00	5.96	48.50	6.09	50.40	6.25	51.80	6.37	
		313.2	36.70	3.71	39.70	4.45	43.20	5.19	47.00	5.85	48.50	5.99	50.40	6.14	51.80	6.21	
		345.0	36.70	3.63	39.70	4.40	43.20	5.13	47.00	5.78	48.50	5.93	50.40	6.07	51.80	6.12	
	40	107.6	36.70	4.72	39.70	5.50	43.20	6.40	47.00	7.19	48.50	7.37	50.40	7.56	51.80	7.69	
		134.0	36.70	4.65	39.70	5.43	43.20	6.31	47.00	7.10	48.50	7.27	50.40	7.46	51.80	7.59	
		269.0	36.70	4.25	39.70	5.05	43.20	5.87	47.00	6.64	48.50	6.79	50.40	6.94	51.80	7.08	
		313.2	36.70	4.14	39.70	4.94	43.20	5.77	47.00	6.50	48.50	6.65	50.40	6.83	51.80	6.90	
	45	345.0	36.70	4.07	39.70	4.87	43.20	5.71	47.00	6.42	48.50	6.57	50.40	6.76	51.80	6.80	
		107.6	36.70	5.58	39.70	6.49	43.20	7.58	47.00	8.53	48.50	8.73	50.40	8.93	51.80	9.11	
		134.0	36.70	5.49	39.70	6.41	43.20	7.48	47.00	8.41	48.50	8.61	50.40	8.82	51.80	8.99	
		269.0	36.70	5.05	39.70	5.99	43.20	6.96	47.00	7.83	48.50	8.03	50.40	8.24	51.80	8.39	
	50	313.2	36.70	4.90	39.70	5.85	43.20	6.83	47.00	7.68	48.50	7.88	50.40	8.07	51.80	8.17	
		345.0	36.70	4.82	39.70	5.77	43.20	6.75	47.00	7.60	48.50	7.80	50.40	7.97	51.80	8.04	
		107.6	36.70	6.44	39.70	7.47	43.20	8.75	47.00	9.87	48.50	10.09	50.40	10.30	51.80	10.54	
		134.0	36.70	6.34	39.70	7.38	43.20	8.63	47.00	9.74	48.50	9.96	50.40	10.17	51.80	10.40	
	50	10	269.0	36.70	5.85	39.70	6.92	43.20	8.05	47.00	9.04	48.50	9.28	50.40	9.52	51.80	9.70
			313.2	36.70	5.65	39.70	6.76	43.20	7.90	47.00	8.85	48.50	9.10	50.40	9.33	51.80	9.43
			345.0	36.70	5.54	39.70	6.67	43.20	7.82	47.00	8.74	48.50	8.99	50.40	9.22	51.80	9.27
			107.6	30.60	1.33	33.10	1.45	36.10	1.75	39.20	1.91	40.40	1.94	42.00	2.03	43.10	2.04
			134.0	30.60	1.32	33.10	1.44	36.10	1.72	39.20	1.89	40.40	1.92	42.00	2.00	43.10	2.02
		15	269.0	30.60	1.25	33.10	1.39	36.10	1.58	39.20	1.77	40.40	1.84	42.00	1.84	43.10	1.89
	313.2		30.60	1.24	33.10	1.39	36.10	1.55	39.20	1.73	40.40	1.75	42.00	1.82	43.10	1.82	
	345.0		30.60	1.24	33.10	1.39	36.10	1.53	39.20	1.70	40.40	1.69	42.00	1.81	43.10	1.78	
	107.6		30.60	1.70	33.10	1.99	36.10	2.33	39.20	2.60	40.40	2.67	42.00	2.74	43.10	2.78	
	15	134.0	30.60	1.67	33.10	1.96	36.10	2.30	39.20	2.57	40.40	2.64	42.00	2.71	43.10	2.75	
		269.0	30.60	1.53	33.10	1.82	36.10	2.13	39.20	2.40	40.40	2.47	42.00	2.52	43.10	2.56	
313.2		30.60	1.49	33.10	1.80	36.10	2.09	39.20	2.36	40.40	2.40	42.00	2.47	43.10	2.49		

7. Capacity Tables

Combi. (%)	Inlet Water Temp. (°C)	Water Flow Rate (LPM)	Indoor Air Temp. (°C, DB/WB)													
			20.0 / 14.0		23.0 / 16.0		26.0 / 18.0		27.0 / 19.0		28.0 / 20.0		30.0 / 22.0		32.0 / 24.0	
			TC	PI	TC	PI	TC	PI	TC	PI	TC	PI	TC	PI	TC	PI
50	15	345.0	30.60	1.46	33.10	1.79	36.10	2.06	39.20	2.33	40.40	2.36	42.00	2.44	43.10	2.45
	20	107.6	30.60	2.11	33.10	2.47	36.10	2.85	39.20	3.21	40.40	3.30	42.00	3.37	43.10	3.44
		134.0	30.60	2.08	33.10	2.44	36.10	2.81	39.20	3.17	40.40	3.25	42.00	3.33	43.10	3.39
		269.0	30.60	1.91	33.10	2.25	36.10	2.62	39.20	2.96	40.40	3.03	42.00	3.12	43.10	3.16
		313.2	30.60	1.84	33.10	2.20	36.10	2.58	39.20	2.91	40.40	2.98	42.00	3.05	43.10	3.10
		345.0	30.60	1.80	33.10	2.17	36.10	2.55	39.20	2.88	40.40	2.95	42.00	3.01	43.10	3.07
	25	107.6	30.60	2.57	33.10	2.98	36.10	3.49	39.20	3.93	40.40	4.03	42.00	4.12	43.10	4.17
		134.0	30.60	2.53	33.10	2.95	36.10	3.44	39.20	3.88	40.40	3.98	42.00	4.07	43.10	4.12
		269.0	30.60	2.31	33.10	2.76	36.10	3.20	39.20	3.61	40.40	3.69	42.00	3.78	43.10	3.87
		313.2	30.60	2.25	33.10	2.69	36.10	3.13	39.20	3.54	40.40	3.63	42.00	3.71	43.10	3.76
		345.0	30.60	2.21	33.10	2.66	36.10	3.10	39.20	3.51	40.40	3.59	42.00	3.68	43.10	3.71
	30	107.6	30.60	3.18	33.10	3.69	36.10	4.30	39.20	4.84	40.40	4.95	42.00	5.06	43.10	5.16
		134.0	30.60	3.13	33.10	3.64	36.10	4.24	39.20	4.77	40.40	4.88	42.00	4.99	43.10	5.09
		269.0	30.60	2.84	33.10	3.39	36.10	3.93	39.20	4.45	40.40	4.54	42.00	4.68	43.10	4.74
		313.2	30.60	2.78	33.10	3.32	36.10	3.87	39.20	4.36	40.40	4.47	42.00	4.58	43.10	4.63
		345.0	30.60	2.75	33.10	3.28	36.10	3.84	39.20	4.30	40.40	4.43	42.00	4.52	43.10	4.56
	35	107.6	30.60	3.52	33.10	4.10	36.10	4.77	39.20	5.36	40.40	5.50	42.00	5.63	43.10	5.72
		134.0	30.60	3.47	33.10	4.05	36.10	4.70	39.20	5.29	40.40	5.43	42.00	5.56	43.10	5.65
		269.0	30.60	3.18	33.10	3.76	36.10	4.39	39.20	4.94	40.40	5.05	42.00	5.19	43.10	5.28
		313.2	30.60	3.10	33.10	3.69	36.10	4.29	39.20	4.85	40.40	4.96	42.00	5.09	43.10	5.14
		345.0	30.60	3.05	33.10	3.65	36.10	4.23	39.20	4.79	40.40	4.91	42.00	5.03	43.10	5.06
	40	107.6	30.60	4.17	33.10	4.84	36.10	5.65	39.20	6.35	40.40	6.52	42.00	6.67	43.10	6.78
		134.0	30.60	4.10	33.10	4.77	36.10	5.58	39.20	6.27	40.40	6.43	42.00	6.58	43.10	6.69
		269.0	30.60	3.76	33.10	4.45	36.10	5.19	39.20	5.85	40.40	5.99	42.00	6.14	43.10	6.25
		313.2	30.60	3.65	33.10	4.36	36.10	5.09	39.20	5.74	40.40	5.87	42.00	6.03	43.10	6.08
		345.0	30.60	3.58	33.10	4.30	36.10	5.03	39.20	5.67	40.40	5.79	42.00	5.96	43.10	5.98
	45	107.6	30.60	4.84	33.10	5.58	36.10	6.54	39.20	7.35	40.40	7.54	42.00	7.71	43.10	7.85
		134.0	30.60	4.76	33.10	5.51	36.10	6.45	39.20	7.25	40.40	7.44	42.00	7.61	43.10	7.75
		269.0	30.60	4.34	33.10	5.14	36.10	5.99	39.20	6.76	40.40	6.92	42.00	7.10	43.10	7.23
		313.2	30.60	4.20	33.10	5.02	36.10	5.89	39.20	6.64	40.40	6.79	42.00	6.96	43.10	7.01
345.0		30.60	4.12	33.10	4.94	36.10	5.83	39.20	6.56	40.40	6.71	42.00	6.88	43.10	6.88	

Note

- TC: Total Capacity(kW), PI : Power Input(kW)
- Capacity tables show the average value of conditions which may occur.
- The minimum flow rate of the product is based on 50% of the rated flow rate or the value indicated in the specification table, whichever is greater. However, when the 'Variable Water Flow Valve Control KIT' is applied, the minimum flow rate is allowed to 40% (gray colored area) of the rated flow rate.
- If the flow rate is less than minimum flow rate and the indoor unit combination ratio exceeds 130%, ask to LG Electronics even if the 'Variable Water Flow Valve Control KIT' is applied.

7. Capacity Tables

CRWM300LAS5

Combi. (%)	Inlet Water Temp. (°C)	Water Flow Rate (LPM)	Indoor Air Temp. (°C, DB/WB)													
			20.0 / 14.0		23.0 / 16.0		26.0 / 18.0		27.0 / 19.0		28.0 / 20.0		30.0 / 22.0		32.0 / 24.0	
			TC	PI	TC	PI	TC	PI	TC	PI	TC	PI	TC	PI	TC	PI
130	10	115.2	78.10	4.54	84.60	5.33	92.00	6.21	100.0	6.96	103.1	7.11	107.2	7.35	110.1	7.45
		153.0	78.10	4.46	84.60	5.22	92.00	6.09	100.0	6.84	103.1	7.00	107.2	7.21	110.1	7.33
		288.0	78.10	4.14	84.60	4.85	92.00	5.67	100.0	6.40	103.1	6.59	107.2	6.72	110.1	6.90
		360.1	78.10	4.02	84.60	4.79	92.00	5.59	100.0	6.26	103.1	6.45	107.2	6.61	110.1	6.70
		410.0	78.10	3.94	84.60	4.75	92.00	5.53	100.0	6.16	103.1	6.35	107.2	6.53	110.1	6.56
	15	115.2	76.80	5.99	83.20	6.98	90.50	8.14	98.50	9.14	101.5	9.36	105.3	9.61	108.3	9.77
		153.0	76.80	5.87	83.20	6.85	90.50	7.99	98.50	8.98	101.5	9.20	105.3	9.44	108.3	9.61
		288.0	76.80	5.42	83.20	6.41	90.50	7.48	98.50	8.41	101.5	8.64	105.3	8.85	108.3	9.04
		360.1	76.80	5.27	83.20	6.29	90.50	7.33	98.50	8.25	101.5	8.46	105.3	8.69	108.3	8.83
		410.0	76.80	5.17	83.20	6.21	90.50	7.23	98.50	8.15	101.5	8.34	105.3	8.59	108.3	8.69
	20	115.2	75.70	7.28	82.00	8.45	89.30	9.85	97.00	11.08	100.0	11.35	103.8	11.61	106.8	11.83
		153.0	75.70	7.12	82.00	8.30	89.30	9.68	97.00	10.89	100.0	11.16	103.8	11.42	106.8	11.64
		288.0	75.70	6.56	82.00	7.79	89.30	9.07	97.00	10.20	100.0	10.45	103.8	10.74	106.8	10.96
		360.1	75.70	6.38	82.00	7.62	89.30	8.88	97.00	10.01	100.0	10.25	103.8	10.52	106.8	10.72
		410.0	75.70	6.26	82.00	7.51	89.30	8.75	97.00	9.88	100.0	10.11	103.8	10.37	106.8	10.56
	25	115.2	75.70	8.98	82.00	10.41	89.30	12.14	97.00	13.70	100.0	14.01	103.8	14.34	106.8	14.59
		153.0	75.70	8.79	82.00	10.23	89.30	11.93	97.00	13.45	100.0	13.76	103.8	14.09	106.8	14.34
		288.0	75.70	8.10	82.00	9.60	89.30	11.17	97.00	12.57	100.0	12.89	103.8	13.25	106.8	13.49
		360.1	75.70	7.86	82.00	9.38	89.30	10.96	97.00	12.33	100.0	12.65	103.8	12.99	106.8	13.20
		410.0	75.70	7.74	82.00	9.27	89.30	10.85	97.00	12.20	100.0	12.52	103.8	12.85	106.8	13.06
	30	115.2	75.70	10.78	82.00	12.51	89.30	14.57	97.00	16.42	100.0	16.81	103.8	17.22	106.8	17.50
		153.0	75.70	10.54	82.00	12.29	89.30	14.32	97.00	16.13	100.0	16.52	103.8	16.93	106.8	17.21
		288.0	75.70	9.70	82.00	11.51	89.30	13.42	97.00	15.09	100.0	15.47	103.8	15.89	106.8	16.20
		360.1	75.70	9.43	82.00	11.27	89.30	13.13	97.00	14.80	100.0	15.18	103.8	15.57	106.8	15.84
		410.0	75.70	9.25	82.00	11.11	89.30	12.93	97.00	14.60	100.0	14.98	103.8	15.35	106.8	15.59
	35	115.2	68.20	10.88	73.80	12.66	80.30	14.75	87.30	16.59	90.00	17.01	93.50	17.42	96.10	17.70
		153.0	68.20	10.65	73.80	12.44	80.30	14.49	87.30	16.30	90.00	16.71	93.50	17.12	96.10	17.41
		288.0	68.20	9.82	73.80	11.63	80.30	13.57	87.30	15.28	90.00	15.65	93.50	16.05	96.10	16.39
		360.1	68.20	9.56	73.80	11.39	80.30	13.28	87.30	14.97	90.00	15.36	93.50	15.75	96.10	16.01
		410.0	68.20	9.38	73.80	11.23	80.30	13.08	87.30	14.76	90.00	15.16	93.50	15.55	96.10	15.75
40	115.2	60.50	11.50	65.60	13.35	71.40	15.56	77.60	17.49	80.00	17.91	83.00	18.34	85.40	18.68	
	153.0	60.50	11.25	65.60	13.11	71.40	15.28	77.60	17.19	80.00	17.61	83.00	18.04	85.40	18.38	
	288.0	60.50	10.35	65.60	12.28	71.40	14.31	77.60	16.10	80.00	16.52	83.00	16.95	85.40	17.29	
	360.1	60.50	10.06	65.60	12.02	71.40	14.00	77.60	15.79	80.00	16.20	83.00	16.62	85.40	16.91	
	410.0	60.50	9.86	65.60	11.84	71.40	13.79	77.60	15.58	80.00	15.98	83.00	16.40	85.40	16.65	
45	115.2	52.90	12.12	57.50	14.02	62.50	16.36	67.90	18.41	70.00	18.81	72.60	19.26	74.70	19.67	
	153.0	52.90	11.85	57.50	13.78	62.50	16.07	67.90	18.08	70.00	18.49	72.60	18.94	74.70	19.34	
	288.0	52.90	10.88	57.50	12.94	62.50	15.07	67.90	16.93	70.00	17.39	72.60	17.84	74.70	18.18	
	360.1	52.90	10.57	57.50	12.65	62.50	14.73	67.90	16.62	70.00	17.05	72.60	17.49	74.70	17.80	
	410.0	52.90	10.36	57.50	12.45	62.50	14.50	67.90	16.41	70.00	16.82	72.60	17.25	74.70	17.54	
120	10	115.2	74.00	4.34	80.00	5.06	87.20	5.85	94.70	6.59	97.50	6.80	101.4	6.96	104.2	7.04
		153.0	74.00	4.24	80.00	4.96	87.20	5.75	94.70	6.47	97.50	6.66	101.4	6.82	104.2	6.92
		288.0	74.00	3.90	80.00	4.64	87.20	5.42	94.70	6.06	97.50	6.21	101.4	6.37	104.2	6.51
		360.1	74.00	3.77	80.00	4.50	87.20	5.30	94.70	5.93	97.50	6.11	101.4	6.25	104.2	6.37
		410.0	74.00	3.68	80.00	4.40	87.20	5.21	94.70	5.84	97.50	6.04	101.4	6.16	104.2	6.27
	15	115.2	73.00	5.75	79.10	6.69	86.20	7.77	93.70	8.75	96.50	8.98	100.2	9.19	103.0	9.33
		153.0	73.00	5.62	79.10	6.57	86.20	7.63	93.70	8.60	96.50	8.82	100.2	9.03	103.0	9.18
		288.0	73.00	5.17	79.10	6.14	86.20	7.16	93.70	8.06	96.50	8.25	100.2	8.46	103.0	8.64
		360.1	73.00	5.03	79.10	6.00	86.20	7.01	93.70	7.88	96.50	8.10	100.2	8.30	103.0	8.44
		410.0	73.00	4.93	79.10	5.90	86.20	6.91	93.70	7.76	96.50	8.00	100.2	8.20	103.0	8.30
	20	115.2	72.30	7.01	78.30	8.14	85.30	9.46	92.70	10.67	95.50	10.91	99.20	11.17	102.0	11.36
		153.0	72.30	6.86	78.30	7.99	85.30	9.29	92.70	10.48	95.50	10.72	99.20	10.99	102.0	11.18
		288.0	72.30	6.32	78.30	7.48	85.30	8.70	92.70	9.82	95.50	10.06	99.20	10.33	102.0	10.52
		360.1	72.30	6.14	78.30	7.33	85.30	8.54	92.70	9.62	95.50	9.86	99.20	10.11	102.0	10.28

7. Capacity Tables

Combi. (%)	Inlet Water Temp. (°C)	Water Flow Rate (LPM)	Indoor Air Temp. (°C, DB/WB)													
			20.0 / 14.0		23.0 / 16.0		26.0 / 18.0		27.0 / 19.0		28.0 / 20.0		30.0 / 22.0		32.0 / 24.0	
			TC	PI	TC	PI	TC	PI	TC	PI	TC	PI	TC	PI	TC	PI
120	20	410.0	72.30	6.02	78.30	7.23	85.30	8.44	92.70	9.48	95.50	9.72	99.20	9.96	102.0	10.12
	25	115.2	72.30	8.61	78.30	10.01	85.30	11.65	92.70	13.09	95.50	13.41	99.20	13.76	102.0	13.99
		153.0	72.30	8.43	78.30	9.83	85.30	11.44	92.70	12.87	95.50	13.18	99.20	13.51	102.0	13.76
		288.0	72.30	7.77	78.30	9.19	85.30	10.72	92.70	12.07	95.50	12.36	99.20	12.67	102.0	12.94
		360.1	72.30	7.54	78.30	8.99	85.30	10.49	92.70	11.83	95.50	12.12	99.20	12.43	102.0	12.62
		410.0	72.30	7.43	78.30	8.90	85.30	10.38	92.70	11.70	95.50	11.99	99.20	12.30	102.0	12.46
	30	115.2	72.30	10.38	78.30	12.09	85.30	14.09	92.70	15.85	95.50	16.22	99.20	16.63	102.0	16.92
		153.0	72.30	10.16	78.30	11.88	85.30	13.84	92.70	15.57	95.50	15.94	99.20	16.34	102.0	16.63
		288.0	72.30	9.38	78.30	11.12	85.30	12.94	92.70	14.58	95.50	14.94	99.20	15.33	102.0	15.62
		360.1	72.30	9.12	78.30	10.88	85.30	12.67	92.70	14.29	95.50	14.65	99.20	15.04	102.0	15.26
		410.0	72.30	8.94	78.30	10.72	85.30	12.49	92.70	14.09	95.50	14.45	99.20	14.84	102.0	15.01
	35	115.2	66.20	10.66	71.70	12.39	78.00	14.43	84.80	16.25	87.30	16.64	90.70	17.02	93.30	17.34
		153.0	66.20	10.42	71.70	12.17	78.00	14.18	84.80	15.96	87.30	16.35	90.70	16.73	93.30	17.05
		288.0	66.20	9.60	71.70	11.39	78.00	13.28	84.80	14.94	87.30	15.31	90.70	15.72	93.30	16.01
		360.1	66.20	9.33	71.70	11.15	78.00	13.01	84.80	14.65	87.30	15.02	90.70	15.41	93.30	15.65
		410.0	66.20	9.15	71.70	10.99	78.00	12.83	84.80	14.45	87.30	14.82	90.70	15.20	93.30	15.40
	40	115.2	60.00	11.47	65.00	13.32	70.80	15.54	77.00	17.47	79.30	17.89	82.30	18.33	84.60	18.66
		153.0	60.00	11.22	65.00	13.08	70.80	15.26	77.00	17.17	79.30	17.57	82.30	18.01	84.60	18.34
		288.0	60.00	10.35	65.00	12.26	70.80	14.29	77.00	16.08	79.30	16.47	82.30	16.91	84.60	17.24
		360.1	60.00	10.06	65.00	11.99	70.80	14.00	77.00	15.76	79.30	16.18	82.30	16.59	84.60	16.83
		410.0	60.00	9.86	65.00	11.81	70.80	13.80	77.00	15.54	79.30	15.98	82.30	16.37	84.60	16.55
	45	115.2	53.80	12.28	58.30	14.25	63.50	16.64	69.20	18.70	71.20	19.14	74.00	19.63	76.00	19.99
		153.0	53.80	12.02	58.30	14.00	63.50	16.35	69.20	18.37	71.20	18.81	74.00	19.29	76.00	19.66
		288.0	53.80	11.10	58.30	13.13	63.50	15.31	69.20	17.22	71.20	17.63	74.00	18.09	76.00	18.47
		360.1	53.80	10.78	58.30	12.84	63.50	14.99	69.20	16.88	71.20	17.34	74.00	17.78	76.00	18.02
		410.0	53.80	10.56	58.30	12.64	63.50	14.77	69.20	16.65	71.20	17.14	74.00	17.57	76.00	17.72
110	10	115.2	69.70	4.09	75.50	4.74	82.20	5.55	89.30	6.22	92.00	6.35	95.70	6.56	98.20	6.66
		153.0	69.70	4.00	75.50	4.66	82.20	5.45	89.30	6.11	92.00	6.25	95.70	6.44	98.20	6.54
		288.0	69.70	3.68	75.50	4.35	82.20	5.08	89.30	5.74	92.00	5.90	95.70	6.03	98.20	6.13
		360.1	69.70	3.59	75.50	4.26	82.20	4.96	89.30	5.64	92.00	5.72	95.70	5.92	98.20	5.98
		410.0	69.70	3.52	75.50	4.20	82.20	4.87	89.30	5.57	92.00	5.60	95.70	5.84	98.20	5.88
	15	115.2	69.30	5.48	75.00	6.37	81.70	7.43	88.80	8.35	91.50	8.55	95.00	8.77	97.70	8.92
		153.0	69.30	5.36	75.00	6.26	81.70	7.29	88.80	8.20	91.50	8.40	95.00	8.62	97.70	8.77
		288.0	69.30	4.93	75.00	5.85	81.70	6.82	88.80	7.69	91.50	7.88	95.00	8.08	97.70	8.22
		360.1	69.30	4.82	75.00	5.74	81.70	6.67	88.80	7.54	91.50	7.72	95.00	7.93	97.70	8.03
		410.0	69.30	4.74	75.00	5.66	81.70	6.57	88.80	7.44	91.50	7.62	95.00	7.83	97.70	7.90
	20	115.2	69.00	6.71	74.70	7.82	81.30	9.09	88.40	10.25	91.00	10.49	94.50	10.74	97.20	10.93
		153.0	69.00	6.56	74.70	7.68	81.30	8.93	88.40	10.07	91.00	10.31	94.50	10.56	97.20	10.75
		288.0	69.00	6.04	74.70	7.19	81.30	8.37	88.40	9.43	91.00	9.65	94.50	9.89	97.20	10.09
		360.1	69.00	5.90	74.70	7.04	81.30	8.20	88.40	9.24	91.00	9.48	94.50	9.72	97.20	9.85
		410.0	69.00	5.80	74.70	6.94	81.30	8.09	88.40	9.11	91.00	9.37	94.50	9.61	97.20	9.69
	25	115.2	69.00	8.21	74.70	9.56	81.30	11.13	88.40	12.54	91.00	12.83	94.50	13.14	97.20	13.38
		153.0	69.00	8.04	74.70	9.39	81.30	10.94	88.40	12.32	91.00	12.61	94.50	12.92	97.20	13.16
		288.0	69.00	7.43	74.70	8.80	81.30	10.25	88.40	11.54	91.00	11.83	94.50	12.12	97.20	12.36
		360.1	69.00	7.21	74.70	8.61	81.30	10.04	88.40	11.32	91.00	11.59	94.50	11.90	97.20	12.04
		410.0	69.00	7.09	74.70	8.51	81.30	9.93	88.40	11.20	91.00	11.46	94.50	11.78	97.20	11.88
	30	115.2	69.00	10.01	74.70	11.65	81.30	13.57	88.40	15.29	91.00	15.65	94.50	16.02	97.20	16.31
		153.0	69.00	9.80	74.70	11.44	81.30	13.32	88.40	15.02	91.00	15.38	94.50	15.75	97.20	16.03
		288.0	69.00	9.04	74.70	10.72	81.30	12.48	88.40	14.05	91.00	14.41	94.50	14.78	97.20	15.04
		360.1	69.00	8.80	74.70	10.49	81.30	12.23	88.40	13.78	91.00	14.12	94.50	14.49	97.20	14.68
		410.0	69.00	8.64	74.70	10.33	81.30	12.06	88.40	13.60	91.00	13.92	94.50	14.29	97.20	14.43
	35	115.2	64.20	10.43	69.50	12.12	75.80	14.10	82.30	15.90	84.80	16.27	88.10	16.65	90.50	16.97
153.0		64.20	10.21	69.50	11.91	75.80	13.85	82.30	15.62	84.80	15.98	88.10	16.36	90.50	16.68	
288.0		64.20	9.41	69.50	11.15	75.80	12.99	82.30	14.63	84.80	14.97	88.10	15.36	90.50	15.65	
360.1		64.20	9.14	69.50	10.91	75.80	12.72	82.30	14.34	84.80	14.70	88.10	15.07	90.50	15.26	

7. Capacity Tables

Combi. (%)	Inlet Water Temp. (°C)	Water Flow Rate (LPM)	Indoor Air Temp. (°C, DB/WB)														
			20.0 / 14.0		23.0 / 16.0		26.0 / 18.0		27.0 / 19.0		28.0 / 20.0		30.0 / 22.0		32.0 / 24.0		
			TC	PI	TC	PI	TC	PI	TC	PI	TC	PI	TC	PI	TC	PI	
110	35	410.0	64.20	8.96	69.50	10.75	75.80	12.54	82.30	14.14	84.80	14.52	88.10	14.87	90.50	14.99	
		115.2	59.50	11.44	64.50	13.33	70.20	15.51	76.30	17.44	78.50	17.86	81.70	18.30	83.90	18.65	
	40	153.0	59.50	11.19	64.50	13.08	70.20	15.24	76.30	17.14	78.50	17.54	81.70	17.98	83.90	18.33	
		288.0	59.50	10.33	64.50	12.23	70.20	14.27	76.30	16.05	78.50	16.44	81.70	16.88	83.90	17.20	
		360.1	59.50	10.04	64.50	11.97	70.20	13.98	76.30	15.75	78.50	16.15	81.70	16.57	83.90	16.76	
		410.0	59.50	9.84	64.50	11.79	70.20	13.78	76.30	15.55	78.50	15.95	81.70	16.36	83.90	16.46	
		115.2	54.70	12.46	59.40	14.54	64.50	16.91	70.20	18.99	72.30	19.46	75.20	19.94	77.30	20.31	
	45	153.0	54.70	12.20	59.40	14.28	64.50	16.61	70.20	18.66	72.30	19.12	75.20	19.60	77.30	19.96	
		288.0	54.70	11.25	59.40	13.33	64.50	15.55	70.20	17.49	72.30	17.92	75.20	18.40	77.30	18.74	
		360.1	54.70	10.93	59.40	13.04	64.50	15.23	70.20	17.15	72.30	17.60	75.20	18.07	77.30	18.26	
		410.0	54.70	10.71	59.40	12.84	64.50	15.01	70.20	16.92	72.30	17.38	75.20	17.85	77.30	17.94	
		115.2	65.50	3.87	71.00	4.50	77.30	5.16	84.00	5.89	86.50	5.97	89.80	6.17	92.40	6.29	
	100	10	153.0	65.50	3.79	71.00	4.42	77.30	5.08	84.00	5.79	86.50	5.87	89.80	6.06	92.40	6.18
			288.0	65.50	3.50	71.00	4.11	77.30	4.79	84.00	5.42	86.50	5.54	89.80	5.67	92.40	5.79
			360.1	65.50	3.37	71.00	4.03	77.30	4.67	84.00	5.30	86.50	5.42	89.80	5.56	92.40	5.61
410.0			65.50	3.28	71.00	3.97	77.30	4.58	84.00	5.21	86.50	5.34	89.80	5.48	92.40	5.49	
115.2			65.50	5.23	71.00	6.07	77.30	7.05	84.00	7.96	86.50	8.13	89.80	8.35	92.40	8.50	
15		153.0	65.50	5.12	71.00	5.96	77.30	6.93	84.00	7.82	86.50	7.99	89.80	8.20	92.40	8.35	
		288.0	65.50	4.72	71.00	5.59	77.30	6.51	84.00	7.33	86.50	7.50	89.80	7.69	92.40	7.83	
		360.1	65.50	4.57	71.00	5.46	77.30	6.36	84.00	7.19	86.50	7.35	89.80	7.54	92.40	7.62	
		410.0	65.50	4.47	71.00	5.37	77.30	6.26	84.00	7.09	86.50	7.25	89.80	7.44	92.40	7.48	
		115.2	65.50	6.43	71.00	7.46	77.30	8.72	84.00	9.80	86.50	10.06	89.80	10.30	92.40	10.46	
20		153.0	65.50	6.29	71.00	7.34	77.30	8.57	84.00	9.63	86.50	9.88	89.80	10.12	92.40	10.28	
		288.0	65.50	5.80	71.00	6.90	77.30	8.03	84.00	9.02	86.50	9.24	89.80	9.48	92.40	9.65	
		360.1	65.50	5.64	71.00	6.75	77.30	7.86	84.00	8.85	86.50	9.07	89.80	9.31	92.40	9.41	
		410.0	65.50	5.54	71.00	6.65	77.30	7.75	84.00	8.74	86.50	8.96	89.80	9.20	92.40	9.25	
		115.2	65.50	7.84	71.00	9.12	77.30	10.62	84.00	11.97	86.50	12.27	89.80	12.56	92.40	12.78	
25		153.0	65.50	7.67	71.00	8.96	77.30	10.43	84.00	11.76	86.50	12.05	89.80	12.34	92.40	12.56	
		288.0	65.50	7.09	71.00	8.39	77.30	9.77	84.00	11.01	86.50	11.27	89.80	11.56	92.40	11.78	
		360.1	65.50	6.90	71.00	8.22	77.30	9.57	84.00	10.78	86.50	11.05	89.80	11.34	92.40	11.46	
		410.0	65.50	6.79	71.00	8.14	77.30	9.48	84.00	10.67	86.50	10.94	89.80	11.23	92.40	11.30	
		115.2	65.50	9.64	71.00	11.23	77.30	13.07	84.00	14.72	86.50	15.07	89.80	15.43	92.40	15.73	
30		153.0	65.50	9.43	71.00	11.04	77.30	12.84	84.00	14.46	86.50	14.81	89.80	15.17	92.40	15.46	
		288.0	65.50	8.70	71.00	10.33	77.30	12.02	84.00	13.54	86.50	13.86	89.80	14.22	92.40	14.49	
		360.1	65.50	8.46	71.00	10.11	77.30	11.78	84.00	13.28	86.50	13.62	89.80	13.96	92.40	14.10	
		410.0	65.50	8.30	71.00	9.96	77.30	11.62	84.00	13.10	86.50	13.46	89.80	13.78	92.40	13.83	
		115.2	62.30	10.19	67.50	11.85	73.40	13.78	79.80	15.54	82.20	15.90	85.40	16.28	87.80	16.59	
35		153.0	62.30	9.97	67.50	11.64	73.40	13.54	79.80	15.26	82.20	15.62	85.40	16.00	87.80	16.30	
		288.0	62.30	9.19	67.50	10.91	73.40	12.70	79.80	14.29	82.20	14.63	85.40	15.02	87.80	15.28	
		360.1	62.30	8.95	67.50	10.67	73.40	12.43	79.80	14.02	82.20	14.36	85.40	14.73	87.80	14.87	
		410.0	62.30	8.79	67.50	10.51	73.40	12.25	79.80	13.84	82.20	14.18	85.40	14.53	87.80	14.58	
		115.2	59.00	11.45	63.80	13.30	69.50	15.49	75.60	17.42	77.80	17.84	81.00	18.28	83.10	18.60	
40	153.0	59.00	11.20	63.80	13.06	69.50	15.22	75.60	17.12	77.80	17.52	81.00	17.96	83.10	18.28		
	288.0	59.00	10.30	63.80	12.23	69.50	14.25	75.60	16.04	77.80	16.42	81.00	16.83	83.10	17.15		
	360.1	59.00	10.04	63.80	11.97	69.50	13.96	75.60	15.72	77.80	16.10	81.00	16.52	83.10	16.68		
	410.0	59.00	9.86	63.80	11.79	69.50	13.76	75.60	15.50	77.80	15.88	81.00	16.31	83.10	16.36		
	115.2	55.60	12.72	60.30	14.75	65.70	17.18	71.40	19.31	73.50	19.78	76.50	20.28	78.50	20.61		
45	153.0	55.60	12.43	60.30	14.49	65.70	16.88	71.40	18.97	73.50	19.43	76.50	19.92	78.50	20.25		
	288.0	55.60	11.41	60.30	13.57	65.70	15.79	71.40	17.78	73.50	18.21	76.50	18.65	78.50	19.00		
	360.1	55.60	11.12	60.30	13.28	65.70	15.47	71.40	17.41	73.50	17.84	76.50	18.31	78.50	18.50		
	410.0	55.60	10.92	60.30	13.08	65.70	15.25	71.40	17.15	73.50	17.58	76.50	18.08	78.50	18.16		
	115.2	59.00	3.29	63.80	3.82	69.50	4.46	75.60	5.06	77.80	5.14	81.00	5.25	83.10	5.42		
90	10	153.0	59.00	3.22	63.80	3.76	69.50	4.38	75.60	4.98	77.80	5.06	81.00	5.18	83.10	5.32	
		288.0	59.00	3.00	63.80	3.56	69.50	4.11	75.60	4.68	77.80	4.77	81.00	4.91	83.10	4.98	
		360.1	59.00	2.90	63.80	3.44	69.50	4.05	75.60	4.53	77.80	4.67	81.00	4.82	83.10	4.82	

7. Capacity Tables

Combi. (%)	Inlet Water Temp. (°C)	Water Flow Rate (LPM)	Indoor Air Temp. (°C, DB/WB)														
			20.0 / 14.0		23.0 / 16.0		26.0 / 18.0		27.0 / 19.0		28.0 / 20.0		30.0 / 22.0		32.0 / 24.0		
			TC	PI	TC	PI	TC	PI	TC	PI	TC	PI	TC	PI	TC	PI	
90	10	410.0	59.00	2.83	63.80	3.36	69.50	4.01	75.60	4.43	77.80	4.60	81.00	4.76	83.10	4.72	
	15	115.2	59.00	4.48	63.80	5.21	69.50	6.07	75.60	6.85	77.80	7.00	81.00	7.17	83.10	7.32	
		153.0	59.00	4.38	63.80	5.13	69.50	5.96	75.60	6.73	77.80	6.88	81.00	7.05	83.10	7.19	
		288.0	59.00	4.06	63.80	4.82	69.50	5.59	75.60	6.32	77.80	6.46	81.00	6.62	83.10	6.75	
		360.1	59.00	3.95	63.80	4.69	69.50	5.49	75.60	6.17	77.80	6.33	81.00	6.51	83.10	6.56	
		410.0	59.00	3.87	63.80	4.60	69.50	5.42	75.60	6.07	77.80	6.24	81.00	6.43	83.10	6.43	
	20	115.2	59.00	5.55	63.80	6.43	69.50	7.50	75.60	8.46	77.80	8.65	81.00	8.88	83.10	9.01	
		153.0	59.00	5.43	63.80	6.32	69.50	7.36	75.60	8.31	77.80	8.50	81.00	8.72	83.10	8.86	
		288.0	59.00	5.01	63.80	5.93	69.50	6.90	75.60	7.77	77.80	7.96	81.00	8.15	83.10	8.32	
		360.1	59.00	4.86	63.80	5.80	69.50	6.77	75.60	7.62	77.80	7.81	81.00	8.01	83.10	8.10	
		410.0	59.00	4.76	63.80	5.71	69.50	6.68	75.60	7.52	77.80	7.71	81.00	7.91	83.10	7.95	
	25	115.2	59.00	6.76	63.80	7.87	69.50	9.14	75.60	10.30	77.80	10.54	81.00	10.81	83.10	11.01	
		153.0	59.00	6.61	63.80	7.73	69.50	8.98	75.60	10.12	77.80	10.36	81.00	10.62	83.10	10.82	
		288.0	59.00	6.09	63.80	7.23	69.50	8.41	75.60	9.48	77.80	9.70	81.00	9.96	83.10	10.14	
		360.1	59.00	5.93	63.80	7.06	69.50	8.25	75.60	9.28	77.80	9.53	81.00	9.77	83.10	9.86	
		410.0	59.00	5.84	63.80	6.98	69.50	8.16	75.60	9.19	77.80	9.44	81.00	9.67	83.10	9.73	
	30	115.2	59.00	8.32	63.80	9.66	69.50	11.25	75.60	12.68	77.80	12.98	81.00	13.30	83.10	13.54	
		153.0	59.00	8.14	63.80	9.49	69.50	11.06	75.60	12.45	77.80	12.75	81.00	13.06	83.10	13.30	
		288.0	59.00	7.50	63.80	8.88	69.50	10.35	75.60	11.65	77.80	11.94	81.00	12.23	83.10	12.46	
		360.1	59.00	7.28	63.80	8.70	69.50	10.14	75.60	11.44	77.80	11.70	81.00	12.02	83.10	12.14	
		410.0	59.00	7.13	63.80	8.58	69.50	10.00	75.60	11.30	77.80	11.54	81.00	11.88	83.10	11.92	
	35	115.2	57.30	8.98	62.10	10.43	67.60	12.14	73.50	13.67	75.70	13.99	78.70	14.33	80.80	14.59	
		153.0	57.30	8.79	62.10	10.24	67.60	11.93	73.50	13.42	75.70	13.74	78.70	14.08	80.80	14.34	
		288.0	57.30	8.08	62.10	9.57	67.60	11.17	73.50	12.57	75.70	12.86	78.70	13.20	80.80	13.44	
		360.1	57.30	7.86	62.10	9.38	67.60	10.93	73.50	12.33	75.70	12.65	78.70	12.96	80.80	13.09	
		410.0	57.30	7.71	62.10	9.25	67.60	10.77	73.50	12.17	75.70	12.51	78.70	12.80	80.80	12.85	
	40	115.2	55.70	10.32	60.30	11.97	65.70	13.93	71.40	15.70	73.50	16.07	76.40	16.46	78.50	16.75	
		153.0	55.70	10.09	60.30	11.76	65.70	13.69	71.40	15.42	73.50	15.79	76.40	16.17	78.50	16.46	
		288.0	55.70	9.28	60.30	11.01	65.70	12.84	71.40	14.44	73.50	14.80	76.40	15.16	78.50	15.46	
		360.1	55.70	9.02	60.30	10.78	65.70	12.57	71.40	14.17	73.50	14.51	76.40	14.89	78.50	15.04	
		410.0	55.70	8.84	60.30	10.62	65.70	12.39	71.40	13.99	73.50	14.31	76.40	14.71	78.50	14.75	
	45	115.2	54.00	11.64	58.60	13.52	63.80	15.72	69.30	17.75	71.50	18.15	74.10	18.60	76.30	18.91	
		153.0	54.00	11.39	58.60	13.27	63.80	15.46	69.30	17.43	71.50	17.83	74.10	18.27	76.30	18.59	
		288.0	54.00	10.49	58.60	12.43	63.80	14.51	69.30	16.30	71.50	16.73	74.10	17.12	76.30	17.46	
		360.1	54.00	10.18	58.60	12.19	63.80	14.22	69.30	16.01	71.50	16.37	74.10	16.83	76.30	17.00	
		410.0	54.00	9.97	58.60	12.03	63.80	14.02	69.30	15.81	71.50	16.12	74.10	16.63	76.30	16.69	
	80	10	115.2	52.40	2.82	56.80	3.21	61.80	3.72	67.20	4.27	69.20	4.32	71.90	4.45	74.00	4.48
			153.0	52.40	2.75	56.80	3.17	61.80	3.67	67.20	4.19	69.20	4.25	71.90	4.37	74.00	4.41
			288.0	52.40	2.48	56.80	3.00	61.80	3.47	67.20	3.88	69.20	4.00	71.90	4.06	74.00	4.14
			360.1	52.40	2.47	56.80	2.90	61.80	3.40	67.20	3.82	69.20	3.88	71.90	4.00	74.00	4.05
410.0			52.40	2.46	56.80	2.83	61.80	3.35	67.20	3.78	69.20	3.79	71.90	3.96	74.00	3.99	
15		115.2	52.40	3.77	56.80	4.37	61.80	5.08	67.20	5.75	69.20	5.87	71.90	6.03	74.00	6.12	
		153.0	52.40	3.69	56.80	4.30	61.80	5.00	67.20	5.64	69.20	5.77	71.90	5.92	74.00	6.01	
		288.0	52.40	3.39	56.80	4.04	61.80	4.69	67.20	5.27	69.20	5.42	71.90	5.54	74.00	5.64	
		360.1	52.40	3.32	56.80	3.95	61.80	4.59	67.20	5.17	69.20	5.30	71.90	5.45	74.00	5.49	
		410.0	52.40	3.27	56.80	3.89	61.80	4.52	67.20	5.10	69.20	5.21	71.90	5.39	74.00	5.39	
20		115.2	52.40	4.64	56.80	5.41	61.80	6.29	67.20	7.08	69.20	7.25	71.90	7.42	74.00	7.57	
		153.0	52.40	4.54	56.80	5.31	61.80	6.18	67.20	6.95	69.20	7.12	71.90	7.29	74.00	7.43	
		288.0	52.40	4.19	56.80	4.96	61.80	5.78	67.20	6.51	69.20	6.67	71.90	6.85	74.00	6.96	
		360.1	52.40	4.06	56.80	4.86	61.80	5.66	67.20	6.38	69.20	6.56	71.90	6.72	74.00	6.77	
		410.0	52.40	3.97	56.80	4.79	61.80	5.58	67.20	6.29	69.20	6.48	71.90	6.63	74.00	6.64	
25		115.2	52.40	5.68	56.80	6.59	61.80	7.67	67.20	8.62	69.20	8.85	71.90	9.07	74.00	9.22	
		153.0	52.40	5.55	56.80	6.47	61.80	7.53	67.20	8.47	69.20	8.69	71.90	8.91	74.00	9.06	
		288.0	52.40	5.11	56.80	6.04	61.80	7.06	67.20	7.96	69.20	8.12	71.90	8.35	74.00	8.49	
		360.1	52.40	4.96	56.80	5.93	61.80	6.92	67.20	7.79	69.20	7.98	71.90	8.20	74.00	8.27	
		410.0	52.40	4.96	56.80	5.93	61.80	6.92	67.20	7.79	69.20	7.98	71.90	8.20	74.00	8.27	

7. Capacity Tables

Combi. (%)	Inlet Water Temp. (°C)	Water Flow Rate (LPM)	Indoor Air Temp. (°C, DB/WB)													
			20.0 / 14.0		23.0 / 16.0		26.0 / 18.0		27.0 / 19.0		28.0 / 20.0		30.0 / 22.0		32.0 / 24.0	
			TC	PI	TC	PI	TC	PI	TC	PI	TC	PI	TC	PI	TC	PI
80	25	410.0	52.40	4.88	56.80	5.87	61.80	6.84	67.20	7.70	69.20	7.90	71.90	8.12	74.00	8.16
	30	115.2	52.40	6.95	56.80	8.08	61.80	9.43	67.20	10.62	69.20	10.86	71.90	11.13	74.00	11.35
		153.0	52.40	6.80	56.80	7.94	61.80	9.27	67.20	10.43	69.20	10.67	71.90	10.94	74.00	11.16
		288.0	52.40	6.29	56.80	7.45	61.80	8.69	67.20	9.77	69.20	10.01	71.90	10.25	74.00	10.45
		360.1	52.40	6.12	56.80	7.28	61.80	8.49	67.20	9.57	69.20	9.82	71.90	10.06	74.00	10.18
		410.0	52.40	6.01	56.80	7.17	61.80	8.35	67.20	9.43	69.20	9.69	71.90	9.93	74.00	9.99
		35	115.2	52.40	7.74	56.80	8.99	61.80	10.46	67.20	11.80	69.20	12.09	71.90	12.39	74.00
	153.0		52.40	7.57	56.80	8.83	61.80	10.28	67.20	11.59	69.20	11.88	71.90	12.17	74.00	12.39
	288.0		52.40	6.99	56.80	8.27	61.80	9.65	67.20	10.86	69.20	11.12	71.90	11.39	74.00	11.61
	360.1		52.40	6.80	56.80	8.10	61.80	9.46	67.20	10.64	69.20	10.91	71.90	11.20	74.00	11.30
	410.0		52.40	6.67	56.80	7.99	61.80	9.33	67.20	10.49	69.20	10.77	71.90	11.07	74.00	11.09
	40	115.2	52.40	9.17	56.80	10.67	61.80	12.41	67.20	13.99	69.20	14.30	71.90	14.67	74.00	14.91
		153.0	52.40	8.98	56.80	10.48	61.80	12.19	67.20	13.74	69.20	14.05	71.90	14.41	74.00	14.65
		288.0	52.40	8.27	56.80	9.80	61.80	11.41	67.20	12.86	69.20	13.15	71.90	13.49	74.00	13.73
		360.1	52.40	8.03	56.80	9.60	61.80	11.17	67.20	12.60	69.20	12.91	71.90	13.25	74.00	13.38
		410.0	52.40	7.87	56.80	9.46	61.80	11.01	67.20	12.42	69.20	12.75	71.90	13.09	74.00	13.14
	45	115.2	52.40	10.61	56.80	12.35	61.80	14.36	67.20	16.17	69.20	16.52	71.90	16.96	74.00	17.23
		153.0	52.40	10.38	56.80	12.12	61.80	14.10	67.20	15.88	69.20	16.23	71.90	16.66	74.00	16.93
		288.0	52.40	9.56	56.80	11.32	61.80	13.18	67.20	14.87	69.20	15.18	71.90	15.60	74.00	15.86
		360.1	52.40	9.27	56.80	11.10	61.80	12.89	67.20	14.56	69.20	14.92	71.90	15.31	74.00	15.46
		410.0	52.40	9.07	56.80	10.95	61.80	12.69	67.20	14.35	69.20	14.74	71.90	15.11	74.00	15.18
70	10	115.2	45.90	2.29	49.70	2.67	54.20	3.09	58.80	3.48	60.50	3.62	62.90	3.71	64.70	3.72
		153.0	45.90	2.25	49.70	2.62	54.20	3.04	58.80	3.43	60.50	3.55	62.90	3.64	64.70	3.67
		288.0	45.90	2.10	49.70	2.44	54.20	2.86	58.80	3.26	60.50	3.32	62.90	3.42	64.70	3.47
		360.1	45.90	2.05	49.70	2.40	54.20	2.82	58.80	3.16	60.50	3.23	62.90	3.32	64.70	3.37
		410.0	45.90	2.01	49.70	2.37	54.20	2.79	58.80	3.09	60.50	3.17	62.90	3.25	64.70	3.30
	15	115.2	45.90	3.13	49.70	3.64	54.20	4.22	58.80	4.77	60.50	4.89	62.90	5.01	64.70	5.08
		153.0	45.90	3.06	49.70	3.57	54.20	4.15	58.80	4.69	60.50	4.81	62.90	4.93	64.70	5.00
		288.0	45.90	2.83	49.70	3.34	54.20	3.90	58.80	4.40	60.50	4.50	62.90	4.62	64.70	4.69
		360.1	45.90	2.76	49.70	3.27	54.20	3.82	58.80	4.30	60.50	4.40	62.90	4.53	64.70	4.57
		410.0	45.90	2.71	49.70	3.22	54.20	3.76	58.80	4.23	60.50	4.33	62.90	4.47	64.70	4.48
	20	115.2	45.90	3.87	49.70	4.50	54.20	5.24	58.80	5.90	60.50	6.03	62.90	6.17	64.70	6.29
		153.0	45.90	3.79	49.70	4.42	54.20	5.14	58.80	5.79	60.50	5.92	62.90	6.06	64.70	6.18
		288.0	45.90	3.48	49.70	4.14	54.20	4.82	58.80	5.42	60.50	5.54	62.90	5.69	64.70	5.78
		360.1	45.90	3.39	49.70	4.04	54.20	4.72	58.80	5.32	60.50	5.45	62.90	5.59	64.70	5.64
		410.0	45.90	3.33	49.70	3.97	54.20	4.65	58.80	5.25	60.50	5.39	62.90	5.52	64.70	5.54
	25	115.2	45.90	4.71	49.70	5.48	54.20	6.36	58.80	7.17	60.50	7.35	62.90	7.51	64.70	7.67
		153.0	45.90	4.61	49.70	5.38	54.20	6.25	58.80	7.05	60.50	7.22	62.90	7.38	64.70	7.53
		288.0	45.90	4.26	49.70	5.03	54.20	5.88	58.80	6.61	60.50	6.77	62.90	6.94	64.70	7.06
		360.1	45.90	4.14	49.70	4.93	54.20	5.75	58.80	6.48	60.50	6.62	62.90	6.80	64.70	6.87
		410.0	45.90	4.08	49.70	4.88	54.20	5.69	58.80	6.42	60.50	6.55	62.90	6.72	64.70	6.77
	30	115.2	45.90	5.80	49.70	6.74	54.20	7.84	58.80	8.82	60.50	9.04	62.90	9.27	64.70	9.43
153.0		45.90	5.67	49.70	6.62	54.20	7.70	58.80	8.67	60.50	8.88	62.90	9.11	64.70	9.27	
288.0		45.90	5.22	49.70	6.19	54.20	7.21	58.80	8.12	60.50	8.32	62.90	8.54	64.70	8.69	
360.1		45.90	5.08	49.70	6.07	54.20	7.06	58.80	7.96	60.50	8.17	62.90	8.37	64.70	8.46	
410.0		45.90	4.98	49.70	5.98	54.20	6.96	58.80	7.86	60.50	8.07	62.90	8.26	64.70	8.30	
35	115.2	45.90	6.43	49.70	7.46	54.20	8.73	58.80	9.80	60.50	10.06	62.90	10.30	64.70	10.46	
	153.0	45.90	6.29	49.70	7.34	54.20	8.57	58.80	9.63	60.50	9.88	62.90	10.12	64.70	10.28	
	288.0	45.90	5.80	49.70	6.90	54.20	8.01	58.80	9.02	60.50	9.24	62.90	9.48	64.70	9.65	
	360.1	45.90	5.64	49.70	6.72	54.20	7.86	58.80	8.85	60.50	9.07	62.90	9.31	64.70	9.41	
	410.0	45.90	5.54	49.70	6.60	54.20	7.76	58.80	8.74	60.50	8.96	62.90	9.20	64.70	9.25	
40	115.2	45.90	7.62	49.70	8.85	54.20	10.32	58.80	11.62	60.50	11.89	62.90	12.19	64.70	12.41	
	153.0	45.90	7.46	49.70	8.70	54.20	10.14	58.80	11.41	60.50	11.68	62.90	11.98	64.70	12.20	
	288.0	45.90	6.87	49.70	8.15	54.20	9.51	58.80	10.69	60.50	10.96	62.90	11.22	64.70	11.44	
	360.1	45.90	6.67	49.70	7.98	54.20	9.28	58.80	10.47	60.50	10.74	62.90	11.03	64.70	11.12	

7. Capacity Tables

Combi. (%)	Inlet Water Temp. (°C)	Water Flow Rate (LPM)	Indoor Air Temp. (°C, DB/WB)														
			20.0 / 14.0		23.0 / 16.0		26.0 / 18.0		27.0 / 19.0		28.0 / 20.0		30.0 / 22.0		32.0 / 24.0		
			TC	PI	TC	PI	TC	PI	TC	PI	TC	PI	TC	PI	TC	PI	
70	40	410.0	45.90	6.53	49.70	7.87	54.20	9.12	58.80	10.32	60.50	10.59	62.90	10.90	64.70	10.90	
	45	115.2	45.90	8.80	49.70	10.22	54.20	11.91	58.80	13.44	60.50	13.73	62.90	14.09	64.70	14.35	
		153.0	45.90	8.61	49.70	10.04	54.20	11.72	58.80	13.20	60.50	13.50	62.90	13.84	64.70	14.10	
		288.0	45.90	7.93	49.70	9.41	54.20	11.01	58.80	12.36	60.50	12.67	62.90	12.96	64.70	13.23	
		360.1	45.90	7.72	49.70	9.24	54.20	10.72	58.80	12.09	60.50	12.41	62.90	12.75	64.70	12.84	
		410.0	45.90	7.58	49.70	9.13	54.20	10.52	58.80	11.91	60.50	12.23	62.90	12.61	64.70	12.57	
60	10	115.2	39.30	1.82	42.50	2.13	46.30	2.45	50.30	2.82	52.00	2.89	54.00	2.92	55.50	2.97	
		153.0	39.30	1.78	42.50	2.09	46.30	2.42	50.30	2.77	52.00	2.83	54.00	2.88	55.50	2.93	
		288.0	39.30	1.65	42.50	1.95	46.30	2.30	50.30	2.58	52.00	2.63	54.00	2.72	55.50	2.77	
		360.1	39.30	1.58	42.50	1.93	46.30	2.26	50.30	2.53	52.00	2.58	54.00	2.65	55.50	2.69	
		410.0	39.30	1.53	42.50	1.91	46.30	2.23	50.30	2.49	52.00	2.54	54.00	2.60	55.50	2.63	
	15	115.2	39.30	2.50	42.50	2.90	46.30	3.37	50.30	3.81	52.00	3.91	54.00	3.98	55.50	4.05	
		153.0	39.30	2.44	42.50	2.85	46.30	3.31	50.30	3.74	52.00	3.84	54.00	3.91	55.50	3.98	
		288.0	39.30	2.25	42.50	2.66	46.30	3.12	50.30	3.51	52.00	3.58	54.00	3.68	55.50	3.75	
		360.1	39.30	2.18	42.50	2.61	46.30	3.05	50.30	3.43	52.00	3.51	54.00	3.61	55.50	3.66	
		410.0	39.30	2.13	42.50	2.57	46.30	3.00	50.30	3.37	52.00	3.46	54.00	3.56	55.50	3.60	
	20	115.2	39.30	3.08	42.50	3.59	46.30	4.18	50.30	4.69	52.00	4.82	54.00	4.92	55.50	5.01	
		153.0	39.30	3.01	42.50	3.52	46.30	4.11	50.30	4.61	52.00	4.74	54.00	4.84	55.50	4.93	
		288.0	39.30	2.79	42.50	3.29	46.30	3.85	50.30	4.33	52.00	4.43	54.00	4.53	55.50	4.62	
		360.1	39.30	2.71	42.50	3.22	46.30	3.75	50.30	4.24	52.00	4.33	54.00	4.45	55.50	4.50	
		410.0	39.30	2.65	42.50	3.17	46.30	3.68	50.30	4.18	52.00	4.26	54.00	4.39	55.50	4.42	
	25	115.2	39.30	3.75	42.50	4.38	46.30	5.09	50.30	5.72	52.00	5.85	54.00	5.99	55.50	6.12	
		153.0	39.30	3.67	42.50	4.30	46.30	4.99	50.30	5.62	52.00	5.75	54.00	5.89	55.50	6.01	
		288.0	39.30	3.39	42.50	4.01	46.30	4.67	50.30	5.27	52.00	5.40	54.00	5.54	55.50	5.64	
		360.1	39.30	3.29	42.50	3.92	46.30	4.57	50.30	5.16	52.00	5.30	54.00	5.42	55.50	5.49	
		410.0	39.30	3.24	42.50	3.87	46.30	4.52	50.30	5.09	52.00	5.24	54.00	5.35	55.50	5.42	
	30	115.2	39.30	4.61	42.50	5.35	46.30	6.24	50.30	7.03	52.00	7.20	54.00	7.37	55.50	7.53	
		153.0	39.30	4.51	42.50	5.25	46.30	6.13	50.30	6.91	52.00	7.07	54.00	7.24	55.50	7.39	
		288.0	39.30	4.16	42.50	4.93	46.30	5.75	50.30	6.48	52.00	6.62	54.00	6.80	55.50	6.92	
		360.1	39.30	4.04	42.50	4.84	46.30	5.64	50.30	6.36	52.00	6.51	54.00	6.67	55.50	6.75	
		410.0	39.30	3.95	42.50	4.78	46.30	5.56	50.30	6.27	52.00	6.43	54.00	6.58	55.50	6.64	
	35	115.2	39.30	5.13	42.50	5.98	46.30	6.96	50.30	7.82	52.00	8.01	54.00	8.21	55.50	8.35	
		153.0	39.30	5.02	42.50	5.87	46.30	6.83	50.30	7.68	52.00	7.87	54.00	8.06	55.50	8.20	
		288.0	39.30	4.62	42.50	5.49	46.30	6.38	50.30	7.21	52.00	7.38	54.00	7.54	55.50	7.69	
		360.1	39.30	4.50	42.50	5.37	46.30	6.27	50.30	7.06	52.00	7.23	54.00	7.43	55.50	7.50	
		410.0	39.30	4.42	42.50	5.29	46.30	6.19	50.30	6.96	52.00	7.13	54.00	7.35	55.50	7.37	
	40	115.2	39.30	6.06	42.50	7.05	46.30	8.24	50.30	9.27	52.00	9.48	54.00	9.70	55.50	9.90	
		153.0	39.30	5.93	42.50	6.93	46.30	8.09	50.30	9.10	52.00	9.31	54.00	9.54	55.50	9.73	
		288.0	39.30	5.49	42.50	6.51	46.30	7.57	50.30	8.51	52.00	8.73	54.00	8.95	55.50	9.12	
		360.1	39.30	5.32	42.50	6.36	46.30	7.43	50.30	8.35	52.00	8.56	54.00	8.78	55.50	8.88	
		410.0	39.30	5.21	42.50	6.26	46.30	7.33	50.30	8.25	52.00	8.45	54.00	8.67	55.50	8.72	
	45	115.2	39.30	7.00	42.50	8.12	46.30	9.51	50.30	10.72	52.00	10.96	54.00	11.20	55.50	11.45	
		153.0	39.30	6.86	42.50	7.98	46.30	9.34	50.30	10.53	52.00	10.77	54.00	11.01	55.50	11.25	
		288.0	39.30	6.36	42.50	7.52	46.30	8.75	50.30	9.82	52.00	10.09	54.00	10.35	55.50	10.54	
		360.1	39.30	6.14	42.50	7.35	46.30	8.59	50.30	9.62	52.00	9.89	54.00	10.14	55.50	10.25	
		410.0	39.30	5.99	42.50	7.24	46.30	8.49	50.30	9.48	52.00	9.75	54.00	10.00	55.50	10.05	
	50	10	115.2	32.80	1.44	35.50	1.58	38.70	1.90	42.00	2.08	43.30	2.11	45.00	2.21	46.20	2.22
			153.0	32.80	1.42	35.50	1.56	38.70	1.86	42.00	2.05	43.30	2.08	45.00	2.17	46.20	2.18
			288.0	32.80	1.35	35.50	1.51	38.70	1.72	42.00	1.93	43.30	2.00	45.00	2.00	46.20	2.05
			360.1	32.80	1.34	35.50	1.51	38.70	1.68	42.00	1.88	43.30	1.90	45.00	1.98	46.20	1.97
			410.0	32.80	1.33	35.50	1.51	38.70	1.65	42.00	1.84	43.30	1.83	45.00	1.96	46.20	1.91
		15	115.2	32.80	1.85	35.50	2.16	38.70	2.53	42.00	2.82	43.30	2.90	45.00	2.98	46.20	3.03
			153.0	32.80	1.81	35.50	2.12	38.70	2.49	42.00	2.78	43.30	2.86	45.00	2.93	46.20	2.98
			288.0	32.80	1.67	35.50	1.98	38.70	2.32	42.00	2.61	43.30	2.69	45.00	2.74	46.20	2.79
			360.1	32.80	1.62	35.50	1.96	38.70	2.27	42.00	2.56	43.30	2.61	45.00	2.69	46.20	2.71

7. Capacity Tables

Combi. (%)	Inlet Water Temp. (°C)	Water Flow Rate (LPM)	Indoor Air Temp. (°C, DB/WB)													
			20.0 / 14.0		23.0 / 16.0		26.0 / 18.0		27.0 / 19.0		28.0 / 20.0		30.0 / 22.0		32.0 / 24.0	
			TC	PI	TC	PI	TC	PI	TC	PI	TC	PI	TC	PI	TC	PI
50	15	410.0	32.80	1.58	35.50	1.94	38.70	2.23	42.00	2.52	43.30	2.55	45.00	2.65	46.20	2.65
	20	115.2	32.80	2.29	35.50	2.69	38.70	3.10	42.00	3.48	43.30	3.59	45.00	3.66	46.20	3.74
		153.0	32.80	2.25	35.50	2.64	38.70	3.04	42.00	3.42	43.30	3.52	45.00	3.60	46.20	3.67
		288.0	32.80	2.08	35.50	2.45	38.70	2.85	42.00	3.22	43.30	3.29	45.00	3.39	46.20	3.43
		360.1	32.80	2.01	35.50	2.40	38.70	2.80	42.00	3.17	43.30	3.24	45.00	3.32	46.20	3.37
		410.0	32.80	1.96	35.50	2.36	38.70	2.76	42.00	3.13	43.30	3.20	45.00	3.27	46.20	3.33
	25	115.2	32.80	2.79	35.50	3.24	38.70	3.79	42.00	4.28	43.30	4.38	45.00	4.48	46.20	4.54
		153.0	32.80	2.73	35.50	3.19	38.70	3.72	42.00	4.20	43.30	4.30	45.00	4.40	46.20	4.47
		288.0	32.80	2.51	35.50	3.00	38.70	3.48	42.00	3.92	43.30	4.01	45.00	4.11	46.20	4.21
		360.1	32.80	2.45	35.50	2.93	38.70	3.41	42.00	3.85	43.30	3.95	45.00	4.04	46.20	4.09
		410.0	32.80	2.40	35.50	2.89	38.70	3.37	42.00	3.81	43.30	3.90	45.00	4.00	46.20	4.03
	30	115.2	32.80	3.46	35.50	4.01	38.70	4.67	42.00	5.26	43.30	5.38	45.00	5.50	46.20	5.61
		153.0	32.80	3.38	35.50	3.94	38.70	4.59	42.00	5.16	43.30	5.28	45.00	5.40	46.20	5.51
		288.0	32.80	3.09	35.50	3.68	38.70	4.28	42.00	4.84	43.30	4.93	45.00	5.08	46.20	5.16
		360.1	32.80	3.03	35.50	3.61	38.70	4.21	42.00	4.74	43.30	4.86	45.00	4.98	46.20	5.03
		410.0	32.80	2.99	35.50	3.56	38.70	4.16	42.00	4.67	43.30	4.81	45.00	4.91	46.20	4.94
	35	115.2	32.80	3.82	35.50	4.45	38.70	5.19	42.00	5.82	43.30	5.98	45.00	6.12	46.20	6.22
		153.0	32.80	3.74	35.50	4.37	38.70	5.09	42.00	5.72	43.30	5.87	45.00	6.01	46.20	6.11
		288.0	32.80	3.46	35.50	4.09	38.70	4.77	42.00	5.37	43.30	5.49	45.00	5.64	46.20	5.74
		360.1	32.80	3.37	35.50	4.01	38.70	4.67	42.00	5.27	43.30	5.40	45.00	5.54	46.20	5.59
		410.0	32.80	3.31	35.50	3.95	38.70	4.60	42.00	5.20	43.30	5.34	45.00	5.47	46.20	5.49
	40	115.2	32.80	4.54	35.50	5.26	38.70	6.14	42.00	6.90	43.30	7.08	45.00	7.25	46.20	7.37
		153.0	32.80	4.44	35.50	5.16	38.70	6.03	42.00	6.78	43.30	6.95	45.00	7.12	46.20	7.24
		288.0	32.80	4.09	35.50	4.84	38.70	5.64	42.00	6.36	43.30	6.51	45.00	6.67	46.20	6.80
		360.1	32.80	3.97	35.50	4.74	38.70	5.54	42.00	6.24	43.30	6.38	45.00	6.56	46.20	6.61
		410.0	32.80	3.89	35.50	4.67	38.70	5.47	42.00	6.16	43.30	6.29	45.00	6.48	46.20	6.48
	45	115.2	32.80	5.26	35.50	6.07	38.70	7.11	42.00	7.98	43.30	8.19	45.00	8.38	46.20	8.53
		153.0	32.80	5.14	35.50	5.96	38.70	6.97	42.00	7.84	43.30	8.04	45.00	8.23	46.20	8.38
		288.0	32.80	4.72	35.50	5.59	38.70	6.51	42.00	7.35	43.30	7.52	45.00	7.72	46.20	7.86
		360.1	32.80	4.57	35.50	5.46	38.70	6.41	42.00	7.21	43.30	7.38	45.00	7.57	46.20	7.62
		410.0	32.80	4.47	35.50	5.37	38.70	6.34	42.00	7.11	43.30	7.28	45.00	7.47	46.20	7.46

Note

- TC: Total Capacity(kW), PI : Power Input(kW)
- Capacity tables show the average value of conditions which may occur.
- The minimum flow rate of the product is based on 50% of the rated flow rate or the value indicated in the specification table, whichever is greater. However, when the 'Variable Water Flow Valve Control KIT' is applied, the minimum flow rate is allowed to 40% (gray colored area) of the rated flow rate.
- If the flow rate is less than minimum flow rate and the indoor unit combination ratio exceeds 130%, ask to LG Electronics even if the 'Variable Water Flow Valve Control KIT' is applied.

7. Capacity Tables

CRWM320LAS5

Combi. (%)	Inlet Water Temp. (°C)	Water Flow Rate (LPM)	Indoor Air Temp. (°C, DB/WB)														
			20.0 / 14.0		23.0 / 16.0		26.0 / 18.0		27.0 / 19.0		28.0 / 20.0		30.0 / 22.0		32.0 / 24.0		
			TC	PI	TC	PI	TC	PI	TC	PI	TC	PI	TC	PI	TC	PI	
130	10	122.8	83.30	5.31	90.20	6.23	98.20	7.26	106.7	8.13	109.9	8.32	114.3	8.59	117.4	8.71	
		153.0	83.30	5.24	90.20	6.14	98.20	7.16	106.7	8.03	109.9	8.22	114.3	8.47	117.4	8.61	
		307.0	83.30	4.84	90.20	5.67	98.20	6.63	106.7	7.48	109.9	7.70	114.3	7.86	117.4	8.06	
		355.0	83.30	4.70	90.20	5.60	98.20	6.53	106.7	7.32	109.9	7.54	114.3	7.73	117.4	7.83	
		410.0	83.30	4.51	90.20	5.50	98.20	6.40	106.7	7.11	109.9	7.32	114.3	7.56	117.4	7.53	
	15	122.8	81.90	7.00	88.80	8.16	96.60	9.51	105.0	10.69	108.2	10.94	112.3	11.23	115.5	11.42	
		153.0	81.90	6.90	88.80	8.05	96.60	9.38	105.0	10.55	108.2	10.80	112.3	11.08	115.5	11.29	
		307.0	81.90	6.34	88.80	7.49	96.60	8.74	105.0	9.83	108.2	10.09	112.3	10.35	115.5	10.57	
		355.0	81.90	6.16	88.80	7.35	96.60	8.56	105.0	9.64	108.2	9.89	112.3	10.15	115.5	10.32	
		410.0	81.90	5.93	88.80	7.16	96.60	8.33	105.0	9.40	108.2	9.64	112.3	9.89	115.5	10.00	
	20	122.8	80.80	8.51	87.50	9.88	95.20	11.52	103.5	12.96	106.6	13.27	110.7	13.58	113.9	13.83	
		153.0	80.80	8.37	87.50	9.75	95.20	11.37	103.5	12.80	106.6	13.10	110.7	13.42	113.9	13.67	
		307.0	80.80	7.66	87.50	9.11	95.20	10.60	103.5	11.93	106.6	12.22	110.7	12.56	113.9	12.81	
		355.0	80.80	7.46	87.50	8.90	95.20	10.38	103.5	11.70	106.6	11.98	110.7	12.29	113.9	12.53	
		410.0	80.80	7.21	87.50	8.63	95.20	10.09	103.5	11.40	106.6	11.67	110.7	11.94	113.9	12.17	
	25	122.8	80.80	10.50	87.50	12.17	95.20	14.19	103.5	16.01	106.6	16.38	110.7	16.76	113.9	17.05	
		153.0	80.80	10.33	87.50	12.01	95.20	14.00	103.5	15.79	106.6	16.16	110.7	16.55	113.9	16.84	
		307.0	80.80	9.46	87.50	11.22	95.20	13.06	103.5	14.70	106.6	15.06	110.7	15.49	113.9	15.77	
		355.0	80.80	9.18	87.50	10.97	95.20	12.81	103.5	14.42	106.6	14.78	110.7	15.18	113.9	15.43	
		410.0	80.80	9.05	87.50	10.84	95.20	12.68	103.5	14.27	106.6	14.64	110.7	15.03	113.9	15.27	
	30	122.8	80.80	12.61	87.50	14.63	95.20	17.03	103.5	19.19	106.6	19.65	110.7	20.13	113.9	20.46	
		153.0	80.80	12.40	87.50	14.44	95.20	16.81	103.5	18.94	106.6	19.40	110.7	19.88	113.9	20.21	
		307.0	80.80	11.33	87.50	13.46	95.20	15.68	103.5	17.64	106.6	18.09	110.7	18.57	113.9	18.94	
		355.0	80.80	11.02	87.50	13.18	95.20	15.35	103.5	17.30	106.6	17.75	110.7	18.20	113.9	18.51	
		410.0	80.80	10.62	87.50	12.82	95.20	14.92	103.5	16.86	106.6	17.31	110.7	17.72	113.9	17.95	
	35	122.8	72.70	12.72	78.70	14.80	85.60	17.24	93.10	19.39	96.00	19.89	99.70	20.36	102.5	20.69	
		153.0	72.70	12.52	78.70	14.61	85.60	17.02	93.10	19.14	96.00	19.63	99.70	20.10	102.5	20.44	
		307.0	72.70	11.48	78.70	13.59	85.60	15.86	93.10	17.86	96.00	18.29	99.70	18.77	102.5	19.16	
		355.0	72.70	11.17	78.70	13.31	85.60	15.52	93.10	17.50	96.00	17.95	99.70	18.41	102.5	18.72	
		410.0	72.70	10.77	78.70	12.95	85.60	15.08	93.10	17.03	96.00	17.50	99.70	17.94	102.5	18.14	
	40	122.8	64.60	13.45	69.90	15.60	76.20	18.19	82.70	20.45	85.30	20.94	88.60	21.44	91.10	21.84	
		153.0	64.60	13.23	69.90	15.39	76.20	17.95	82.70	20.19	85.30	20.68	88.60	21.18	91.10	21.58	
		307.0	64.60	12.10	69.90	14.36	76.20	16.73	82.70	18.82	85.30	19.31	88.60	19.81	91.10	20.21	
		355.0	64.60	11.76	69.90	14.05	76.20	16.36	82.70	18.46	85.30	18.94	88.60	19.42	91.10	19.76	
		410.0	64.60	11.32	69.90	13.65	76.20	15.88	82.70	17.99	85.30	18.46	88.60	18.90	91.10	19.16	
	45	122.8	56.50	14.17	61.30	16.39	66.60	19.13	72.50	21.52	74.70	21.99	77.40	22.52	79.70	23.00	
		153.0	56.50	13.94	61.30	16.18	66.60	18.88	72.50	21.24	74.70	21.71	77.40	22.24	79.70	22.72	
		307.0	56.50	12.72	61.30	15.12	66.60	17.61	72.50	19.79	74.70	20.33	77.40	20.86	79.70	21.26	
		355.0	56.50	12.35	61.30	14.78	66.60	17.22	72.50	19.42	74.70	19.93	77.40	20.44	79.70	20.81	
		410.0	56.50	11.87	61.30	14.34	66.60	16.71	72.50	18.94	74.70	19.41	77.40	19.89	79.70	20.22	
	120	10	122.8	78.90	5.07	85.30	5.91	93.00	6.84	101.0	7.70	104.0	7.95	108.2	8.13	111.2	8.23
			153.0	78.90	4.98	85.30	5.83	93.00	6.75	101.0	7.60	104.0	7.83	108.2	8.01	111.2	8.13
			307.0	78.90	4.56	85.30	5.43	93.00	6.34	101.0	7.09	104.0	7.26	108.2	7.45	111.2	7.61
			355.0	78.90	4.41	85.30	5.26	93.00	6.19	101.0	6.93	104.0	7.15	108.2	7.31	111.2	7.45
			410.0	78.90	4.21	85.30	5.03	93.00	5.99	101.0	6.71	104.0	7.00	108.2	7.13	111.2	7.24
15		122.8	77.90	6.72	84.30	7.82	92.00	9.08	99.90	10.23	102.9	10.49	106.9	10.75	109.9	10.90	
		153.0	77.90	6.61	84.30	7.72	92.00	8.96	99.90	10.10	102.9	10.36	106.9	10.61	109.9	10.77	
		307.0	77.90	6.05	84.30	7.18	92.00	8.37	99.90	9.42	102.9	9.64	106.9	9.89	109.9	10.09	
		355.0	77.90	5.88	84.30	7.01	92.00	8.20	99.90	9.21	102.9	9.46	106.9	9.70	109.9	9.86	
		410.0	77.90	5.65	84.30	6.78	92.00	7.98	99.90	8.94	102.9	9.23	106.9	9.46	109.9	9.57	
20		122.8	77.10	8.19	83.50	9.51	91.00	11.06	98.90	12.47	101.8	12.75	105.8	13.06	108.8	13.28	
		153.0	77.10	8.06	83.50	9.38	91.00	10.91	98.90	12.31	101.8	12.59	105.8	12.90	108.8	13.12	
		307.0	77.10	7.38	83.50	8.74	91.00	10.17	98.90	11.48	101.8	11.76	105.8	12.07	108.8	12.29	
		355.0	77.10	7.18	83.50	8.56	91.00	9.98	98.90	11.25	101.8	11.53	105.8	11.82	108.8	12.01	

7. Capacity Tables

Combi. (%)	Inlet Water Temp. (°C)	Water Flow Rate (LPM)	Indoor Air Temp. (°C, DB/WB)													
			20.0 / 14.0		23.0 / 16.0		26.0 / 18.0		27.0 / 19.0		28.0 / 20.0		30.0 / 22.0		32.0 / 24.0	
			TC	PI	TC	PI	TC	PI	TC	PI	TC	PI	TC	PI	TC	PI
120	20	410.0	77.10	6.92	83.50	8.33	91.00	9.74	98.90	10.95	101.8	11.24	105.8	11.50	108.8	11.64
	25	122.8	77.10	10.07	83.50	11.70	91.00	13.62	98.90	15.31	101.8	15.68	105.8	16.08	108.8	16.36
		153.0	77.10	9.91	83.50	11.54	91.00	13.44	98.90	15.12	101.8	15.48	105.8	15.87	108.8	16.16
		307.0	77.10	9.08	83.50	10.74	91.00	12.53	98.90	14.11	101.8	14.44	105.8	14.81	108.8	15.12
		355.0	77.10	8.82	83.50	10.51	91.00	12.26	98.90	13.82	101.8	14.16	105.8	14.53	108.8	14.75
		410.0	77.10	8.69	83.50	10.40	91.00	12.14	98.90	13.68	101.8	14.02	105.8	14.39	108.8	14.57
	30	122.8	77.10	12.14	83.50	14.14	91.00	16.47	98.90	18.54	101.8	18.96	105.8	19.44	108.8	19.78
		153.0	77.10	11.95	83.50	13.95	91.00	16.25	98.90	18.29	101.8	18.71	105.8	19.19	108.8	19.53
		307.0	77.10	10.97	83.50	13.00	91.00	15.12	98.90	17.04	101.8	17.47	105.8	17.92	108.8	18.26
		355.0	77.10	10.66	83.50	12.72	91.00	14.81	98.90	16.70	101.8	17.13	105.8	17.58	108.8	17.84
		410.0	77.10	10.26	83.50	12.36	91.00	14.40	98.90	16.25	101.8	16.69	105.8	17.13	108.8	17.29
	35	122.8	70.60	12.47	76.50	14.48	83.20	16.87	90.40	19.00	93.10	19.46	96.80	19.90	99.50	20.27
		153.0	70.60	12.26	76.50	14.29	83.20	16.65	90.40	18.75	93.10	19.20	96.80	19.65	99.50	20.01
		307.0	70.60	11.22	76.50	13.31	83.20	15.52	90.40	17.47	93.10	17.89	96.80	18.38	99.50	18.72
		355.0	70.60	10.91	76.50	13.03	83.20	15.21	90.40	17.13	93.10	17.55	96.80	18.01	99.50	18.29
		410.0	70.60	10.51	76.50	12.67	83.20	14.80	90.40	16.69	93.10	17.11	96.80	17.53	99.50	17.72
	40	122.8	64.00	13.40	69.30	15.58	75.50	18.16	82.10	20.42	84.50	20.91	87.80	21.43	90.20	21.81
		153.0	64.00	13.18	69.30	15.37	75.50	17.92	82.10	20.16	84.50	20.63	87.80	21.15	90.20	21.53
		307.0	64.00	12.10	69.30	14.33	75.50	16.70	82.10	18.79	84.50	19.25	87.80	19.76	90.20	20.15
		355.0	64.00	11.76	69.30	14.02	75.50	16.36	82.10	18.43	84.50	18.91	87.80	19.40	90.20	19.68
410.0		64.00	11.32	69.30	13.62	75.50	15.92	82.10	17.96	84.50	18.47	87.80	18.93	90.20	19.06	
45	122.8	57.40	14.35	62.20	16.66	67.70	19.46	73.80	21.86	76.00	22.38	78.90	22.95	81.00	23.37	
	153.0	57.40	14.13	62.20	16.44	67.70	19.20	73.80	21.58	76.00	22.09	78.90	22.66	81.00	23.08	
	307.0	57.40	12.97	62.20	15.35	67.70	17.89	73.80	20.13	76.00	20.61	78.90	21.15	81.00	21.59	
	355.0	57.40	12.60	62.20	15.01	67.70	17.53	73.80	19.73	76.00	20.27	78.90	20.78	81.00	21.06	
	410.0	57.40	12.12	62.20	14.57	67.70	17.06	73.80	19.21	76.00	19.83	78.90	20.30	81.00	20.37	
110	10	122.8	74.40	4.78	80.60	5.54	87.70	6.49	95.20	7.28	98.10	7.43	102.1	7.67	104.7	7.78
		153.0	74.40	4.71	80.60	5.47	87.70	6.40	95.20	7.18	98.10	7.34	102.1	7.57	104.7	7.68
		307.0	74.40	4.31	80.60	5.09	87.70	5.94	95.20	6.70	98.10	6.90	102.1	7.06	104.7	7.17
		355.0	74.40	4.19	80.60	4.98	87.70	5.80	95.20	6.59	98.10	6.69	102.1	6.92	104.7	7.00
		410.0	74.40	4.03	80.60	4.83	87.70	5.62	95.20	6.45	98.10	6.42	102.1	6.73	104.7	6.79
	15	122.8	73.90	6.40	80.00	7.45	87.20	8.68	94.70	9.77	97.60	10.00	101.4	10.26	104.2	10.43
		153.0	73.90	6.30	80.00	7.35	87.20	8.56	94.70	9.64	97.60	9.87	101.4	10.13	104.2	10.30
		307.0	73.90	5.76	80.00	6.84	87.20	7.97	94.70	8.99	97.60	9.21	101.4	9.45	104.2	9.61
		355.0	73.90	5.63	80.00	6.70	87.20	7.80	94.70	8.82	97.60	9.02	101.4	9.27	104.2	9.39
		410.0	73.90	5.45	80.00	6.51	87.20	7.58	94.70	8.60	97.60	8.78	101.4	9.04	104.2	9.10
	20	122.8	73.60	7.85	79.70	9.14	86.70	10.63	94.30	11.98	97.10	12.27	100.8	12.56	103.7	12.78
		153.0	73.60	7.72	79.70	9.02	86.70	10.49	94.30	11.82	97.10	12.11	100.8	12.40	103.7	12.62
		307.0	73.60	7.06	79.70	8.40	86.70	9.78	94.30	11.02	97.10	11.28	100.8	11.56	103.7	11.79
		355.0	73.60	6.90	79.70	8.22	86.70	9.58	94.30	10.80	97.10	11.08	100.8	11.36	103.7	11.51
		410.0	73.60	6.69	79.70	7.99	86.70	9.33	94.30	10.52	97.10	10.82	100.8	11.10	103.7	11.14
	25	122.8	73.60	9.60	79.70	11.18	86.70	13.02	94.30	14.65	97.10	14.99	100.8	15.37	103.7	15.65
		153.0	73.60	9.45	79.70	11.03	86.70	12.85	94.30	14.46	97.10	14.80	100.8	15.17	103.7	15.45
		307.0	73.60	8.68	79.70	10.29	86.70	11.98	94.30	13.49	97.10	13.82	100.8	14.16	103.7	14.44
		355.0	73.60	8.43	79.70	10.07	86.70	11.73	94.30	13.23	97.10	13.54	100.8	13.91	103.7	14.08
		410.0	73.60	8.29	79.70	9.95	86.70	11.61	94.30	13.10	97.10	13.40	100.8	13.78	103.7	13.89
	30	122.8	73.60	11.70	79.70	13.62	86.70	15.86	94.30	17.87	97.10	18.30	100.8	18.72	103.7	19.07
		153.0	73.60	11.51	79.70	13.44	86.70	15.65	94.30	17.64	97.10	18.07	100.8	18.49	103.7	18.82
		307.0	73.60	10.57	79.70	12.53	86.70	14.59	94.30	16.42	97.10	16.85	100.8	17.27	103.7	17.58
		355.0	73.60	10.29	79.70	12.26	86.70	14.30	94.30	16.11	97.10	16.51	100.8	16.93	103.7	17.16
		410.0	73.60	9.93	79.70	11.91	86.70	13.93	94.30	15.71	97.10	16.07	100.8	16.49	103.7	16.61
	35	122.8	68.50	12.20	74.20	14.17	80.80	16.49	87.80	18.59	90.40	19.02	93.90	19.47	96.60	19.84
		153.0	68.50	12.01	74.20	13.98	80.80	16.27	87.80	18.34	90.40	18.77	93.90	19.22	96.60	19.59
		307.0	68.50	11.00	74.20	13.03	80.80	15.18	87.80	17.10	90.40	17.50	93.90	17.95	96.60	18.29
355.0		68.50	10.69	74.20	12.75	80.80	14.87	87.80	16.76	90.40	17.19	93.90	17.61	96.60	17.84	

7. Capacity Tables

Combi. (%)	Inlet Water Temp. (°C)	Water Flow Rate (LPM)	Indoor Air Temp. (°C, DB/WB)														
			20.0 / 14.0		23.0 / 16.0		26.0 / 18.0		27.0 / 19.0		28.0 / 20.0		30.0 / 22.0		32.0 / 24.0		
			TC	PI	TC	PI	TC	PI	TC	PI	TC	PI	TC	PI	TC	PI	
110	35	410.0	68.50	10.28	74.20	12.38	80.80	14.46	87.80	16.32	90.40	16.78	93.90	17.17	96.60	17.25	
		122.8	63.40	13.38	68.80	15.58	74.90	18.13	81.40	20.40	83.80	20.88	87.10	21.40	89.50	21.80	
	40	153.0	63.40	13.16	68.80	15.37	74.90	17.90	81.40	20.14	83.80	20.60	87.10	21.12	89.50	21.52	
		307.0	63.40	12.07	68.80	14.30	74.90	16.68	81.40	18.77	83.80	19.22	87.10	19.73	89.50	20.10	
		355.0	63.40	11.73	68.80	13.99	74.90	16.34	81.40	18.41	83.80	18.88	87.10	19.37	89.50	19.59	
		410.0	63.40	11.28	68.80	13.58	74.90	15.89	81.40	17.94	83.80	18.44	87.10	18.90	89.50	18.93	
		122.8	58.40	14.56	63.40	16.99	68.80	19.77	74.90	22.21	77.10	22.75	80.20	23.32	82.40	23.75	
	45	153.0	58.40	14.33	63.40	16.76	68.80	19.51	74.90	21.92	77.10	22.46	80.20	23.03	82.40	23.44	
		307.0	58.40	13.15	63.40	15.58	68.80	18.17	74.90	20.44	77.10	20.95	80.20	21.51	82.40	21.90	
		355.0	58.40	12.78	63.40	15.24	68.80	17.81	74.90	20.04	77.10	20.58	80.20	21.12	82.40	21.34	
410.0		58.40	12.30	63.40	14.79	68.80	17.34	74.90	19.51	77.10	20.10	80.20	20.61	82.40	20.61		
122.8		69.90	4.52	75.70	5.26	82.40	6.04	89.60	6.89	92.30	6.98	95.80	7.21	98.60	7.36		
100	10	153.0	69.90	4.45	75.70	5.19	82.40	5.97	89.60	6.80	92.30	6.89	95.80	7.12	98.60	7.26	
		307.0	69.90	4.09	75.70	4.81	82.40	5.60	89.60	6.34	92.30	6.47	95.80	6.63	98.60	6.77	
		355.0	69.90	3.94	75.70	4.71	82.40	5.46	89.60	6.20	92.30	6.34	95.80	6.50	98.60	6.55	
		410.0	69.90	3.74	75.70	4.58	82.40	5.28	89.60	6.02	92.30	6.17	95.80	6.32	98.60	6.26	
		122.8	69.90	6.12	75.70	7.09	82.40	8.25	89.60	9.31	92.30	9.51	95.80	9.77	98.60	9.94	
	15	153.0	69.90	6.02	75.70	7.00	82.40	8.15	89.60	9.19	92.30	9.39	95.80	9.64	98.60	9.81	
		307.0	69.90	5.51	75.70	6.53	82.40	7.61	89.60	8.56	92.30	8.77	95.80	8.99	98.60	9.15	
		355.0	69.90	5.34	75.70	6.38	82.40	7.43	89.60	8.40	92.30	8.59	95.80	8.82	98.60	8.90	
		410.0	69.90	5.12	75.70	6.18	82.40	7.20	89.60	8.18	92.30	8.36	95.80	8.60	98.60	8.58	
		122.8	69.90	7.52	75.70	8.72	82.40	10.20	89.60	11.46	92.30	11.76	95.80	12.04	98.60	12.23	
	20	153.0	69.90	7.40	75.70	8.62	82.40	10.07	89.60	11.31	92.30	11.60	95.80	11.88	98.60	12.07	
		307.0	69.90	6.78	75.70	8.06	82.40	9.39	89.60	10.54	92.30	10.80	95.80	11.08	98.60	11.28	
		355.0	69.90	6.59	75.70	7.89	82.40	9.18	89.60	10.35	92.30	10.60	95.80	10.88	98.60	11.00	
		410.0	69.90	6.35	75.70	7.67	82.40	8.91	89.60	10.11	92.30	10.35	95.80	10.62	98.60	10.63	
		122.8	69.90	9.17	75.70	10.66	82.40	12.41	89.60	13.99	92.30	14.34	95.80	14.68	98.60	14.94	
	25	153.0	69.90	9.02	75.70	10.52	82.40	12.25	89.60	13.80	92.30	14.15	95.80	14.49	98.60	14.75	
		307.0	69.90	8.28	75.70	9.80	82.40	11.42	89.60	12.87	92.30	13.18	95.80	13.51	98.60	13.77	
		355.0	69.90	8.06	75.70	9.61	82.40	11.19	89.60	12.60	92.30	12.91	95.80	13.25	98.60	13.40	
		410.0	69.90	7.94	75.70	9.51	82.40	11.08	89.60	12.48	92.30	12.79	95.80	13.13	98.60	13.21	
		122.8	69.90	11.27	75.70	13.13	82.40	15.28	89.60	17.21	92.30	17.61	95.80	18.04	98.60	18.38	
	30	153.0	69.90	11.09	75.70	12.96	82.40	15.08	89.60	16.99	92.30	17.38	95.80	17.81	98.60	18.15	
		307.0	69.90	10.17	75.70	12.07	82.40	14.05	89.60	15.83	92.30	16.20	95.80	16.62	98.60	16.93	
		355.0	69.90	9.89	75.70	11.82	82.40	13.77	89.60	15.52	92.30	15.92	95.80	16.31	98.60	16.48	
		410.0	69.90	9.52	75.70	11.50	82.40	13.41	89.60	15.12	92.30	15.56	95.80	15.90	98.60	15.89	
		122.8	66.40	11.91	72.00	13.85	78.30	16.11	85.10	18.16	87.70	18.59	91.10	19.04	93.60	19.39	
	35	153.0	66.40	11.72	72.00	13.67	78.30	15.90	85.10	17.92	87.70	18.34	91.10	18.79	93.60	19.14	
		307.0	66.40	10.74	72.00	12.75	78.30	14.84	85.10	16.70	87.70	17.10	91.10	17.55	93.60	17.86	
		355.0	66.40	10.46	72.00	12.47	78.30	14.53	85.10	16.39	87.70	16.79	91.10	17.22	93.60	17.38	
		410.0	66.40	10.09	72.00	12.11	78.30	14.13	85.10	15.99	87.70	16.38	91.10	16.79	93.60	16.75	
		122.8	62.90	13.39	68.10	15.55	74.20	18.10	80.60	20.37	83.00	20.86	86.40	21.37	88.60	21.74	
	40	153.0	62.90	13.17	68.10	15.34	74.20	17.87	80.60	20.11	83.00	20.58	86.40	21.09	88.60	21.46	
		307.0	62.90	12.04	68.10	14.30	74.20	16.65	80.60	18.75	83.00	19.19	86.40	19.68	88.60	20.04	
		355.0	62.90	11.73	68.10	13.99	74.20	16.31	80.60	18.38	83.00	18.82	86.40	19.31	88.60	19.50	
		410.0	62.90	11.32	68.10	13.58	74.20	15.87	80.60	17.90	83.00	18.34	86.40	18.83	88.60	18.80	
		122.8	59.30	14.87	64.30	17.24	70.10	20.09	76.20	22.58	78.50	23.13	81.60	23.71	83.70	24.09	
	45	153.0	59.30	14.62	64.30	17.02	70.10	19.83	76.20	22.29	78.50	22.82	81.60	23.40	83.70	23.78	
		307.0	59.30	13.34	64.30	15.86	70.10	18.46	76.20	20.78	78.50	21.28	81.60	21.80	83.70	22.21	
		355.0	59.30	13.00	64.30	15.52	70.10	18.09	76.20	20.35	78.50	20.86	81.60	21.40	83.70	21.62	
		410.0	59.30	12.55	64.30	15.08	70.10	17.61	76.20	19.79	78.50	20.31	81.60	20.87	83.70	20.85	
		122.8	62.90	3.85	68.10	4.46	74.20	5.21	80.60	5.91	83.00	6.01	86.40	6.14	88.60	6.34	
	90	10	153.0	62.90	3.79	68.10	4.41	74.20	5.15	80.60	5.84	83.00	5.94	86.40	6.08	88.60	6.25
			307.0	62.90	3.51	68.10	4.16	74.20	4.81	80.60	5.47	83.00	5.58	86.40	5.74	88.60	5.82
			355.0	62.90	3.40	68.10	4.03	74.20	4.74	80.60	5.30	83.00	5.46	86.40	5.63	88.60	5.63

7. Capacity Tables

Combi. (%)	Inlet Water Temp. (°C)	Water Flow Rate (LPM)	Indoor Air Temp. (°C, DB/WB)													
			20.0 / 14.0		23.0 / 16.0		26.0 / 18.0		27.0 / 19.0		28.0 / 20.0		30.0 / 22.0		32.0 / 24.0	
			TC	PI	TC	PI	TC	PI	TC	PI	TC	PI	TC	PI	TC	PI
90	10	410.0	62.90	3.25	68.10	3.86	74.20	4.65	80.60	5.09	83.00	5.30	86.40	5.48	88.60	5.38
	15	122.8	62.90	5.24	68.10	6.09	74.20	7.09	80.60	8.01	83.00	8.19	86.40	8.38	88.60	8.56
		153.0	62.90	5.16	68.10	6.02	74.20	7.00	80.60	7.91	83.00	8.09	86.40	8.28	88.60	8.45
		307.0	62.90	4.75	68.10	5.63	74.20	6.53	80.60	7.38	83.00	7.55	86.40	7.74	88.60	7.89
		355.0	62.90	4.61	68.10	5.48	74.20	6.41	80.60	7.21	83.00	7.40	86.40	7.61	88.60	7.66
		410.0	62.90	4.42	68.10	5.28	74.20	6.25	80.60	6.99	83.00	7.20	86.40	7.43	88.60	7.36
	20	122.8	62.90	6.49	68.10	7.52	74.20	8.77	80.60	9.89	83.00	10.11	86.40	10.38	88.60	10.54
		153.0	62.90	6.39	68.10	7.42	74.20	8.65	80.60	9.76	83.00	9.98	86.40	10.24	88.60	10.41
		307.0	62.90	5.85	68.10	6.93	74.20	8.06	80.60	9.08	83.00	9.30	86.40	9.52	88.60	9.73
		355.0	62.90	5.68	68.10	6.78	74.20	7.92	80.60	8.90	83.00	9.13	86.40	9.36	88.60	9.46
		410.0	62.90	5.46	68.10	6.58	74.20	7.73	80.60	8.67	83.00	8.91	86.40	9.15	88.60	9.11
	25	122.8	62.90	7.91	68.10	9.20	74.20	10.69	80.60	12.04	83.00	12.32	86.40	12.63	88.60	12.87
		153.0	62.90	7.78	68.10	9.08	74.20	10.55	80.60	11.88	83.00	12.16	86.40	12.47	88.60	12.70
		307.0	62.90	7.12	68.10	8.45	74.20	9.83	80.60	11.08	83.00	11.33	86.40	11.64	88.60	11.85
		355.0	62.90	6.93	68.10	8.25	74.20	9.64	80.60	10.85	83.00	11.14	86.40	11.42	88.60	11.53
		410.0	62.90	6.83	68.10	8.16	74.20	9.54	80.60	10.74	83.00	11.03	86.40	11.31	88.60	11.37
	30	122.8	62.90	9.72	68.10	11.30	74.20	13.16	80.60	14.82	83.00	15.17	86.40	15.55	88.60	15.83
		153.0	62.90	9.56	68.10	11.15	74.20	12.99	80.60	14.63	83.00	14.98	86.40	15.34	88.60	15.62
		307.0	62.90	8.77	68.10	10.38	74.20	12.10	80.60	13.62	83.00	13.96	86.40	14.30	88.60	14.56
		355.0	62.90	8.51	68.10	10.17	74.20	11.85	80.60	13.37	83.00	13.68	86.40	14.05	88.60	14.19
		410.0	62.90	8.18	68.10	9.90	74.20	11.53	80.60	13.04	83.00	13.32	86.40	13.73	88.60	13.71
	35	122.8	61.10	10.50	66.20	12.19	72.10	14.19	78.40	15.98	80.80	16.35	83.90	16.75	86.20	17.06
		153.0	61.10	10.33	66.20	12.03	72.10	14.00	78.40	15.77	80.80	16.13	83.90	16.53	86.20	16.84
		307.0	61.10	9.45	66.20	11.19	72.10	13.06	78.40	14.70	80.80	15.04	83.90	15.43	86.20	15.71
		355.0	61.10	9.18	66.20	10.97	72.10	12.78	78.40	14.42	80.80	14.78	83.90	15.15	86.20	15.30
		410.0	61.10	8.83	66.20	10.69	72.10	12.42	78.40	14.06	80.80	14.44	83.90	14.79	86.20	14.76
	40	122.8	59.40	12.06	64.30	13.99	70.10	16.29	76.20	18.36	78.50	18.79	81.50	19.25	83.80	19.59
		153.0	59.40	11.87	64.30	13.80	70.10	16.08	76.20	18.11	78.50	18.54	81.50	19.00	83.80	19.34
		307.0	59.40	10.85	64.30	12.87	70.10	15.01	76.20	16.88	78.50	17.30	81.50	17.72	83.80	18.07
		355.0	59.40	10.54	64.30	12.60	70.10	14.70	76.20	16.57	78.50	16.96	81.50	17.41	83.80	17.58
		410.0	59.40	10.14	64.30	12.25	70.10	14.29	76.20	16.16	78.50	16.51	81.50	17.00	83.80	16.93
	45	122.8	57.60	13.61	62.50	15.80	68.00	18.38	73.90	20.75	76.20	21.22	79.00	21.75	81.40	22.11
		153.0	57.60	13.39	62.50	15.59	68.00	18.15	73.90	20.47	76.20	20.94	79.00	21.47	81.40	21.83
		307.0	57.60	12.26	62.50	14.53	68.00	16.96	73.90	19.06	76.20	19.56	79.00	20.02	81.40	20.41
		355.0	57.60	11.90	62.50	14.25	68.00	16.62	73.90	18.72	76.20	19.13	79.00	19.68	81.40	19.87
410.0		57.60	11.43	62.50	13.88	68.00	16.18	73.90	18.28	76.20	18.56	79.00	19.23	81.40	19.17	
80	10	122.8	55.90	3.29	60.50	3.75	65.90	4.35	71.70	4.99	73.80	5.05	76.70	5.20	78.90	5.24
		153.0	55.90	3.23	60.50	3.71	65.90	4.31	71.70	4.92	73.80	4.99	76.70	5.13	78.90	5.18
		307.0	55.90	2.90	60.50	3.51	65.90	4.06	71.70	4.54	73.80	4.68	76.70	4.75	78.90	4.84
		355.0	55.90	2.89	60.50	3.40	65.90	3.97	71.70	4.46	73.80	4.53	76.70	4.68	78.90	4.74
		410.0	55.90	2.87	60.50	3.25	65.90	3.85	71.70	4.35	73.80	4.33	76.70	4.59	78.90	4.61
	15	122.8	55.90	4.41	60.50	5.11	65.90	5.94	71.70	6.72	73.80	6.86	76.70	7.04	78.90	7.15
		153.0	55.90	4.34	60.50	5.05	65.90	5.87	71.70	6.63	73.80	6.77	76.70	6.95	78.90	7.06
		307.0	55.90	3.96	60.50	4.72	65.90	5.48	71.70	6.16	73.80	6.34	76.70	6.47	78.90	6.59
		355.0	55.90	3.88	60.50	4.61	65.90	5.37	71.70	6.05	73.80	6.19	76.70	6.37	78.90	6.41
		410.0	55.90	3.78	60.50	4.46	65.90	5.22	71.70	5.90	73.80	5.99	76.70	6.23	78.90	6.18
	20	122.8	55.90	5.42	60.50	6.32	65.90	7.36	71.70	8.28	73.80	8.47	76.70	8.68	78.90	8.85
		153.0	55.90	5.33	60.50	6.23	65.90	7.26	71.70	8.17	73.80	8.36	76.70	8.56	78.90	8.73
		307.0	55.90	4.89	60.50	5.79	65.90	6.75	71.70	7.61	73.80	7.80	76.70	8.00	78.90	8.14
		355.0	55.90	4.75	60.50	5.68	65.90	6.62	71.70	7.46	73.80	7.66	76.70	7.86	78.90	7.92
		410.0	55.90	4.57	60.50	5.53	65.90	6.45	71.70	7.26	73.80	7.47	76.70	7.67	78.90	7.63
	25	122.8	55.90	6.64	60.50	7.70	65.90	8.96	71.70	10.08	73.80	10.35	76.70	10.60	78.90	10.77
		153.0	55.90	6.53	60.50	7.60	65.90	8.84	71.70	9.95	73.80	10.21	76.70	10.47	78.90	10.64
		307.0	55.90	5.97	60.50	7.06	65.90	8.25	71.70	9.30	73.80	9.49	76.70	9.76	78.90	9.92
		355.0	55.90	5.79	60.50	6.93	65.90	8.09	71.70	9.11	73.80	9.33	76.70	9.58	78.90	9.67

7. Capacity Tables

Combi. (%)	Inlet Water Temp. (°C)	Water Flow Rate (LPM)	Indoor Air Temp. (°C, DB/WB)													
			20.0 / 14.0		23.0 / 16.0		26.0 / 18.0		27.0 / 19.0		28.0 / 20.0		30.0 / 22.0		32.0 / 24.0	
			TC	PI	TC	PI	TC	PI	TC	PI	TC	PI	TC	PI	TC	PI
80	25	410.0	55.90	5.71	60.50	6.86	65.90	8.00	71.70	9.00	73.80	9.24	76.70	9.49	78.90	9.54
	30	122.8	55.90	8.13	60.50	9.45	65.90	11.03	71.70	12.41	73.80	12.69	76.70	13.02	78.90	13.27
		153.0	55.90	8.00	60.50	9.33	65.90	10.89	71.70	12.25	73.80	12.53	76.70	12.85	78.90	13.10
		307.0	55.90	7.35	60.50	8.71	65.90	10.15	71.70	11.42	73.80	11.70	76.70	11.98	78.90	12.22
		355.0	55.90	7.15	60.50	8.51	65.90	9.92	71.70	11.19	73.80	11.48	76.70	11.76	78.90	11.90
		410.0	55.90	6.90	60.50	8.26	65.90	9.63	71.70	10.89	73.80	11.20	76.70	11.48	78.90	11.48
	35	122.8	55.90	9.05	60.50	10.51	65.90	12.23	71.70	13.79	73.80	14.14	76.70	14.48	78.90	14.74
		153.0	55.90	8.90	60.50	10.38	65.90	12.07	71.70	13.61	73.80	13.95	76.70	14.29	78.90	14.55
		307.0	55.90	8.17	60.50	9.67	65.90	11.28	71.70	12.69	73.80	13.00	76.70	13.31	78.90	13.57
		355.0	55.90	7.94	60.50	9.46	65.90	11.05	71.70	12.44	73.80	12.75	76.70	13.09	78.90	13.20
		410.0	55.90	7.64	60.50	9.19	65.90	10.75	71.70	12.12	73.80	12.42	76.70	12.80	78.90	12.72
	40	122.8	55.90	10.73	60.50	12.47	65.90	14.51	71.70	16.35	73.80	16.72	76.70	17.15	78.90	17.44
		153.0	55.90	10.56	60.50	12.31	65.90	14.32	71.70	16.13	73.80	16.50	76.70	16.93	78.90	17.21
		307.0	55.90	9.67	60.50	11.45	65.90	13.34	71.70	15.04	73.80	15.37	76.70	15.77	78.90	16.05
		355.0	55.90	9.39	60.50	11.22	65.90	13.06	71.70	14.73	73.80	15.09	76.70	15.49	78.90	15.64
		410.0	55.90	9.02	60.50	10.93	65.90	12.70	71.70	14.32	73.80	14.72	76.70	15.13	78.90	15.10
	45	122.8	55.90	12.41	60.50	14.44	65.90	16.79	71.70	18.91	73.80	19.31	76.70	19.83	78.90	20.14
		153.0	55.90	12.21	60.50	14.24	65.90	16.56	71.70	18.66	73.80	19.05	76.70	19.57	78.90	19.88
		307.0	55.90	11.17	60.50	13.23	65.90	15.40	71.70	17.38	73.80	17.75	76.70	18.23	78.90	18.54
		355.0	55.90	10.83	60.50	12.97	65.90	15.06	71.70	17.02	73.80	17.44	76.70	17.89	78.90	18.07
410.0		55.90	10.38	60.50	12.63	65.90	14.61	71.70	16.55	73.80	17.03	76.70	17.45	78.90	17.45	
70	10	122.8	49.00	2.68	53.00	3.12	57.80	3.61	62.70	4.07	64.60	4.23	67.10	4.34	69.00	4.35
		153.0	49.00	2.64	53.00	3.08	57.80	3.57	62.70	4.03	64.60	4.17	67.10	4.28	69.00	4.31
		307.0	49.00	2.45	53.00	2.86	57.80	3.35	62.70	3.81	64.60	3.89	67.10	4.00	69.00	4.06
		355.0	49.00	2.40	53.00	2.80	57.80	3.29	62.70	3.70	64.60	3.78	67.10	3.88	69.00	3.94
		410.0	49.00	2.34	53.00	2.72	57.80	3.21	62.70	3.56	64.60	3.63	67.10	3.72	69.00	3.78
	15	122.8	49.00	3.66	53.00	4.25	57.80	4.94	62.70	5.57	64.60	5.72	67.10	5.86	69.00	5.94
		153.0	49.00	3.60	53.00	4.19	57.80	4.88	62.70	5.50	64.60	5.65	67.10	5.79	69.00	5.87
		307.0	49.00	3.30	53.00	3.90	57.80	4.55	62.70	5.14	64.60	5.26	67.10	5.40	69.00	5.48
		355.0	49.00	3.23	53.00	3.82	57.80	4.47	62.70	5.03	64.60	5.14	67.10	5.29	69.00	5.34
		410.0	49.00	3.14	53.00	3.72	57.80	4.37	62.70	4.88	64.60	4.98	67.10	5.14	69.00	5.15
	20	122.8	49.00	4.53	53.00	5.26	57.80	6.12	62.70	6.90	64.60	7.04	67.10	7.21	69.00	7.36
		153.0	49.00	4.46	53.00	5.19	57.80	6.04	62.70	6.81	64.60	6.95	67.10	7.12	69.00	7.26
		307.0	49.00	4.07	53.00	4.83	57.80	5.63	62.70	6.34	64.60	6.47	67.10	6.65	69.00	6.75
		355.0	49.00	3.96	53.00	4.72	57.80	5.51	62.70	6.22	64.60	6.37	67.10	6.53	69.00	6.59
		410.0	49.00	3.81	53.00	4.58	57.80	5.35	62.70	6.06	64.60	6.23	67.10	6.37	69.00	6.38
	25	122.8	49.00	5.51	53.00	6.41	57.80	7.43	62.70	8.39	64.60	8.59	67.10	8.78	69.00	8.96
		153.0	49.00	5.42	53.00	6.32	57.80	7.34	62.70	8.28	64.60	8.48	67.10	8.67	69.00	8.84
		307.0	49.00	4.98	53.00	5.88	57.80	6.87	62.70	7.72	64.60	7.92	67.10	8.11	69.00	8.25
		355.0	49.00	4.83	53.00	5.76	57.80	6.72	62.70	7.58	64.60	7.74	67.10	7.94	69.00	8.03
		410.0	49.00	4.77	53.00	5.71	57.80	6.66	62.70	7.51	64.60	7.66	67.10	7.86	69.00	7.91
30	122.8	49.00	6.78	53.00	7.88	57.80	9.17	62.70	10.31	64.60	10.57	67.10	10.83	69.00	11.03	
	153.0	49.00	6.66	53.00	7.78	57.80	9.05	62.70	10.18	64.60	10.44	67.10	10.70	69.00	10.89	
	307.0	49.00	6.10	53.00	7.24	57.80	8.43	62.70	9.49	64.60	9.73	67.10	9.98	69.00	10.15	
	355.0	49.00	5.94	53.00	7.09	57.80	8.25	62.70	9.30	64.60	9.55	67.10	9.78	69.00	9.89	
	410.0	49.00	5.72	53.00	6.89	57.80	8.02	62.70	9.06	64.60	9.32	67.10	9.52	69.00	9.56	
35	122.8	49.00	7.52	53.00	8.72	57.80	10.20	62.70	11.46	64.60	11.76	67.10	12.04	69.00	12.23	
	153.0	49.00	7.40	53.00	8.62	57.80	10.07	62.70	11.31	64.60	11.60	67.10	11.88	69.00	12.07	
	307.0	49.00	6.78	53.00	8.06	57.80	9.36	62.70	10.54	64.60	10.80	67.10	11.08	69.00	11.28	
	355.0	49.00	6.59	53.00	7.86	57.80	9.18	62.70	10.35	64.60	10.60	67.10	10.88	69.00	11.00	
	410.0	49.00	6.35	53.00	7.60	57.80	8.95	62.70	10.11	64.60	10.35	67.10	10.62	69.00	10.63	
40	122.8	49.00	8.91	53.00	10.34	57.80	12.07	62.70	13.59	64.60	13.90	67.10	14.25	69.00	14.50	
	153.0	49.00	8.77	53.00	10.21	57.80	11.91	62.70	13.41	64.60	13.72	67.10	14.06	69.00	14.31	
	307.0	49.00	8.03	53.00	9.52	57.80	11.11	62.70	12.50	64.60	12.81	67.10	13.12	69.00	13.37	
	355.0	49.00	7.80	53.00	9.33	57.80	10.85	62.70	12.24	64.60	12.56	67.10	12.89	69.00	13.00	

7. Capacity Tables

Combi. (%)	Inlet Water Temp. (°C)	Water Flow Rate (LPM)	Indoor Air Temp. (°C, DB/WB)														
			20.0 / 14.0		23.0 / 16.0		26.0 / 18.0		27.0 / 19.0		28.0 / 20.0		30.0 / 22.0		32.0 / 24.0		
			TC	PI	TC	PI	TC	PI	TC	PI	TC	PI	TC	PI	TC	PI	
70	40	410.0	49.00	7.50	53.00	9.09	57.80	10.52	62.70	11.90	64.60	12.24	67.10	12.59	69.00	12.51	
	45	122.8	49.00	10.29	53.00	11.95	57.80	13.92	62.70	15.72	64.60	16.05	67.10	16.47	69.00	16.78	
		153.0	49.00	10.13	53.00	11.79	57.80	13.75	62.70	15.51	64.60	15.85	67.10	16.25	69.00	16.56	
		307.0	49.00	9.27	53.00	11.00	57.80	12.87	62.70	14.44	64.60	14.81	67.10	15.15	69.00	15.46	
		355.0	49.00	9.02	53.00	10.80	57.80	12.53	62.70	14.13	64.60	14.50	67.10	14.90	69.00	15.01	
		410.0	49.00	8.70	53.00	10.54	57.80	12.09	62.70	13.72	64.60	14.09	67.10	14.58	69.00	14.42	
60	10	122.8	41.90	2.13	45.40	2.49	49.40	2.86	53.70	3.29	55.40	3.38	57.60	3.42	59.20	3.47	
		153.0	41.90	2.10	45.40	2.46	49.40	2.83	53.70	3.25	55.40	3.32	57.60	3.38	59.20	3.44	
		307.0	41.90	1.93	45.40	2.28	49.40	2.69	53.70	3.02	55.40	3.07	57.60	3.18	59.20	3.24	
		355.0	41.90	1.85	45.40	2.25	49.40	2.64	53.70	2.96	55.40	3.02	57.60	3.10	59.20	3.15	
		410.0	41.90	1.74	45.40	2.21	49.40	2.57	53.70	2.88	55.40	2.96	57.60	2.99	59.20	3.03	
	15	122.8	41.90	2.92	45.40	3.39	49.40	3.93	53.70	4.46	55.40	4.57	57.60	4.65	59.20	4.74	
		153.0	41.90	2.87	45.40	3.35	49.40	3.88	53.70	4.40	55.40	4.51	57.60	4.59	59.20	4.68	
		307.0	41.90	2.63	45.40	3.11	49.40	3.64	53.70	4.10	55.40	4.19	57.60	4.30	59.20	4.38	
		355.0	41.90	2.55	45.40	3.05	49.40	3.57	53.70	4.01	55.40	4.10	57.60	4.21	59.20	4.27	
		410.0	41.90	2.44	45.40	2.97	49.40	3.48	53.70	3.89	55.40	3.98	57.60	4.09	59.20	4.12	
	20	122.8	41.90	3.60	45.40	4.20	49.40	4.89	53.70	5.48	55.40	5.63	57.60	5.75	59.20	5.86	
		153.0	41.90	3.54	45.40	4.14	49.40	4.83	53.70	5.41	55.40	5.56	57.60	5.68	59.20	5.79	
		307.0	41.90	3.26	45.40	3.85	49.40	4.50	53.70	5.06	55.40	5.17	57.60	5.29	59.20	5.40	
		355.0	41.90	3.17	45.40	3.76	49.40	4.38	53.70	4.95	55.40	5.06	57.60	5.20	59.20	5.26	
		410.0	41.90	3.05	45.40	3.64	49.40	4.22	53.70	4.80	55.40	4.91	57.60	5.08	59.20	5.07	
	25	122.8	41.90	4.38	45.40	5.12	49.40	5.95	53.70	6.69	55.40	6.84	57.60	7.00	59.20	7.15	
		153.0	41.90	4.31	45.40	5.05	49.40	5.86	53.70	6.60	55.40	6.75	57.60	6.91	59.20	7.06	
		307.0	41.90	3.96	45.40	4.69	49.40	5.45	53.70	6.16	55.40	6.31	57.60	6.47	59.20	6.59	
		355.0	41.90	3.85	45.40	4.58	49.40	5.34	53.70	6.03	55.40	6.19	57.60	6.34	59.20	6.41	
		410.0	41.90	3.79	45.40	4.52	49.40	5.29	53.70	5.95	55.40	6.13	57.60	6.26	59.20	6.34	
	30	122.8	41.90	5.39	45.40	6.26	49.40	7.30	53.70	8.22	55.40	8.41	57.60	8.62	59.20	8.80	
		153.0	41.90	5.30	45.40	6.17	49.40	7.21	53.70	8.12	55.40	8.30	57.60	8.50	59.20	8.68	
		307.0	41.90	4.86	45.40	5.76	49.40	6.72	53.70	7.58	55.40	7.74	57.60	7.94	59.20	8.09	
		355.0	41.90	4.72	45.40	5.66	49.40	6.59	53.70	7.43	55.40	7.61	57.60	7.80	59.20	7.89	
		410.0	41.90	4.54	45.40	5.52	49.40	6.42	53.70	7.23	55.40	7.43	57.60	7.61	59.20	7.64	
	35	122.8	41.90	6.00	45.40	6.99	49.40	8.13	53.70	9.14	55.40	9.36	57.60	9.60	59.20	9.77	
		153.0	41.90	5.90	45.40	6.89	49.40	8.02	53.70	9.02	55.40	9.24	57.60	9.47	59.20	9.64	
		307.0	41.90	5.40	45.40	6.41	49.40	7.46	53.70	8.43	55.40	8.62	57.60	8.82	59.20	8.99	
		355.0	41.90	5.26	45.40	6.28	49.40	7.32	53.70	8.25	55.40	8.45	57.60	8.68	59.20	8.77	
		410.0	41.90	5.07	45.40	6.11	49.40	7.13	53.70	8.02	55.40	8.23	57.60	8.49	59.20	8.48	
	40	122.8	41.90	7.09	45.40	8.25	49.40	9.63	53.70	10.84	55.40	11.09	57.60	11.34	59.20	11.58	
		153.0	41.90	6.97	45.40	8.15	49.40	9.50	53.70	10.69	55.40	10.94	57.60	11.20	59.20	11.43	
		307.0	41.90	6.41	45.40	7.61	49.40	8.84	53.70	9.95	55.40	10.20	57.60	10.46	59.20	10.66	
		355.0	41.90	6.22	45.40	7.43	49.40	8.68	53.70	9.76	55.40	10.01	57.60	10.26	59.20	10.38	
		410.0	41.90	5.98	45.40	7.20	49.40	8.47	53.70	9.52	55.40	9.77	57.60	10.01	59.20	10.01	
	45	122.8	41.90	8.18	45.40	9.49	49.40	11.12	53.70	12.54	55.40	12.81	57.60	13.09	59.20	13.39	
		153.0	41.90	8.06	45.40	9.37	49.40	10.97	53.70	12.37	55.40	12.65	57.60	12.93	59.20	13.21	
		307.0	41.90	7.43	45.40	8.79	49.40	10.23	53.70	11.48	55.40	11.79	57.60	12.10	59.20	12.32	
		355.0	41.90	7.18	45.40	8.59	49.40	10.04	53.70	11.25	55.40	11.56	57.60	11.85	59.20	11.98	
		410.0	41.90	6.86	45.40	8.33	49.40	9.80	53.70	10.95	55.40	11.26	57.60	11.53	59.20	11.53	
	50	10	122.8	34.90	1.67	37.80	1.85	41.30	2.22	44.80	2.43	46.10	2.47	48.00	2.58	49.30	2.59
			153.0	34.90	1.65	37.80	1.83	41.30	2.19	44.80	2.40	46.10	2.45	48.00	2.54	49.30	2.56
			307.0	34.90	1.55	37.80	1.76	41.30	2.01	44.80	2.25	46.10	2.34	48.00	2.34	49.30	2.40
			355.0	34.90	1.54	37.80	1.76	41.30	1.96	44.80	2.20	46.10	2.22	48.00	2.31	49.30	2.31
			410.0	34.90	1.53	37.80	1.76	41.30	1.89	44.80	2.13	46.10	2.06	48.00	2.27	49.30	2.19
		15	122.8	34.90	2.16	37.80	2.53	41.30	2.96	44.80	3.30	46.10	3.39	48.00	3.48	49.30	3.54
			153.0	34.90	2.13	37.80	2.50	41.30	2.92	44.80	3.26	46.10	3.35	48.00	3.44	49.30	3.50
			307.0	34.90	1.95	37.80	2.32	41.30	2.71	44.80	3.05	46.10	3.14	48.00	3.20	49.30	3.26
355.0			34.90	1.89	37.80	2.29	41.30	2.65	44.80	2.99	46.10	3.05	48.00	3.14	49.30	3.17	

7. Capacity Tables

Combi. (%)	Inlet Water Temp. (°C)	Water Flow Rate (LPM)	Indoor Air Temp. (°C, DB/WB)													
			20.0 / 14.0		23.0 / 16.0		26.0 / 18.0		27.0 / 19.0		28.0 / 20.0		30.0 / 22.0		32.0 / 24.0	
			TC	PI	TC	PI	TC	PI	TC	PI	TC	PI	TC	PI	TC	PI
50	15	410.0	34.90	1.81	37.80	2.25	41.30	2.57	44.80	2.91	46.10	2.93	48.00	3.06	49.30	3.05
	20	122.8	34.90	2.68	37.80	3.14	41.30	3.62	44.80	4.07	46.10	4.20	48.00	4.28	49.30	4.37
		153.0	34.90	2.64	37.80	3.10	41.30	3.57	44.80	4.02	46.10	4.14	48.00	4.22	49.30	4.31
		307.0	34.90	2.43	37.80	2.86	41.30	3.33	44.80	3.76	46.10	3.85	48.00	3.96	49.30	4.01
		355.0	34.90	2.34	37.80	2.80	41.30	3.27	44.80	3.70	46.10	3.79	48.00	3.88	49.30	3.93
		410.0	34.90	2.22	37.80	2.72	41.30	3.19	44.80	3.62	46.10	3.71	48.00	3.78	49.30	3.82
	25	122.8	34.90	3.26	37.80	3.79	41.30	4.43	44.80	5.00	46.10	5.12	48.00	5.23	49.30	5.30
		153.0	34.90	3.21	37.80	3.75	41.30	4.37	44.80	4.93	46.10	5.05	48.00	5.16	49.30	5.24
		307.0	34.90	2.94	37.80	3.51	41.30	4.07	44.80	4.58	46.10	4.69	48.00	4.81	49.30	4.92
		355.0	34.90	2.86	37.80	3.42	41.30	3.98	44.80	4.50	46.10	4.61	48.00	4.72	49.30	4.78
		410.0	34.90	2.81	37.80	3.38	41.30	3.94	44.80	4.46	46.10	4.56	48.00	4.68	49.30	4.71
	30	122.8	34.90	4.04	37.80	4.68	41.30	5.46	44.80	6.15	46.10	6.29	48.00	6.43	49.30	6.55
		153.0	34.90	3.97	37.80	4.62	41.30	5.39	44.80	6.07	46.10	6.20	48.00	6.35	49.30	6.46
		307.0	34.90	3.61	37.80	4.30	41.30	5.00	44.80	5.66	46.10	5.76	48.00	5.94	49.30	6.03
		355.0	34.90	3.54	37.80	4.21	41.30	4.92	44.80	5.54	46.10	5.68	48.00	5.82	49.30	5.88
		410.0	34.90	3.45	37.80	4.09	41.30	4.81	44.80	5.38	46.10	5.57	48.00	5.66	49.30	5.68
	35	122.8	34.90	4.47	37.80	5.20	41.30	6.07	44.80	6.81	46.10	6.99	48.00	7.15	49.30	7.27
		153.0	34.90	4.40	37.80	5.13	41.30	5.98	44.80	6.72	46.10	6.89	48.00	7.06	49.30	7.18
		307.0	34.90	4.04	37.80	4.78	41.30	5.57	44.80	6.28	46.10	6.41	48.00	6.59	49.30	6.70
		355.0	34.90	3.93	37.80	4.69	41.30	5.45	44.80	6.16	46.10	6.31	48.00	6.47	49.30	6.53
		410.0	34.90	3.78	37.80	4.57	41.30	5.29	44.80	6.00	46.10	6.17	48.00	6.31	49.30	6.32
	40	122.8	34.90	5.30	37.80	6.15	41.30	7.18	44.80	8.07	46.10	8.28	48.00	8.47	49.30	8.62
		153.0	34.90	5.21	37.80	6.07	41.30	7.08	44.80	7.97	46.10	8.17	48.00	8.36	49.30	8.50
		307.0	34.90	4.78	37.80	5.66	41.30	6.59	44.80	7.43	46.10	7.61	48.00	7.80	49.30	7.94
		355.0	34.90	4.64	37.80	5.54	41.30	6.47	44.80	7.30	46.10	7.46	48.00	7.66	49.30	7.72
		410.0	34.90	4.45	37.80	5.38	41.30	6.31	44.80	7.13	46.10	7.26	48.00	7.47	49.30	7.43
	45	122.8	34.90	6.15	37.80	7.09	41.30	8.31	44.80	9.34	46.10	9.57	48.00	9.80	49.30	9.97
		153.0	34.90	6.05	37.80	7.00	41.30	8.19	44.80	9.22	46.10	9.44	48.00	9.67	49.30	9.84
		307.0	34.90	5.51	37.80	6.53	41.30	7.61	44.80	8.59	46.10	8.79	48.00	9.02	49.30	9.18
		355.0	34.90	5.34	37.80	6.38	41.30	7.49	44.80	8.43	46.10	8.62	48.00	8.84	49.30	8.90
		410.0	34.90	5.12	37.80	6.18	41.30	7.33	44.80	8.22	46.10	8.39	48.00	8.61	49.30	8.53

Note

- TC: Total Capacity(kW), PI : Power Input(kW)
- Capacity tables show the average value of conditions which may occur.
- The minimum flow rate of the product is based on 50% of the rated flow rate or the value indicated in the specification table, whichever is greater. However, when the 'Variable Water Flow Valve Control KIT' is applied, the minimum flow rate is allowed to 40% (gray colored area) of the rated flow rate.
- If the flow rate is less than minimum flow rate and the indoor unit combination ratio exceeds 130%, ask to LG Electronics even if the 'Variable Water Flow Valve Control KIT' is applied.

7. Capacity Tables

CRWM340LAS5

Combi. (%)	Inlet Water Temp. (°C)	Water Flow Rate (LPM)	Indoor Air Temp. (°C, DB/WB)														
			20.0 / 14.0		23.0 / 16.0		26.0 / 18.0		27.0 / 19.0		28.0 / 20.0		30.0 / 22.0		32.0 / 24.0		
			TC	PI	TC	PI	TC	PI	TC	PI	TC	PI	TC	PI	TC	PI	
130	10	130.8	88.50	5.68	95.90	6.66	104.4	7.75	113.4	8.69	116.8	8.89	121.4	9.18	124.8	9.30	
		163.5	88.50	5.60	95.90	6.56	104.4	7.64	113.4	8.58	116.8	8.78	121.4	9.05	124.8	9.19	
		327.0	88.50	5.17	95.90	6.06	104.4	7.09	113.4	7.99	116.8	8.23	121.4	8.40	124.8	8.61	
		380.0	88.50	5.02	95.90	5.98	104.4	6.98	113.4	7.82	116.8	8.05	121.4	8.26	124.8	8.37	
		410.0	88.50	4.87	95.90	5.90	104.4	6.88	113.4	7.66	116.8	7.88	121.4	8.13	124.8	8.14	
	15	130.8	87.00	7.48	94.30	8.72	102.7	10.16	111.5	11.42	114.9	11.69	119.4	11.99	122.8	12.20	
		163.5	87.00	7.37	94.30	8.61	102.7	10.02	111.5	11.27	114.9	11.54	119.4	11.83	122.8	12.05	
		327.0	87.00	6.77	94.30	8.00	102.7	9.33	111.5	10.51	114.9	10.78	119.4	11.06	122.8	11.29	
		380.0	87.00	6.58	94.30	7.85	102.7	9.15	111.5	10.30	114.9	10.57	119.4	10.84	122.8	11.02	
		410.0	87.00	6.40	94.30	7.70	102.7	8.97	111.5	10.11	114.9	10.38	119.4	10.63	122.8	10.77	
	20	130.8	85.80	9.09	93.00	10.55	101.2	12.31	110.0	13.84	113.2	14.18	117.6	14.51	121.0	14.78	
		163.5	85.80	8.93	93.00	10.41	101.2	12.15	110.0	13.66	113.2	13.99	117.6	14.33	121.0	14.60	
		327.0	85.80	8.18	93.00	9.73	101.2	11.33	110.0	12.75	113.2	13.05	117.6	13.41	121.0	13.68	
		380.0	85.80	7.97	93.00	9.51	101.2	11.09	110.0	12.50	113.2	12.80	117.6	13.13	121.0	13.38	
		410.0	85.80	7.78	93.00	9.30	101.2	10.86	110.0	12.26	113.2	12.56	117.6	12.86	121.0	13.10	
	25	130.8	85.80	11.21	93.00	13.01	101.2	15.16	110.0	17.10	113.2	17.49	117.6	17.91	121.0	18.21	
		163.5	85.80	11.02	93.00	12.84	101.2	14.96	110.0	16.87	113.2	17.26	117.6	17.69	121.0	17.99	
		327.0	85.80	10.11	93.00	11.99	101.2	13.95	110.0	15.71	113.2	16.09	117.6	16.55	121.0	16.85	
		380.0	85.80	9.81	93.00	11.72	101.2	13.68	110.0	15.40	113.2	15.79	117.6	16.21	121.0	16.48	
		410.0	85.80	9.66	93.00	11.58	101.2	13.54	110.0	15.25	113.2	15.64	117.6	16.05	121.0	16.31	
	30	130.8	85.80	13.47	93.00	15.63	101.2	18.19	110.0	20.50	113.2	20.99	117.6	21.50	121.0	21.86	
		163.5	85.80	13.25	93.00	15.42	101.2	17.95	110.0	20.23	113.2	20.72	117.6	21.23	121.0	21.59	
		327.0	85.80	12.10	93.00	14.38	101.2	16.75	110.0	18.84	113.2	19.33	117.6	19.84	121.0	20.23	
		380.0	85.80	11.77	93.00	14.08	101.2	16.40	110.0	18.48	113.2	18.97	117.6	19.44	121.0	19.78	
		410.0	85.80	11.46	93.00	13.80	101.2	16.07	110.0	18.14	113.2	18.63	117.6	19.06	121.0	19.34	
	35	130.8	77.20	13.59	83.60	15.81	91.00	18.41	99.00	20.71	102.0	21.24	105.9	21.75	108.9	22.10	
		163.5	77.20	13.37	83.60	15.60	91.00	18.17	99.00	20.44	102.0	20.96	105.9	21.47	108.9	21.83	
		327.0	77.20	12.26	83.60	14.52	91.00	16.94	99.00	19.08	102.0	19.54	105.9	20.06	108.9	20.47	
		380.0	77.20	11.93	83.60	14.22	91.00	16.58	99.00	18.70	102.0	19.17	105.9	19.66	108.9	19.99	
		410.0	77.20	11.62	83.60	13.94	91.00	16.24	99.00	18.34	102.0	18.82	105.9	19.28	108.9	19.53	
	40	130.8	68.60	14.36	74.30	16.66	80.90	19.43	87.90	21.85	90.60	22.37	94.20	22.91	96.80	23.33	
		163.5	68.60	14.12	74.30	16.44	80.90	19.18	87.90	21.56	90.60	22.08	94.20	22.62	96.80	23.04	
		327.0	68.60	12.92	74.30	15.34	80.90	17.88	87.90	20.11	90.60	20.63	94.20	21.17	96.80	21.59	
		380.0	68.60	12.56	74.30	15.01	80.90	17.48	87.90	19.72	90.60	20.23	94.20	20.74	96.80	21.10	
		410.0	68.60	12.22	74.30	14.70	80.90	17.10	87.90	19.35	90.60	19.85	94.20	20.32	96.80	20.62	
	45	130.8	60.00	15.14	65.10	17.51	70.70	20.44	77.00	22.99	79.40	23.49	82.30	24.06	84.70	24.56	
		163.5	60.00	14.89	65.10	17.29	70.70	20.17	77.00	22.69	79.40	23.19	82.30	23.76	84.70	24.26	
		327.0	60.00	13.59	65.10	16.15	70.70	18.81	77.00	21.14	79.40	21.72	82.30	22.29	84.70	22.71	
		380.0	60.00	13.19	65.10	15.79	70.70	18.39	77.00	20.74	79.40	21.29	82.30	21.83	84.70	22.22	
		410.0	60.00	12.81	65.10	15.45	70.70	17.99	77.00	20.36	79.40	20.88	82.30	21.39	84.70	21.75	
	120	10	130.8	83.80	5.41	90.60	6.31	98.80	7.31	107.3	8.23	110.5	8.49	114.9	8.69	118.1	8.79
			163.5	83.80	5.32	90.60	6.23	98.80	7.22	107.3	8.12	110.5	8.37	114.9	8.57	118.1	8.68
			327.0	83.80	4.87	90.60	5.80	98.80	6.77	107.3	7.58	110.5	7.75	114.9	7.96	118.1	8.13
			380.0	83.80	4.72	90.60	5.62	98.80	6.61	107.3	7.40	110.5	7.64	114.9	7.81	118.1	7.96
			410.0	83.80	4.57	90.60	5.44	98.80	6.46	107.3	7.23	110.5	7.53	114.9	7.68	118.1	7.80
15		130.8	82.80	7.18	89.60	8.35	97.70	9.70	106.1	10.93	109.3	11.20	113.6	11.48	116.8	11.65	
		163.5	82.80	7.07	89.60	8.24	97.70	9.57	106.1	10.79	109.3	11.06	113.6	11.33	116.8	11.51	
		327.0	82.80	6.47	89.60	7.67	97.70	8.94	106.1	10.06	109.3	10.30	113.6	10.57	116.8	10.78	
		380.0	82.80	6.28	89.60	7.48	97.70	8.76	106.1	9.84	109.3	10.11	113.6	10.36	116.8	10.54	
		410.0	82.80	6.10	89.60	7.30	97.70	8.59	106.1	9.63	109.3	9.93	113.6	10.17	116.8	10.32	
20		130.8	81.90	8.75	88.70	10.16	96.70	11.82	105.0	13.32	108.2	13.62	112.4	13.95	115.6	14.19	
		163.5	81.90	8.61	88.70	10.02	96.70	11.66	105.0	13.15	108.2	13.45	112.4	13.77	115.6	14.01	
		327.0	81.90	7.88	88.70	9.33	96.70	10.87	105.0	12.26	108.2	12.56	112.4	12.89	115.6	13.13	
		380.0	81.90	7.67	88.70	9.15	96.70	10.66	105.0	12.02	108.2	12.32	112.4	12.62	115.6	12.83	

7. Capacity Tables

Combi. (%)	Inlet Water Temp. (°C)	Water Flow Rate (LPM)	Indoor Air Temp. (°C, DB/WB)													
			20.0 / 14.0		23.0 / 16.0		26.0 / 18.0		27.0 / 19.0		28.0 / 20.0		30.0 / 22.0		32.0 / 24.0	
			TC	PI	TC	PI	TC	PI	TC	PI	TC	PI	TC	PI	TC	PI
120	20	410.0	81.90	7.47	88.70	8.97	96.70	10.47	105.0	11.79	108.2	12.10	112.4	12.37	115.6	12.54
	25	130.8	81.90	10.75	88.70	12.50	96.70	14.55	105.0	16.36	108.2	16.75	112.4	17.18	115.6	17.48
		163.5	81.90	10.58	88.70	12.33	96.70	14.36	105.0	16.15	108.2	16.53	112.4	16.96	115.6	17.26
		327.0	81.90	9.70	88.70	11.47	96.70	13.38	105.0	15.07	108.2	15.43	112.4	15.82	115.6	16.15
		380.0	81.90	9.43	88.70	11.23	96.70	13.10	105.0	14.76	108.2	15.12	112.4	15.52	115.6	15.76
		410.0	81.90	9.29	88.70	11.11	96.70	12.97	105.0	14.62	108.2	14.98	112.4	15.37	115.6	15.57
	30	130.8	81.90	12.97	88.70	15.10	96.70	17.59	105.0	19.80	108.2	20.25	112.4	20.77	115.6	21.13
		163.5	81.90	12.76	88.70	14.90	96.70	17.35	105.0	19.53	108.2	19.98	112.4	20.50	115.6	20.86
		327.0	81.90	11.72	88.70	13.89	96.70	16.15	105.0	18.21	108.2	18.66	112.4	19.14	115.6	19.51
		380.0	81.90	11.39	88.70	13.59	96.70	15.82	105.0	17.84	108.2	18.30	112.4	18.78	115.6	19.06
		410.0	81.90	11.08	88.70	13.31	96.70	15.50	105.0	17.49	108.2	17.96	112.4	18.43	115.6	18.63
	35	130.8	75.00	13.32	81.20	15.47	88.40	18.02	96.10	20.29	99.00	20.78	102.8	21.26	105.7	21.66
		163.5	75.00	13.10	81.20	15.26	88.40	17.78	96.10	20.02	99.00	20.50	102.8	20.99	105.7	21.38
		327.0	75.00	11.99	81.20	14.22	88.40	16.58	96.10	18.66	99.00	19.11	102.8	19.63	105.7	19.99
		380.0	75.00	11.66	81.20	13.92	88.40	16.25	96.10	18.30	99.00	18.75	102.8	19.24	105.7	19.54
		410.0	75.00	11.35	81.20	13.64	88.40	15.93	96.10	17.96	99.00	18.41	102.8	18.87	105.7	19.09
	40	130.8	68.00	14.32	73.60	16.64	80.20	19.39	87.20	21.82	89.80	22.34	93.30	22.89	95.90	23.30
		163.5	68.00	14.08	73.60	16.42	80.20	19.14	87.20	21.53	89.80	22.04	93.30	22.59	95.90	23.00
		327.0	68.00	12.92	73.60	15.31	80.20	17.84	87.20	20.08	89.80	20.56	93.30	21.10	95.90	21.53
		380.0	68.00	12.56	73.60	14.98	80.20	17.48	87.20	19.69	89.80	20.20	93.30	20.72	95.90	21.02
410.0		68.00	12.22	73.60	14.67	80.20	17.14	87.20	19.32	89.80	19.86	93.30	20.36	95.90	20.53	
45	130.8	61.00	15.33	66.10	17.80	71.90	20.78	78.40	23.35	80.70	23.90	83.80	24.52	86.00	24.96	
	163.5	61.00	15.09	66.10	17.56	71.90	20.50	78.40	23.05	80.70	23.58	83.80	24.20	86.00	24.65	
	327.0	61.00	13.86	66.10	16.40	71.90	19.11	78.40	21.50	80.70	22.02	83.80	22.59	86.00	23.07	
	380.0	61.00	13.46	66.10	16.04	71.90	18.73	78.40	21.07	80.70	21.65	83.80	22.19	86.00	22.49	
	410.0	61.00	13.08	66.10	15.70	71.90	18.37	78.40	20.66	80.70	21.31	83.80	21.81	86.00	21.94	
110	10	130.8	79.00	5.11	85.70	5.91	93.20	6.93	101.2	7.78	104.2	7.94	108.4	8.19	111.2	8.31
		163.5	79.00	5.03	85.70	5.83	93.20	6.83	101.2	7.67	104.2	7.85	108.4	8.08	111.2	8.20
		327.0	79.00	4.60	85.70	5.44	93.20	6.34	101.2	7.15	104.2	7.37	108.4	7.54	111.2	7.65
		380.0	79.00	4.48	85.70	5.32	93.20	6.20	101.2	7.04	104.2	7.15	108.4	7.39	111.2	7.48
		410.0	79.00	4.36	85.70	5.20	93.20	6.07	101.2	6.94	104.2	6.94	108.4	7.24	111.2	7.32
	15	130.8	78.50	6.84	85.00	7.95	92.60	9.27	100.6	10.44	103.7	10.68	107.8	10.96	110.7	11.14
		163.5	78.50	6.73	85.00	7.84	92.60	9.14	100.6	10.30	103.7	10.54	107.8	10.82	110.7	11.00
		327.0	78.50	6.16	85.00	7.31	92.60	8.51	100.6	9.60	103.7	9.84	107.8	10.09	110.7	10.27
		380.0	78.50	6.01	85.00	7.15	92.60	8.34	100.6	9.43	103.7	9.63	107.8	9.90	110.7	10.03
		410.0	78.50	5.87	85.00	7.00	92.60	8.17	100.6	9.26	103.7	9.44	107.8	9.72	110.7	9.80
	20	130.8	78.20	8.38	84.60	9.76	92.10	11.36	100.1	12.80	103.2	13.11	107.1	13.41	110.2	13.65
		163.5	78.20	8.24	84.60	9.63	92.10	11.20	100.1	12.63	103.2	12.94	107.1	13.24	110.2	13.48
		327.0	78.20	7.55	84.60	8.97	92.10	10.44	100.1	11.77	103.2	12.05	107.1	12.35	110.2	12.59
		380.0	78.20	7.37	84.60	8.78	92.10	10.24	100.1	11.53	103.2	11.83	107.1	12.14	110.2	12.29
		410.0	78.20	7.21	84.60	8.60	92.10	10.05	100.1	11.31	103.2	11.62	107.1	11.93	110.2	12.00
	25	130.8	78.20	10.25	84.60	11.94	92.10	13.90	100.1	15.65	103.2	16.01	107.1	16.42	110.2	16.72
		163.5	78.20	10.09	84.60	11.78	92.10	13.71	100.1	15.44	103.2	15.80	107.1	16.20	110.2	16.50
		327.0	78.20	9.27	84.60	10.99	92.10	12.80	100.1	14.41	103.2	14.76	107.1	15.12	110.2	15.43
		380.0	78.20	9.00	84.60	10.75	92.10	12.53	100.1	14.13	103.2	14.46	107.1	14.85	110.2	15.04
		410.0	78.20	8.86	84.60	10.63	92.10	12.40	100.1	14.00	103.2	14.31	107.1	14.72	110.2	14.84
30	130.8	78.20	12.50	84.60	14.55	92.10	16.94	100.1	19.09	103.2	19.55	107.1	20.00	110.2	20.37	
	163.5	78.20	12.29	84.60	14.36	92.10	16.72	100.1	18.84	103.2	19.30	107.1	19.75	110.2	20.10	
	327.0	78.20	11.29	84.60	13.38	92.10	15.58	100.1	17.54	103.2	18.00	107.1	18.45	110.2	18.78	
	380.0	78.20	10.99	84.60	13.10	92.10	15.28	100.1	17.21	103.2	17.64	107.1	18.08	110.2	18.33	
	410.0	78.20	10.71	84.60	12.83	92.10	15.00	100.1	16.90	103.2	17.30	107.1	17.74	110.2	17.90	
35	130.8	72.80	13.03	78.90	15.14	85.90	17.62	93.30	19.85	96.10	20.31	99.80	20.80	102.7	21.20	
	163.5	72.80	12.82	78.90	14.94	85.90	17.38	93.30	19.58	96.10	20.04	99.80	20.53	102.7	20.93	
	327.0	72.80	11.75	78.90	13.92	85.90	16.21	93.30	18.27	96.10	18.70	99.80	19.17	102.7	19.54	
	380.0	72.80	11.42	78.90	13.62	85.90	15.88	93.30	17.91	96.10	18.36	99.80	18.81	102.7	19.06	

7. Capacity Tables

Combi. (%)	Inlet Water Temp. (°C)	Water Flow Rate (LPM)	Indoor Air Temp. (°C, DB/WB)														
			20.0 / 14.0		23.0 / 16.0		26.0 / 18.0		27.0 / 19.0		28.0 / 20.0		30.0 / 22.0		32.0 / 24.0		
			TC	PI	TC	PI	TC	PI	TC	PI	TC	PI	TC	PI	TC	PI	
110	35	410.0	72.80	11.10	78.90	13.33	85.90	15.56	93.30	17.57	96.10	18.04	99.80	18.47	102.7	18.60	
		130.8	67.40	14.30	73.10	16.64	79.50	19.36	86.50	21.80	89.10	22.31	92.50	22.86	95.10	23.28	
	40	163.5	67.40	14.06	73.10	16.42	79.50	19.11	86.50	21.51	89.10	22.01	92.50	22.56	95.10	22.98	
		327.0	67.40	12.89	73.10	15.28	79.50	17.81	86.50	20.06	89.10	20.53	92.50	21.07	95.10	21.47	
		380.0	67.40	12.53	73.10	14.95	79.50	17.45	86.50	19.66	89.10	20.17	92.50	20.69	95.10	20.93	
		410.0	67.40	12.18	73.10	14.63	79.50	17.10	86.50	19.28	89.10	19.83	92.50	20.33	95.10	20.41	
		130.8	62.00	15.55	67.30	18.15	73.10	21.12	79.60	23.73	82.00	24.30	85.20	24.91	87.60	25.37	
	45	163.5	62.00	15.30	67.30	17.90	73.10	20.83	79.60	23.41	82.00	23.98	85.20	24.59	87.60	25.04	
		327.0	62.00	14.04	67.30	16.64	73.10	19.41	79.60	21.83	82.00	22.38	85.20	22.98	87.60	23.40	
		380.0	62.00	13.65	67.30	16.28	73.10	19.03	79.60	21.40	82.00	21.99	85.20	22.56	87.60	22.80	
		410.0	62.00	13.28	67.30	15.93	73.10	18.67	79.60	20.98	82.00	21.62	85.20	22.15	87.60	22.22	
		130.8	74.30	4.83	80.40	5.62	87.60	6.45	95.20	7.35	98.10	7.45	101.8	7.71	104.7	7.86	
	100	10	163.5	74.30	4.75	80.40	5.54	87.60	6.37	95.20	7.26	98.10	7.36	101.8	7.61	104.7	7.75
			327.0	74.30	4.36	80.40	5.14	87.60	5.98	95.20	6.77	98.10	6.91	101.8	7.09	104.7	7.23
			380.0	74.30	4.21	80.40	5.03	87.60	5.84	95.20	6.63	98.10	6.77	101.8	6.94	104.7	6.99
			410.0	74.30	4.06	80.40	4.93	87.60	5.71	95.20	6.50	98.10	6.64	101.8	6.80	104.7	6.76
130.8			74.30	6.53	80.40	7.58	87.60	8.81	95.20	9.95	98.10	10.16	101.8	10.44	104.7	10.61	
15		163.5	74.30	6.42	80.40	7.48	87.60	8.70	95.20	9.82	98.10	10.03	101.8	10.30	104.7	10.47	
		327.0	74.30	5.89	80.40	6.98	87.60	8.13	95.20	9.15	98.10	9.36	101.8	9.60	104.7	9.78	
		380.0	74.30	5.71	80.40	6.82	87.60	7.94	95.20	8.97	98.10	9.18	101.8	9.43	104.7	9.51	
		410.0	74.30	5.54	80.40	6.67	87.60	7.76	95.20	8.80	98.10	9.00	101.8	9.26	104.7	9.26	
		130.8	74.30	8.04	80.40	9.32	87.60	10.90	95.20	12.24	98.10	12.56	101.8	12.86	104.7	13.07	
20		163.5	74.30	7.91	80.40	9.21	87.60	10.76	95.20	12.08	98.10	12.39	101.8	12.69	104.7	12.90	
		327.0	74.30	7.25	80.40	8.61	87.60	10.03	95.20	11.26	98.10	11.53	101.8	11.83	104.7	12.05	
		380.0	74.30	7.04	80.40	8.43	87.60	9.81	95.20	11.06	98.10	11.33	101.8	11.63	104.7	11.75	
		410.0	74.30	6.85	80.40	8.26	87.60	9.60	95.20	10.87	98.10	11.14	101.8	11.43	104.7	11.46	
		130.8	74.30	9.79	80.40	11.39	87.60	13.26	95.20	14.95	98.10	15.32	101.8	15.68	104.7	15.96	
25		163.5	74.30	9.63	80.40	11.23	87.60	13.08	95.20	14.75	98.10	15.11	101.8	15.47	104.7	15.75	
		327.0	74.30	8.84	80.40	10.47	87.60	12.20	95.20	13.74	98.10	14.08	101.8	14.43	104.7	14.71	
		380.0	74.30	8.61	80.40	10.27	87.60	11.96	95.20	13.46	98.10	13.80	101.8	14.16	104.7	14.31	
		410.0	74.30	8.48	80.40	10.16	87.60	11.83	95.20	13.33	98.10	13.67	101.8	14.03	104.7	14.11	
		130.8	74.30	12.04	80.40	14.03	87.60	16.33	95.20	18.38	98.10	18.81	101.8	19.27	104.7	19.63	
30		163.5	74.30	11.85	80.40	13.84	87.60	16.11	95.20	18.14	98.10	18.56	101.8	19.02	104.7	19.38	
		327.0	74.30	10.87	80.40	12.89	87.60	15.01	95.20	16.91	98.10	17.30	101.8	17.75	104.7	18.08	
		380.0	74.30	10.57	80.40	12.62	87.60	14.71	95.20	16.58	98.10	17.00	101.8	17.42	104.7	17.61	
		410.0	74.30	10.28	80.40	12.37	87.60	14.43	95.20	16.27	98.10	16.72	101.8	17.10	104.7	17.15	
		130.8	70.60	12.72	76.50	14.79	83.20	17.21	90.40	19.39	93.10	19.85	96.80	20.34	99.50	20.71	
35		163.5	70.60	12.51	76.50	14.60	83.20	16.99	90.40	19.14	93.10	19.58	96.80	20.07	99.50	20.44	
		327.0	70.60	11.47	76.50	13.62	83.20	15.85	90.40	17.84	93.10	18.27	96.80	18.75	99.50	19.08	
		380.0	70.60	11.17	76.50	13.32	83.20	15.52	90.40	17.51	93.10	17.94	96.80	18.39	99.50	18.57	
		410.0	70.60	10.88	76.50	13.04	83.20	15.21	90.40	17.20	93.10	17.62	96.80	18.06	99.50	18.08	
		130.8	66.80	14.30	72.40	16.61	78.90	19.33	85.70	21.76	88.20	22.29	91.80	22.83	94.20	23.22	
40		163.5	66.80	14.06	72.40	16.39	78.90	19.08	85.70	21.47	88.20	21.99	91.80	22.53	94.20	22.92	
		327.0	66.80	12.86	72.40	15.28	78.90	17.78	85.70	20.02	88.20	20.50	91.80	21.02	94.20	21.40	
		380.0	66.80	12.53	72.40	14.95	78.90	17.42	85.70	19.63	88.20	20.11	91.80	20.63	94.20	20.83	
		410.0	66.80	12.21	72.40	14.63	78.90	17.08	85.70	19.26	88.20	19.74	91.80	20.26	94.20	20.28	
		130.8	63.10	15.88	68.30	18.41	74.50	21.46	80.90	24.12	83.40	24.71	86.70	25.32	88.90	25.74	
45		163.5	63.10	15.61	68.30	18.17	74.50	21.17	80.90	23.80	83.40	24.38	86.70	24.99	88.90	25.41	
		327.0	63.10	14.25	68.30	16.94	74.50	19.72	80.90	22.19	83.40	22.73	86.70	23.28	88.90	23.73	
		380.0	63.10	13.89	68.30	16.58	74.50	19.33	80.90	21.74	83.40	22.29	86.70	22.86	88.90	23.10	
		410.0	63.10	13.54	68.30	16.24	74.50	18.96	80.90	21.30	83.40	21.86	86.70	22.44	88.90	22.49	
		130.8	66.80	4.11	72.40	4.76	78.90	5.57	85.70	6.31	88.20	6.42	91.80	6.56	94.20	6.77	
90		10	163.5	66.80	4.05	72.40	4.71	78.90	5.50	85.70	6.23	88.20	6.34	91.80	6.50	94.20	6.68
			327.0	66.80	3.75	72.40	4.45	78.90	5.14	85.70	5.84	88.20	5.96	91.80	6.14	94.20	6.22
			380.0	66.80	3.64	72.40	4.30	78.90	5.06	85.70	5.66	88.20	5.84	91.80	6.01	94.20	6.01

7. Capacity Tables

Combi. (%)	Inlet Water Temp. (°C)	Water Flow Rate (LPM)	Indoor Air Temp. (°C, DB/WB)													
			20.0 / 14.0		23.0 / 16.0		26.0 / 18.0		27.0 / 19.0		28.0 / 20.0		30.0 / 22.0		32.0 / 24.0	
			TC	PI	TC	PI	TC	PI	TC	PI	TC	PI	TC	PI	TC	PI
90	10	410.0	66.80	3.53	72.40	4.17	78.90	4.99	85.70	5.50	88.20	5.72	91.80	5.89	94.20	5.81
	15	130.8	66.80	5.60	72.40	6.50	78.90	7.58	85.70	8.56	88.20	8.75	91.80	8.95	94.20	9.14
		163.5	66.80	5.52	72.40	6.42	78.90	7.48	85.70	8.45	88.20	8.64	91.80	8.84	94.20	9.03
		327.0	66.80	5.08	72.40	6.01	78.90	6.98	85.70	7.88	88.20	8.07	91.80	8.27	94.20	8.43
		380.0	66.80	4.92	72.40	5.85	78.90	6.85	85.70	7.70	88.20	7.91	91.80	8.13	94.20	8.18
		410.0	66.80	4.77	72.40	5.70	78.90	6.73	85.70	7.53	88.20	7.76	91.80	7.99	94.20	7.94
	20	130.8	66.80	6.93	72.40	8.04	78.90	9.36	85.70	10.57	88.20	10.80	91.80	11.09	94.20	11.26
		163.5	66.80	6.82	72.40	7.93	78.90	9.24	85.70	10.43	88.20	10.66	91.80	10.93	94.20	11.12
		327.0	66.80	6.25	72.40	7.40	78.90	8.61	85.70	9.70	88.20	9.93	91.80	10.17	94.20	10.39
		380.0	66.80	6.07	72.40	7.25	78.90	8.46	85.70	9.51	88.20	9.76	91.80	10.00	94.20	10.11
		410.0	66.80	5.90	72.40	7.10	78.90	8.32	85.70	9.33	88.20	9.59	91.80	9.84	94.20	9.84
	25	130.8	66.80	8.45	72.40	9.82	78.90	11.42	85.70	12.86	88.20	13.16	91.80	13.50	94.20	13.75
		163.5	66.80	8.31	72.40	9.69	78.90	11.27	85.70	12.69	88.20	12.99	91.80	13.32	94.20	13.56
		327.0	66.80	7.61	72.40	9.03	78.90	10.51	85.70	11.83	88.20	12.10	91.80	12.44	94.20	12.65
		380.0	66.80	7.40	72.40	8.81	78.90	10.30	85.70	11.60	88.20	11.90	91.80	12.20	94.20	12.32
		410.0	66.80	7.29	72.40	8.71	78.90	10.19	85.70	11.47	88.20	11.79	91.80	12.08	94.20	12.15
	30	130.8	66.80	10.38	72.40	12.07	78.90	14.06	85.70	15.84	88.20	16.20	91.80	16.61	94.20	16.91
		163.5	66.80	10.21	72.40	11.91	78.90	13.87	85.70	15.63	88.20	15.99	91.80	16.39	94.20	16.69
		327.0	66.80	9.36	72.40	11.09	78.90	12.92	85.70	14.55	88.20	14.92	91.80	15.28	94.20	15.55
		380.0	66.80	9.09	72.40	10.87	78.90	12.65	85.70	14.28	88.20	14.62	91.80	15.01	94.20	15.16
		410.0	66.80	8.84	72.40	10.66	78.90	12.40	85.70	14.02	88.20	14.34	91.80	14.76	94.20	14.79
	35	130.8	65.00	11.22	70.40	13.02	76.70	15.16	83.30	17.07	85.80	17.46	89.10	17.89	91.60	18.22
		163.5	65.00	11.03	70.40	12.84	76.70	14.96	83.30	16.85	85.80	17.23	89.10	17.65	91.60	17.98
		327.0	65.00	10.09	70.40	11.96	76.70	13.95	83.30	15.71	85.80	16.07	89.10	16.48	91.60	16.79
380.0		65.00	9.81	70.40	11.72	76.70	13.65	83.30	15.40	85.80	15.79	89.10	16.18	91.60	16.34	
410.0		65.00	9.54	70.40	11.50	76.70	13.37	83.30	15.12	85.80	15.52	89.10	15.90	91.60	15.91	
40	130.8	63.10	12.88	68.40	14.95	74.50	17.40	80.90	19.62	83.40	20.07	86.50	20.56	89.10	20.93	
	163.5	63.10	12.67	68.40	14.75	74.50	17.18	80.90	19.35	83.40	19.80	86.50	20.29	89.10	20.66	
	327.0	63.10	11.60	68.40	13.74	74.50	16.04	80.90	18.03	83.40	18.48	86.50	18.93	89.10	19.30	
	380.0	63.10	11.26	68.40	13.46	74.50	15.71	80.90	17.70	83.40	18.11	86.50	18.60	89.10	18.78	
	410.0	63.10	10.95	68.40	13.19	74.50	15.39	80.90	17.38	83.40	17.76	86.50	18.28	89.10	18.27	
45	130.8	61.20	14.54	66.40	16.88	72.30	19.63	78.50	22.16	81.00	22.67	84.00	23.24	86.50	23.62	
	163.5	61.20	14.30	66.40	16.66	72.30	19.38	78.50	21.86	81.00	22.37	84.00	22.94	86.50	23.32	
	327.0	61.20	13.10	66.40	15.52	72.30	18.11	78.50	20.36	81.00	20.90	84.00	21.38	86.50	21.80	
	380.0	61.20	12.72	66.40	15.22	72.30	17.75	78.50	19.99	81.00	20.44	84.00	21.02	86.50	21.23	
	410.0	61.20	12.36	66.40	14.93	72.30	17.41	78.50	19.65	81.00	19.99	84.00	20.67	86.50	20.68	
80	10	130.8	59.30	3.51	64.30	4.00	70.10	4.65	76.20	5.33	78.40	5.39	81.50	5.55	83.80	5.60
		163.5	59.30	3.45	64.30	3.95	70.10	4.60	76.20	5.25	78.40	5.33	81.50	5.47	83.80	5.53
		327.0	59.30	3.10	64.30	3.75	70.10	4.33	76.20	4.85	78.40	5.00	81.50	5.08	83.80	5.17
		380.0	59.30	3.08	64.30	3.64	70.10	4.24	76.20	4.76	78.40	4.84	81.50	5.00	83.80	5.06
		410.0	59.30	3.06	64.30	3.53	70.10	4.15	76.20	4.67	78.40	4.69	81.50	4.93	83.80	4.96
	15	130.8	59.30	4.72	64.30	5.46	70.10	6.35	76.20	7.18	78.40	7.33	81.50	7.52	83.80	7.64
		163.5	59.30	4.64	64.30	5.39	70.10	6.27	76.20	7.08	78.40	7.24	81.50	7.42	83.80	7.54
		327.0	59.30	4.23	64.30	5.04	70.10	5.85	76.20	6.58	78.40	6.77	81.50	6.91	83.80	7.04
		380.0	59.30	4.14	64.30	4.92	70.10	5.74	76.20	6.47	78.40	6.61	81.50	6.80	83.80	6.85
		410.0	59.30	4.07	64.30	4.80	70.10	5.63	76.20	6.36	78.40	6.46	81.50	6.69	83.80	6.67
	20	130.8	59.30	5.79	64.30	6.76	70.10	7.86	76.20	8.84	78.40	9.05	81.50	9.27	83.80	9.46
		163.5	59.30	5.69	64.30	6.67	70.10	7.75	76.20	8.73	78.40	8.94	81.50	9.15	83.80	9.33
		327.0	59.30	5.22	64.30	6.19	70.10	7.21	76.20	8.13	78.40	8.34	81.50	8.54	83.80	8.70
		380.0	59.30	5.08	64.30	6.07	70.10	7.07	76.20	7.97	78.40	8.18	81.50	8.40	83.80	8.46
		410.0	59.30	4.95	64.30	5.96	70.10	6.94	76.20	7.82	78.40	8.03	81.50	8.26	83.80	8.23
	25	130.8	59.30	7.09	64.30	8.23	70.10	9.57	76.20	10.77	78.40	11.06	81.50	11.33	83.80	11.50
		163.5	59.30	6.98	64.30	8.12	70.10	9.44	76.20	10.63	78.40	10.90	81.50	11.18	83.80	11.36
327.0		59.30	6.37	64.30	7.55	70.10	8.81	76.20	9.93	78.40	10.14	81.50	10.42	83.80	10.60	
380.0		59.30	6.19	64.30	7.40	70.10	8.64	76.20	9.73	78.40	9.97	81.50	10.24	83.80	10.33	

7. Capacity Tables

Combi. (%)	Inlet Water Temp. (°C)	Water Flow Rate (LPM)	Indoor Air Temp. (°C, DB/WB)														
			20.0 / 14.0		23.0 / 16.0		26.0 / 18.0		27.0 / 19.0		28.0 / 20.0		30.0 / 22.0		32.0 / 24.0		
			TC	PI	TC	PI	TC	PI	TC	PI	TC	PI	TC	PI	TC	PI	
80	25	410.0	59.30	6.10	64.30	7.32	70.10	8.54	76.20	9.62	78.40	9.87	81.50	10.14	83.80	10.19	
	30	130.8	59.30	8.68	64.30	10.09	70.10	11.79	76.20	13.26	78.40	13.56	81.50	13.90	83.80	14.18	
		163.5	59.30	8.54	64.30	9.96	70.10	11.63	76.20	13.08	78.40	13.39	81.50	13.71	83.80	13.99	
		327.0	59.30	7.85	64.30	9.30	70.10	10.84	76.20	12.20	78.40	12.50	81.50	12.80	83.80	13.05	
		380.0	59.30	7.64	64.30	9.09	70.10	10.60	76.20	11.96	78.40	12.26	81.50	12.56	83.80	12.72	
		410.0	59.30	7.45	64.30	8.90	70.10	10.38	76.20	11.73	78.40	12.04	81.50	12.34	83.80	12.40	
	35	130.8	59.30	9.67	64.30	11.23	70.10	13.07	76.20	14.73	78.40	15.10	81.50	15.47	83.80	15.74	
		163.5	59.30	9.51	64.30	11.09	70.10	12.90	76.20	14.54	78.40	14.90	81.50	15.26	83.80	15.53	
		327.0	59.30	8.73	64.30	10.33	70.10	12.05	76.20	13.56	78.40	13.89	81.50	14.22	83.80	14.49	
		380.0	59.30	8.48	64.30	10.11	70.10	11.80	76.20	13.29	78.40	13.62	81.50	13.98	83.80	14.10	
		410.0	59.30	8.24	64.30	9.90	70.10	11.56	76.20	13.04	78.40	13.36	81.50	13.75	83.80	13.73	
	40	130.8	59.30	11.47	64.30	13.32	70.10	15.50	76.20	17.46	78.40	17.86	81.50	18.32	83.80	18.63	
		163.5	59.30	11.28	64.30	13.14	70.10	15.29	76.20	17.23	78.40	17.62	81.50	18.08	83.80	18.38	
		327.0	59.30	10.33	64.30	12.23	70.10	14.25	76.20	16.07	78.40	16.42	81.50	16.85	83.80	17.15	
		380.0	59.30	10.03	64.30	11.99	70.10	13.95	76.20	15.74	78.40	16.12	81.50	16.55	83.80	16.70	
		410.0	59.30	9.74	64.30	11.77	70.10	13.67	76.20	15.42	78.40	15.83	81.50	16.27	83.80	16.27	
	45	130.8	59.30	13.25	64.30	15.42	70.10	17.94	76.20	20.20	78.40	20.63	81.50	21.18	83.80	21.51	
		163.5	59.30	13.03	64.30	15.20	70.10	17.69	76.20	19.93	78.40	20.35	81.50	20.90	83.80	21.23	
		327.0	59.30	11.93	64.30	14.13	70.10	16.45	76.20	18.57	78.40	18.97	81.50	19.47	83.80	19.81	
		380.0	59.30	11.56	64.30	13.86	70.10	16.09	76.20	18.18	78.40	18.63	81.50	19.11	83.80	19.30	
		410.0	59.30	11.21	64.30	13.60	70.10	15.74	76.20	17.81	78.40	18.31	81.50	18.77	83.80	18.81	
	70	10	130.8	52.00	2.86	56.30	3.34	61.40	3.86	66.60	4.35	68.60	4.52	71.20	4.64	73.30	4.65
			163.5	52.00	2.81	56.30	3.29	61.40	3.81	66.60	4.30	68.60	4.46	71.20	4.58	73.30	4.60
			327.0	52.00	2.61	56.30	3.05	61.40	3.57	66.60	4.07	68.60	4.16	71.20	4.27	73.30	4.33
380.0			52.00	2.56	56.30	2.99	61.40	3.51	66.60	3.95	68.60	4.03	71.20	4.15	73.30	4.21	
410.0			52.00	2.52	56.30	2.93	61.40	3.45	66.60	3.85	68.60	3.91	71.20	4.03	73.30	4.09	
15		130.8	52.00	3.91	56.30	4.54	61.40	5.28	66.60	5.95	68.60	6.11	71.20	6.26	73.30	6.35	
		163.5	52.00	3.85	56.30	4.48	61.40	5.22	66.60	5.87	68.60	6.03	71.20	6.18	73.30	6.27	
		327.0	52.00	3.53	56.30	4.16	61.40	4.86	66.60	5.49	68.60	5.62	71.20	5.77	73.30	5.85	
		380.0	52.00	3.45	56.30	4.08	61.40	4.77	66.60	5.38	68.60	5.49	71.20	5.65	73.30	5.71	
		410.0	52.00	3.38	56.30	4.01	61.40	4.70	66.60	5.27	68.60	5.37	71.20	5.53	73.30	5.57	
20		130.8	52.00	4.84	56.30	5.62	61.40	6.54	66.60	7.37	68.60	7.52	71.20	7.70	73.30	7.86	
		163.5	52.00	4.76	56.30	5.54	61.40	6.46	66.60	7.27	68.60	7.42	71.20	7.60	73.30	7.75	
		327.0	52.00	4.35	56.30	5.16	61.40	6.01	66.60	6.77	68.60	6.91	71.20	7.10	73.30	7.21	
		380.0	52.00	4.23	56.30	5.04	61.40	5.89	66.60	6.64	68.60	6.80	71.20	6.98	73.30	7.04	
		410.0	52.00	4.11	56.30	4.94	61.40	5.77	66.60	6.52	68.60	6.69	71.20	6.86	73.30	6.88	
25		130.8	52.00	5.88	56.30	6.85	61.40	7.94	66.60	8.97	68.60	9.17	71.20	9.38	73.30	9.57	
		163.5	52.00	5.79	56.30	6.76	61.40	7.84	66.60	8.85	68.60	9.06	71.20	9.27	73.30	9.44	
		327.0	52.00	5.31	56.30	6.28	61.40	7.34	66.60	8.24	68.60	8.46	71.20	8.67	73.30	8.81	
		380.0	52.00	5.16	56.30	6.16	61.40	7.18	66.60	8.10	68.60	8.27	71.20	8.48	73.30	8.57	
		410.0	52.00	5.09	56.30	6.10	61.40	7.12	66.60	8.02	68.60	8.18	71.20	8.40	73.30	8.45	
30		130.8	52.00	7.24	56.30	8.41	61.40	9.79	66.60	11.01	68.60	11.29	71.20	11.56	73.30	11.79	
		163.5	52.00	7.12	56.30	8.30	61.40	9.66	66.60	10.87	68.60	11.15	71.20	11.42	73.30	11.63	
		327.0	52.00	6.52	56.30	7.73	61.40	9.00	66.60	10.14	68.60	10.39	71.20	10.66	73.30	10.84	
		380.0	52.00	6.34	56.30	7.58	61.40	8.81	66.60	9.93	68.60	10.20	71.20	10.44	73.30	10.57	
		410.0	52.00	6.17	56.30	7.43	61.40	8.63	66.60	9.74	68.60	10.02	71.20	10.23	73.30	10.32	
35		130.8	52.00	8.04	56.30	9.32	61.40	10.90	66.60	12.24	68.60	12.56	71.20	12.86	73.30	13.07	
		163.5	52.00	7.91	56.30	9.21	61.40	10.76	66.60	12.08	68.60	12.39	71.20	12.69	73.30	12.90	
		327.0	52.00	7.25	56.30	8.61	61.40	10.00	66.60	11.26	68.60	11.53	71.20	11.83	73.30	12.05	
		380.0	52.00	7.04	56.30	8.40	61.40	9.81	66.60	11.06	68.60	11.33	71.20	11.63	73.30	11.75	
		410.0	52.00	6.85	56.30	8.20	61.40	9.63	66.60	10.87	68.60	11.14	71.20	11.43	73.30	11.46	
40		130.8	52.00	9.52	56.30	11.04	61.40	12.89	66.60	14.52	68.60	14.85	71.20	15.22	73.30	15.49	
		163.5	52.00	9.36	56.30	10.90	61.40	12.72	66.60	14.33	68.60	14.66	71.20	15.02	73.30	15.29	
		327.0	52.00	8.57	56.30	10.17	61.40	11.87	66.60	13.35	68.60	13.68	71.20	14.01	73.30	14.28	
		380.0	52.00	8.34	56.30	9.97	61.40	11.60	66.60	13.08	68.60	13.41	71.20	13.76	73.30	13.89	

7. Capacity Tables

Combi. (%)	Inlet Water Temp. (°C)	Water Flow Rate (LPM)	Indoor Air Temp. (°C, DB/WB)													
			20.0 / 14.0		23.0 / 16.0		26.0 / 18.0		27.0 / 19.0		28.0 / 20.0		30.0 / 22.0		32.0 / 24.0	
			TC	PI	TC	PI	TC	PI	TC	PI	TC	PI	TC	PI	TC	PI
70	40	410.0	52.00	8.11	56.30	9.78	61.40	11.35	66.60	12.82	68.60	13.16	71.20	13.52	73.30	13.51
		130.8	52.00	11.00	56.30	12.77	61.40	14.87	66.60	16.80	68.60	17.15	71.20	17.59	73.30	17.92
	45	163.5	52.00	10.82	56.30	12.60	61.40	14.68	66.60	16.58	68.60	16.93	71.20	17.35	73.30	17.69
		327.0	52.00	9.90	56.30	11.75	61.40	13.74	66.60	15.43	68.60	15.82	71.20	16.18	73.30	16.52
		380.0	52.00	9.63	56.30	11.53	61.40	13.38	66.60	15.09	68.60	15.49	71.20	15.91	73.30	16.04
		410.0	52.00	9.38	56.30	11.32	61.40	13.04	66.60	14.77	68.60	15.17	71.20	15.66	73.30	15.58
60	10	130.8	44.60	2.28	48.30	2.66	52.50	3.05	57.10	3.51	58.80	3.61	61.20	3.65	62.90	3.70
		163.5	44.60	2.25	48.30	2.63	52.50	3.02	57.10	3.46	58.80	3.55	61.20	3.61	62.90	3.67
		327.0	44.60	2.06	48.30	2.44	52.50	2.88	57.10	3.23	58.80	3.28	61.20	3.40	62.90	3.46
		380.0	44.60	1.97	48.30	2.41	52.50	2.82	57.10	3.16	58.80	3.23	61.20	3.31	62.90	3.37
		410.0	44.60	1.89	48.30	2.38	52.50	2.76	57.10	3.10	58.80	3.19	61.20	3.22	62.90	3.28
	15	130.8	44.60	3.11	48.30	3.62	52.50	4.19	57.10	4.76	58.80	4.89	61.20	4.97	62.90	5.06
		163.5	44.60	3.06	48.30	3.57	52.50	4.14	57.10	4.70	58.80	4.82	61.20	4.91	62.90	5.00
		327.0	44.60	2.81	48.30	3.32	52.50	3.89	57.10	4.38	58.80	4.47	61.20	4.59	62.90	4.68
		380.0	44.60	2.72	48.30	3.26	52.50	3.81	57.10	4.29	58.80	4.38	61.20	4.49	62.90	4.56
		410.0	44.60	2.63	48.30	3.20	52.50	3.74	57.10	4.20	58.80	4.29	61.20	4.40	62.90	4.44
	20	130.8	44.60	3.85	48.30	4.49	52.50	5.22	57.10	5.86	58.80	6.01	61.20	6.14	62.90	6.26
		163.5	44.60	3.79	48.30	4.43	52.50	5.16	57.10	5.78	58.80	5.93	61.20	6.06	62.90	6.18
		327.0	44.60	3.48	48.30	4.11	52.50	4.81	57.10	5.41	58.80	5.52	61.20	5.65	62.90	5.77
		380.0	44.60	3.38	48.30	4.02	52.50	4.68	57.10	5.28	58.80	5.41	61.20	5.55	62.90	5.62
		410.0	44.60	3.29	48.30	3.93	52.50	4.56	57.10	5.16	58.80	5.30	61.20	5.46	62.90	5.47
	25	130.8	44.60	4.68	48.30	5.47	52.50	6.36	57.10	7.15	58.80	7.31	61.20	7.48	62.90	7.64
		163.5	44.60	4.60	48.30	5.39	52.50	6.27	57.10	7.06	58.80	7.22	61.20	7.39	62.90	7.54
		327.0	44.60	4.23	48.30	5.01	52.50	5.82	57.10	6.58	58.80	6.74	61.20	6.91	62.90	7.04
		380.0	44.60	4.11	48.30	4.89	52.50	5.71	57.10	6.44	58.80	6.61	61.20	6.77	62.90	6.85
		410.0	44.60	4.05	48.30	4.83	52.50	5.65	57.10	6.36	58.80	6.55	61.20	6.69	62.90	6.77
	30	130.8	44.60	5.76	48.30	6.69	52.50	7.80	57.10	8.78	58.80	8.99	61.20	9.21	62.90	9.39
		163.5	44.60	5.67	48.30	6.60	52.50	7.70	57.10	8.67	58.80	8.88	61.20	9.09	62.90	9.27
		327.0	44.60	5.19	48.30	6.16	52.50	7.18	57.10	8.10	58.80	8.27	61.20	8.48	62.90	8.64
		380.0	44.60	5.04	48.30	6.04	52.50	7.04	57.10	7.94	58.80	8.13	61.20	8.34	62.90	8.43
		410.0	44.60	4.91	48.30	5.93	52.50	6.91	57.10	7.79	58.80	7.99	61.20	8.20	62.90	8.24
	35	130.8	44.60	6.41	48.30	7.46	52.50	8.69	57.10	9.76	58.80	10.00	61.20	10.25	62.90	10.44
		163.5	44.60	6.30	48.30	7.35	52.50	8.58	57.10	9.63	58.80	9.87	61.20	10.11	62.90	10.30
		327.0	44.60	5.77	48.30	6.85	52.50	7.97	57.10	9.00	58.80	9.21	61.20	9.43	62.90	9.60
		380.0	44.60	5.62	48.30	6.71	52.50	7.82	57.10	8.81	58.80	9.03	61.20	9.27	62.90	9.36
		410.0	44.60	5.47	48.30	6.58	52.50	7.67	57.10	8.63	58.80	8.86	61.20	9.12	62.90	9.13
40	130.8	44.60	7.58	48.30	8.81	52.50	10.28	57.10	11.58	58.80	11.85	61.20	12.12	62.90	12.37	
	163.5	44.60	7.46	48.30	8.70	52.50	10.14	57.10	11.42	58.80	11.69	61.20	11.96	62.90	12.21	
	327.0	44.60	6.85	48.30	8.13	52.50	9.45	57.10	10.63	58.80	10.90	61.20	11.17	62.90	11.39	
	380.0	44.60	6.64	48.30	7.94	52.50	9.27	57.10	10.42	58.80	10.69	61.20	10.96	62.90	11.09	
	410.0	44.60	6.45	48.30	7.76	52.50	9.11	57.10	10.23	58.80	10.50	61.20	10.77	62.90	10.80	
45	130.8	44.60	8.73	48.30	10.14	52.50	11.88	57.10	13.40	58.80	13.69	61.20	13.98	62.90	14.30	
	163.5	44.60	8.60	48.30	10.01	52.50	11.72	57.10	13.21	58.80	13.51	61.20	13.80	62.90	14.11	
	327.0	44.60	7.94	48.30	9.39	52.50	10.93	57.10	12.26	58.80	12.59	61.20	12.92	62.90	13.16	
	380.0	44.60	7.67	48.30	9.18	52.50	10.72	57.10	12.02	58.80	12.35	61.20	12.65	62.90	12.80	
	410.0	44.60	7.42	48.30	8.97	52.50	10.53	57.10	11.79	58.80	12.12	61.20	12.40	62.90	12.45	
50	10	130.8	37.10	1.69	40.20	1.98	43.80	2.37	47.60	2.59	49.00	2.64	51.00	2.75	52.30	2.77
		163.5	37.10	1.67	40.20	1.95	43.80	2.34	47.60	2.56	49.00	2.62	51.00	2.71	52.30	2.74
		327.0	37.10	1.55	40.20	1.83	43.80	2.15	47.60	2.41	49.00	2.50	51.00	2.50	52.30	2.56
		380.0	37.10	1.54	40.20	1.83	43.80	2.09	47.60	2.35	49.00	2.37	51.00	2.47	52.30	2.47
		410.0	37.10	1.53	40.20	1.83	43.80	2.03	47.60	2.30	49.00	2.25	51.00	2.44	52.30	2.38
	15	130.8	37.10	2.31	40.20	2.70	43.80	3.16	47.60	3.53	49.00	3.62	51.00	3.72	52.30	3.78
		163.5	37.10	2.28	40.20	2.67	43.80	3.12	47.60	3.48	49.00	3.57	51.00	3.67	52.30	3.73
		327.0	37.10	2.09	40.20	2.48	43.80	2.90	47.60	3.26	49.00	3.35	51.00	3.42	52.30	3.48
380.0	37.10	2.02	40.20	2.45	43.80	2.83	47.60	3.20	49.00	3.26	51.00	3.35	52.30	3.38		

7. Capacity Tables

Combi. (%)	Inlet Water Temp. (°C)	Water Flow Rate (LPM)	Indoor Air Temp. (°C, DB/WB)													
			20.0 / 14.0		23.0 / 16.0		26.0 / 18.0		27.0 / 19.0		28.0 / 20.0		30.0 / 22.0		32.0 / 24.0	
			TC	PI	TC	PI	TC	PI	TC	PI	TC	PI	TC	PI	TC	PI
50	15	410.0	37.10	1.96	40.20	2.42	43.80	2.77	47.60	3.14	49.00	3.17	51.00	3.29	52.30	3.29
	20	130.8	37.10	2.86	40.20	3.35	43.80	3.86	47.60	4.35	49.00	4.49	51.00	4.57	52.30	4.67
		163.5	37.10	2.81	40.20	3.30	43.80	3.81	47.60	4.30	49.00	4.43	51.00	4.51	52.30	4.61
		327.0	37.10	2.60	40.20	3.05	43.80	3.56	47.60	4.02	49.00	4.11	51.00	4.23	52.30	4.29
		380.0	37.10	2.50	40.20	2.99	43.80	3.50	47.60	3.96	49.00	4.05	51.00	4.14	52.30	4.19
		410.0	37.10	2.41	40.20	2.93	43.80	3.44	47.60	3.90	49.00	3.99	51.00	4.07	52.30	4.10
	25	130.8	37.10	3.48	40.20	4.05	43.80	4.73	47.60	5.35	49.00	5.47	51.00	5.59	52.30	5.67
		163.5	37.10	3.43	40.20	4.00	43.80	4.67	47.60	5.27	49.00	5.39	51.00	5.51	52.30	5.60
		327.0	37.10	3.15	40.20	3.75	43.80	4.35	47.60	4.89	49.00	5.01	51.00	5.14	52.30	5.25
		380.0	37.10	3.05	40.20	3.65	43.80	4.26	47.60	4.81	49.00	4.92	51.00	5.04	52.30	5.11
		410.0	37.10	3.01	40.20	3.61	43.80	4.21	47.60	4.76	49.00	4.87	51.00	5.00	52.30	5.03
	30	130.8	37.10	4.32	40.20	5.00	43.80	5.84	47.60	6.57	49.00	6.72	51.00	6.87	52.30	6.99
		163.5	37.10	4.24	40.20	4.94	43.80	5.76	47.60	6.49	49.00	6.63	51.00	6.79	52.30	6.90
		327.0	37.10	3.86	40.20	4.59	43.80	5.35	47.60	6.04	49.00	6.16	51.00	6.34	52.30	6.44
		380.0	37.10	3.78	40.20	4.49	43.80	5.25	47.60	5.92	49.00	6.07	51.00	6.22	52.30	6.28
		410.0	37.10	3.71	40.20	4.40	43.80	5.16	47.60	5.80	49.00	5.99	51.00	6.10	52.30	6.13
	35	130.8	37.10	4.78	40.20	5.55	43.80	6.48	47.60	7.27	49.00	7.46	51.00	7.64	52.30	7.76
		163.5	37.10	4.70	40.20	5.47	43.80	6.39	47.60	7.18	49.00	7.35	51.00	7.54	52.30	7.66
		327.0	37.10	4.32	40.20	5.11	43.80	5.95	47.60	6.71	49.00	6.85	51.00	7.04	52.30	7.15
		380.0	37.10	4.19	40.20	5.01	43.80	5.82	47.60	6.58	49.00	6.74	51.00	6.91	52.30	6.98
		410.0	37.10	4.07	40.20	4.92	43.80	5.70	47.60	6.46	49.00	6.63	51.00	6.79	52.30	6.82
	40	130.8	37.10	5.67	40.20	6.57	43.80	7.67	47.60	8.62	49.00	8.84	51.00	9.05	52.30	9.21
		163.5	37.10	5.57	40.20	6.49	43.80	7.56	47.60	8.51	49.00	8.73	51.00	8.94	52.30	9.09
		327.0	37.10	5.11	40.20	6.04	43.80	7.04	47.60	7.94	49.00	8.13	51.00	8.34	52.30	8.48
		380.0	37.10	4.95	40.20	5.92	43.80	6.91	47.60	7.80	49.00	7.97	51.00	8.18	52.30	8.24
		410.0	37.10	4.80	40.20	5.80	43.80	6.79	47.60	7.67	49.00	7.82	51.00	8.03	52.30	8.01
	45	130.8	37.10	6.57	40.20	7.58	43.80	8.88	47.60	9.98	49.00	10.22	51.00	10.47	52.30	10.65
		163.5	37.10	6.46	40.20	7.48	43.80	8.75	47.60	9.85	49.00	10.08	51.00	10.33	52.30	10.51
		327.0	37.10	5.89	40.20	6.98	43.80	8.13	47.60	9.18	49.00	9.39	51.00	9.63	52.30	9.81
		380.0	37.10	5.71	40.20	6.82	43.80	8.00	47.60	9.00	49.00	9.21	51.00	9.45	52.30	9.51
		410.0	37.10	5.54	40.20	6.67	43.80	7.88	47.60	8.84	49.00	9.03	51.00	9.27	52.30	9.22

Note

- TC: Total Capacity(kW), PI : Power Input(kW)
- Capacity tables show the average value of conditions which may occur.
- The minimum flow rate of the product is based on 50% of the rated flow rate or the value indicated in the specification table, whichever is greater.
However, when the 'Variable Water Flow Valve Control KIT' is applied, the minimum flow rate is allowed to 40% (gray colored area) of the rated flow rate.
- If the flow rate is less than minimum flow rate and the indoor unit combination ratio exceeds 130%, ask to LG Electronics even if the 'Variable Water Flow Valve Control KIT' is applied.

7. Capacity Tables

CRWM360LAS5

Combi. (%)	Inlet Water Temp. (°C)	Water Flow Rate (LPM)	Indoor Air Temp. (°C, DB/WB)														
			20.0 / 14.0		23.0 / 16.0		26.0 / 18.0		27.0 / 19.0		28.0 / 20.0		30.0 / 22.0		32.0 / 24.0		
			TC	PI	TC	PI	TC	PI	TC	PI	TC	PI	TC	PI	TC	PI	
130	10	138.4	93.80	6.05	101.5	7.09	110.5	8.26	120.0	9.25	123.7	9.47	128.5	9.77	132.1	9.91	
		173.0	93.80	5.96	101.5	6.99	110.5	8.14	120.0	9.13	123.7	9.35	128.5	9.64	132.1	9.79	
		346.0	93.80	5.51	101.5	6.46	110.5	7.55	120.0	8.51	123.7	8.76	128.5	8.95	132.1	9.17	
		380.6	93.80	5.34	101.5	6.37	110.5	7.43	120.0	8.32	123.7	8.58	128.5	8.80	132.1	8.91	
		415.0	93.80	5.16	101.5	6.28	110.5	7.31	120.0	8.13	123.7	8.38	128.5	8.65	132.1	8.64	
	15	138.4	92.20	7.97	99.90	9.29	108.7	10.82	118.1	12.16	121.7	12.45	126.4	12.77	130.0	12.99	
		173.0	92.20	7.85	99.90	9.17	108.7	10.67	118.1	12.00	121.7	12.29	126.4	12.60	130.0	12.84	
		346.0	92.20	7.21	99.90	8.52	108.7	9.94	118.1	11.19	121.7	11.48	126.4	11.77	130.0	12.03	
		380.6	92.20	7.01	99.90	8.36	108.7	9.74	118.1	10.97	121.7	11.26	126.4	11.54	130.0	11.74	
		415.0	92.20	6.80	99.90	8.19	108.7	9.53	118.1	10.75	121.7	11.04	126.4	11.30	130.0	11.45	
	20	138.4	90.90	9.69	98.40	11.24	107.1	13.11	116.5	14.74	119.9	15.10	124.6	15.45	128.1	15.74	
		173.0	90.90	9.52	98.40	11.09	107.1	12.94	116.5	14.55	119.9	14.90	124.6	15.26	128.1	15.55	
		346.0	90.90	8.71	98.40	10.36	107.1	12.06	116.5	13.58	119.9	13.90	124.6	14.28	128.1	14.57	
		380.6	90.90	8.49	98.40	10.13	107.1	11.81	116.5	13.31	119.9	13.63	124.6	13.99	128.1	14.25	
		415.0	90.90	8.27	98.40	9.89	107.1	11.54	116.5	13.03	119.9	13.35	124.6	13.68	128.1	13.92	
	25	138.4	90.90	11.94	98.40	13.85	107.1	16.14	116.5	18.21	119.9	18.63	124.6	19.07	128.1	19.39	
		173.0	90.90	11.74	98.40	13.67	107.1	15.92	116.5	17.96	119.9	18.38	124.6	18.83	128.1	19.15	
		346.0	90.90	10.77	98.40	12.77	107.1	14.86	116.5	16.73	119.9	17.14	124.6	17.62	128.1	17.94	
		380.6	90.90	10.45	98.40	12.48	107.1	14.57	116.5	16.41	119.9	16.82	124.6	17.27	128.1	17.56	
		415.0	90.90	10.29	98.40	12.33	107.1	14.42	116.5	16.24	119.9	16.66	124.6	17.10	128.1	17.37	
	30	138.4	90.90	14.35	98.40	16.64	107.1	19.38	116.5	21.84	119.9	22.36	124.6	22.90	128.1	23.28	
		173.0	90.90	14.11	98.40	16.42	107.1	19.13	116.5	21.55	119.9	22.07	124.6	22.61	128.1	22.99	
		346.0	90.90	12.89	98.40	15.31	107.1	17.84	116.5	20.07	119.9	20.59	124.6	21.13	128.1	21.55	
		380.6	90.90	12.54	98.40	14.99	107.1	17.47	116.5	19.68	119.9	20.20	124.6	20.71	128.1	21.06	
		415.0	90.90	12.18	98.40	14.66	107.1	17.09	116.5	19.28	119.9	19.80	124.6	20.28	128.1	20.56	
	35	138.4	81.70	14.47	88.50	16.83	96.30	19.61	104.8	22.06	108.0	22.62	112.1	23.17	115.3	23.54	
		173.0	81.70	14.24	88.50	16.61	96.30	19.35	104.8	21.77	108.0	22.32	112.1	22.87	115.3	23.25	
		346.0	81.70	13.06	88.50	15.47	96.30	18.04	104.8	20.32	108.0	20.81	112.1	21.36	115.3	21.80	
		380.6	81.70	12.70	88.50	15.15	96.30	17.66	104.8	19.91	108.0	20.42	112.1	20.94	115.3	21.29	
		415.0	81.70	12.34	88.50	14.82	96.30	17.27	104.8	19.49	108.0	20.01	112.1	20.51	115.3	20.76	
	40	138.4	72.70	15.30	78.70	17.74	85.70	20.69	93.10	23.27	96.00	23.82	99.70	24.40	102.4	24.85	
		173.0	72.70	15.05	78.70	17.51	85.70	20.42	93.10	22.97	96.00	23.52	99.70	24.09	102.4	24.55	
		346.0	72.70	13.76	78.70	16.34	85.70	19.04	93.10	21.42	96.00	21.97	99.70	22.54	102.4	23.00	
		380.6	72.70	13.38	78.70	15.99	85.70	18.62	93.10	21.01	96.00	21.55	99.70	22.09	102.4	22.48	
		415.0	72.70	12.99	78.70	15.63	85.70	18.19	93.10	20.59	96.00	21.12	99.70	21.61	102.4	21.93	
	45	138.4	63.50	16.12	68.90	18.65	74.90	21.77	81.50	24.48	84.00	25.02	87.10	25.63	89.60	26.16	
		173.0	63.50	15.85	68.90	18.41	74.90	21.48	81.50	24.16	84.00	24.70	87.10	25.31	89.60	25.84	
		346.0	63.50	14.47	68.90	17.20	74.90	20.03	81.50	22.51	84.00	23.13	87.10	23.74	89.60	24.19	
		380.6	63.50	14.05	68.90	16.82	74.90	19.59	81.50	22.09	84.00	22.68	87.10	23.25	89.60	23.67	
		415.0	63.50	13.62	68.90	16.43	74.90	19.13	81.50	21.66	84.00	22.21	87.10	22.75	89.60	23.13	
	120	10	138.4	88.70	5.76	96.00	6.72	104.6	7.78	113.6	8.76	117.0	9.04	121.7	9.25	125.1	9.36
			173.0	88.70	5.66	96.00	6.63	104.6	7.68	113.6	8.64	117.0	8.91	121.7	9.12	125.1	9.24
			346.0	88.70	5.19	96.00	6.18	104.6	7.21	113.6	8.07	117.0	8.25	121.7	8.47	125.1	8.66
			380.6	88.70	5.02	96.00	5.98	104.6	7.04	113.6	7.88	117.0	8.14	121.7	8.32	125.1	8.47
			415.0	88.70	4.84	96.00	5.77	104.6	6.86	113.6	7.68	117.0	8.02	121.7	8.17	125.1	8.28
15		138.4	87.70	7.65	94.90	8.89	103.5	10.33	112.3	11.64	115.7	11.93	120.2	12.23	123.6	12.40	
		173.0	87.70	7.53	94.90	8.77	103.5	10.20	112.3	11.49	115.7	11.78	120.2	12.07	123.6	12.25	
		346.0	87.70	6.89	94.90	8.17	103.5	9.52	112.3	10.71	115.7	10.97	120.2	11.26	123.6	11.48	
		380.6	87.70	6.69	94.90	7.97	103.5	9.33	112.3	10.48	115.7	10.77	120.2	11.03	123.6	11.22	
		415.0	87.70	6.48	94.90	7.76	103.5	9.13	112.3	10.24	115.7	10.56	120.2	10.80	123.6	10.96	
20		138.4	86.70	9.32	94.00	10.82	102.4	12.59	111.2	14.19	114.5	14.51	119.0	14.86	122.4	15.11	
		173.0	86.70	9.17	94.00	10.67	102.4	12.42	111.2	14.00	114.5	14.32	119.0	14.67	122.4	14.93	
		346.0	86.70	8.39	94.00	9.94	102.4	11.58	111.2	13.06	114.5	13.38	119.0	13.73	122.4	13.99	
		380.6	86.70	8.17	94.00	9.74	102.4	11.35	111.2	12.80	114.5	13.12	119.0	13.44	122.4	13.67	

7. Capacity Tables

Combi. (%)	Inlet Water Temp. (°C)	Water Flow Rate (LPM)	Indoor Air Temp. (°C, DB/WB)														
			20.0 / 14.0		23.0 / 16.0		26.0 / 18.0		27.0 / 19.0		28.0 / 20.0		30.0 / 22.0		32.0 / 24.0		
			TC	PI	TC	PI	TC	PI	TC	PI	TC	PI	TC	PI	TC	PI	
120	20	415.0	86.70	7.94	94.00	9.53	102.4	11.12	111.2	12.53	114.5	12.86	119.0	13.15	122.4	13.33	
	25	138.4	86.70	11.45	94.00	13.31	102.4	15.50	111.2	17.42	114.5	17.84	119.0	18.30	122.4	18.62	
		173.0	86.70	11.27	94.00	13.13	102.4	15.30	111.2	17.20	114.5	17.61	119.0	18.06	122.4	18.38	
		346.0	86.70	10.33	94.00	12.22	102.4	14.25	111.2	16.05	114.5	16.43	119.0	16.85	122.4	17.20	
		380.6	86.70	10.04	94.00	11.96	102.4	13.95	111.2	15.72	114.5	16.11	119.0	16.53	122.4	16.78	
		415.0	86.70	9.89	94.00	11.83	102.4	13.81	111.2	15.57	114.5	15.95	119.0	16.37	122.4	16.58	
	30	138.4	86.70	13.81	94.00	16.09	102.4	18.74	111.2	21.09	114.5	21.57	119.0	22.12	122.4	22.51	
		173.0	86.70	13.59	94.00	15.87	102.4	18.49	111.2	20.81	114.5	21.28	119.0	21.83	122.4	22.22	
		346.0	86.70	12.48	94.00	14.79	102.4	17.20	111.2	19.39	114.5	19.88	119.0	20.39	122.4	20.77	
		380.6	86.70	12.13	94.00	14.47	102.4	16.85	111.2	19.01	114.5	19.49	119.0	20.00	122.4	20.30	
		415.0	86.70	11.77	94.00	14.14	102.4	16.48	111.2	18.61	114.5	19.09	119.0	19.59	122.4	19.81	
	35	138.4	79.40	14.18	86.00	16.48	93.60	19.19	101.7	21.61	104.8	22.13	108.9	22.64	112.0	23.06	
		173.0	79.40	13.95	86.00	16.26	93.60	18.94	101.7	21.32	104.8	21.83	108.9	22.35	112.0	22.76	
		346.0	79.40	12.77	86.00	15.15	93.60	17.66	101.7	19.88	104.8	20.35	108.9	20.91	112.0	21.29	
		380.6	79.40	12.42	86.00	14.83	93.60	17.30	101.7	19.49	104.8	19.97	108.9	20.49	112.0	20.81	
		415.0	79.40	12.06	86.00	14.50	93.60	16.93	101.7	19.09	104.8	19.58	108.9	20.06	112.0	20.30	
	40	138.4	72.00	15.25	78.00	17.72	84.90	20.66	92.40	23.24	95.10	23.79	98.80	24.38	101.5	24.82	
		173.0	72.00	15.00	78.00	17.49	84.90	20.39	92.40	22.93	95.10	23.47	98.80	24.06	101.5	24.50	
		346.0	72.00	13.76	78.00	16.31	84.90	19.01	92.40	21.38	95.10	21.90	98.80	22.48	101.5	22.93	
		380.6	72.00	13.38	78.00	15.95	84.90	18.62	92.40	20.97	95.10	21.51	98.80	22.07	101.5	22.39	
		415.0	72.00	12.99	78.00	15.59	84.90	18.22	92.40	20.55	95.10	21.11	98.80	21.65	101.5	21.83	
	45	138.4	64.60	16.33	70.00	18.95	76.20	22.13	83.00	24.87	85.50	25.46	88.70	26.11	91.10	26.59	
		173.0	64.60	16.07	70.00	18.70	76.20	21.83	83.00	24.55	85.50	25.12	88.70	25.77	91.10	26.25	
		346.0	64.60	14.76	70.00	17.47	76.20	20.35	83.00	22.90	85.50	23.45	88.70	24.06	91.10	24.57	
		380.6	64.60	14.34	70.00	17.08	76.20	19.94	83.00	22.44	85.50	23.06	88.70	23.64	91.10	23.96	
		415.0	64.60	13.91	70.00	16.68	76.20	19.52	83.00	21.97	85.50	22.66	88.70	23.21	91.10	23.33	
	110	10	138.4	83.70	5.44	90.70	6.30	98.60	7.38	107.1	8.29	110.3	8.46	114.8	8.73	117.8	8.85
			173.0	83.70	5.35	90.70	6.22	98.60	7.28	107.1	8.18	110.3	8.36	114.8	8.61	117.8	8.73
			346.0	83.70	4.90	90.70	5.79	98.60	6.76	107.1	7.62	110.3	7.85	114.8	8.03	117.8	8.15
			380.6	83.70	4.77	90.70	5.66	98.60	6.60	107.1	7.50	110.3	7.62	114.8	7.87	117.8	7.97
415.0			83.70	4.63	90.70	5.52	98.60	6.44	107.1	7.38	110.3	7.38	114.8	7.70	117.8	7.78	
15		138.4	83.20	7.28	90.00	8.47	98.10	9.87	106.6	11.12	109.8	11.37	114.1	11.67	117.2	11.86	
		173.0	83.20	7.16	90.00	8.35	98.10	9.74	106.6	10.97	109.8	11.22	114.1	11.52	117.2	11.71	
		346.0	83.20	6.56	90.00	7.78	98.10	9.07	106.6	10.23	109.8	10.48	114.1	10.75	117.2	10.93	
		380.6	83.20	6.40	90.00	7.62	98.10	8.88	106.6	10.04	109.8	10.26	114.1	10.55	117.2	10.68	
		415.0	83.20	6.23	90.00	7.45	98.10	8.68	106.6	9.84	109.8	10.04	114.1	10.34	117.2	10.41	
20		138.4	82.80	8.93	89.60	10.40	97.60	12.10	106.0	13.63	109.2	13.96	113.4	14.28	116.7	14.54	
		173.0	82.80	8.78	89.60	10.26	97.60	11.93	106.0	13.45	109.2	13.78	113.4	14.10	116.7	14.35	
		346.0	82.80	8.04	89.60	9.55	97.60	11.12	106.0	12.54	109.2	12.84	113.4	13.16	116.7	13.41	
		380.6	82.80	7.85	89.60	9.35	97.60	10.90	106.0	12.28	109.2	12.60	113.4	12.92	116.7	13.09	
		415.0	82.80	7.66	89.60	9.14	97.60	10.68	106.0	12.02	109.2	12.35	113.4	12.67	116.7	12.75	
25		138.4	82.80	10.92	89.60	12.72	97.60	14.81	106.0	16.67	109.2	17.05	113.4	17.49	116.7	17.81	
		173.0	82.80	10.75	89.60	12.55	97.60	14.61	106.0	16.45	109.2	16.83	113.4	17.26	116.7	17.58	
		346.0	82.80	9.87	89.60	11.71	97.60	13.63	106.0	15.35	109.2	15.72	113.4	16.11	116.7	16.43	
		380.6	82.80	9.59	89.60	11.45	97.60	13.34	106.0	15.05	109.2	15.40	113.4	15.82	116.7	16.02	
		415.0	82.80	9.44	89.60	11.32	97.60	13.21	106.0	14.91	109.2	15.25	113.4	15.68	116.7	15.80	
30		138.4	82.80	13.31	89.60	15.50	97.60	18.04	106.0	20.34	109.2	20.82	113.4	21.30	116.7	21.70	
		173.0	82.80	13.09	89.60	15.30	97.60	17.80	106.0	20.07	109.2	20.55	113.4	21.03	116.7	21.42	
		346.0	82.80	12.03	89.60	14.25	97.60	16.59	106.0	18.68	109.2	19.17	113.4	19.65	116.7	20.00	
		380.6	82.80	11.71	89.60	13.95	97.60	16.27	106.0	18.33	109.2	18.78	113.4	19.26	116.7	19.52	
		415.0	82.80	11.38	89.60	13.64	97.60	15.94	106.0	17.97	109.2	18.38	113.4	18.86	116.7	19.03	
35		138.4	77.00	13.88	83.50	16.12	90.90	18.77	98.80	21.15	101.7	21.64	105.7	22.15	108.7	22.58	
		173.0	77.00	13.66	83.50	15.90	90.90	18.52	98.80	20.87	101.7	21.35	105.7	21.86	108.7	22.29	
		346.0	77.00	12.51	83.50	14.83	90.90	17.27	98.80	19.46	101.7	19.91	105.7	20.42	108.7	20.81	
		380.6	77.00	12.16	83.50	14.51	90.90	16.92	98.80	19.07	101.7	19.56	105.7	20.03	108.7	20.30	

7. Capacity Tables

Combi. (%)	Inlet Water Temp. (°C)	Water Flow Rate (LPM)	Indoor Air Temp. (°C, DB/WB)														
			20.0 / 14.0		23.0 / 16.0		26.0 / 18.0		27.0 / 19.0		28.0 / 20.0		30.0 / 22.0		32.0 / 24.0		
			TC	PI	TC	PI	TC	PI	TC	PI	TC	PI	TC	PI	TC	PI	
110	35	415.0	77.00	11.79	83.50	14.17	90.90	16.55	98.80	18.67	101.7	19.19	105.7	19.63	108.7	19.77	
		138.4	71.30	15.23	77.40	17.72	84.20	20.62	91.60	23.21	94.30	23.76	97.90	24.34	100.7	24.80	
	40	173.0	71.30	14.98	77.40	17.48	84.20	20.35	91.60	22.91	94.30	23.44	97.90	24.02	100.7	24.48	
		346.0	71.30	13.73	77.40	16.27	84.20	18.97	91.60	21.36	94.30	21.87	97.90	22.44	100.7	22.86	
		380.6	71.30	13.34	77.40	15.92	84.20	18.59	91.60	20.94	94.30	21.48	97.90	22.03	100.7	22.29	
		415.0	71.30	12.93	77.40	15.55	84.20	18.19	91.60	20.51	94.30	21.08	97.90	21.61	100.7	21.70	
		138.4	65.70	16.56	71.30	19.33	77.40	22.49	84.30	25.27	86.80	25.88	90.20	26.53	92.70	27.02	
	45	173.0	65.70	16.29	71.30	19.06	77.40	22.19	84.30	24.93	86.80	25.54	90.20	26.19	92.70	26.67	
		346.0	65.70	14.96	71.30	17.72	77.40	20.67	84.30	23.25	86.80	23.84	90.20	24.48	92.70	24.92	
		380.6	65.70	14.54	71.30	17.34	77.40	20.27	84.30	22.80	86.80	23.42	90.20	24.02	92.70	24.28	
		415.0	65.70	14.11	71.30	16.94	77.40	19.85	84.30	22.32	86.80	22.99	90.20	23.55	92.70	23.62	
	100	10	138.4	78.60	5.14	85.10	5.98	92.70	6.87	100.8	7.83	103.9	7.94	107.8	8.21	110.9	8.37
			173.0	78.60	5.06	85.10	5.90	92.70	6.79	100.8	7.73	103.9	7.84	107.8	8.11	110.9	8.26
			346.0	78.60	4.65	85.10	5.48	92.70	6.37	100.8	7.21	103.9	7.36	107.8	7.55	110.9	7.70
380.6			78.60	4.48	85.10	5.35	92.70	6.22	100.8	7.06	103.9	7.21	107.8	7.39	110.9	7.45	
415.0			78.60	4.30	85.10	5.23	92.70	6.07	100.8	6.91	103.9	7.06	107.8	7.22	110.9	7.18	
15		138.4	78.60	6.96	85.10	8.07	92.70	9.38	100.8	10.59	103.9	10.82	107.8	11.12	110.9	11.31	
		173.0	78.60	6.84	85.10	7.97	92.70	9.26	100.8	10.45	103.9	10.68	107.8	10.97	110.9	11.16	
		346.0	78.60	6.27	85.10	7.43	92.70	8.66	100.8	9.74	103.9	9.97	107.8	10.23	110.9	10.42	
		380.6	78.60	6.08	85.10	7.26	92.70	8.46	100.8	9.55	103.9	9.77	107.8	10.04	110.9	10.13	
		415.0	78.60	5.88	85.10	7.08	92.70	8.25	100.8	9.35	103.9	9.56	107.8	9.84	110.9	9.84	
20		138.4	78.60	8.56	85.10	9.93	92.70	11.61	100.8	13.04	103.9	13.38	107.8	13.70	110.9	13.92	
		173.0	78.60	8.42	85.10	9.81	92.70	11.46	100.8	12.87	103.9	13.20	107.8	13.52	110.9	13.74	
		346.0	78.60	7.72	85.10	9.17	92.70	10.68	100.8	12.00	103.9	12.28	107.8	12.60	110.9	12.84	
		380.6	78.60	7.50	85.10	8.98	92.70	10.45	100.8	11.77	103.9	12.06	107.8	12.38	110.9	12.51	
		415.0	78.60	7.28	85.10	8.78	92.70	10.21	100.8	11.54	103.9	11.84	107.8	12.15	110.9	12.17	
25		138.4	78.60	10.43	85.10	12.13	92.70	14.12	100.8	15.92	103.9	16.31	107.8	16.70	110.9	17.00	
		173.0	78.60	10.26	85.10	11.97	92.70	13.93	100.8	15.70	103.9	16.09	107.8	16.48	110.9	16.78	
		346.0	78.60	9.42	85.10	11.16	92.70	12.99	100.8	14.64	103.9	14.99	107.8	15.37	110.9	15.67	
		380.6	78.60	9.17	85.10	10.93	92.70	12.74	100.8	14.34	103.9	14.69	107.8	15.08	110.9	15.25	
		415.0	78.60	9.03	85.10	10.82	92.70	12.60	100.8	14.20	103.9	14.55	107.8	14.94	110.9	15.03	
30		138.4	78.60	12.82	85.10	14.94	92.70	17.39	100.8	19.58	103.9	20.03	107.8	20.52	110.9	20.91	
		173.0	78.60	12.62	85.10	14.74	92.70	17.16	100.8	19.32	103.9	19.76	107.8	20.25	110.9	20.64	
		346.0	78.60	11.58	85.10	13.73	92.70	15.99	100.8	18.01	103.9	18.43	107.8	18.91	110.9	19.26	
		380.6	78.60	11.26	85.10	13.44	92.70	15.67	100.8	17.66	103.9	18.11	107.8	18.55	110.9	18.75	
		415.0	78.60	10.92	85.10	13.15	92.70	15.34	100.8	17.30	103.9	17.78	107.8	18.18	110.9	18.22	
35		138.4	74.70	13.55	81.00	15.75	88.00	18.33	95.80	20.66	98.60	21.15	102.4	21.67	105.3	22.06	
		173.0	74.70	13.33	81.00	15.55	88.00	18.09	95.80	20.39	98.60	20.87	102.4	21.39	105.3	21.77	
		346.0	74.70	12.22	81.00	14.51	88.00	16.88	95.80	19.01	98.60	19.46	102.4	19.97	105.3	20.32	
		380.6	74.70	11.90	81.00	14.18	88.00	16.53	95.80	18.65	98.60	19.10	102.4	19.59	105.3	19.78	
		415.0	74.70	11.56	81.00	13.85	88.00	16.17	95.80	18.29	98.60	18.73	102.4	19.20	105.3	19.22	
40		138.4	70.70	15.23	76.70	17.69	83.50	20.59	90.70	23.18	93.40	23.74	97.20	24.31	99.70	24.73	
		173.0	70.70	14.98	76.70	17.45	83.50	20.32	90.70	22.88	93.40	23.42	97.20	23.99	99.70	24.41	
		346.0	70.70	13.70	76.70	16.27	83.50	18.94	90.70	21.33	93.40	21.84	97.20	22.39	99.70	22.80	
		380.6	70.70	13.34	76.70	15.92	83.50	18.55	90.70	20.91	93.40	21.42	97.20	21.97	99.70	22.19	
		415.0	70.70	12.97	76.70	15.55	83.50	18.15	90.70	20.48	93.40	20.99	97.20	21.54	99.70	21.56	
45		138.4	66.80	16.91	72.30	19.61	78.80	22.86	85.70	25.69	88.30	26.31	91.80	26.97	94.20	27.41	
	173.0	66.80	16.62	72.30	19.35	78.80	22.55	85.70	25.35	88.30	25.96	91.80	26.61	94.20	27.06		
	346.0	66.80	15.18	72.30	18.04	78.80	21.01	85.70	23.64	88.30	24.21	91.80	24.80	94.20	25.27		
	380.6	66.80	14.79	72.30	17.66	78.80	20.59	85.70	23.15	88.30	23.74	91.80	24.35	94.20	24.60		
	415.0	66.80	14.38	72.30	17.27	78.80	20.16	85.70	22.65	88.30	23.25	91.80	23.87	94.20	23.90		
90	10	138.4	70.70	4.38	76.70	5.07	83.50	5.93	90.70	6.72	93.40	6.84	97.20	6.99	99.70	7.21	
		173.0	70.70	4.31	76.70	5.02	83.50	5.86	90.70	6.64	93.40	6.76	97.20	6.92	99.70	7.11	
		346.0	70.70	3.99	76.70	4.73	83.50	5.48	90.70	6.22	93.40	6.35	97.20	6.54	99.70	6.62	
		380.6	70.70	3.87	76.70	4.58	83.50	5.39	90.70	6.03	93.40	6.22	97.20	6.40	99.70	6.40	

7. Capacity Tables

Combi. (%)	Inlet Water Temp. (°C)	Water Flow Rate (LPM)	Indoor Air Temp. (°C, DB/WB)														
			20.0 / 14.0		23.0 / 16.0		26.0 / 18.0		27.0 / 19.0		28.0 / 20.0		30.0 / 22.0		32.0 / 24.0		
			TC	PI	TC	PI	TC	PI	TC	PI	TC	PI	TC	PI	TC	PI	
90	10	415.0	70.70	3.74	76.70	4.43	83.50	5.31	90.70	5.84	93.40	6.08	97.20	6.26	99.70	6.17	
		138.4	70.70	5.97	76.70	6.92	83.50	8.07	90.70	9.12	93.40	9.31	97.20	9.54	99.70	9.74	
		173.0	70.70	5.88	76.70	6.84	83.50	7.97	90.70	9.00	93.40	9.19	97.20	9.42	99.70	9.62	
		346.0	70.70	5.41	76.70	6.40	83.50	7.43	90.70	8.39	93.40	8.59	97.20	8.81	99.70	8.98	
		380.6	70.70	5.24	76.70	6.24	83.50	7.30	90.70	8.20	93.40	8.42	97.20	8.66	99.70	8.71	
	15	415.0	70.70	5.06	76.70	6.07	83.50	7.16	90.70	8.00	93.40	8.24	97.20	8.50	99.70	8.43	
		138.4	70.70	7.38	76.70	8.56	83.50	9.97	90.70	11.25	93.40	11.51	97.20	11.81	99.70	11.99	
		173.0	70.70	7.26	76.70	8.44	83.50	9.84	90.70	11.10	93.40	11.36	97.20	11.65	99.70	11.84	
		346.0	70.70	6.66	76.70	7.88	83.50	9.17	90.70	10.33	93.40	10.58	97.20	10.84	99.70	11.07	
		380.6	70.70	6.47	76.70	7.72	83.50	9.01	90.70	10.13	93.40	10.39	97.20	10.65	99.70	10.77	
	20	415.0	70.70	6.27	76.70	7.55	83.50	8.84	90.70	9.92	93.40	10.19	97.20	10.46	99.70	10.46	
		138.4	70.70	8.99	76.70	10.46	83.50	12.16	90.70	13.70	93.40	14.02	97.20	14.37	99.70	14.64	
		173.0	70.70	8.84	76.70	10.32	83.50	12.00	90.70	13.52	93.40	13.83	97.20	14.19	99.70	14.44	
		346.0	70.70	8.10	76.70	9.62	83.50	11.19	90.70	12.60	93.40	12.89	97.20	13.25	99.70	13.48	
		380.6	70.70	7.88	76.70	9.39	83.50	10.97	90.70	12.35	93.40	12.67	97.20	12.99	99.70	13.12	
	25	415.0	70.70	7.77	76.70	9.28	83.50	10.85	90.70	12.22	93.40	12.55	97.20	12.87	99.70	12.94	
		138.4	70.70	11.05	76.70	12.85	83.50	14.98	90.70	16.87	93.40	17.25	97.20	17.69	99.70	18.01	
		173.0	70.70	10.87	76.70	12.68	83.50	14.78	90.70	16.65	93.40	17.03	97.20	17.45	99.70	17.77	
		346.0	70.70	9.97	76.70	11.81	83.50	13.76	90.70	15.50	93.40	15.89	97.20	16.27	99.70	16.56	
		380.6	70.70	9.68	76.70	11.58	83.50	13.48	90.70	15.21	93.40	15.57	97.20	15.99	99.70	16.14	
	30	415.0	70.70	9.39	76.70	11.34	83.50	13.19	90.70	14.91	93.40	15.24	97.20	15.70	99.70	15.71	
		138.4	68.80	11.95	74.50	13.86	81.20	16.14	88.20	18.18	90.90	18.60	94.40	19.05	97.00	19.41	
		173.0	68.80	11.75	74.50	13.68	81.20	15.92	88.20	17.94	90.90	18.35	94.40	18.80	97.00	19.16	
		346.0	68.80	10.75	74.50	12.74	81.20	14.86	88.20	16.73	90.90	17.11	94.40	17.56	97.00	17.88	
		380.6	68.80	10.45	74.50	12.48	81.20	14.54	88.20	16.41	90.90	16.82	94.40	17.24	97.00	17.40	
	35	415.0	68.80	10.14	74.50	12.22	81.20	14.21	88.20	16.08	90.90	16.51	94.40	16.91	97.00	16.91	
		138.4	66.80	13.72	72.40	15.92	78.80	18.53	85.70	20.89	88.30	21.38	91.60	21.90	94.30	22.29	
		173.0	66.80	13.50	72.40	15.70	78.80	18.29	85.70	20.61	88.30	21.09	91.60	21.61	94.30	22.00	
		346.0	66.80	12.35	72.40	14.64	78.80	17.08	85.70	19.20	88.30	19.68	91.60	20.17	94.30	20.55	
		380.6	66.80	12.00	72.40	14.34	78.80	16.73	85.70	18.85	88.30	19.29	91.60	19.81	94.30	20.00	
	40	415.0	66.80	11.64	72.40	14.03	78.80	16.36	85.70	18.48	88.30	18.88	91.60	19.44	94.30	19.42	
		138.4	64.80	15.49	70.40	17.98	76.50	20.91	83.20	23.61	85.70	24.14	88.90	24.75	91.60	25.15	
		173.0	64.80	15.24	70.40	17.74	76.50	20.64	83.20	23.29	85.70	23.82	88.90	24.43	91.60	24.83	
		346.0	64.80	13.95	70.40	16.53	76.50	19.29	83.20	21.68	85.70	22.26	88.90	22.77	91.60	23.22	
		380.6	64.80	13.54	70.40	16.21	76.50	18.91	83.20	21.29	85.70	21.77	88.90	22.39	91.60	22.61	
	45	415.0	64.80	13.12	70.40	15.87	76.50	18.52	83.20	20.89	85.70	21.26	88.90	21.99	91.60	21.98	
		138.4	62.80	3.74	68.10	4.26	74.20	4.95	80.60	5.68	83.00	5.75	86.30	5.92	88.70	5.97	
		173.0	62.80	3.67	68.10	4.21	74.20	4.90	80.60	5.60	83.00	5.68	86.30	5.84	88.70	5.90	
		346.0	62.80	3.30	68.10	3.99	74.20	4.61	80.60	5.17	83.00	5.32	86.30	5.41	88.70	5.51	
		380.6	62.80	3.28	68.10	3.87	74.20	4.52	80.60	5.07	83.00	5.16	86.30	5.32	88.70	5.39	
	80	10	415.0	62.80	3.26	68.10	3.74	74.20	4.42	80.60	4.97	83.00	4.99	86.30	5.24	88.70	5.27
			138.4	62.80	5.02	68.10	5.81	74.20	6.76	80.60	7.65	83.00	7.80	86.30	8.01	88.70	8.14
			173.0	62.80	4.94	68.10	5.74	74.20	6.68	80.60	7.55	83.00	7.70	86.30	7.91	88.70	8.04
			346.0	62.80	4.50	68.10	5.37	74.20	6.24	80.60	7.01	83.00	7.21	86.30	7.36	88.70	7.50
			380.6	62.80	4.41	68.10	5.24	74.20	6.11	80.60	6.89	83.00	7.04	86.30	7.24	88.70	7.30
15		415.0	62.80	4.33	68.10	5.10	74.20	5.98	80.60	6.76	83.00	6.86	86.30	7.11	88.70	7.09	
		138.4	62.80	6.17	68.10	7.20	74.20	8.37	80.60	9.42	83.00	9.64	86.30	9.87	88.70	10.07	
		173.0	62.80	6.07	68.10	7.10	74.20	8.25	80.60	9.30	83.00	9.52	86.30	9.74	88.70	9.94	
		346.0	62.80	5.56	68.10	6.59	74.20	7.68	80.60	8.66	83.00	8.88	86.30	9.10	88.70	9.26	
		380.6	62.80	5.41	68.10	6.47	74.20	7.53	80.60	8.49	83.00	8.71	86.30	8.94	88.70	9.01	
20		415.0	62.80	5.26	68.10	6.34	74.20	7.38	80.60	8.31	83.00	8.53	86.30	8.77	88.70	8.74	
		138.4	62.80	7.55	68.10	8.76	74.20	10.19	80.60	11.47	83.00	11.77	86.30	12.06	88.70	12.25	
		173.0	62.80	7.43	68.10	8.64	74.20	10.06	80.60	11.32	83.00	11.61	86.30	11.91	88.70	12.10	
		346.0	62.80	6.79	68.10	8.04	74.20	9.39	80.60	10.58	83.00	10.80	86.30	11.10	88.70	11.29	
		380.6	62.80	6.59	68.10	7.88	74.20	9.20	80.60	10.36	83.00	10.61	86.30	10.90	88.70	11.00	

7. Capacity Tables

Combi. (%)	Inlet Water Temp. (°C)	Water Flow Rate (LPM)	Indoor Air Temp. (°C, DB/WB)													
			20.0 / 14.0		23.0 / 16.0		26.0 / 18.0		27.0 / 19.0		28.0 / 20.0		30.0 / 22.0		32.0 / 24.0	
			TC	PI	TC	PI	TC	PI	TC	PI	TC	PI	TC	PI	TC	PI
80	25	415.0	62.80	6.50	68.10	7.80	74.20	9.10	80.60	10.24	83.00	10.51	86.30	10.80	88.70	10.85
		138.4	62.80	9.25	68.10	10.75	74.20	12.55	80.60	14.12	83.00	14.44	86.30	14.81	88.70	15.10
	30	173.0	62.80	9.10	68.10	10.61	74.20	12.38	80.60	13.93	83.00	14.25	86.30	14.61	88.70	14.90
		346.0	62.80	8.36	68.10	9.91	74.20	11.54	80.60	12.99	83.00	13.31	86.30	13.63	88.70	13.90
		380.6	62.80	8.14	68.10	9.68	74.20	11.29	80.60	12.74	83.00	13.06	86.30	13.38	88.70	13.54
		415.0	62.80	7.92	68.10	9.45	74.20	11.03	80.60	12.47	83.00	12.80	86.30	13.12	88.70	13.17
		138.4	62.80	10.30	68.10	11.96	74.20	13.92	80.60	15.69	83.00	16.09	86.30	16.48	88.70	16.76
	35	173.0	62.80	10.13	68.10	11.81	74.20	13.74	80.60	15.49	83.00	15.87	86.30	16.26	88.70	16.54
		346.0	62.80	9.30	68.10	11.00	74.20	12.84	80.60	14.44	83.00	14.79	86.30	15.15	88.70	15.43
		380.6	62.80	9.03	68.10	10.77	74.20	12.57	80.60	14.15	83.00	14.51	86.30	14.89	88.70	15.01
		415.0	62.80	8.75	68.10	10.53	74.20	12.29	80.60	13.86	83.00	14.21	86.30	14.62	88.70	14.58
		138.4	62.80	12.21	68.10	14.19	74.20	16.51	80.60	18.60	83.00	19.02	86.30	19.51	88.70	19.84
	40	173.0	62.80	12.01	68.10	14.00	74.20	16.29	80.60	18.35	83.00	18.77	86.30	19.25	88.70	19.57
		346.0	62.80	11.00	68.10	13.02	74.20	15.18	80.60	17.11	83.00	17.49	86.30	17.94	88.70	18.26
		380.6	62.80	10.68	68.10	12.77	74.20	14.86	80.60	16.76	83.00	17.17	86.30	17.62	88.70	17.79
		415.0	62.80	10.34	68.10	12.51	74.20	14.53	80.60	16.39	83.00	16.83	86.30	17.29	88.70	17.30
		138.4	62.80	14.12	68.10	16.42	74.20	19.10	80.60	21.51	83.00	21.97	86.30	22.56	88.70	22.91
	45	173.0	62.80	13.88	68.10	16.19	74.20	18.83	80.60	21.22	83.00	21.67	86.30	22.26	88.70	22.61
		346.0	62.80	12.70	68.10	15.05	74.20	17.52	80.60	19.78	83.00	20.20	86.30	20.74	88.70	21.09
		380.6	62.80	12.32	68.10	14.76	74.20	17.14	80.60	19.36	83.00	19.85	86.30	20.35	88.70	20.55
415.0		62.80	11.92	68.10	14.46	74.20	16.74	80.60	18.93	83.00	19.48	86.30	19.95	88.70	19.99	
138.4		62.80	15.10	68.10	17.40	74.20	20.08	80.60	22.51	83.00	23.02	86.30	23.61	88.70	23.91	
70	10	138.4	55.10	3.05	59.60	3.56	65.00	4.11	70.50	4.63	72.70	4.82	75.40	4.94	77.60	4.95
		173.0	55.10	3.00	59.60	3.51	65.00	4.06	70.50	4.58	72.70	4.75	75.40	4.87	77.60	4.90
		346.0	55.10	2.78	59.60	3.25	65.00	3.81	70.50	4.33	72.70	4.43	75.40	4.55	77.60	4.61
		380.6	55.10	2.73	59.60	3.18	65.00	3.74	70.50	4.21	72.70	4.30	75.40	4.42	77.60	4.48
		415.0	55.10	2.68	59.60	3.11	65.00	3.67	70.50	4.09	72.70	4.16	75.40	4.28	77.60	4.34
	15	138.4	55.10	4.16	59.60	4.84	65.00	5.62	70.50	6.34	72.70	6.50	75.40	6.67	77.60	6.76
		173.0	55.10	4.09	59.60	4.77	65.00	5.55	70.50	6.26	72.70	6.42	75.40	6.59	77.60	6.68
		346.0	55.10	3.76	59.60	4.43	65.00	5.17	70.50	5.85	72.70	5.98	75.40	6.15	77.60	6.24
		380.6	55.10	3.67	59.60	4.34	65.00	5.09	70.50	5.73	72.70	5.85	75.40	6.01	77.60	6.08
		415.0	55.10	3.59	59.60	4.26	65.00	5.01	70.50	5.60	72.70	5.71	75.40	5.87	77.60	5.91
	20	138.4	55.10	5.16	59.60	5.98	65.00	6.96	70.50	7.85	72.70	8.01	75.40	8.20	77.60	8.37
		173.0	55.10	5.07	59.60	5.90	65.00	6.87	70.50	7.75	72.70	7.91	75.40	8.10	77.60	8.25
		346.0	55.10	4.63	59.60	5.50	65.00	6.40	70.50	7.21	72.70	7.36	75.40	7.56	77.60	7.68
		380.6	55.10	4.50	59.60	5.37	65.00	6.27	70.50	7.08	72.70	7.24	75.40	7.43	77.60	7.50
		415.0	55.10	4.36	59.60	5.25	65.00	6.13	70.50	6.94	72.70	7.11	75.40	7.29	77.60	7.31
	25	138.4	55.10	6.27	59.60	7.29	65.00	8.46	70.50	9.55	72.70	9.77	75.40	9.99	77.60	10.19
		173.0	55.10	6.17	59.60	7.19	65.00	8.36	70.50	9.42	72.70	9.65	75.40	9.87	77.60	10.06
		346.0	55.10	5.66	59.60	6.69	65.00	7.82	70.50	8.78	72.70	9.01	75.40	9.23	77.60	9.39
		380.6	55.10	5.50	59.60	6.56	65.00	7.65	70.50	8.62	72.70	8.81	75.40	9.03	77.60	9.13
		415.0	55.10	5.42	59.60	6.50	65.00	7.58	70.50	8.54	72.70	8.71	75.40	8.94	77.60	9.00
30	138.4	55.10	7.71	59.60	8.96	65.00	10.43	70.50	11.73	72.70	12.03	75.40	12.32	77.60	12.55	
	173.0	55.10	7.58	59.60	8.84	65.00	10.29	70.50	11.58	72.70	11.88	75.40	12.16	77.60	12.38	
	346.0	55.10	6.94	59.60	8.24	65.00	9.59	70.50	10.80	72.70	11.07	75.40	11.35	77.60	11.54	
	380.6	55.10	6.76	59.60	8.07	65.00	9.39	70.50	10.58	72.70	10.87	75.40	11.12	77.60	11.26	
	415.0	55.10	6.56	59.60	7.89	65.00	9.18	70.50	10.36	72.70	10.66	75.40	10.88	77.60	10.97	
35	138.4	55.10	8.56	59.60	9.93	65.00	11.61	70.50	13.04	72.70	13.38	75.40	13.70	77.60	13.92	
	173.0	55.10	8.42	59.60	9.81	65.00	11.46	70.50	12.87	72.70	13.20	75.40	13.52	77.60	13.74	
	346.0	55.10	7.72	59.60	9.17	65.00	10.65	70.50	12.00	72.70	12.28	75.40	12.60	77.60	12.84	
	380.6	55.10	7.50	59.60	8.94	65.00	10.45	70.50	11.77	72.70	12.06	75.40	12.38	77.60	12.51	
	415.0	55.10	7.28	59.60	8.70	65.00	10.24	70.50	11.54	72.70	11.84	75.40	12.15	77.60	12.17	
40	138.4	55.10	10.14	59.60	11.76	65.00	13.73	70.50	15.47	72.70	15.82	75.40	16.21	77.60	16.50	
	173.0	55.10	9.97	59.60	11.61	65.00	13.55	70.50	15.27	72.70	15.62	75.40	15.99	77.60	16.28	
	346.0	55.10	9.13	59.60	10.84	65.00	12.64	70.50	14.22	72.70	14.57	75.40	14.93	77.60	15.21	
	380.6	55.10	8.88	59.60	10.61	65.00	12.35	70.50	13.93	72.70	14.28	75.40	14.66	77.60	14.79	

7. Capacity Tables

Combi. (%)	Inlet Water Temp. (°C)	Water Flow Rate (LPM)	Indoor Air Temp. (°C, DB/WB)													
			20.0 / 14.0		23.0 / 16.0		26.0 / 18.0		27.0 / 19.0		28.0 / 20.0		30.0 / 22.0		32.0 / 24.0	
			TC	PI	TC	PI	TC	PI	TC	PI	TC	PI	TC	PI	TC	PI
70	40	415.0	55.10	8.61	59.60	10.38	65.00	12.06	70.50	13.63	72.70	13.99	75.40	14.38	77.60	14.35
		138.4	55.10	11.71	59.60	13.60	65.00	15.84	70.50	17.89	72.70	18.26	75.40	18.73	77.60	19.09
	45	173.0	55.10	11.52	59.60	13.42	65.00	15.64	70.50	17.65	72.70	18.03	75.40	18.48	77.60	18.84
		346.0	55.10	10.55	59.60	12.51	65.00	14.64	70.50	16.43	72.70	16.85	75.40	17.24	77.60	17.59
		380.6	55.10	10.26	59.60	12.28	65.00	14.25	70.50	16.08	72.70	16.50	75.40	16.95	77.60	17.08
		415.0	55.10	9.97	59.60	12.04	65.00	13.85	70.50	15.71	72.70	16.13	75.40	16.66	77.60	16.55
60	10	138.4	47.20	2.43	51.10	2.83	55.60	3.25	60.50	3.74	62.30	3.84	64.80	3.89	66.60	3.95
		173.0	47.20	2.39	51.10	2.80	55.60	3.22	60.50	3.69	62.30	3.78	64.80	3.84	66.60	3.91
		346.0	47.20	2.19	51.10	2.60	55.60	3.07	60.50	3.44	62.30	3.49	64.80	3.62	66.60	3.69
		380.6	47.20	2.10	51.10	2.56	55.60	3.00	60.50	3.37	62.30	3.44	64.80	3.52	66.60	3.59
		415.0	47.20	2.01	51.10	2.52	55.60	2.93	60.50	3.30	62.30	3.39	64.80	3.42	66.60	3.49
	15	138.4	47.20	3.32	51.10	3.86	55.60	4.47	60.50	5.07	62.30	5.20	64.80	5.29	66.60	5.39
		173.0	47.20	3.27	51.10	3.81	55.60	4.42	60.50	5.00	62.30	5.13	64.80	5.22	66.60	5.32
		346.0	47.20	3.00	51.10	3.54	55.60	4.15	60.50	4.67	62.30	4.76	64.80	4.89	66.60	4.99
		380.6	47.20	2.90	51.10	3.47	55.60	4.06	60.50	4.57	62.30	4.67	64.80	4.79	66.60	4.85
		415.0	47.20	2.80	51.10	3.40	55.60	3.98	60.50	4.47	62.30	4.57	64.80	4.69	66.60	4.71
	20	138.4	47.20	4.10	51.10	4.78	55.60	5.56	60.50	6.24	62.30	6.40	64.80	6.54	66.60	6.67
		173.0	47.20	4.03	51.10	4.71	55.60	5.49	60.50	6.16	62.30	6.32	64.80	6.45	66.60	6.59
		346.0	47.20	3.70	51.10	4.38	55.60	5.12	60.50	5.76	62.30	5.88	64.80	6.01	66.60	6.15
		380.6	47.20	3.60	51.10	4.28	55.60	4.99	60.50	5.63	62.30	5.76	64.80	5.92	66.60	5.98
		415.0	47.20	3.50	51.10	4.18	55.60	4.85	60.50	5.49	62.30	5.63	64.80	5.82	66.60	5.80
	25	138.4	47.20	4.99	51.10	5.83	55.60	6.77	60.50	7.62	62.30	7.78	64.80	7.97	66.60	8.14
		173.0	47.20	4.91	51.10	5.75	55.60	6.67	60.50	7.52	62.30	7.68	64.80	7.87	66.60	8.04
		346.0	47.20	4.50	51.10	5.34	55.60	6.20	60.50	7.01	62.30	7.17	64.80	7.36	66.60	7.50
		380.6	47.20	4.38	51.10	5.21	55.60	6.08	60.50	6.85	62.30	7.04	64.80	7.21	66.60	7.30
		415.0	47.20	4.31	51.10	5.14	55.60	6.01	60.50	6.77	62.30	6.98	64.80	7.13	66.60	7.21
	30	138.4	47.20	6.13	51.10	7.13	55.60	8.30	60.50	9.35	62.30	9.57	64.80	9.80	66.60	10.01
		173.0	47.20	6.03	51.10	7.03	55.60	8.20	60.50	9.23	62.30	9.45	64.80	9.67	66.60	9.88
		346.0	47.20	5.53	51.10	6.56	55.60	7.65	60.50	8.62	62.30	8.81	64.80	9.03	66.60	9.20
		380.6	47.20	5.37	51.10	6.43	55.60	7.50	60.50	8.46	62.30	8.66	64.80	8.88	66.60	8.98
415.0		47.20	5.21	51.10	6.30	55.60	7.35	60.50	8.29	62.30	8.50	64.80	8.72	66.60	8.76	
35	138.4	47.20	6.82	51.10	7.95	55.60	9.25	60.50	10.39	62.30	10.65	64.80	10.92	66.60	11.12	
	173.0	47.20	6.71	51.10	7.84	55.60	9.13	60.50	10.26	62.30	10.51	64.80	10.77	66.60	10.97	
	346.0	47.20	6.15	51.10	7.30	55.60	8.49	60.50	9.59	62.30	9.81	64.80	10.04	66.60	10.23	
	380.6	47.20	5.98	51.10	7.14	55.60	8.33	60.50	9.39	62.30	9.62	64.80	9.87	66.60	9.97	
	415.0	47.20	5.80	51.10	6.98	55.60	8.16	60.50	9.18	62.30	9.42	64.80	9.69	66.60	9.70	
40	138.4	47.20	8.07	51.10	9.38	55.60	10.95	60.50	12.33	62.30	12.62	64.80	12.91	66.60	13.17	
	173.0	47.20	7.94	51.10	9.26	55.60	10.80	60.50	12.16	62.30	12.45	64.80	12.74	66.60	13.00	
	346.0	47.20	7.30	51.10	8.66	55.60	10.06	60.50	11.32	62.30	11.61	64.80	11.90	66.60	12.13	
	380.6	47.20	7.08	51.10	8.46	55.60	9.87	60.50	11.10	62.30	11.39	64.80	11.67	66.60	11.81	
	415.0	47.20	6.86	51.10	8.25	55.60	9.68	60.50	10.88	62.30	11.17	64.80	11.44	66.60	11.47	
45	138.4	47.20	9.30	51.10	10.80	55.60	12.65	60.50	14.27	62.30	14.58	64.80	14.89	66.60	15.23	
	173.0	47.20	9.16	51.10	10.67	55.60	12.48	60.50	14.07	62.30	14.39	64.80	14.70	66.60	15.03	
	346.0	47.20	8.46	51.10	10.01	55.60	11.64	60.50	13.06	62.30	13.41	64.80	13.76	66.60	14.02	
	380.6	47.20	8.17	51.10	9.77	55.60	11.42	60.50	12.80	62.30	13.16	64.80	13.48	66.60	13.63	
	415.0	47.20	7.88	51.10	9.52	55.60	11.20	60.50	12.53	62.30	12.89	64.80	13.19	66.60	13.22	
50	10	138.4	39.30	1.80	42.50	2.10	46.40	2.53	50.40	2.76	51.90	2.81	54.00	2.93	55.40	2.95
		173.0	39.30	1.77	42.50	2.07	46.40	2.49	50.40	2.73	51.90	2.79	54.00	2.88	55.40	2.92
		346.0	39.30	1.60	42.50	1.95	46.40	2.29	50.40	2.56	51.90	2.66	54.00	2.66	55.40	2.73
		380.6	39.30	1.58	42.50	1.95	46.40	2.23	50.40	2.51	51.90	2.53	54.00	2.63	55.40	2.63
		415.0	39.30	1.57	42.50	1.95	46.40	2.16	50.40	2.45	51.90	2.39	54.00	2.60	55.40	2.53
	15	138.4	39.30	2.46	42.50	2.88	46.40	3.37	50.40	3.76	51.90	3.86	54.00	3.96	55.40	4.02
		173.0	39.30	2.42	42.50	2.84	46.40	3.32	50.40	3.71	51.90	3.81	54.00	3.91	55.40	3.97
		346.0	39.30	2.22	42.50	2.64	46.40	3.08	50.40	3.47	51.90	3.57	54.00	3.64	55.40	3.70
		380.6	39.30	2.16	42.50	2.61	46.40	3.02	50.40	3.41	51.90	3.47	54.00	3.57	55.40	3.60

7. Capacity Tables

Combi. (%)	Inlet Water Temp. (°C)	Water Flow Rate (LPM)	Indoor Air Temp. (°C, DB/WB)													
			20.0 / 14.0		23.0 / 16.0		26.0 / 18.0		27.0 / 19.0		28.0 / 20.0		30.0 / 22.0		32.0 / 24.0	
			TC	PI	TC	PI	TC	PI	TC	PI	TC	PI	TC	PI	TC	PI
50	15	415.0	39.30	2.09	42.50	2.58	46.40	2.95	50.40	3.34	51.90	3.37	54.00	3.50	55.40	3.50
	20	138.4	39.30	3.05	42.50	3.57	46.40	4.11	50.40	4.64	51.90	4.78	54.00	4.87	55.40	4.97
		173.0	39.30	3.00	42.50	3.52	46.40	4.06	50.40	4.59	51.90	4.71	54.00	4.81	55.40	4.90
		346.0	39.30	2.76	42.50	3.25	46.40	3.79	50.40	4.28	51.90	4.38	54.00	4.50	55.40	4.57
		380.6	39.30	2.66	42.50	3.18	46.40	3.73	50.40	4.21	51.90	4.31	54.00	4.41	55.40	4.47
		415.0	39.30	2.56	42.50	3.11	46.40	3.66	50.40	4.14	51.90	4.24	54.00	4.33	55.40	4.37
	25	138.4	39.30	3.71	42.50	4.31	46.40	5.04	50.40	5.69	51.90	5.83	54.00	5.95	55.40	6.03
		173.0	39.30	3.66	42.50	4.26	46.40	4.97	50.40	5.61	51.90	5.75	54.00	5.87	55.40	5.96
		346.0	39.30	3.35	42.50	3.99	46.40	4.63	50.40	5.21	51.90	5.34	54.00	5.47	55.40	5.59
		380.6	39.30	3.25	42.50	3.89	46.40	4.53	50.40	5.12	51.90	5.24	54.00	5.37	55.40	5.44
		415.0	39.30	3.20	42.50	3.84	46.40	4.48	50.40	5.07	51.90	5.19	54.00	5.32	55.40	5.36
	30	138.4	39.30	4.60	42.50	5.33	46.40	6.22	50.40	6.99	51.90	7.16	54.00	7.31	55.40	7.45
		173.0	39.30	4.52	42.50	5.26	46.40	6.13	50.40	6.90	51.90	7.06	54.00	7.22	55.40	7.35
		346.0	39.30	4.11	42.50	4.89	46.40	5.69	50.40	6.43	51.90	6.56	54.00	6.76	55.40	6.85
		380.6	39.30	4.02	42.50	4.79	46.40	5.59	50.40	6.30	51.90	6.47	54.00	6.62	55.40	6.69
		415.0	39.30	3.94	42.50	4.69	46.40	5.49	50.40	6.16	51.90	6.38	54.00	6.48	55.40	6.52
	35	138.4	39.30	5.09	42.50	5.92	46.40	6.90	50.40	7.75	51.90	7.95	54.00	8.14	55.40	8.27
		173.0	39.30	5.01	42.50	5.84	46.40	6.80	50.40	7.65	51.90	7.84	54.00	8.04	55.40	8.17
		346.0	39.30	4.60	42.50	5.44	46.40	6.34	50.40	7.14	51.90	7.30	54.00	7.50	55.40	7.62
		380.6	39.30	4.47	42.50	5.34	46.40	6.20	50.40	7.01	51.90	7.17	54.00	7.36	55.40	7.43
		415.0	39.30	4.33	42.50	5.24	46.40	6.06	50.40	6.87	51.90	7.04	54.00	7.22	55.40	7.24
	40	138.4	39.30	6.03	42.50	6.99	46.40	8.17	50.40	9.18	51.90	9.42	54.00	9.64	55.40	9.80
		173.0	39.30	5.93	42.50	6.90	46.40	8.06	50.40	9.06	51.90	9.30	54.00	9.52	55.40	9.67
		346.0	39.30	5.44	42.50	6.43	46.40	7.50	50.40	8.46	51.90	8.66	54.00	8.88	55.40	9.03
		380.6	39.30	5.27	42.50	6.30	46.40	7.36	50.40	8.30	51.90	8.49	54.00	8.71	55.40	8.78
		415.0	39.30	5.09	42.50	6.16	46.40	7.22	50.40	8.14	51.90	8.31	54.00	8.53	55.40	8.51
	45	138.4	39.30	6.99	42.50	8.07	46.40	9.45	50.40	10.63	51.90	10.89	54.00	11.15	55.40	11.34
		173.0	39.30	6.87	42.50	7.97	46.40	9.32	50.40	10.49	51.90	10.74	54.00	11.00	55.40	11.19
		346.0	39.30	6.27	42.50	7.43	46.40	8.66	50.40	9.77	51.90	10.01	54.00	10.26	55.40	10.45
		380.6	39.30	6.08	42.50	7.26	46.40	8.52	50.40	9.59	51.90	9.81	54.00	10.06	55.40	10.13
		415.0	39.30	5.88	42.50	7.08	46.40	8.38	50.40	9.40	51.90	9.60	54.00	9.85	55.40	9.79

Note

- TC: Total Capacity(kW), PI : Power Input(kW)
- Capacity tables show the average value of conditions which may occur.
- The minimum flow rate of the product is based on 50% of the rated flow rate or the value indicated in the specification table, whichever is greater.
However, when the 'Variable Water Flow Valve Control KIT' is applied, the minimum flow rate is allowed to 40% (gray colored area) of the rated flow rate.
- If the flow rate is less than minimum flow rate and the indoor unit combination ratio exceeds 130%, ask to LG Electronics even if the 'Variable Water Flow Valve Control KIT' is applied.

7. Capacity Tables

CRWM380LAS5

Combi. (%)	Inlet Water Temp. (°C)	Water Flow Rate (LPM)	Indoor Air Temp. (°C, DB/WB)														
			20.0 / 14.0		23.0 / 16.0		26.0 / 18.0		27.0 / 19.0		28.0 / 20.0		30.0 / 22.0		32.0 / 24.0		
			TC	PI	TC	PI	TC	PI	TC	PI	TC	PI	TC	PI	TC	PI	
130	10	146.0	99.00	6.41	107.2	7.52	116.6	8.75	126.7	9.81	130.6	10.03	135.7	10.36	139.5	10.50	
		192.0	99.00	6.30	107.2	7.38	116.6	8.59	126.7	9.65	130.6	9.88	135.7	10.18	139.5	10.34	
		365.0	99.00	5.84	107.2	6.84	116.6	8.00	126.7	9.02	130.6	9.29	135.7	9.48	139.5	9.72	
		427.5	99.00	5.66	107.2	6.75	116.6	7.88	126.7	8.82	130.6	9.09	135.7	9.32	139.5	9.45	
		480.0	99.00	5.47	107.2	6.65	116.6	7.75	126.7	8.61	130.6	8.87	135.7	9.15	139.5	9.15	
	15	146.0	97.30	8.45	105.4	9.84	114.7	11.47	124.7	12.89	128.5	13.20	133.4	13.54	137.2	13.77	
		192.0	97.30	8.29	105.4	9.68	114.7	11.27	124.7	12.67	128.5	12.98	133.4	13.32	137.2	13.56	
		365.0	97.30	7.64	105.4	9.04	114.7	10.54	124.7	11.86	128.5	12.17	133.4	12.48	137.2	12.75	
		427.5	97.30	7.43	105.4	8.86	114.7	10.33	124.7	11.63	128.5	11.93	133.4	12.24	137.2	12.45	
		480.0	97.30	7.20	105.4	8.67	114.7	10.10	124.7	11.39	128.5	11.68	133.4	11.98	137.2	12.13	
	20	146.0	95.90	10.27	103.9	11.91	113.1	13.89	122.9	15.62	126.6	16.00	131.5	16.37	135.3	16.68	
		192.0	95.90	10.05	103.9	11.71	113.1	13.67	122.9	15.37	126.6	15.74	131.5	16.12	135.3	16.43	
		365.0	95.90	9.24	103.9	10.98	113.1	12.79	122.9	14.39	126.6	14.73	131.5	15.14	135.3	15.45	
		427.5	95.90	9.00	103.9	10.74	113.1	12.52	122.9	14.11	126.6	14.45	131.5	14.83	135.3	15.11	
		480.0	95.90	8.75	103.9	10.48	113.1	12.22	122.9	13.80	126.6	14.14	131.5	14.49	135.3	14.75	
	25	146.0	95.90	12.66	103.9	14.68	113.1	17.11	122.9	19.31	126.6	19.75	131.5	20.22	135.3	20.56	
		192.0	95.90	12.40	103.9	14.44	113.1	16.83	122.9	18.98	126.6	19.42	131.5	19.90	135.3	20.24	
		365.0	95.90	11.42	103.9	13.54	113.1	15.75	122.9	17.73	126.6	18.17	131.5	18.68	135.3	19.02	
		427.5	95.90	11.08	103.9	13.23	113.1	15.45	122.9	17.39	126.6	17.83	131.5	18.31	135.3	18.61	
		480.0	95.90	10.91	103.9	13.07	113.1	15.29	122.9	17.21	126.6	17.66	131.5	18.12	135.3	18.41	
	30	146.0	95.90	15.21	103.9	17.64	113.1	20.54	122.9	23.15	126.6	23.70	131.5	24.27	135.3	24.68	
		192.0	95.90	14.90	103.9	17.35	113.1	20.21	122.9	22.77	126.6	23.32	131.5	23.89	135.3	24.30	
		365.0	95.90	13.67	103.9	16.23	113.1	18.92	122.9	21.27	126.6	21.82	131.5	22.40	135.3	22.84	
		427.5	95.90	13.29	103.9	15.89	113.1	18.52	122.9	20.86	126.6	21.41	131.5	21.95	135.3	22.33	
		480.0	95.90	12.89	103.9	15.53	113.1	18.09	122.9	20.42	126.6	20.97	131.5	21.47	135.3	21.78	
	35	146.0	86.30	15.34	93.50	17.84	101.7	20.79	110.6	23.38	114.0	23.98	118.4	24.56	121.8	24.95	
		192.0	86.30	15.03	93.50	17.55	101.7	20.45	110.6	23.00	114.0	23.58	118.4	24.16	121.8	24.57	
		365.0	86.30	13.84	93.50	16.40	101.7	19.13	110.6	21.54	114.0	22.06	118.4	22.64	121.8	23.11	
		427.5	86.30	13.47	93.50	16.06	101.7	18.72	110.6	21.11	114.0	21.65	118.4	22.20	121.8	22.57	
		480.0	86.30	13.07	93.50	15.70	101.7	18.28	110.6	20.65	114.0	21.20	118.4	21.73	121.8	21.99	
	40	146.0	76.70	16.21	83.10	18.81	90.40	21.93	98.30	24.66	101.3	25.25	105.2	25.86	108.1	26.34	
		192.0	76.70	15.88	83.10	18.50	90.40	21.57	98.30	24.26	101.3	24.85	105.2	25.46	108.1	25.94	
		365.0	76.70	14.59	83.10	17.32	90.40	20.18	98.30	22.70	101.3	23.29	105.2	23.90	108.1	24.38	
		427.5	76.70	14.18	83.10	16.95	90.40	19.74	98.30	22.27	101.3	22.84	105.2	23.42	108.1	23.83	
		480.0	76.70	13.74	83.10	16.55	90.40	19.27	98.30	21.81	101.3	22.36	105.2	22.90	108.1	23.23	
	45	146.0	67.00	17.09	72.80	19.77	79.10	23.07	86.00	25.95	88.70	26.52	92.00	27.16	94.60	27.73	
		192.0	67.00	16.73	72.80	19.46	79.10	22.69	86.00	25.52	88.70	26.10	92.00	26.74	94.60	27.30	
		365.0	67.00	15.34	72.80	18.24	79.10	21.24	86.00	23.86	88.70	24.52	92.00	25.16	94.60	25.64	
		427.5	67.00	14.90	72.80	17.83	79.10	20.77	86.00	23.42	88.70	24.04	92.00	24.65	94.60	25.09	
		480.0	67.00	14.43	72.80	17.39	79.10	20.27	86.00	22.95	88.70	23.53	92.00	24.10	94.60	24.50	
	120	10	146.0	93.70	6.11	101.3	7.13	110.4	8.25	119.9	9.29	123.5	9.59	128.4	9.81	132.0	9.93
			192.0	93.70	5.98	101.3	7.01	110.4	8.12	119.9	9.13	123.5	9.41	128.4	9.63	132.0	9.77
			365.0	93.70	5.50	101.3	6.55	110.4	7.64	119.9	8.55	123.5	8.75	128.4	8.98	132.0	9.18
			427.5	93.70	5.32	101.3	6.34	110.4	7.47	119.9	8.36	123.5	8.62	128.4	8.82	132.0	8.98
			480.0	93.70	5.13	101.3	6.11	110.4	7.28	119.9	8.15	123.5	8.48	128.4	8.65	132.0	8.77
15		146.0	92.50	8.11	100.2	9.43	109.2	10.95	118.6	12.34	122.2	12.65	126.9	12.96	130.5	13.15	
		192.0	92.50	7.95	100.2	9.27	109.2	10.77	118.6	12.14	122.2	12.44	126.9	12.74	130.5	12.95	
		365.0	92.50	7.30	100.2	8.66	109.2	10.09	118.6	11.36	122.2	11.63	126.9	11.93	130.5	12.17	
		427.5	92.50	7.09	100.2	8.45	109.2	9.89	118.6	11.11	122.2	11.42	126.9	11.70	130.5	11.90	
		480.0	92.50	6.86	100.2	8.22	109.2	9.67	118.6	10.84	122.2	11.19	126.9	11.46	130.5	11.61	
20		146.0	91.60	9.88	99.20	11.47	108.1	13.34	117.4	15.04	120.9	15.38	125.6	15.75	129.2	16.02	
		192.0	91.60	9.68	99.20	11.27	108.1	13.12	117.4	14.79	120.9	15.13	125.6	15.51	129.2	15.78	
		365.0	91.60	8.90	99.20	10.54	108.1	12.27	117.4	13.84	120.9	14.18	125.6	14.56	129.2	14.83	
		427.5	91.60	8.66	99.20	10.33	108.1	12.04	117.4	13.57	120.9	13.91	125.6	14.25	129.2	14.49	

7. Capacity Tables

Combi. (%)	Inlet Water Temp. (°C)	Water Flow Rate (LPM)	Indoor Air Temp. (°C, DB/WB)													
			20.0 / 14.0		23.0 / 16.0		26.0 / 18.0		27.0 / 19.0		28.0 / 20.0		30.0 / 22.0		32.0 / 24.0	
			TC	PI	TC	PI	TC	PI	TC	PI	TC	PI	TC	PI	TC	PI
120	20	480.0	91.60	8.40	99.20	10.10	108.1	11.80	117.4	13.27	120.9	13.62	125.6	13.92	129.2	14.12
	25	146.0	91.60	12.14	99.20	14.11	108.1	16.43	117.4	18.46	120.9	18.91	125.6	19.40	129.2	19.73
		192.0	91.60	11.90	99.20	13.87	108.1	16.16	117.4	18.17	120.9	18.60	125.6	19.08	129.2	19.42
		365.0	91.60	10.95	99.20	12.95	108.1	15.11	117.4	17.02	120.9	17.42	125.6	17.86	129.2	18.24
		427.5	91.60	10.64	99.20	12.68	108.1	14.79	117.4	16.67	120.9	17.08	125.6	17.52	129.2	17.79
		480.0	91.60	10.48	99.20	12.54	108.1	14.64	117.4	16.50	120.9	16.91	125.6	17.35	129.2	17.57
	30	146.0	91.60	14.64	99.20	17.05	108.1	19.86	117.4	22.35	120.9	22.86	125.6	23.45	129.2	23.86
		192.0	91.60	14.35	99.20	16.77	108.1	19.53	117.4	21.98	120.9	22.49	125.6	23.07	129.2	23.48
		365.0	91.60	13.23	99.20	15.68	108.1	18.24	117.4	20.56	120.9	21.07	125.6	21.61	129.2	22.02
		427.5	91.60	12.86	99.20	15.34	108.1	17.86	117.4	20.15	120.9	20.66	125.6	21.20	129.2	21.52
		480.0	91.60	12.46	99.20	14.98	108.1	17.45	117.4	19.70	120.9	20.22	125.6	20.75	129.2	20.98
	35	146.0	83.80	15.03	90.80	17.47	98.80	20.34	107.4	22.91	110.6	23.46	114.9	24.00	118.2	24.45
		192.0	83.80	14.72	90.80	17.18	98.80	20.01	107.4	22.53	110.6	23.07	114.9	23.62	118.2	24.06
		365.0	83.80	13.54	90.80	16.06	98.80	18.72	107.4	21.07	110.6	21.58	114.9	22.16	118.2	22.57
		427.5	83.80	13.16	90.80	15.72	98.80	18.34	107.4	20.66	110.6	21.17	114.9	21.72	118.2	22.06
		480.0	83.80	12.76	90.80	15.36	98.80	17.93	107.4	20.22	110.6	20.73	114.9	21.25	118.2	21.50
	40	146.0	76.00	16.17	82.30	18.78	89.70	21.90	97.50	24.63	100.4	25.22	104.3	25.84	107.2	26.31
		192.0	76.00	15.84	82.30	18.47	89.70	21.54	97.50	24.23	100.4	24.80	104.3	25.42	107.2	25.89
		365.0	76.00	14.59	82.30	17.29	89.70	20.15	97.50	22.67	100.4	23.22	104.3	23.83	107.2	24.31
		427.5	76.00	14.18	82.30	16.91	89.70	19.74	97.50	22.23	100.4	22.81	104.3	23.39	107.2	23.73
480.0		76.00	13.74	82.30	16.51	89.70	19.30	97.50	21.76	100.4	22.37	104.3	22.92	107.2	23.11	
45	146.0	68.20	17.31	73.90	20.09	80.40	23.46	87.60	26.36	90.20	26.98	93.70	27.68	96.20	28.18	
	192.0	68.20	16.97	73.90	19.76	80.40	23.07	87.60	25.93	90.20	26.54	93.70	27.23	96.20	27.74	
	365.0	68.20	15.65	73.90	18.52	80.40	21.58	87.60	24.27	90.20	24.86	93.70	25.50	96.20	26.04	
	427.5	68.20	15.20	73.90	18.11	80.40	21.14	87.60	23.79	90.20	24.45	93.70	25.06	96.20	25.40	
	480.0	68.20	14.72	73.90	17.67	80.40	20.67	87.60	23.28	90.20	24.01	93.70	24.59	96.20	24.71	
110	10	146.0	88.30	5.77	95.70	6.68	104.1	7.82	113.1	8.78	116.5	8.96	121.2	9.25	124.3	9.38
		192.0	88.30	5.65	95.70	6.57	104.1	7.69	113.1	8.63	116.5	8.83	121.2	9.09	124.3	9.22
		365.0	88.30	5.19	95.70	6.14	104.1	7.16	113.1	8.08	116.5	8.32	121.2	8.51	124.3	8.64
		427.5	88.30	5.06	95.70	6.00	104.1	7.00	113.1	7.95	116.5	8.07	121.2	8.34	124.3	8.44
		480.0	88.30	4.91	95.70	5.85	104.1	6.83	113.1	7.82	116.5	7.80	121.2	8.15	124.3	8.23
	15	146.0	87.80	7.72	95.00	8.98	103.5	10.47	112.5	11.78	115.9	12.05	120.4	12.37	123.7	12.57
		192.0	87.80	7.56	95.00	8.83	103.5	10.29	112.5	11.58	115.9	11.85	120.4	12.17	123.7	12.37
		365.0	87.80	6.95	95.00	8.25	103.5	9.61	112.5	10.84	115.9	11.11	120.4	11.39	123.7	11.59
		427.5	87.80	6.79	95.00	8.08	103.5	9.41	112.5	10.64	115.9	10.88	120.4	11.18	123.7	11.32
		480.0	87.80	6.61	95.00	7.89	103.5	9.19	112.5	10.42	115.9	10.64	120.4	10.95	123.7	11.02
	20	146.0	87.40	9.46	94.60	11.02	103.0	12.82	111.9	14.45	115.3	14.80	119.7	15.14	123.1	15.41
		192.0	87.40	9.26	94.60	10.84	103.0	12.60	111.9	14.21	115.3	14.56	119.7	14.90	123.1	15.17
		365.0	87.40	8.52	94.60	10.13	103.0	11.79	111.9	13.29	115.3	13.61	119.7	13.95	123.1	14.22
		427.5	87.40	8.32	94.60	9.92	103.0	11.56	111.9	13.02	115.3	13.36	119.7	13.70	123.1	13.88
		480.0	87.40	8.11	94.60	9.69	103.0	11.32	111.9	12.73	115.3	13.09	119.7	13.43	123.1	13.51
	25	146.0	87.40	11.57	94.60	13.48	103.0	15.69	111.9	17.67	115.3	18.08	119.7	18.53	123.1	18.87
		192.0	87.40	11.35	94.60	13.26	103.0	15.43	111.9	17.38	115.3	17.79	119.7	18.23	123.1	18.57
		365.0	87.40	10.47	94.60	12.41	103.0	14.45	111.9	16.27	115.3	16.67	119.7	17.08	123.1	17.42
		427.5	87.40	10.16	94.60	12.14	103.0	14.15	111.9	15.95	115.3	16.33	119.7	16.77	123.1	16.98
		480.0	87.40	10.00	94.60	12.00	103.0	14.00	111.9	15.80	115.3	16.16	119.7	16.62	123.1	16.75
30	146.0	87.40	14.11	94.60	16.43	103.0	19.13	111.9	21.56	115.3	22.07	119.7	22.58	123.1	23.00	
	192.0	87.40	13.83	94.60	16.16	103.0	18.81	111.9	21.20	115.3	21.71	119.7	22.22	123.1	22.63	
	365.0	87.40	12.75	94.60	15.11	103.0	17.59	111.9	19.81	115.3	20.32	119.7	20.83	123.1	21.20	
	427.5	87.40	12.41	94.60	14.79	103.0	17.25	111.9	19.43	115.3	19.91	119.7	20.42	123.1	20.70	
	480.0	87.40	12.05	94.60	14.44	103.0	16.89	111.9	19.03	115.3	19.47	119.7	19.98	123.1	20.16	
35	146.0	81.30	14.71	88.10	17.09	96.00	19.89	104.3	22.41	107.4	22.93	111.6	23.48	114.7	23.93	
	192.0	81.30	14.42	88.10	16.81	96.00	19.56	104.3	22.04	107.4	22.55	111.6	23.10	114.7	23.55	
	365.0	81.30	13.27	88.10	15.72	96.00	18.31	104.3	20.63	107.4	21.11	111.6	21.65	114.7	22.06	
	427.5	81.30	12.89	88.10	15.38	96.00	17.93	104.3	20.22	107.4	20.73	111.6	21.24	114.7	21.52	

7. Capacity Tables

Combi. (%)	Inlet Water Temp. (°C)	Water Flow Rate (LPM)	Indoor Air Temp. (°C, DB/WB)														
			20.0 / 14.0		23.0 / 16.0		26.0 / 18.0		27.0 / 19.0		28.0 / 20.0		30.0 / 22.0		32.0 / 24.0		
			TC	PI	TC	PI	TC	PI	TC	PI	TC	PI	TC	PI	TC	PI	
110	35	480.0	81.30	12.48	88.10	15.01	96.00	17.52	104.3	19.78	107.4	20.32	111.6	20.80	114.7	20.94	
		146.0	75.30	16.14	81.70	18.79	88.90	21.86	96.70	24.60	99.50	25.18	103.4	25.80	106.2	26.29	
	40	192.0	75.30	15.81	81.70	18.47	88.90	21.50	96.70	24.20	99.50	24.76	103.4	25.38	106.2	25.87	
		365.0	75.30	14.56	81.70	17.25	88.90	20.11	96.70	22.64	99.50	23.18	103.4	23.79	106.2	24.24	
		427.5	75.30	14.15	81.70	16.88	88.90	19.70	96.70	22.20	99.50	22.77	103.4	23.36	106.2	23.63	
		480.0	75.30	13.70	81.70	16.47	88.90	19.25	96.70	21.73	99.50	22.33	103.4	22.90	106.2	22.97	
		146.0	69.30	17.56	75.20	20.49	81.70	23.84	88.90	26.78	91.60	27.43	95.20	28.12	97.90	28.64	
	45	192.0	69.30	17.21	75.20	20.14	81.70	23.44	88.90	26.34	91.60	26.98	95.20	27.67	97.90	28.18	
		365.0	69.30	15.86	75.20	18.79	81.70	21.92	88.90	24.65	91.60	25.27	95.20	25.95	97.90	26.42	
		427.5	69.30	15.41	75.20	18.38	81.70	21.48	88.90	24.17	91.60	24.82	95.20	25.47	97.90	25.74	
		480.0	69.30	14.93	75.20	17.93	81.70	21.01	88.90	23.65	91.60	24.34	95.20	24.96	97.90	25.01	
		146.0	83.00	5.45	89.90	6.34	97.90	7.28	106.4	8.30	109.6	8.41	113.8	8.70	117.0	8.87	
	100	10	192.0	83.00	5.34	89.90	6.23	97.90	7.17	106.4	8.17	109.6	8.28	113.8	8.56	117.0	8.72
			365.0	83.00	4.93	89.90	5.80	97.90	6.75	106.4	7.64	109.6	7.81	113.8	8.00	117.0	8.16
			427.5	83.00	4.75	89.90	5.68	97.90	6.59	106.4	7.48	109.6	7.64	113.8	7.84	117.0	7.90
			480.0	83.00	4.56	89.90	5.55	97.90	6.42	106.4	7.31	109.6	7.47	113.8	7.66	117.0	7.61
146.0			83.00	7.37	89.90	8.56	97.90	9.94	106.4	11.23	109.6	11.46	113.8	11.78	117.0	11.98	
15		192.0	83.00	7.22	89.90	8.42	97.90	9.78	106.4	11.05	109.6	11.28	113.8	11.58	117.0	11.78	
		365.0	83.00	6.65	89.90	7.88	97.90	9.18	106.4	10.33	109.6	10.57	113.8	10.84	117.0	11.04	
		427.5	83.00	6.45	89.90	7.70	97.90	8.97	106.4	10.13	109.6	10.36	113.8	10.64	117.0	10.74	
		480.0	83.00	6.23	89.90	7.51	97.90	8.74	106.4	9.91	109.6	10.13	113.8	10.42	117.0	10.42	
		146.0	83.00	9.07	89.90	10.52	97.90	12.30	106.4	13.82	109.6	14.18	113.8	14.52	117.0	14.75	
20		192.0	83.00	8.89	89.90	10.36	97.90	12.10	106.4	13.60	109.6	13.94	113.8	14.28	117.0	14.51	
		365.0	83.00	8.18	89.90	9.72	97.90	11.32	106.4	12.72	109.6	13.02	113.8	13.36	117.0	13.61	
		427.5	83.00	7.95	89.90	9.52	97.90	11.08	106.4	12.48	109.6	12.79	113.8	13.13	117.0	13.27	
		480.0	83.00	7.71	89.90	9.30	97.90	10.82	106.4	12.23	109.6	12.55	113.8	12.88	117.0	12.90	
		146.0	83.00	11.05	89.90	12.86	97.90	14.97	106.4	16.88	109.6	17.29	113.8	17.70	117.0	18.02	
25		192.0	83.00	10.83	89.90	12.64	97.90	14.72	106.4	16.60	109.6	17.00	113.8	17.41	117.0	17.73	
	365.0	83.00	9.99	89.90	11.83	97.90	13.77	106.4	15.52	109.6	15.89	113.8	16.29	117.0	16.61		
	427.5	83.00	9.72	89.90	11.59	97.90	13.50	106.4	15.20	109.6	15.58	113.8	15.99	117.0	16.16		
	480.0	83.00	9.57	89.90	11.47	97.90	13.36	106.4	15.05	109.6	15.43	113.8	15.84	117.0	15.93		
	146.0	83.00	13.59	89.90	15.84	97.90	18.43	106.4	20.75	109.6	21.24	113.8	21.75	117.0	22.17		
30	192.0	83.00	13.32	89.90	15.58	97.90	18.12	106.4	20.41	109.6	20.89	113.8	21.40	117.0	21.81		
	365.0	83.00	12.27	89.90	14.56	97.90	16.95	106.4	19.09	109.6	19.54	113.8	20.04	117.0	20.42		
	427.5	83.00	11.93	89.90	14.25	97.90	16.61	106.4	18.72	109.6	19.20	113.8	19.67	117.0	19.88		
	480.0	83.00	11.56	89.90	13.92	97.90	16.25	106.4	18.32	109.6	18.84	113.8	19.26	117.0	19.30		
	146.0	78.90	14.36	85.50	16.70	92.90	19.43	101.1	21.90	104.1	22.41	108.1	22.96	111.2	23.38		
35	192.0	78.90	14.07	85.50	16.43	92.90	19.12	101.1	21.54	104.1	22.04	108.1	22.59	111.2	23.00		
	365.0	78.90	12.95	85.50	15.38	92.90	17.90	101.1	20.15	104.1	20.63	108.1	21.17	111.2	21.54		
	427.5	78.90	12.61	85.50	15.04	92.90	17.52	101.1	19.77	104.1	20.25	108.1	20.77	111.2	20.97		
	480.0	78.90	12.24	85.50	14.68	92.90	17.12	101.1	19.37	104.1	19.84	108.1	20.34	111.2	20.35		
	146.0	74.70	16.14	80.90	18.75	88.10	21.83	95.80	24.57	98.60	25.16	102.6	25.77	105.3	26.22		
40	192.0	74.70	15.81	80.90	18.44	88.10	21.47	95.80	24.17	98.60	24.74	102.6	25.35	105.3	25.80		
	365.0	74.70	14.52	80.90	17.25	88.10	20.08	95.80	22.61	98.60	23.15	102.6	23.73	105.3	24.17		
	427.5	74.70	14.15	80.90	16.88	88.10	19.67	95.80	22.16	98.60	22.70	102.6	23.29	105.3	23.52		
	480.0	74.70	13.74	80.90	16.47	88.10	19.23	95.80	21.68	98.60	22.22	102.6	22.82	105.3	22.82		
	146.0	70.50	17.93	76.40	20.79	83.20	24.23	90.40	27.23	93.20	27.89	96.90	28.59	99.40	29.06		
45	192.0	70.50	17.55	76.40	20.45	83.20	23.83	90.40	26.78	93.20	27.43	96.90	28.12	99.40	28.59		
	365.0	70.50	16.09	76.40	19.13	83.20	22.27	90.40	25.06	93.20	25.67	96.90	26.29	99.40	26.79		
	427.5	70.50	15.68	76.40	18.72	83.20	21.82	90.40	24.54	93.20	25.16	96.90	25.81	99.40	26.08		
	480.0	70.50	15.23	76.40	18.28	83.20	21.34	90.40	23.98	93.20	24.61	96.90	25.29	99.40	25.31		
	146.0	74.70	4.64	80.90	5.38	88.10	6.29	95.80	7.13	98.60	7.25	102.6	7.41	105.3	7.64		
90	10	192.0	74.70	4.55	80.90	5.31	88.10	6.19	95.80	7.02	98.60	7.14	102.6	7.32	105.3	7.51	
		365.0	74.70	4.23	80.90	5.02	88.10	5.80	95.80	6.59	98.60	6.73	102.6	6.93	105.3	7.02	
		427.5	74.70	4.10	80.90	4.85	88.10	5.71	95.80	6.39	98.60	6.59	102.6	6.79	105.3	6.79	

7. Capacity Tables

Combi. (%)	Inlet Water Temp. (°C)	Water Flow Rate (LPM)	Indoor Air Temp. (°C, DB/WB)														
			20.0 / 14.0		23.0 / 16.0		26.0 / 18.0		27.0 / 19.0		28.0 / 20.0		30.0 / 22.0		32.0 / 24.0		
			TC	PI	TC	PI	TC	PI	TC	PI	TC	PI	TC	PI	TC	PI	
90	10	480.0	74.70	3.96	80.90	4.68	88.10	5.62	95.80	6.18	98.60	6.44	102.6	6.64	105.3	6.54	
	15	146.0	74.70	6.32	80.90	7.34	88.10	8.56	95.80	9.66	98.60	9.87	102.6	10.11	105.3	10.32	
		192.0	74.70	6.20	80.90	7.23	88.10	8.42	95.80	9.50	98.60	9.71	102.6	9.95	105.3	10.16	
		365.0	74.70	5.73	80.90	6.79	88.10	7.88	95.80	8.90	98.60	9.11	102.6	9.34	105.3	9.52	
		427.5	74.70	5.56	80.90	6.61	88.10	7.74	95.80	8.70	98.60	8.93	102.6	9.18	105.3	9.24	
		480.0	74.70	5.37	80.90	6.42	88.10	7.59	95.80	8.48	98.60	8.74	102.6	9.00	105.3	8.93	
	20	146.0	74.70	7.82	80.90	9.07	88.10	10.57	95.80	11.93	98.60	12.20	102.6	12.52	105.3	12.71	
		192.0	74.70	7.66	80.90	8.92	88.10	10.39	95.80	11.73	98.60	12.00	102.6	12.30	105.3	12.51	
		365.0	74.70	7.06	80.90	8.36	88.10	9.72	95.80	10.95	98.60	11.22	102.6	11.49	105.3	11.73	
		427.5	74.70	6.86	80.90	8.18	88.10	9.55	95.80	10.74	98.60	11.02	102.6	11.29	105.3	11.42	
		480.0	74.70	6.64	80.90	7.99	88.10	9.37	95.80	10.51	98.60	10.80	102.6	11.08	105.3	11.08	
	25	146.0	74.70	9.53	80.90	11.09	88.10	12.89	95.80	14.52	98.60	14.86	102.6	15.24	105.3	15.52	
		192.0	74.70	9.33	80.90	10.91	88.10	12.67	95.80	14.28	98.60	14.62	102.6	14.99	105.3	15.26	
		365.0	74.70	8.59	80.90	10.20	88.10	11.86	95.80	13.36	98.60	13.67	102.6	14.04	105.3	14.29	
		427.5	74.70	8.36	80.90	9.95	88.10	11.63	95.80	13.09	98.60	13.43	102.6	13.77	105.3	13.91	
		480.0	74.70	8.23	80.90	9.84	88.10	11.50	95.80	12.95	98.60	13.31	102.6	13.64	105.3	13.72	
	30	146.0	74.70	11.72	80.90	13.62	88.10	15.87	95.80	17.88	98.60	18.29	102.6	18.75	105.3	19.09	
		192.0	74.70	11.48	80.90	13.40	88.10	15.61	95.80	17.58	98.60	17.99	102.6	18.44	105.3	18.78	
		365.0	74.70	10.57	80.90	12.52	88.10	14.59	95.80	16.43	98.60	16.84	102.6	17.25	105.3	17.56	
		427.5	74.70	10.27	80.90	12.27	88.10	14.29	95.80	16.13	98.60	16.50	102.6	16.95	105.3	17.11	
		480.0	74.70	9.95	80.90	12.00	88.10	13.97	95.80	15.80	98.60	16.14	102.6	16.63	105.3	16.63	
	35	146.0	72.60	12.66	78.70	14.70	85.70	17.11	93.10	19.27	95.90	19.72	99.60	20.20	102.4	20.57	
		192.0	72.60	12.40	78.70	14.45	85.70	16.83	93.10	18.95	95.90	19.39	99.60	19.87	102.4	20.24	
		365.0	72.60	11.39	78.70	13.50	85.70	15.75	93.10	17.73	95.90	18.14	99.60	18.61	102.4	18.95	
		427.5	72.60	11.08	78.70	13.23	85.70	15.41	93.10	17.39	95.90	17.83	99.60	18.27	102.4	18.45	
		480.0	72.60	10.74	78.70	12.94	85.70	15.05	93.10	17.03	95.90	17.49	99.60	17.91	102.4	17.91	
	40	146.0	70.50	14.54	76.40	16.88	83.20	19.64	90.40	22.14	93.20	22.66	96.70	23.21	99.50	23.62	
		192.0	70.50	14.24	76.40	16.60	83.20	19.33	90.40	21.77	93.20	22.29	96.70	22.83	99.50	23.24	
		365.0	70.50	13.09	76.40	15.52	83.20	18.11	90.40	20.36	93.20	20.86	96.70	21.38	99.50	21.79	
		427.5	70.50	12.72	76.40	15.20	83.20	17.73	90.40	19.98	93.20	20.45	96.70	21.00	99.50	21.20	
		480.0	70.50	12.32	76.40	14.85	83.20	17.32	90.40	19.57	93.20	20.00	96.70	20.59	99.50	20.56	
	45	146.0	68.40	16.41	74.30	19.06	80.80	22.16	87.80	25.02	90.50	25.59	93.90	26.23	96.70	26.66	
		192.0	68.40	16.08	74.30	18.74	80.80	21.81	87.80	24.60	90.50	25.17	93.90	25.80	96.70	26.24	
		365.0	68.40	14.79	74.30	17.52	80.80	20.45	87.80	22.98	90.50	23.59	93.90	24.14	96.70	24.61	
		427.5	68.40	14.36	74.30	17.18	80.80	20.04	87.80	22.57	90.50	23.08	93.90	23.73	96.70	23.97	
		480.0	68.40	13.90	74.30	16.81	80.80	19.60	87.80	22.13	90.50	22.52	93.90	23.28	96.70	23.28	
	80	10	146.0	66.30	3.97	71.90	4.52	78.30	5.25	85.10	6.02	87.60	6.09	91.00	6.27	93.70	6.32
			192.0	66.30	3.88	71.90	4.46	78.30	5.18	85.10	5.91	87.60	6.00	91.00	6.16	93.70	6.23
			365.0	66.30	3.50	71.90	4.23	78.30	4.89	85.10	5.48	87.60	5.64	91.00	5.73	93.70	5.84
			427.5	66.30	3.48	71.90	4.10	78.30	4.79	85.10	5.38	87.60	5.47	91.00	5.64	93.70	5.71
			480.0	66.30	3.45	71.90	3.96	78.30	4.68	85.10	5.27	87.60	5.28	91.00	5.55	93.70	5.58
		15	146.0	66.30	5.32	71.90	6.16	78.30	7.16	85.10	8.11	87.60	8.27	91.00	8.49	93.70	8.63
192.0			66.30	5.21	71.90	6.07	78.30	7.05	85.10	7.97	87.60	8.14	91.00	8.35	93.70	8.49	
365.0			66.30	4.77	71.90	5.70	78.30	6.61	85.10	7.43	87.60	7.64	91.00	7.81	93.70	7.95	
427.5			66.30	4.68	71.90	5.56	78.30	6.48	85.10	7.30	87.60	7.47	91.00	7.68	93.70	7.74	
480.0			66.30	4.59	71.90	5.41	78.30	6.34	85.10	7.16	87.60	7.28	91.00	7.54	93.70	7.51	
20		146.0	66.30	6.54	71.90	7.63	78.30	8.87	85.10	9.98	87.60	10.22	91.00	10.46	93.70	10.68	
		192.0	66.30	6.41	71.90	7.50	78.30	8.72	85.10	9.82	87.60	10.06	91.00	10.29	93.70	10.50	
		365.0	66.30	5.90	71.90	6.99	78.30	8.15	85.10	9.18	87.60	9.41	91.00	9.65	93.70	9.82	
		427.5	66.30	5.73	71.90	6.86	78.30	7.98	85.10	9.00	87.60	9.24	91.00	9.48	93.70	9.55	
		480.0	66.30	5.56	71.90	6.72	78.30	7.81	85.10	8.81	87.60	9.05	91.00	9.30	93.70	9.25	
25		146.0	66.30	8.00	71.90	9.29	78.30	10.81	85.10	12.16	87.60	12.48	91.00	12.79	93.70	12.99	
		192.0	66.30	7.84	71.90	9.13	78.30	10.63	85.10	11.96	87.60	12.26	91.00	12.58	93.70	12.78	
		365.0	66.30	7.20	71.90	8.52	78.30	9.95	85.10	11.22	87.60	11.45	91.00	11.77	93.70	11.97	
		427.5	66.30	6.99	71.90	8.36	78.30	9.75	85.10	10.98	87.60	11.25	91.00	11.56	93.70	11.66	

7. Capacity Tables

Combi. (%)	Inlet Water Temp. (°C)	Water Flow Rate (LPM)	Indoor Air Temp. (°C, DB/WB)														
			20.0 / 14.0		23.0 / 16.0		26.0 / 18.0		27.0 / 19.0		28.0 / 20.0		30.0 / 22.0		32.0 / 24.0		
			TC	PI	TC	PI	TC	PI	TC	PI	TC	PI	TC	PI	TC	PI	
80	25	480.0	66.30	6.89	71.90	8.27	78.30	9.64	85.10	10.86	87.60	11.14	91.00	11.45	93.70	11.50	
	30	146.0	66.30	9.80	71.90	11.39	78.30	13.30	85.10	14.97	87.60	15.31	91.00	15.69	93.70	16.00	
		192.0	66.30	9.60	71.90	11.21	78.30	13.08	85.10	14.72	87.60	15.06	91.00	15.43	93.70	15.74	
		365.0	66.30	8.86	71.90	10.50	78.30	12.24	85.10	13.77	87.60	14.11	91.00	14.45	93.70	14.73	
		427.5	66.30	8.63	71.90	10.27	78.30	11.97	85.10	13.50	87.60	13.84	91.00	14.18	93.70	14.36	
		480.0	66.30	8.39	71.90	10.03	78.30	11.68	85.10	13.20	87.60	13.55	91.00	13.89	93.70	13.95	
		35	146.0	66.30	10.91	71.90	12.68	78.30	14.75	85.10	16.63	87.60	17.05	91.00	17.47	93.70	17.77
	192.0		66.30	10.69	71.90	12.47	78.30	14.51	85.10	16.36	87.60	16.77	91.00	17.18	93.70	17.48	
	365.0		66.30	9.86	71.90	11.66	78.30	13.61	85.10	15.31	87.60	15.68	91.00	16.06	93.70	16.36	
	427.5		66.30	9.58	71.90	11.42	78.30	13.33	85.10	15.00	87.60	15.38	91.00	15.79	93.70	15.92	
	480.0		66.30	9.27	71.90	11.16	78.30	13.02	85.10	14.67	87.60	15.05	91.00	15.49	93.70	15.45	
	40	146.0	66.30	12.94	71.90	15.04	78.30	17.50	85.10	19.72	87.60	20.16	91.00	20.68	93.70	21.03	
		192.0	66.30	12.68	71.90	14.79	78.30	17.21	85.10	19.39	87.60	19.83	91.00	20.34	93.70	20.68	
		365.0	66.30	11.66	71.90	13.81	78.30	16.09	85.10	18.14	87.60	18.54	91.00	19.02	93.70	19.36	
		427.5	66.30	11.32	71.90	13.54	78.30	15.75	85.10	17.77	87.60	18.20	91.00	18.68	93.70	18.86	
		480.0	66.30	10.95	71.90	13.25	78.30	15.39	85.10	17.36	87.60	17.83	91.00	18.32	93.70	18.32	
	45	146.0	66.30	14.96	71.90	17.41	78.30	20.25	85.10	22.80	87.60	23.29	91.00	23.91	93.70	24.29	
		192.0	66.30	14.65	71.90	17.10	78.30	19.90	85.10	22.42	87.60	22.90	91.00	23.51	93.70	23.89	
		365.0	66.30	13.47	71.90	15.95	78.30	18.58	85.10	20.97	87.60	21.41	91.00	21.99	93.70	22.36	
		427.5	66.30	13.06	71.90	15.65	78.30	18.17	85.10	20.52	87.60	21.04	91.00	21.58	93.70	21.79	
		480.0	66.30	12.61	71.90	15.32	78.30	17.72	85.10	20.04	87.60	20.63	91.00	21.14	93.70	21.17	
	70	10	146.0	58.10	3.23	62.90	3.77	68.60	4.36	74.50	4.91	76.70	5.11	79.60	5.23	81.90	5.25
			192.0	58.10	3.17	62.90	3.70	68.60	4.29	74.50	4.84	76.70	5.02	79.60	5.14	81.90	5.18
			365.0	58.10	2.95	62.90	3.44	68.60	4.03	74.50	4.59	76.70	4.69	79.60	4.82	81.90	4.89
			427.5	58.10	2.89	62.90	3.38	68.60	3.97	74.50	4.46	76.70	4.55	79.60	4.68	81.90	4.75
			480.0	58.10	2.83	62.90	3.31	68.60	3.90	74.50	4.33	76.70	4.40	79.60	4.53	81.90	4.60
		15	146.0	58.10	4.41	62.90	5.13	68.60	5.96	74.50	6.72	76.70	6.89	79.60	7.07	81.90	7.16
			192.0	58.10	4.32	62.90	5.04	68.60	5.87	74.50	6.61	76.70	6.78	79.60	6.96	81.90	7.05
			365.0	58.10	3.99	62.90	4.70	68.60	5.49	74.50	6.20	76.70	6.34	79.60	6.52	81.90	6.61
			427.5	58.10	3.89	62.90	4.61	68.60	5.39	74.50	6.07	76.70	6.20	79.60	6.38	81.90	6.45
480.0			58.10	3.79	62.90	4.52	68.60	5.29	74.50	5.93	76.70	6.05	79.60	6.23	81.90	6.27	
20		146.0	58.10	5.46	62.90	6.34	68.60	7.38	74.50	8.32	76.70	8.49	79.60	8.70	81.90	8.87	
		192.0	58.10	5.35	62.90	6.23	68.60	7.26	74.50	8.18	76.70	8.35	79.60	8.56	81.90	8.72	
		365.0	58.10	4.91	62.90	5.83	68.60	6.79	74.50	7.64	76.70	7.81	79.60	8.02	81.90	8.15	
		427.5	58.10	4.77	62.90	5.70	68.60	6.65	74.50	7.50	76.70	7.68	79.60	7.88	81.90	7.95	
		480.0	58.10	4.62	62.90	5.57	68.60	6.50	74.50	7.35	76.70	7.54	79.60	7.73	81.90	7.74	
25		146.0	58.10	6.64	62.90	7.73	68.60	8.97	74.50	10.12	76.70	10.36	79.60	10.59	81.90	10.81	
		192.0	58.10	6.51	62.90	7.60	68.60	8.83	74.50	9.95	76.70	10.20	79.60	10.43	81.90	10.63	
		365.0	58.10	6.00	62.90	7.09	68.60	8.29	74.50	9.31	76.70	9.55	79.60	9.79	81.90	9.95	
		427.5	58.10	5.83	62.90	6.95	68.60	8.11	74.50	9.14	76.70	9.34	79.60	9.58	81.90	9.68	
		480.0	58.10	5.75	62.90	6.89	68.60	8.03	74.50	9.05	76.70	9.23	79.60	9.48	81.90	9.54	
30		146.0	58.10	8.18	62.90	9.50	68.60	11.05	74.50	12.43	76.70	12.75	79.60	13.06	81.90	13.30	
		192.0	58.10	8.01	62.90	9.34	68.60	10.87	74.50	12.23	76.70	12.54	79.60	12.85	81.90	13.08	
		365.0	58.10	7.36	62.90	8.73	68.60	10.16	74.50	11.45	76.70	11.73	79.60	12.04	81.90	12.24	
		427.5	58.10	7.16	62.90	8.56	68.60	9.95	74.50	11.22	76.70	11.52	79.60	11.79	81.90	11.93	
		480.0	58.10	6.94	62.90	8.37	68.60	9.72	74.50	10.98	76.70	11.29	79.60	11.52	81.90	11.60	
35		146.0	58.10	9.07	62.90	10.52	68.60	12.31	74.50	13.82	76.70	14.18	79.60	14.52	81.90	14.75	
		192.0	58.10	8.89	62.90	10.36	68.60	12.10	74.50	13.60	76.70	13.94	79.60	14.28	81.90	14.51	
		365.0	58.10	8.18	62.90	9.72	68.60	11.29	74.50	12.72	76.70	13.02	79.60	13.36	81.90	13.61	
		427.5	58.10	7.95	62.90	9.48	68.60	11.08	74.50	12.48	76.70	12.79	79.60	13.13	81.90	13.27	
		480.0	58.10	7.71	62.90	9.22	68.60	10.85	74.50	12.23	76.70	12.55	79.60	12.88	81.90	12.90	
40		146.0	58.10	10.75	62.90	12.47	68.60	14.55	74.50	16.39	76.70	16.77	79.60	17.18	81.90	17.49	
		192.0	58.10	10.53	62.90	12.27	68.60	14.31	74.50	16.12	76.70	16.50	79.60	16.90	81.90	17.21	
		365.0	58.10	9.68	62.90	11.49	68.60	13.40	74.50	15.07	76.70	15.45	79.60	15.82	81.90	16.13	
		427.5	58.10	9.41	62.90	11.25	68.60	13.09	74.50	14.77	76.70	15.14	79.60	15.54	81.90	15.68	

7. Capacity Tables

Combi. (%)	Inlet Water Temp. (°C)	Water Flow Rate (LPM)	Indoor Air Temp. (°C, DB/WB)														
			20.0 / 14.0		23.0 / 16.0		26.0 / 18.0		27.0 / 19.0		28.0 / 20.0		30.0 / 22.0		32.0 / 24.0		
			TC	PI	TC	PI	TC	PI	TC	PI	TC	PI	TC	PI	TC	PI	
70	40	480.0	58.10	9.11	62.90	11.00	68.60	12.76	74.50	14.44	76.70	14.81	79.60	15.23	81.90	15.19	
		146.0	58.10	12.41	62.90	14.41	68.60	16.79	74.50	18.96	76.70	19.36	79.60	19.86	81.90	20.23	
	45	192.0	58.10	12.16	62.90	14.17	68.60	16.53	74.50	18.65	76.70	19.05	79.60	19.53	81.90	19.90	
		365.0	58.10	11.18	62.90	13.27	68.60	15.52	74.50	17.42	76.70	17.86	79.60	18.27	81.90	18.65	
		427.5	58.10	10.88	62.90	13.02	68.60	15.11	74.50	17.04	76.70	17.49	79.60	17.97	81.90	18.11	
		480.0	58.10	10.56	62.90	12.75	68.60	14.67	74.50	16.63	76.70	17.08	79.60	17.65	81.90	17.53	
60	10	146.0	49.80	2.57	53.90	3.00	58.70	3.45	63.80	3.97	65.80	4.07	68.40	4.12	70.30	4.18	
		192.0	49.80	2.52	53.90	2.95	58.70	3.41	63.80	3.90	65.80	3.99	68.40	4.06	70.30	4.13	
		365.0	49.80	2.32	53.90	2.75	58.70	3.25	63.80	3.64	65.80	3.70	68.40	3.84	70.30	3.91	
		427.5	49.80	2.23	53.90	2.72	58.70	3.18	63.80	3.57	65.80	3.64	68.40	3.73	70.30	3.80	
		480.0	49.80	2.13	53.90	2.68	58.70	3.10	63.80	3.49	65.80	3.58	68.40	3.61	70.30	3.68	
	15	146.0	49.80	3.52	53.90	4.09	58.70	4.74	63.80	5.37	65.80	5.52	68.40	5.61	70.30	5.71	
		192.0	49.80	3.45	53.90	4.02	58.70	4.67	63.80	5.28	65.80	5.43	68.40	5.52	70.30	5.62	
		365.0	49.80	3.18	53.90	3.75	58.70	4.40	63.80	4.95	65.80	5.05	68.40	5.18	70.30	5.29	
		427.5	49.80	3.07	53.90	3.68	58.70	4.30	63.80	4.84	65.80	4.95	68.40	5.08	70.30	5.15	
	20	480.0	49.80	2.95	53.90	3.60	58.70	4.20	63.80	4.72	65.80	4.84	68.40	4.97	70.30	5.00	
		146.0	49.80	4.34	53.90	5.07	58.70	5.89	63.80	6.61	65.80	6.79	68.40	6.93	70.30	7.07	
		192.0	49.80	4.25	53.90	4.98	58.70	5.80	63.80	6.50	65.80	6.68	68.40	6.82	70.30	6.96	
		365.0	49.80	3.93	53.90	4.64	58.70	5.43	63.80	6.11	65.80	6.24	68.40	6.38	70.30	6.52	
	25	427.5	49.80	3.82	53.90	4.54	58.70	5.29	63.80	5.97	65.80	6.11	68.40	6.27	70.30	6.34	
		480.0	49.80	3.70	53.90	4.43	58.70	5.14	63.80	5.82	65.80	5.97	68.40	6.15	70.30	6.15	
		146.0	49.80	5.29	53.90	6.18	58.70	7.18	63.80	8.07	65.80	8.25	68.40	8.45	70.30	8.63	
		192.0	49.80	5.18	53.90	6.07	58.70	7.05	63.80	7.94	65.80	8.12	68.40	8.32	70.30	8.49	
	30	365.0	49.80	4.77	53.90	5.66	58.70	6.58	63.80	7.43	65.80	7.61	68.40	7.81	70.30	7.95	
		427.5	49.80	4.64	53.90	5.52	58.70	6.45	63.80	7.27	65.80	7.47	68.40	7.64	70.30	7.74	
		480.0	49.80	4.57	53.90	5.45	58.70	6.37	63.80	7.18	65.80	7.39	68.40	7.55	70.30	7.64	
		146.0	49.80	6.50	53.90	7.55	58.70	8.80	63.80	9.91	65.80	10.15	68.40	10.39	70.30	10.61	
	35	192.0	49.80	6.37	53.90	7.42	58.70	8.66	63.80	9.75	65.80	9.99	68.40	10.22	70.30	10.43	
		365.0	49.80	5.86	53.90	6.95	58.70	8.11	63.80	9.14	65.80	9.34	68.40	9.58	70.30	9.75	
		427.5	49.80	5.70	53.90	6.82	58.70	7.95	63.80	8.97	65.80	9.18	68.40	9.41	70.30	9.52	
		480.0	49.80	5.53	53.90	6.68	58.70	7.78	63.80	8.78	65.80	9.00	68.40	9.23	70.30	9.28	
	40	146.0	49.80	7.23	53.90	8.43	58.70	9.81	63.80	11.02	65.80	11.29	68.40	11.57	70.30	11.78	
		192.0	49.80	7.08	53.90	8.28	58.70	9.65	63.80	10.84	65.80	11.11	68.40	11.37	70.30	11.58	
		365.0	49.80	6.52	53.90	7.74	58.70	9.00	63.80	10.16	65.80	10.40	68.40	10.64	70.30	10.84	
		427.5	49.80	6.34	53.90	7.57	58.70	8.83	63.80	9.95	65.80	10.20	68.40	10.47	70.30	10.57	
	45	480.0	49.80	6.15	53.90	7.40	58.70	8.64	63.80	9.72	65.80	9.98	68.40	10.28	70.30	10.27	
		146.0	49.80	8.55	53.90	9.94	58.70	11.61	63.80	13.07	65.80	13.37	68.40	13.68	70.30	13.96	
		192.0	49.80	8.38	53.90	9.78	58.70	11.41	63.80	12.85	65.80	13.15	68.40	13.46	70.30	13.74	
		365.0	49.80	7.74	53.90	9.18	58.70	10.67	63.80	12.00	65.80	12.31	68.40	12.61	70.30	12.86	
	50	427.5	49.80	7.50	53.90	8.97	58.70	10.47	63.80	11.77	65.80	12.07	68.40	12.38	70.30	12.52	
		480.0	49.80	7.25	53.90	8.74	58.70	10.26	63.80	11.53	65.80	11.82	68.40	12.14	70.30	12.15	
		146.0	49.80	9.86	53.90	11.45	58.70	13.41	63.80	15.12	65.80	15.45	68.40	15.79	70.30	16.14	
		192.0	49.80	9.68	53.90	11.27	58.70	13.19	63.80	14.86	65.80	15.20	68.40	15.54	70.30	15.88	
	50	10	365.0	49.80	8.97	53.90	10.61	58.70	12.34	63.80	13.84	65.80	14.22	68.40	14.59	70.30	14.86
			427.5	49.80	8.66	53.90	10.36	58.70	12.11	63.80	13.57	65.80	13.95	68.40	14.29	70.30	14.45
			480.0	49.80	8.33	53.90	10.09	58.70	11.87	63.80	13.27	65.80	13.65	68.40	13.97	70.30	14.00
			146.0	41.50	1.91	44.90	2.23	49.00	2.68	53.20	2.93	54.80	2.98	57.00	3.11	58.50	3.13
			192.0	41.50	1.87	44.90	2.19	49.00	2.63	53.20	2.89	54.80	2.95	57.00	3.05	58.50	3.08
		15	365.0	41.50	1.70	44.90	2.07	49.00	2.43	53.20	2.72	54.80	2.82	57.00	2.82	58.50	2.89
			427.5	41.50	1.68	44.90	2.07	49.00	2.36	53.20	2.66	54.80	2.68	57.00	2.79	58.50	2.78
			480.0	41.50	1.66	44.90	2.07	49.00	2.28	53.20	2.59	54.80	2.53	57.00	2.75	58.50	2.66
	146.0	41.50	2.61	44.90	3.05	49.00	3.57	53.20	3.98	54.80	4.09	57.00	4.20	58.50	4.27		
	192.0	41.50	2.56	44.90	3.00	49.00	3.51	53.20	3.92	54.80	4.03	57.00	4.13	58.50	4.20		
	365.0	41.50	2.36	44.90	2.80	49.00	3.27	53.20	3.68	54.80	3.79	57.00	3.86	58.50	3.93		
	427.5	41.50	2.29	44.90	2.77	49.00	3.20	53.20	3.61	54.80	3.68	57.00	3.79	58.50	3.82		

7. Capacity Tables

Combi. (%)	Inlet Water Temp. (°C)	Water Flow Rate (LPM)	Indoor Air Temp. (°C, DB/WB)													
			20.0 / 14.0		23.0 / 16.0		26.0 / 18.0		27.0 / 19.0		28.0 / 20.0		30.0 / 22.0		32.0 / 24.0	
			TC	PI	TC	PI	TC	PI	TC	PI	TC	PI	TC	PI	TC	PI
50	15	480.0	41.50	2.21	44.90	2.73	49.00	3.12	53.20	3.53	54.80	3.56	57.00	3.71	58.50	3.70
	20	146.0	41.50	3.23	44.90	3.79	49.00	4.36	53.20	4.91	54.80	5.07	57.00	5.16	58.50	5.27
		192.0	41.50	3.17	44.90	3.72	49.00	4.29	53.20	4.84	54.80	4.98	57.00	5.08	58.50	5.18
		365.0	41.50	2.93	44.90	3.45	49.00	4.02	53.20	4.54	54.80	4.64	57.00	4.77	58.50	4.84
		427.5	41.50	2.83	44.90	3.38	49.00	3.95	53.20	4.47	54.80	4.57	57.00	4.68	58.50	4.74
		480.0	41.50	2.72	44.90	3.30	49.00	3.87	53.20	4.39	54.80	4.49	57.00	4.59	58.50	4.63
	25	146.0	41.50	3.93	44.90	4.57	49.00	5.34	53.20	6.04	54.80	6.18	57.00	6.31	58.50	6.40
		192.0	41.50	3.86	44.90	4.50	49.00	5.25	53.20	5.93	54.80	6.07	57.00	6.20	58.50	6.31
		365.0	41.50	3.55	44.90	4.23	49.00	4.91	53.20	5.52	54.80	5.66	57.00	5.80	58.50	5.93
		427.5	41.50	3.45	44.90	4.13	49.00	4.81	53.20	5.43	54.80	5.56	57.00	5.70	58.50	5.77
		480.0	41.50	3.39	44.90	4.07	49.00	4.75	53.20	5.37	54.80	5.50	57.00	5.64	58.50	5.68
	30	146.0	41.50	4.88	44.90	5.65	49.00	6.59	53.20	7.41	54.80	7.59	57.00	7.75	58.50	7.90
		192.0	41.50	4.77	44.90	5.56	49.00	6.48	53.20	7.29	54.80	7.46	57.00	7.63	58.50	7.77
		365.0	41.50	4.36	44.90	5.18	49.00	6.04	53.20	6.82	54.80	6.95	57.00	7.16	58.50	7.27
		427.5	41.50	4.27	44.90	5.08	49.00	5.93	53.20	6.68	54.80	6.86	57.00	7.02	58.50	7.09
		480.0	41.50	4.18	44.90	4.97	49.00	5.81	53.20	6.53	54.80	6.76	57.00	6.87	58.50	6.90
	35	146.0	41.50	5.39	44.90	6.27	49.00	7.32	53.20	8.21	54.80	8.43	57.00	8.63	58.50	8.77
		192.0	41.50	5.28	44.90	6.16	49.00	7.19	53.20	8.08	54.80	8.28	57.00	8.49	58.50	8.63
		365.0	41.50	4.88	44.90	5.77	49.00	6.72	53.20	7.57	54.80	7.74	57.00	7.95	58.50	8.08
		427.5	41.50	4.74	44.90	5.66	49.00	6.58	53.20	7.43	54.80	7.61	57.00	7.81	58.50	7.88
		480.0	41.50	4.59	44.90	5.54	49.00	6.43	53.20	7.28	54.80	7.47	57.00	7.66	58.50	7.67
	40	146.0	41.50	6.40	44.90	7.41	49.00	8.66	53.20	9.73	54.80	9.98	57.00	10.22	58.50	10.39
		192.0	41.50	6.27	44.90	7.29	49.00	8.51	53.20	9.57	54.80	9.82	57.00	10.06	58.50	10.22
		365.0	41.50	5.77	44.90	6.82	49.00	7.95	53.20	8.97	54.80	9.18	57.00	9.41	58.50	9.58
		427.5	41.50	5.59	44.90	6.68	49.00	7.81	53.20	8.80	54.80	9.00	57.00	9.24	58.50	9.31
		480.0	41.50	5.40	44.90	6.53	49.00	7.66	53.20	8.63	54.80	8.81	57.00	9.05	58.50	9.01
	45	146.0	41.50	7.41	44.90	8.56	49.00	10.02	53.20	11.26	54.80	11.54	57.00	11.82	58.50	12.02
		192.0	41.50	7.25	44.90	8.42	49.00	9.84	53.20	11.08	54.80	11.34	57.00	11.62	58.50	11.82
		365.0	41.50	6.65	44.90	7.88	49.00	9.18	53.20	10.36	54.80	10.61	57.00	10.88	58.50	11.08
		427.5	41.50	6.45	44.90	7.70	49.00	9.04	53.20	10.16	54.80	10.40	57.00	10.67	58.50	10.74
		480.0	41.50	6.23	44.90	7.51	49.00	8.89	53.20	9.95	54.80	10.17	57.00	10.44	58.50	10.37

Note

- TC: Total Capacity(kW), PI : Power Input(kW)
- Capacity tables show the average value of conditions which may occur.
- The minimum flow rate of the product is based on 50% of the rated flow rate or the value indicated in the specification table, whichever is greater. However, when the 'Variable Water Flow Valve Control KIT' is applied, the minimum flow rate is allowed to 40% (gray colored area) of the rated flow rate.
- If the flow rate is less than minimum flow rate and the indoor unit combination ratio exceeds 130%, ask to LG Electronics even if the 'Variable Water Flow Valve Control KIT' is applied.

7. Capacity Tables

CRWM400LAS5

Combi. (%)	Inlet Water Temp. (°C)	Water Flow Rate (LPM)	Indoor Air Temp. (°C, DB/WB)														
			20.0 / 14.0		23.0 / 16.0		26.0 / 18.0		27.0 / 19.0		28.0 / 20.0		30.0 / 22.0		32.0 / 24.0		
			TC	PI	TC	PI	TC	PI	TC	PI	TC	PI	TC	PI	TC	PI	
130	10	153.6	104.2	7.18	112.8	8.42	122.8	9.80	133.4	10.98	137.4	11.24	142.8	11.60	146.8	11.76	
		192.0	104.2	7.08	112.8	8.30	122.8	9.66	133.4	10.84	137.4	11.10	142.8	11.44	146.8	11.62	
		384.0	104.2	6.54	112.8	7.66	122.8	8.96	133.4	10.10	137.4	10.40	142.8	10.62	146.8	10.88	
		422.4	104.2	6.34	112.8	7.56	122.8	8.82	133.4	9.88	137.4	10.18	142.8	10.44	146.8	10.58	
		480.0	104.2	6.04	112.8	7.40	122.8	8.62	133.4	9.56	137.4	9.84	142.8	10.18	146.8	10.12	
	15	153.6	102.4	9.46	111.0	11.02	120.8	12.84	131.2	14.44	135.2	14.78	140.4	15.16	144.4	15.42	
		192.0	102.4	9.32	111.0	10.88	120.8	12.66	131.2	14.24	135.2	14.58	140.4	14.96	144.4	15.24	
		384.0	102.4	8.56	111.0	10.12	120.8	11.80	131.2	13.28	135.2	13.62	140.4	13.98	144.4	14.28	
		422.4	102.4	8.32	111.0	9.92	120.8	11.56	131.2	13.02	135.2	13.36	140.4	13.70	144.4	13.94	
		480.0	102.4	7.96	111.0	9.62	120.8	11.20	131.2	12.64	135.2	12.98	140.4	13.28	144.4	13.44	
	20	153.6	101.0	11.50	109.4	13.34	119.0	15.56	129.4	17.50	133.2	17.92	138.4	18.34	142.4	18.68	
		192.0	101.0	11.30	109.4	13.16	119.0	15.36	129.4	17.28	133.2	17.68	138.4	18.12	142.4	18.46	
		384.0	101.0	10.34	109.4	12.30	119.0	14.32	129.4	16.12	133.2	16.50	138.4	16.96	142.4	17.30	
		422.4	101.0	10.08	109.4	12.02	119.0	14.02	129.4	15.80	133.2	16.18	138.4	16.60	142.4	16.92	
		480.0	101.0	9.70	109.4	11.60	119.0	13.56	129.4	15.32	133.2	15.70	138.4	16.06	142.4	16.36	
	25	153.6	101.0	14.18	109.4	16.44	119.0	19.16	129.4	21.62	133.2	22.12	138.4	22.64	142.4	23.02	
		192.0	101.0	13.94	109.4	16.22	119.0	18.90	129.4	21.32	133.2	21.82	138.4	22.36	142.4	22.74	
		384.0	101.0	12.78	109.4	15.16	119.0	17.64	129.4	19.86	133.2	20.34	138.4	20.92	142.4	21.30	
		422.4	101.0	12.40	109.4	14.82	119.0	17.30	129.4	19.48	133.2	19.96	138.4	20.50	142.4	20.84	
		480.0	101.0	12.22	109.4	14.64	119.0	17.12	129.4	19.28	133.2	19.78	138.4	20.30	142.4	20.62	
	30	153.6	101.0	17.04	109.4	19.76	119.0	23.00	129.4	25.92	133.2	26.54	138.4	27.18	142.4	27.64	
		192.0	101.0	16.76	109.4	19.50	119.0	22.70	129.4	25.58	133.2	26.20	138.4	26.84	142.4	27.30	
		384.0	101.0	15.30	109.4	18.18	119.0	21.18	129.4	23.82	133.2	24.44	138.4	25.08	142.4	25.58	
		422.4	101.0	14.88	109.4	17.80	119.0	20.74	129.4	23.36	133.2	23.98	138.4	24.58	142.4	25.00	
		480.0	101.0	14.26	109.4	17.24	119.0	20.08	129.4	22.68	133.2	23.30	138.4	23.84	142.4	24.14	
	35	153.6	90.80	17.18	98.40	19.98	107.0	23.28	116.4	26.18	120.0	26.86	124.6	27.50	128.2	27.94	
		192.0	90.80	16.90	98.40	19.72	107.0	22.98	116.4	25.84	120.0	26.50	124.6	27.14	128.2	27.60	
		384.0	90.80	15.50	98.40	18.36	107.0	21.42	116.4	24.12	120.0	24.70	124.6	25.36	128.2	25.88	
		422.4	90.80	15.08	98.40	17.98	107.0	20.96	116.4	23.64	120.0	24.24	124.6	24.86	128.2	25.28	
		480.0	90.80	14.46	98.40	17.42	107.0	20.28	116.4	22.92	120.0	23.54	124.6	24.12	128.2	24.38	
	40	153.6	80.80	18.16	87.40	21.06	95.20	24.56	103.4	27.62	106.6	28.28	110.8	28.96	113.8	29.50	
		192.0	80.80	17.86	87.40	20.78	95.20	24.24	103.4	27.26	106.6	27.92	110.8	28.60	113.8	29.14	
		384.0	80.80	16.34	87.40	19.40	95.20	22.60	103.4	25.42	106.6	26.08	110.8	26.76	113.8	27.30	
		422.4	80.80	15.88	87.40	18.98	95.20	22.10	103.4	24.94	106.6	25.58	110.8	26.22	113.8	26.68	
		480.0	80.80	15.20	87.40	18.36	95.20	21.36	103.4	24.22	106.6	24.84	110.8	25.40	113.8	25.74	
	45	153.6	70.60	19.14	76.60	22.14	83.20	25.84	90.60	29.06	93.40	29.70	96.80	30.42	99.60	31.06	
		192.0	70.60	18.82	76.60	21.86	83.20	25.50	90.60	28.68	93.40	29.32	96.80	30.04	99.60	30.68	
		384.0	70.60	17.18	76.60	20.42	83.20	23.78	90.60	26.72	93.40	27.46	96.80	28.18	99.60	28.72	
		422.4	70.60	16.68	76.60	19.96	83.20	23.26	90.60	26.22	93.40	26.92	96.80	27.60	99.60	28.10	
		480.0	70.60	15.94	76.60	19.28	83.20	22.48	90.60	25.48	93.40	26.12	96.80	26.74	99.60	27.18	
	120	10	153.6	98.60	6.84	106.6	7.98	116.2	9.24	126.2	10.40	130.0	10.74	135.2	10.98	139.0	11.12
			192.0	98.60	6.72	106.6	7.88	116.2	9.12	126.2	10.26	130.0	10.58	135.2	10.82	139.0	10.98
			384.0	98.60	6.16	106.6	7.34	116.2	8.56	126.2	9.58	130.0	9.80	135.2	10.06	139.0	10.28
			422.4	98.60	5.96	106.6	7.10	116.2	8.36	126.2	9.36	130.0	9.66	135.2	9.88	139.0	10.06
			480.0	98.60	5.66	106.6	6.74	116.2	8.06	126.2	9.02	130.0	9.44	135.2	9.62	139.0	9.74
15		153.6	97.40	9.08	105.4	10.56	115.0	12.26	124.8	13.82	128.6	14.16	133.6	14.52	137.4	14.72	
		192.0	97.40	8.94	105.4	10.42	115.0	12.10	124.8	13.64	128.6	13.98	133.6	14.32	137.4	14.54	
		384.0	97.40	8.18	105.4	9.70	115.0	11.30	124.8	12.72	128.6	13.02	133.6	13.36	137.4	13.62	
		422.4	97.40	7.94	105.4	9.46	115.0	11.08	124.8	12.44	128.6	12.78	133.6	13.10	137.4	13.32	
		480.0	97.40	7.58	105.4	9.10	115.0	10.74	124.8	12.02	128.6	12.42	133.6	12.72	137.4	12.88	
20		153.6	96.40	11.06	104.4	12.84	113.8	14.94	123.6	16.84	127.2	17.22	132.2	17.64	136.0	17.94	
		192.0	96.40	10.88	104.4	12.66	113.8	14.74	123.6	16.62	127.2	17.00	132.2	17.42	136.0	17.72	
		384.0	96.40	9.96	104.4	11.80	113.8	13.74	123.6	15.50	127.2	15.88	132.2	16.30	136.0	16.60	
		422.4	96.40	9.70	104.4	11.56	113.8	13.48	123.6	15.20	127.2	15.58	132.2	15.96	136.0	16.22	

7. Capacity Tables

Combi. (%)	Inlet Water Temp. (°C)	Water Flow Rate (LPM)	Indoor Air Temp. (°C, DB/WB)													
			20.0 / 14.0		23.0 / 16.0		26.0 / 18.0		27.0 / 19.0		28.0 / 20.0		30.0 / 22.0		32.0 / 24.0	
			TC	PI	TC	PI	TC	PI	TC	PI	TC	PI	TC	PI	TC	PI
120	20	480.0	96.40	9.30	104.4	11.20	113.8	13.10	123.6	14.74	127.2	15.14	132.2	15.46	136.0	15.64
	25	153.6	96.40	13.60	104.4	15.80	113.8	18.40	123.6	20.68	127.2	21.18	132.2	21.72	136.0	22.10
		192.0	96.40	13.38	104.4	15.58	113.8	18.16	123.6	20.42	127.2	20.90	132.2	21.44	136.0	21.82
		384.0	96.40	12.26	104.4	14.50	113.8	16.92	123.6	19.06	127.2	19.50	132.2	20.00	136.0	20.42
		422.4	96.40	11.92	104.4	14.20	113.8	16.56	123.6	18.66	127.2	19.12	132.2	19.62	136.0	19.92
		480.0	96.40	11.74	104.4	14.04	113.8	16.40	123.6	18.48	127.2	18.94	132.2	19.44	136.0	19.68
	30	153.6	96.40	16.40	104.4	19.10	113.8	22.24	123.6	25.04	127.2	25.60	132.2	26.26	136.0	26.72
		192.0	96.40	16.14	104.4	18.84	113.8	21.94	123.6	24.70	127.2	25.26	132.2	25.92	136.0	26.38
		384.0	96.40	14.82	104.4	17.56	113.8	20.42	123.6	23.02	127.2	23.60	132.2	24.20	136.0	24.66
		422.4	96.40	14.40	104.4	17.18	113.8	20.00	123.6	22.56	127.2	23.14	132.2	23.74	136.0	24.10
		480.0	96.40	13.78	104.4	16.62	113.8	19.36	123.6	21.86	127.2	22.46	132.2	23.04	136.0	23.26
	35	153.6	88.20	16.84	95.60	19.56	104.0	22.78	113.0	25.66	116.4	26.28	121.0	26.88	124.4	27.38
		192.0	88.20	16.56	95.60	19.30	104.0	22.48	113.0	25.32	116.4	25.92	121.0	26.54	124.4	27.02
		384.0	88.20	15.16	95.60	17.98	104.0	20.96	113.0	23.60	116.4	24.16	121.0	24.82	124.4	25.28
		422.4	88.20	14.74	95.60	17.60	104.0	20.54	113.0	23.14	116.4	23.70	121.0	24.32	124.4	24.70
		480.0	88.20	14.12	95.60	17.04	104.0	19.90	113.0	22.46	116.4	23.02	121.0	23.58	124.4	23.82
	40	153.6	80.00	18.10	86.60	21.04	94.40	24.52	102.6	27.58	105.6	28.24	109.8	28.94	112.8	29.46
		192.0	80.00	17.80	86.60	20.76	94.40	24.20	102.6	27.22	105.6	27.86	109.8	28.56	112.8	29.08
		384.0	80.00	16.34	86.60	19.36	94.40	22.56	102.6	25.38	105.6	26.00	109.8	26.68	112.8	27.22
		422.4	80.00	15.88	86.60	18.94	94.40	22.10	102.6	24.90	105.6	25.54	109.8	26.20	112.8	26.58
480.0		80.00	15.20	86.60	18.32	94.40	21.42	102.6	24.18	105.6	24.86	109.8	25.48	112.8	25.62	
45	153.6	71.80	19.38	77.80	22.50	84.60	26.28	92.20	29.52	95.00	30.22	98.60	31.00	101.2	31.56	
	192.0	71.80	19.08	77.80	22.20	84.60	25.92	92.20	29.14	95.00	29.82	98.60	30.60	101.2	31.16	
	384.0	71.80	17.52	77.80	20.74	84.60	24.16	92.20	27.18	95.00	27.84	98.60	28.56	101.2	29.16	
	422.4	71.80	17.02	77.80	20.28	84.60	23.68	92.20	26.64	95.00	27.38	98.60	28.06	101.2	28.44	
	480.0	71.80	16.28	77.80	19.60	84.60	22.96	92.20	25.84	95.00	26.70	98.60	27.32	101.2	27.36	
110	10	153.6	93.00	6.46	100.8	7.48	109.6	8.76	119.0	9.84	122.6	10.04	127.6	10.36	130.8	10.50
		192.0	93.00	6.36	100.8	7.38	109.6	8.64	119.0	9.70	122.6	9.92	127.6	10.22	130.8	10.36
		384.0	93.00	5.82	100.8	6.88	109.6	8.02	119.0	9.04	122.6	9.32	127.6	9.54	130.8	9.68
		422.4	93.00	5.66	100.8	6.72	109.6	7.84	119.0	8.90	122.6	9.04	127.6	9.34	130.8	9.46
		480.0	93.00	5.42	100.8	6.48	109.6	7.58	119.0	8.70	122.6	8.62	127.6	9.04	130.8	9.14
	15	153.6	92.40	8.64	100.0	10.06	109.0	11.72	118.4	13.20	122.0	13.50	126.8	13.86	130.2	14.08
		192.0	92.40	8.50	100.0	9.92	109.0	11.56	118.4	13.02	122.0	13.32	126.8	13.68	130.2	13.90
		384.0	92.40	7.78	100.0	9.24	109.0	10.76	118.4	12.14	122.0	12.44	126.8	12.76	130.2	12.98
		422.4	92.40	7.60	100.0	9.04	109.0	10.54	118.4	11.92	122.0	12.18	126.8	12.52	130.2	12.68
		480.0	92.40	7.32	100.0	8.74	109.0	10.20	118.4	11.58	122.0	11.80	126.8	12.16	130.2	12.22
	20	153.6	92.00	10.60	99.60	12.34	108.4	14.36	117.8	16.18	121.4	16.58	126.0	16.96	129.6	17.26
		192.0	92.00	10.42	99.60	12.18	108.4	14.16	117.8	15.96	121.4	16.36	126.0	16.74	129.6	17.04
		384.0	92.00	9.54	99.60	11.34	108.4	13.20	117.8	14.88	121.4	15.24	126.0	15.62	129.6	15.92
		422.4	92.00	9.32	99.60	11.10	108.4	12.94	117.8	14.58	121.4	14.96	126.0	15.34	129.6	15.54
		480.0	92.00	9.00	99.60	10.74	108.4	12.56	117.8	14.14	121.4	14.54	126.0	14.92	129.6	14.96
	25	153.6	92.00	12.96	99.60	15.10	108.4	17.58	117.8	19.78	121.4	20.24	126.0	20.76	129.6	21.14
		192.0	92.00	12.76	99.60	14.90	108.4	17.34	117.8	19.52	121.4	19.98	126.0	20.48	129.6	20.86
		384.0	92.00	11.72	99.60	13.90	108.4	16.18	117.8	18.22	121.4	18.66	126.0	19.12	129.6	19.50
		422.4	92.00	11.38	99.60	13.60	108.4	15.84	117.8	17.86	121.4	18.28	126.0	18.78	129.6	19.02
		480.0	92.00	11.20	99.60	13.44	108.4	15.68	117.8	17.70	121.4	18.10	126.0	18.62	129.6	18.76
30	153.6	92.00	15.80	99.60	18.40	108.4	21.42	117.8	24.14	121.4	24.72	126.0	25.28	129.6	25.76	
	192.0	92.00	15.54	99.60	18.16	108.4	21.14	117.8	23.82	121.4	24.40	126.0	24.96	129.6	25.42	
	384.0	92.00	14.28	99.60	16.92	108.4	19.70	117.8	22.18	121.4	22.76	126.0	23.32	129.6	23.74	
	422.4	92.00	13.90	99.60	16.56	108.4	19.32	117.8	21.76	121.4	22.30	126.0	22.86	129.6	23.18	
	480.0	92.00	13.34	99.60	16.02	108.4	18.76	117.8	21.14	121.4	21.62	126.0	22.18	129.6	22.34	
35	153.6	85.60	16.48	92.80	19.14	101.0	22.28	109.8	25.10	113.0	25.68	117.4	26.30	120.8	26.80	
	192.0	85.60	16.22	92.80	18.88	101.0	21.98	109.8	24.76	113.0	25.34	117.4	25.96	120.8	26.46	
	384.0	85.60	14.86	92.80	17.60	101.0	20.50	109.8	23.10	113.0	23.64	117.4	24.24	120.8	24.70	
	422.4	85.60	14.44	92.80	17.22	101.0	20.08	109.8	22.64	113.0	23.22	117.4	23.78	120.8	24.10	

7. Capacity Tables

Combi. (%)	Inlet Water Temp. (°C)	Water Flow Rate (LPM)	Indoor Air Temp. (°C, DB/WB)														
			20.0 / 14.0		23.0 / 16.0		26.0 / 18.0		27.0 / 19.0		28.0 / 20.0		30.0 / 22.0		32.0 / 24.0		
			TC	PI	TC	PI	TC	PI	TC	PI	TC	PI	TC	PI	TC	PI	
110	35	480.0	85.60	13.80	92.80	16.64	101.0	19.44	109.8	21.96	113.0	22.58	117.4	23.10	120.8	23.20	
		153.6	79.20	18.08	86.00	21.04	93.60	24.48	101.8	27.56	104.8	28.20	108.8	28.90	111.8	29.44	
	40	192.0	79.20	17.78	86.00	20.76	93.60	24.16	101.8	27.20	104.8	27.82	108.8	28.52	111.8	29.06	
		384.0	79.20	16.30	86.00	19.32	93.60	22.52	101.8	25.36	104.8	25.96	108.8	26.64	111.8	27.14	
		422.4	79.20	15.84	86.00	18.90	93.60	22.06	101.8	24.86	104.8	25.50	108.8	26.16	111.8	26.46	
		480.0	79.20	15.14	86.00	18.26	93.60	21.36	101.8	24.12	104.8	24.82	108.8	25.44	111.8	25.44	
		153.6	73.00	19.66	79.20	22.94	86.00	26.70	93.60	30.00	96.40	30.72	100.2	31.50	103.0	32.08	
	45	192.0	73.00	19.34	79.20	22.62	86.00	26.34	93.60	29.60	96.40	30.32	100.2	31.10	103.0	31.66	
		384.0	73.00	17.76	79.20	21.04	86.00	24.54	93.60	27.60	96.40	28.30	100.2	29.06	103.0	29.58	
		422.4	73.00	17.26	79.20	20.58	86.00	24.06	93.60	27.06	96.40	27.80	100.2	28.52	103.0	28.82	
		480.0	73.00	16.52	79.20	19.88	86.00	23.34	93.60	26.24	96.40	27.06	100.2	27.72	103.0	27.68	
		153.6	87.40	6.10	94.60	7.10	103.0	8.16	112.0	9.30	115.4	9.42	119.8	9.74	123.2	9.94	
	100	10	192.0	87.40	6.00	94.60	7.00	103.0	8.06	112.0	9.18	115.4	9.30	119.8	9.62	123.2	9.80
			384.0	87.40	5.52	94.60	6.50	103.0	7.56	112.0	8.56	115.4	8.74	119.8	8.96	123.2	9.14
			422.4	87.40	5.32	94.60	6.36	103.0	7.38	112.0	8.38	115.4	8.56	119.8	8.78	123.2	8.84
480.0			87.40	5.02	94.60	6.16	103.0	7.12	112.0	8.12	115.4	8.30	119.8	8.50	123.2	8.38	
153.6			87.40	8.26	94.60	9.58	103.0	11.14	112.0	12.58	115.4	12.84	119.8	13.20	123.2	13.42	
15		192.0	87.40	8.12	94.60	9.46	103.0	11.00	112.0	12.42	115.4	12.68	119.8	13.02	123.2	13.24	
		384.0	87.40	7.44	94.60	8.82	103.0	10.28	112.0	11.56	115.4	11.84	119.8	12.14	123.2	12.36	
		422.4	87.40	7.22	94.60	8.62	103.0	10.04	112.0	11.34	115.4	11.60	119.8	11.92	123.2	12.02	
		480.0	87.40	6.88	94.60	8.32	103.0	9.68	112.0	11.00	115.4	11.24	119.8	11.58	123.2	11.52	
		153.6	87.40	10.16	94.60	11.78	103.0	13.78	112.0	15.48	115.4	15.88	119.8	16.26	123.2	16.52	
20		192.0	87.40	10.00	94.60	11.64	103.0	13.60	112.0	15.28	115.4	15.66	119.8	16.04	123.2	16.30	
		384.0	87.40	9.16	94.60	10.88	103.0	12.68	112.0	14.24	115.4	14.58	119.8	14.96	123.2	15.24	
		422.4	87.40	8.90	94.60	10.66	103.0	12.40	112.0	13.98	115.4	14.32	119.8	14.70	123.2	14.86	
		480.0	87.40	8.52	94.60	10.32	103.0	11.98	112.0	13.60	115.4	13.94	119.8	14.30	123.2	14.28	
		153.6	87.40	12.38	94.60	14.40	103.0	16.76	112.0	18.90	115.4	19.36	119.8	19.82	123.2	20.18	
25		192.0	87.40	12.18	94.60	14.20	103.0	16.54	112.0	18.64	115.4	19.10	119.8	19.56	123.2	19.92	
		384.0	87.40	11.18	94.60	13.24	103.0	15.42	112.0	17.38	115.4	17.80	119.8	18.24	123.2	18.60	
		422.4	87.40	10.88	94.60	12.98	103.0	15.12	112.0	17.02	115.4	17.44	119.8	17.90	123.2	18.10	
		480.0	87.40	10.72	94.60	12.84	103.0	14.96	112.0	16.86	115.4	17.28	119.8	17.74	123.2	17.84	
		153.6	87.40	15.22	94.60	17.74	103.0	20.64	112.0	23.24	115.4	23.78	119.8	24.36	123.2	24.82	
30		192.0	87.40	14.98	94.60	17.50	103.0	20.36	112.0	22.94	115.4	23.46	119.8	24.04	123.2	24.50	
		384.0	87.40	13.74	94.60	16.30	103.0	18.98	112.0	21.38	115.4	21.88	119.8	22.44	123.2	22.86	
		422.4	87.40	13.36	94.60	15.96	103.0	18.60	112.0	20.96	115.4	21.50	119.8	22.02	123.2	22.26	
		480.0	87.40	12.78	94.60	15.46	103.0	18.04	112.0	20.34	115.4	20.94	119.8	21.38	123.2	21.36	
		153.6	83.00	16.08	90.00	18.70	97.80	21.76	106.4	24.52	109.6	25.10	113.8	25.72	117.0	26.18	
35		192.0	83.00	15.82	90.00	18.46	97.80	21.48	106.4	24.20	109.6	24.76	113.8	25.38	117.0	25.84	
		384.0	83.00	14.50	90.00	17.22	97.80	20.04	106.4	22.56	109.6	23.10	113.8	23.70	117.0	24.12	
		422.4	83.00	14.12	90.00	16.84	97.80	19.62	106.4	22.14	109.6	22.68	113.8	23.26	117.0	23.48	
		480.0	83.00	13.54	90.00	16.28	97.80	19.00	106.4	21.52	109.6	22.04	113.8	22.60	117.0	22.52	
		153.6	78.60	18.08	85.20	21.00	92.80	24.44	100.8	27.52	103.8	28.18	108.0	28.86	110.8	29.36	
40		192.0	78.60	17.78	85.20	20.72	92.80	24.12	100.8	27.16	103.8	27.80	108.0	28.48	110.8	28.98	
		384.0	78.60	16.26	85.20	19.32	92.80	22.48	100.8	25.32	103.8	25.92	108.0	26.58	110.8	27.06	
		422.4	78.60	15.84	85.20	18.90	92.80	22.02	100.8	24.82	103.8	25.42	108.0	26.08	110.8	26.34	
		480.0	78.60	15.20	85.20	18.26	92.80	21.34	100.8	24.08	103.8	24.68	108.0	25.34	110.8	25.26	
		153.6	74.20	20.08	80.40	23.28	87.60	27.14	95.20	30.50	98.20	31.24	102.0	32.02	104.6	32.54	
45		192.0	74.20	19.74	80.40	22.98	87.60	26.78	95.20	30.10	98.20	30.82	102.0	31.60	104.6	32.12	
		384.0	74.20	18.02	80.40	21.42	87.60	24.94	95.20	28.06	98.20	28.74	102.0	29.44	104.6	30.00	
		422.4	74.20	17.56	80.40	20.96	87.60	24.44	95.20	27.48	98.20	28.18	102.0	28.90	104.6	29.20	
		480.0	74.20	16.86	80.40	20.28	87.60	23.70	95.20	26.62	98.20	27.34	102.0	28.08	104.6	28.00	
		153.6	78.60	5.20	85.20	6.02	92.80	7.04	100.8	7.98	103.8	8.12	108.0	8.30	110.8	8.56	
90		10	192.0	78.60	5.12	85.20	5.96	92.80	6.96	100.8	7.88	103.8	8.02	108.0	8.22	110.8	8.44
			384.0	78.60	4.74	85.20	5.62	92.80	6.50	100.8	7.38	103.8	7.54	108.0	7.76	110.8	7.86
			422.4	78.60	4.60	85.20	5.44	92.80	6.40	100.8	7.16	103.8	7.38	108.0	7.60	110.8	7.60

7. Capacity Tables

Combi. (%)	Inlet Water Temp. (°C)	Water Flow Rate (LPM)	Indoor Air Temp. (°C, DB/WB)														
			20.0 / 14.0		23.0 / 16.0		26.0 / 18.0		27.0 / 19.0		28.0 / 20.0		30.0 / 22.0		32.0 / 24.0		
			TC	PI	TC	PI	TC	PI	TC	PI	TC	PI	TC	PI	TC	PI	
90	10	480.0	78.60	4.38	85.20	5.18	92.80	6.26	100.8	6.84	103.8	7.14	108.0	7.36	110.8	7.20	
	15	153.6	78.60	7.08	85.20	8.22	92.80	9.58	100.8	10.82	103.8	11.06	108.0	11.32	110.8	11.56	
		192.0	78.60	6.98	85.20	8.12	92.80	9.46	100.8	10.68	103.8	10.92	108.0	11.18	110.8	11.42	
		384.0	78.60	6.42	85.20	7.60	92.80	8.82	100.8	9.96	103.8	10.20	108.0	10.46	110.8	10.66	
		422.4	78.60	6.22	85.20	7.40	92.80	8.66	100.8	9.74	103.8	10.00	108.0	10.28	110.8	10.34	
		480.0	78.60	5.92	85.20	7.10	92.80	8.42	100.8	9.40	103.8	9.70	108.0	10.00	110.8	9.86	
	20	153.6	78.60	8.76	85.20	10.16	92.80	11.84	100.8	13.36	103.8	13.66	108.0	14.02	110.8	14.24	
		192.0	78.60	8.62	85.20	10.02	92.80	11.68	100.8	13.18	103.8	13.48	108.0	13.82	110.8	14.06	
		384.0	78.60	7.90	85.20	9.36	92.80	10.88	100.8	12.26	103.8	12.56	108.0	12.86	110.8	13.14	
		422.4	78.60	7.68	85.20	9.16	92.80	10.70	100.8	12.02	103.8	12.34	108.0	12.64	110.8	12.78	
		480.0	78.60	7.34	85.20	8.86	92.80	10.42	100.8	11.66	103.8	12.00	108.0	12.32	110.8	12.24	
	25	153.6	78.60	10.68	85.20	12.42	92.80	14.44	100.8	16.26	103.8	16.64	108.0	17.06	110.8	17.38	
		192.0	78.60	10.50	85.20	12.26	92.80	14.24	100.8	16.04	103.8	16.42	108.0	16.84	110.8	17.14	
		384.0	78.60	9.62	85.20	11.42	92.80	13.28	100.8	14.96	103.8	15.30	108.0	15.72	110.8	16.00	
		422.4	78.60	9.36	85.20	11.14	92.80	13.02	100.8	14.66	103.8	15.04	108.0	15.42	110.8	15.58	
		480.0	78.60	9.22	85.20	11.02	92.80	12.88	100.8	14.50	103.8	14.90	108.0	15.28	110.8	15.36	
	30	153.6	78.60	13.12	85.20	15.26	92.80	17.78	100.8	20.02	103.8	20.48	108.0	21.00	110.8	21.38	
		192.0	78.60	12.90	85.20	15.06	92.80	17.54	100.8	19.76	103.8	20.22	108.0	20.72	110.8	21.10	
		384.0	78.60	11.84	85.20	14.02	92.80	16.34	100.8	18.40	103.8	18.86	108.0	19.32	110.8	19.66	
		422.4	78.60	11.50	85.20	13.74	92.80	16.00	100.8	18.06	103.8	18.48	108.0	18.98	110.8	19.16	
		480.0	78.60	11.00	85.20	13.32	92.80	15.50	100.8	17.54	103.8	17.92	108.0	18.48	110.8	18.42	
	35	153.6	76.40	14.18	82.80	16.46	90.20	19.16	98.00	21.58	101.0	22.08	104.8	22.62	107.8	23.04	
		192.0	76.40	13.94	82.80	16.24	90.20	18.90	98.00	21.30	101.0	21.78	104.8	22.32	107.8	22.74	
		384.0	76.40	12.76	82.80	15.12	90.20	17.64	98.00	19.86	101.0	20.32	104.8	20.84	107.8	21.22	
		422.4	76.40	12.40	82.80	14.82	90.20	17.26	98.00	19.48	101.0	19.96	104.8	20.46	107.8	20.66	
		480.0	76.40	11.86	82.80	14.38	90.20	16.70	98.00	18.92	101.0	19.42	104.8	19.90	107.8	19.82	
	40	153.6	74.20	16.28	80.40	18.90	87.60	22.00	95.20	24.80	98.20	25.38	101.8	26.00	104.8	26.46	
		192.0	74.20	16.02	80.40	18.64	87.60	21.72	95.20	24.46	98.20	25.04	101.8	25.66	104.8	26.12	
		384.0	74.20	14.66	80.40	17.38	87.60	20.28	95.20	22.80	98.20	23.36	101.8	23.94	104.8	24.40	
		422.4	74.20	14.24	80.40	17.02	87.60	19.86	95.20	22.38	98.20	22.90	101.8	23.52	104.8	23.74	
		480.0	74.20	13.62	80.40	16.48	87.60	19.22	95.20	21.74	98.20	22.20	101.8	22.88	104.8	22.74	
	45	153.6	72.00	18.38	78.20	21.34	85.00	24.82	92.40	28.02	95.20	28.66	98.80	29.38	101.8	29.86	
		192.0	72.00	18.08	78.20	21.06	85.00	24.50	92.40	27.64	95.20	28.28	98.80	29.00	101.8	29.48	
		384.0	72.00	16.56	78.20	19.62	85.00	22.90	92.40	25.74	95.20	26.42	98.80	27.04	101.8	27.56	
		422.4	72.00	16.08	78.20	19.24	85.00	22.44	92.40	25.28	95.20	25.84	98.80	26.58	101.8	26.84	
		480.0	72.00	15.36	78.20	18.66	85.00	21.76	92.40	24.60	95.20	24.96	98.80	25.88	101.8	25.76	
	80	10	153.6	69.80	4.44	75.60	5.06	82.40	5.88	89.60	6.74	92.20	6.82	95.80	7.02	98.60	7.08
			192.0	69.80	4.36	75.60	5.00	82.40	5.82	89.60	6.64	92.20	6.74	95.80	6.92	98.60	7.00
			384.0	69.80	3.92	75.60	4.74	82.40	5.48	89.60	6.14	92.20	6.32	95.80	6.42	98.60	6.54
			422.4	69.80	3.90	75.60	4.60	82.40	5.36	89.60	6.02	92.20	6.12	95.80	6.32	98.60	6.40
			480.0	69.80	3.86	75.60	4.38	82.40	5.18	89.60	5.84	92.20	5.82	95.80	6.18	98.60	6.20
		15	153.6	69.80	5.96	75.60	6.90	82.40	8.02	89.60	9.08	92.20	9.26	95.80	9.50	98.60	9.66
			192.0	69.80	5.86	75.60	6.82	82.40	7.92	89.60	8.96	92.20	9.14	95.80	9.38	98.60	9.54
			384.0	69.80	5.34	75.60	6.38	82.40	7.40	89.60	8.32	92.20	8.56	95.80	8.74	98.60	8.90
			422.4	69.80	5.24	75.60	6.22	82.40	7.26	89.60	8.18	92.20	8.36	95.80	8.60	98.60	8.66
480.0			69.80	5.10	75.60	5.98	82.40	7.04	89.60	7.96	92.20	8.06	95.80	8.38	98.60	8.30	
20		153.6	69.80	7.32	75.60	8.54	82.40	9.94	89.60	11.18	92.20	11.44	95.80	11.72	98.60	11.96	
		192.0	69.80	7.20	75.60	8.42	82.40	9.80	89.60	11.04	92.20	11.30	95.80	11.56	98.60	11.80	
		384.0	69.80	6.60	75.60	7.82	82.40	9.12	89.60	10.28	92.20	10.54	95.80	10.80	98.60	11.00	
		422.4	69.80	6.42	75.60	7.68	82.40	8.94	89.60	10.08	92.20	10.34	95.80	10.62	98.60	10.70	
		480.0	69.80	6.16	75.60	7.46	82.40	8.68	89.60	9.78	92.20	10.04	95.80	10.34	98.60	10.24	
25		153.6	69.80	8.96	75.60	10.40	82.40	12.10	89.60	13.62	92.20	13.98	95.80	14.32	98.60	14.54	
		192.0	69.80	8.82	75.60	10.26	82.40	11.94	89.60	13.44	92.20	13.78	95.80	14.14	98.60	14.36	
		384.0	69.80	8.06	75.60	9.54	82.40	11.14	89.60	12.56	92.20	12.82	95.80	13.18	98.60	13.40	
		422.4	69.80	7.82	75.60	9.36	82.40	10.92	89.60	12.30	92.20	12.60	95.80	12.94	98.60	13.06	

7. Capacity Tables

Combi. (%)	Inlet Water Temp. (°C)	Water Flow Rate (LPM)	Indoor Air Temp. (°C, DB/WB)													
			20.0 / 14.0		23.0 / 16.0		26.0 / 18.0		27.0 / 19.0		28.0 / 20.0		30.0 / 22.0		32.0 / 24.0	
			TC	PI	TC	PI	TC	PI	TC	PI	TC	PI	TC	PI	TC	PI
80	25	480.0	69.80	7.72	75.60	9.26	82.40	10.80	89.60	12.16	92.20	12.48	95.80	12.82	98.60	12.88
	30	153.6	69.80	10.98	75.60	12.76	82.40	14.90	89.60	16.76	92.20	17.14	95.80	17.58	98.60	17.92
		192.0	69.80	10.80	75.60	12.60	82.40	14.70	89.60	16.54	92.20	16.92	95.80	17.34	98.60	17.68
		384.0	69.80	9.92	75.60	11.76	82.40	13.70	89.60	15.42	92.20	15.80	95.80	16.18	98.60	16.50
		422.4	69.80	9.66	75.60	11.50	82.40	13.40	89.60	15.12	92.20	15.50	95.80	15.88	98.60	16.08
		480.0	69.80	9.28	75.60	11.12	82.40	12.96	89.60	14.66	92.20	15.06	95.80	15.44	98.60	15.44
	35	153.6	69.80	12.22	75.60	14.20	82.40	16.52	89.60	18.62	92.20	19.10	95.80	19.56	98.60	19.90
		192.0	69.80	12.02	75.60	14.02	82.40	16.30	89.60	18.38	92.20	18.84	95.80	19.30	98.60	19.64
		384.0	69.80	11.04	75.60	13.06	82.40	15.24	89.60	17.14	92.20	17.56	95.80	17.98	98.60	18.32
		422.4	69.80	10.72	75.60	12.78	82.40	14.92	89.60	16.80	92.20	17.22	95.80	17.68	98.60	17.82
		480.0	69.80	10.24	75.60	12.36	82.40	14.44	89.60	16.30	92.20	16.70	95.80	17.22	98.60	17.08
	40	153.6	69.80	14.50	75.60	16.84	82.40	19.60	89.60	22.08	92.20	22.58	95.80	23.16	98.60	23.56
		192.0	69.80	14.26	75.60	16.62	82.40	19.34	89.60	21.78	92.20	22.28	95.80	22.86	98.60	23.24
		384.0	69.80	13.06	75.60	15.46	82.40	18.02	89.60	20.32	92.20	20.76	95.80	21.30	98.60	21.68
		422.4	69.80	12.68	75.60	15.16	82.40	17.64	89.60	19.90	92.20	20.38	95.80	20.92	98.60	21.12
		480.0	69.80	12.10	75.60	14.72	82.40	17.08	89.60	19.26	92.20	19.80	95.80	20.36	98.60	20.28
	45	153.6	69.80	16.76	75.60	19.50	82.40	22.68	89.60	25.54	92.20	26.08	95.80	26.78	98.60	27.20
		192.0	69.80	16.48	75.60	19.22	82.40	22.36	89.60	25.20	92.20	25.72	95.80	26.42	98.60	26.84
		384.0	69.80	15.08	75.60	17.86	82.40	20.80	89.60	23.48	92.20	23.98	95.80	24.62	98.60	25.04
		422.4	69.80	14.62	75.60	17.52	82.40	20.34	89.60	22.98	92.20	23.56	95.80	24.16	98.60	24.40
480.0		69.80	13.92	75.60	17.00	82.40	19.64	89.60	22.24	92.20	22.92	95.80	23.48	98.60	23.44	
70	10	153.6	61.20	3.62	66.20	4.22	72.20	4.88	78.40	5.50	80.80	5.72	83.80	5.86	86.20	5.88
		192.0	61.20	3.56	66.20	4.16	72.20	4.82	78.40	5.44	80.80	5.64	83.80	5.78	86.20	5.82
		384.0	61.20	3.30	66.20	3.86	72.20	4.52	78.40	5.14	80.80	5.26	83.80	5.40	86.20	5.48
		422.4	61.20	3.24	66.20	3.78	72.20	4.44	78.40	5.00	80.80	5.10	83.80	5.24	86.20	5.32
		480.0	61.20	3.16	66.20	3.66	72.20	4.32	78.40	4.80	80.80	4.86	83.80	5.00	86.20	5.08
	15	153.6	61.20	4.94	66.20	5.74	72.20	6.68	78.40	7.52	80.80	7.72	83.80	7.92	86.20	8.02
		192.0	61.20	4.86	66.20	5.66	72.20	6.60	78.40	7.42	80.80	7.62	83.80	7.82	86.20	7.92
		384.0	61.20	4.46	66.20	5.26	72.20	6.14	78.40	6.94	80.80	7.10	83.80	7.30	86.20	7.40
		422.4	61.20	4.36	66.20	5.16	72.20	6.04	78.40	6.80	80.80	6.94	83.80	7.14	86.20	7.22
		480.0	61.20	4.22	66.20	5.02	72.20	5.90	78.40	6.58	80.80	6.70	83.80	6.90	86.20	6.94
	20	153.6	61.20	6.12	66.20	7.10	72.20	8.26	78.40	9.32	80.80	9.50	83.80	9.74	86.20	9.94
		192.0	61.20	6.02	66.20	7.00	72.20	8.16	78.40	9.20	80.80	9.38	83.80	9.62	86.20	9.80
		384.0	61.20	5.50	66.20	6.52	72.20	7.60	78.40	8.56	80.80	8.74	83.80	8.98	86.20	9.12
		422.4	61.20	5.34	66.20	6.38	72.20	7.44	78.40	8.40	80.80	8.60	83.80	8.82	86.20	8.90
		480.0	61.20	5.10	66.20	6.18	72.20	7.20	78.40	8.16	80.80	8.38	83.80	8.58	86.20	8.58
	25	153.6	61.20	7.44	66.20	8.66	72.20	10.04	78.40	11.34	80.80	11.60	83.80	11.86	86.20	12.10
		192.0	61.20	7.32	66.20	8.54	72.20	9.92	78.40	11.18	80.80	11.46	83.80	11.72	86.20	11.94
		384.0	61.20	6.72	66.20	7.94	72.20	9.28	78.40	10.42	80.80	10.70	83.80	10.96	86.20	11.14
		422.4	61.20	6.52	66.20	7.78	72.20	9.08	78.40	10.24	80.80	10.46	83.80	10.72	86.20	10.84
		480.0	61.20	6.44	66.20	7.72	72.20	9.00	78.40	10.14	80.80	10.34	83.80	10.62	86.20	10.68
30	153.6	61.20	9.16	66.20	10.64	72.20	12.38	78.40	13.92	80.80	14.28	83.80	14.62	86.20	14.90	
	192.0	61.20	9.00	66.20	10.50	72.20	12.22	78.40	13.74	80.80	14.10	83.80	14.44	86.20	14.70	
	384.0	61.20	8.24	66.20	9.78	72.20	11.38	78.40	12.82	80.80	13.14	83.80	13.48	86.20	13.70	
	422.4	61.20	8.02	66.20	9.58	72.20	11.14	78.40	12.56	80.80	12.90	83.80	13.20	86.20	13.36	
	480.0	61.20	7.68	66.20	9.28	72.20	10.78	78.40	12.18	80.80	12.54	83.80	12.78	86.20	12.86	
35	153.6	61.20	10.16	66.20	11.78	72.20	13.78	78.40	15.48	80.80	15.88	83.80	16.26	86.20	16.52	
	192.0	61.20	10.00	66.20	11.64	72.20	13.60	78.40	15.28	80.80	15.66	83.80	16.04	86.20	16.30	
	384.0	61.20	9.16	66.20	10.88	72.20	12.64	78.40	14.24	80.80	14.58	83.80	14.96	86.20	15.24	
	422.4	61.20	8.90	66.20	10.62	72.20	12.40	78.40	13.98	80.80	14.32	83.80	14.70	86.20	14.86	
	480.0	61.20	8.52	66.20	10.22	72.20	12.04	78.40	13.60	80.80	13.94	83.80	14.30	86.20	14.28	
40	153.6	61.20	12.04	66.20	13.96	72.20	16.30	78.40	18.36	80.80	18.78	83.80	19.24	86.20	19.58	
	192.0	61.20	11.84	66.20	13.78	72.20	16.08	78.40	18.12	80.80	18.54	83.80	18.98	86.20	19.32	
	384.0	61.20	10.84	66.20	12.86	72.20	15.00	78.40	16.88	80.80	17.30	83.80	17.72	86.20	18.06	
	422.4	61.20	10.54	66.20	12.60	72.20	14.66	78.40	16.54	80.80	16.96	83.80	17.40	86.20	17.56	

7. Capacity Tables

Combi. (%)	Inlet Water Temp. (°C)	Water Flow Rate (LPM)	Indoor Air Temp. (°C, DB/WB)													
			20.0 / 14.0		23.0 / 16.0		26.0 / 18.0		27.0 / 19.0		28.0 / 20.0		30.0 / 22.0		32.0 / 24.0	
			TC	PI	TC	PI	TC	PI	TC	PI	TC	PI	TC	PI	TC	PI
70	40	480.0	61.20	10.08	66.20	12.22	72.20	14.16	78.40	16.02	80.80	16.46	83.80	16.92	86.20	16.80
	45	153.6	61.20	13.90	66.20	16.14	72.20	18.80	78.40	21.24	80.80	21.68	83.80	22.24	86.20	22.66
		192.0	61.20	13.68	66.20	15.92	72.20	18.56	78.40	20.96	80.80	21.40	83.80	21.94	86.20	22.36
		384.0	61.20	12.52	66.20	14.86	72.20	17.38	78.40	19.50	80.80	20.00	83.80	20.46	86.20	20.88
		422.4	61.20	12.18	66.20	14.58	72.20	16.92	78.40	19.08	80.80	19.58	83.80	20.12	86.20	20.28
		480.0	61.20	11.68	66.20	14.16	72.20	16.24	78.40	18.44	80.80	18.94	83.80	19.62	86.20	19.38
60	10	153.6	52.40	2.88	56.80	3.36	61.80	3.86	67.20	4.44	69.20	4.56	72.00	4.62	74.00	4.68
		192.0	52.40	2.84	56.80	3.32	61.80	3.82	67.20	4.38	69.20	4.48	72.00	4.56	74.00	4.64
		384.0	52.40	2.60	56.80	3.08	61.80	3.64	67.20	4.08	69.20	4.14	72.00	4.30	74.00	4.38
		422.4	52.40	2.50	56.80	3.04	61.80	3.56	67.20	4.00	69.20	4.08	72.00	4.18	74.00	4.26
		480.0	52.40	2.34	56.80	2.98	61.80	3.44	67.20	3.88	69.20	4.00	72.00	4.00	74.00	4.08
	15	153.6	52.40	3.94	56.80	4.58	61.80	5.30	67.20	6.02	69.20	6.18	72.00	6.28	74.00	6.40
		192.0	52.40	3.88	56.80	4.52	61.80	5.24	67.20	5.94	69.20	6.10	72.00	6.20	74.00	6.32
		384.0	52.40	3.56	56.80	4.20	61.80	4.92	67.20	5.54	69.20	5.66	72.00	5.80	74.00	5.92
		422.4	52.40	3.44	56.80	4.12	61.80	4.82	67.20	5.42	69.20	5.54	72.00	5.68	74.00	5.76
	20	480.0	52.40	3.26	56.80	4.00	61.80	4.68	67.20	5.24	69.20	5.36	72.00	5.50	74.00	5.52
		153.6	52.40	4.86	56.80	5.68	61.80	6.60	67.20	7.40	69.20	7.60	72.00	7.76	74.00	7.92
		192.0	52.40	4.78	56.80	5.60	61.80	6.52	67.20	7.30	69.20	7.50	72.00	7.66	74.00	7.82
		384.0	52.40	4.40	56.80	5.20	61.80	6.08	67.20	6.84	69.20	6.98	72.00	7.14	74.00	7.30
	25	422.4	52.40	4.28	56.80	5.08	61.80	5.92	67.20	6.68	69.20	6.84	72.00	7.02	74.00	7.10
		480.0	52.40	4.10	56.80	4.90	61.80	5.68	67.20	6.44	69.20	6.62	72.00	6.84	74.00	6.80
		153.6	52.40	5.92	56.80	6.92	61.80	8.04	67.20	9.04	69.20	9.24	72.00	9.46	74.00	9.66
		192.0	52.40	5.82	56.80	6.82	61.80	7.92	67.20	8.92	69.20	9.12	72.00	9.34	74.00	9.54
	30	384.0	52.40	5.34	56.80	6.34	61.80	7.36	67.20	8.32	69.20	8.52	72.00	8.74	74.00	8.90
		422.4	52.40	5.20	56.80	6.18	61.80	7.22	67.20	8.14	69.20	8.36	72.00	8.56	74.00	8.66
		480.0	52.40	5.12	56.80	6.10	61.80	7.14	67.20	8.04	69.20	8.28	72.00	8.46	74.00	8.56
		153.6	52.40	7.28	56.80	8.46	61.80	9.86	67.20	11.10	69.20	11.36	72.00	11.64	74.00	11.88
	35	192.0	52.40	7.16	56.80	8.34	61.80	9.74	67.20	10.96	69.20	11.22	72.00	11.48	74.00	11.72
		384.0	52.40	6.56	56.80	7.78	61.80	9.08	67.20	10.24	69.20	10.46	72.00	10.72	74.00	10.92
		422.4	52.40	6.38	56.80	7.64	61.80	8.90	67.20	10.04	69.20	10.28	72.00	10.54	74.00	10.66
		480.0	52.40	6.12	56.80	7.42	61.80	8.64	67.20	9.74	69.20	10.00	72.00	10.26	74.00	10.28
	40	153.6	52.40	8.10	56.80	9.44	61.80	10.98	67.20	12.34	69.20	12.64	72.00	12.96	74.00	13.20
		192.0	52.40	7.96	56.80	9.30	61.80	10.84	67.20	12.18	69.20	12.48	72.00	12.78	74.00	13.02
		384.0	52.40	7.30	56.80	8.66	61.80	10.08	67.20	11.38	69.20	11.64	72.00	11.92	74.00	12.14
		422.4	52.40	7.10	56.80	8.48	61.80	9.88	67.20	11.14	69.20	11.42	72.00	11.72	74.00	11.84
	45	480.0	52.40	6.80	56.80	8.22	61.80	9.58	67.20	10.78	69.20	11.08	72.00	11.42	74.00	11.38
		153.6	52.40	9.58	56.80	11.14	61.80	13.00	67.20	14.64	69.20	14.98	72.00	15.32	74.00	15.64
		192.0	52.40	9.42	56.80	11.00	61.80	12.82	67.20	14.44	69.20	14.78	72.00	15.12	74.00	15.44
		384.0	52.40	8.66	56.80	10.28	61.80	11.94	67.20	13.44	69.20	13.78	72.00	14.12	74.00	14.40
	50	422.4	52.40	8.40	56.80	10.04	61.80	11.72	67.20	13.18	69.20	13.52	72.00	13.86	74.00	14.02
		480.0	52.40	8.02	56.80	9.68	61.80	11.40	67.20	12.80	69.20	13.14	72.00	13.48	74.00	13.44
		153.6	52.40	11.04	56.80	12.82	61.80	15.02	67.20	16.94	69.20	17.30	72.00	17.68	74.00	18.08
		192.0	52.40	10.88	56.80	12.66	61.80	14.82	67.20	16.70	69.20	17.08	72.00	17.46	74.00	17.84
	55	384.0	52.40	10.04	56.80	11.88	61.80	13.82	67.20	15.50	69.20	15.92	72.00	16.34	74.00	16.64
		422.4	52.40	9.70	56.80	11.60	61.80	13.56	67.20	15.20	69.20	15.62	72.00	16.00	74.00	16.18
		480.0	52.40	9.20	56.80	11.18	61.80	13.18	67.20	14.74	69.20	15.16	72.00	15.50	74.00	15.48
		153.6	43.60	2.14	47.20	2.50	51.60	3.00	56.00	3.28	57.60	3.34	60.00	3.48	61.60	3.50
	60	192.0	43.60	2.10	47.20	2.46	51.60	2.96	56.00	3.24	57.60	3.32	60.00	3.42	61.60	3.46
		384.0	43.60	1.90	47.20	2.32	51.60	2.72	56.00	3.04	57.60	3.16	60.00	3.16	61.60	3.24
		422.4	43.60	1.88	47.20	2.32	51.60	2.64	56.00	2.98	57.60	3.00	60.00	3.12	61.60	3.12
		480.0	43.60	1.86	47.20	2.32	51.60	2.52	56.00	2.88	57.60	2.76	60.00	3.06	61.60	2.94
	70	153.6	43.60	2.92	47.20	3.42	51.60	4.00	56.00	4.46	57.60	4.58	60.00	4.70	61.60	4.78
		192.0	43.60	2.88	47.20	3.38	51.60	3.94	56.00	4.40	57.60	4.52	60.00	4.64	61.60	4.72
		384.0	43.60	2.64	47.20	3.14	51.60	3.66	56.00	4.12	57.60	4.24	60.00	4.32	61.60	4.40
422.4		43.60	2.56	47.20	3.10	51.60	3.58	56.00	4.04	57.60	4.12	60.00	4.24	61.60	4.28	

7. Capacity Tables

Combi. (%)	Inlet Water Temp. (°C)	Water Flow Rate (LPM)	Indoor Air Temp. (°C, DB/WB)													
			20.0 / 14.0		23.0 / 16.0		26.0 / 18.0		27.0 / 19.0		28.0 / 20.0		30.0 / 22.0		32.0 / 24.0	
			TC	PI	TC	PI	TC	PI	TC	PI	TC	PI	TC	PI	TC	PI
50	15	480.0	43.60	2.44	47.20	3.04	51.60	3.46	56.00	3.92	57.60	3.94	60.00	4.12	61.60	4.10
	20	153.6	43.60	3.62	47.20	4.24	51.60	4.88	56.00	5.50	57.60	5.68	60.00	5.78	61.60	5.90
		192.0	43.60	3.56	47.20	4.18	51.60	4.82	56.00	5.44	57.60	5.60	60.00	5.70	61.60	5.82
		384.0	43.60	3.28	47.20	3.86	51.60	4.50	56.00	5.08	57.60	5.20	60.00	5.34	61.60	5.42
		422.4	43.60	3.16	47.20	3.78	51.60	4.42	56.00	5.00	57.60	5.12	60.00	5.24	61.60	5.30
		480.0	43.60	2.98	47.20	3.66	51.60	4.30	56.00	4.88	57.60	5.00	60.00	5.10	61.60	5.12
	25	153.6	43.60	4.40	47.20	5.12	51.60	5.98	56.00	6.76	57.60	6.92	60.00	7.06	61.60	7.16
		192.0	43.60	4.34	47.20	5.06	51.60	5.90	56.00	6.66	57.60	6.82	60.00	6.96	61.60	7.08
		384.0	43.60	3.98	47.20	4.74	51.60	5.50	56.00	6.18	57.60	6.34	60.00	6.50	61.60	6.64
		422.4	43.60	3.86	47.20	4.62	51.60	5.38	56.00	6.08	57.60	6.22	60.00	6.38	61.60	6.46
		480.0	43.60	3.80	47.20	4.56	51.60	5.32	56.00	6.02	57.60	6.16	60.00	6.32	61.60	6.36
	30	153.6	43.60	5.46	47.20	6.32	51.60	7.38	56.00	8.30	57.60	8.50	60.00	8.68	61.60	8.84
		192.0	43.60	5.36	47.20	6.24	51.60	7.28	56.00	8.20	57.60	8.38	60.00	8.58	61.60	8.72
		384.0	43.60	4.88	47.20	5.80	51.60	6.76	56.00	7.64	57.60	7.78	60.00	8.02	61.60	8.14
		422.4	43.60	4.78	47.20	5.68	51.60	6.64	56.00	7.48	57.60	7.68	60.00	7.86	61.60	7.94
		480.0	43.60	4.64	47.20	5.50	51.60	6.46	56.00	7.24	57.60	7.52	60.00	7.62	61.60	7.64
	35	153.6	43.60	6.04	47.20	7.02	51.60	8.20	56.00	9.20	57.60	9.44	60.00	9.66	61.60	9.82
		192.0	43.60	5.94	47.20	6.92	51.60	8.08	56.00	9.08	57.60	9.30	60.00	9.54	61.60	9.70
		384.0	43.60	5.46	47.20	6.46	51.60	7.52	56.00	8.48	57.60	8.66	60.00	8.90	61.60	9.04
		422.4	43.60	5.30	47.20	6.34	51.60	7.36	56.00	8.32	57.60	8.52	60.00	8.74	61.60	8.82
		480.0	43.60	5.06	47.20	6.16	51.60	7.12	56.00	8.08	57.60	8.30	60.00	8.50	61.60	8.50
	40	153.6	43.60	7.16	47.20	8.30	51.60	9.70	56.00	10.90	57.60	11.18	60.00	11.44	61.60	11.64
		192.0	43.60	7.04	47.20	8.20	51.60	9.56	56.00	10.76	57.60	11.04	60.00	11.30	61.60	11.48
		384.0	43.60	6.46	47.20	7.64	51.60	8.90	56.00	10.04	57.60	10.28	60.00	10.54	61.60	10.72
		422.4	43.60	6.26	47.20	7.48	51.60	8.74	56.00	9.86	57.60	10.08	60.00	10.34	61.60	10.42
		480.0	43.60	5.96	47.20	7.24	51.60	8.50	56.00	9.60	57.60	9.78	60.00	10.04	61.60	9.96
	45	153.6	43.60	8.30	47.20	9.58	51.60	11.22	56.00	12.62	57.60	12.92	60.00	13.24	61.60	13.46
		192.0	43.60	8.16	47.20	9.46	51.60	11.06	56.00	12.46	57.60	12.74	60.00	13.06	61.60	13.28
		384.0	43.60	7.44	47.20	8.82	51.60	10.28	56.00	11.60	57.60	11.88	60.00	12.18	61.60	12.40
		422.4	43.60	7.22	47.20	8.62	51.60	10.12	56.00	11.38	57.60	11.64	60.00	11.94	61.60	12.02
		480.0	43.60	6.88	47.20	8.32	51.60	9.88	56.00	11.06	57.60	11.28	60.00	11.58	61.60	11.44

Note

- TC: Total Capacity(kW), PI : Power Input(kW)
- Capacity tables show the average value of conditions which may occur.
- The minimum flow rate of the product is based on 50% of the rated flow rate or the value indicated in the specification table, whichever is greater. However, when the 'Variable Water Flow Valve Control KIT' is applied, the minimum flow rate is allowed to 40% (gray colored area) of the rated flow rate.
- If the flow rate is less than minimum flow rate and the indoor unit combination ratio exceeds 130%, ask to LG Electronics even if the 'Variable Water Flow Valve Control KIT' is applied.

7. Capacity Tables

CRWM420LAS5

Combi. (%)	Inlet Water Temp. (°C)	Water Flow Rate (LPM)	Indoor Air Temp. (°C, DB/WB)													
			20.0 / 14.0		23.0 / 16.0		26.0 / 18.0		27.0 / 19.0		28.0 / 20.0		30.0 / 22.0		32.0 / 24.0	
			TC	PI	TC	PI	TC	PI	TC	PI	TC	PI	TC	PI	TC	PI
130	10	161.6	109.3	6.77	118.5	7.94	128.9	9.24	140.1	10.36	144.3	10.60	150.0	10.94	154.2	11.09
		220.5	109.3	6.63	118.5	7.78	128.9	9.06	140.1	10.18	144.3	10.42	150.0	10.72	154.2	10.90
		404.0	109.3	6.16	118.5	7.23	128.9	8.45	140.1	9.53	144.3	9.81	150.0	10.01	154.2	10.26
		476.3	109.3	5.98	118.5	7.13	128.9	8.32	140.1	9.32	144.3	9.60	150.0	9.85	154.2	9.98
		525.5	109.3	5.82	118.5	7.04	128.9	8.21	140.1	9.15	144.3	9.41	150.0	9.70	154.2	9.73
	15	161.6	107.5	8.92	116.5	10.40	126.9	12.11	137.8	13.61	141.9	13.94	147.5	14.30	151.7	14.55
		220.5	107.5	8.73	116.5	10.21	126.9	11.88	137.8	13.36	141.9	13.69	147.5	14.03	151.7	14.30
		404.0	107.5	8.07	116.5	9.54	126.9	11.12	137.8	12.53	141.9	12.85	147.5	13.18	151.7	13.46
		476.3	107.5	7.85	116.5	9.36	126.9	10.91	137.8	12.28	141.9	12.60	147.5	12.92	151.7	13.14
		525.5	107.5	7.65	116.5	9.19	126.9	10.71	137.8	12.07	141.9	12.39	147.5	12.69	151.7	12.86
	20	161.6	106.0	10.84	114.9	12.58	125.0	14.68	135.9	16.50	139.9	16.91	145.3	17.30	149.5	17.62
		220.5	106.0	10.58	114.9	12.35	125.0	14.41	135.9	16.20	139.9	16.60	145.3	17.00	149.5	17.32
		404.0	106.0	9.75	114.9	11.60	125.0	13.51	135.9	15.20	139.9	15.56	145.3	15.99	149.5	16.31
		476.3	106.0	9.50	114.9	11.34	125.0	13.22	135.9	14.90	139.9	15.26	145.3	15.65	149.5	15.95
		525.5	106.0	9.29	114.9	11.11	125.0	12.97	135.9	14.64	139.9	15.00	145.3	15.36	149.5	15.64
	25	161.6	106.0	13.37	114.9	15.51	125.0	18.07	135.9	20.39	139.9	20.85	145.3	21.35	149.5	21.71
		220.5	106.0	13.06	114.9	15.23	125.0	17.74	135.9	20.01	139.9	20.47	145.3	20.98	149.5	21.34
		404.0	106.0	12.05	114.9	14.29	125.0	16.63	135.9	18.73	139.9	19.18	145.3	19.73	149.5	20.09
		476.3	106.0	11.70	114.9	13.97	125.0	16.31	135.9	18.36	139.9	18.83	145.3	19.33	149.5	19.65
		525.5	106.0	11.52	114.9	13.81	125.0	16.14	135.9	18.18	139.9	18.65	145.3	19.13	149.5	19.44
	30	161.6	106.0	16.06	114.9	18.63	125.0	21.69	135.9	24.44	139.9	25.02	145.3	25.63	149.5	26.06
		220.5	106.0	15.69	114.9	18.28	125.0	21.29	135.9	23.99	139.9	24.57	145.3	25.18	149.5	25.61
		404.0	106.0	14.43	114.9	17.14	125.0	19.97	135.9	22.46	139.9	23.04	145.3	23.65	149.5	24.12
		476.3	106.0	14.03	114.9	16.78	125.0	19.55	135.9	22.03	139.9	22.61	145.3	23.18	149.5	23.58
		525.5	106.0	13.69	114.9	16.48	125.0	19.19	135.9	21.66	139.9	22.24	145.3	22.76	149.5	23.10
	35	161.6	95.40	16.20	103.3	18.85	112.4	21.95	122.3	24.69	126.0	25.32	130.8	25.93	134.5	26.35
		220.5	95.40	15.84	103.3	18.50	112.4	21.55	122.3	24.24	126.0	24.85	130.8	25.46	134.5	25.90
		404.0	95.40	14.62	103.3	17.31	112.4	20.20	122.3	22.75	126.0	23.29	130.8	23.91	134.5	24.40
		476.3	95.40	14.22	103.3	16.95	112.4	19.77	122.3	22.29	126.0	22.86	130.8	23.44	134.5	23.83
		525.5	95.40	13.88	103.3	16.64	112.4	19.39	122.3	21.89	126.0	22.47	130.8	23.02	134.5	23.33
40	161.6	84.70	17.12	91.80	19.86	99.90	23.16	108.6	26.05	111.9	26.67	116.3	27.31	119.6	27.81	
	220.5	84.70	16.72	91.80	19.50	99.90	22.75	108.6	25.57	111.9	26.19	116.3	26.83	119.6	27.33	
	404.0	84.70	15.40	91.80	18.29	99.90	21.32	108.6	23.98	111.9	24.59	116.3	25.24	119.6	25.74	
	476.3	84.70	14.97	91.80	17.89	99.90	20.84	108.6	23.51	111.9	24.12	116.3	24.73	119.6	25.16	
	525.5	84.70	14.60	91.80	17.55	99.90	20.42	108.6	23.10	111.9	23.70	116.3	24.27	119.6	24.63	
45	161.6	74.10	18.05	80.40	20.88	87.40	24.37	95.10	27.41	98.10	28.00	101.7	28.68	104.6	29.28	
	220.5	74.10	17.63	80.40	20.51	87.40	23.92	95.10	26.91	98.10	27.51	101.7	28.19	104.6	28.78	
	404.0	74.10	16.20	80.40	19.25	87.40	22.43	95.10	25.20	98.10	25.89	101.7	26.57	104.6	27.07	
	476.3	74.10	15.73	80.40	18.83	87.40	21.92	95.10	24.73	98.10	25.38	101.7	26.03	104.6	26.49	
	525.5	74.10	15.31	80.40	18.45	87.40	21.48	95.10	24.31	98.10	24.93	101.7	25.54	104.6	25.97	
120	10	161.6	103.5	6.45	111.9	7.52	122.0	8.71	132.6	9.81	136.5	10.12	141.9	10.36	145.9	10.48
		220.5	103.5	6.30	111.9	7.39	122.0	8.56	132.6	9.63	136.5	9.92	141.9	10.16	145.9	10.30
		404.0	103.5	5.81	111.9	6.92	122.0	8.07	132.6	9.04	136.5	9.24	141.9	9.49	145.9	9.69
		476.3	103.5	5.63	111.9	6.70	122.0	7.88	132.6	8.82	136.5	9.11	141.9	9.31	145.9	9.49
		525.5	103.5	5.46	111.9	6.50	122.0	7.72	132.6	8.63	136.5	8.99	141.9	9.17	145.9	9.31
	15	161.6	102.3	8.56	110.7	9.95	120.7	11.56	131.1	13.03	135.0	13.35	140.3	13.69	144.3	13.89
		220.5	102.3	8.37	110.7	9.77	120.7	11.35	131.1	12.79	135.0	13.11	140.3	13.44	144.3	13.65
		404.0	102.3	7.71	110.7	9.14	120.7	10.66	131.1	11.99	135.0	12.28	140.3	12.60	144.3	12.85
		476.3	102.3	7.49	110.7	8.92	120.7	10.44	131.1	11.73	135.0	12.05	140.3	12.35	144.3	12.57
		525.5	102.3	7.29	110.7	8.72	120.7	10.26	131.1	11.50	135.0	11.86	140.3	12.14	144.3	12.32
	20	161.6	101.2	10.43	109.6	12.11	119.5	14.09	129.7	15.88	133.7	16.24	138.8	16.63	142.8	16.92
		220.5	101.2	10.19	109.6	11.88	119.5	13.83	129.7	15.60	133.7	15.95	138.8	16.34	142.8	16.62
		404.0	101.2	9.39	109.6	11.12	119.5	12.96	129.7	14.62	133.7	14.97	138.8	15.37	142.8	15.65
		476.3	101.2	9.14	109.6	10.91	119.5	12.71	129.7	14.33	133.7	14.69	138.8	15.05	142.8	15.30

7. Capacity Tables

Combi. (%)	Inlet Water Temp. (°C)	Water Flow Rate (LPM)	Indoor Air Temp. (°C, DB/WB)													
			20.0 / 14.0		23.0 / 16.0		26.0 / 18.0		27.0 / 19.0		28.0 / 20.0		30.0 / 22.0		32.0 / 24.0	
			TC	PI	TC	PI	TC	PI	TC	PI	TC	PI	TC	PI	TC	PI
120	20	525.5	101.2	8.92	109.6	10.71	119.5	12.50	129.7	14.08	133.7	14.44	138.8	14.77	142.8	14.98
	161.6	101.2	12.82	109.6	14.90	119.5	17.35	129.7	19.50	133.7	19.97	138.8	20.48	142.8	20.84	
	25	220.5	101.2	12.53	109.6	14.62	119.5	17.03	129.7	19.15	133.7	19.61	138.8	20.11	142.8	20.47
		404.0	101.2	11.56	109.6	13.68	119.5	15.95	129.7	17.97	133.7	18.40	138.8	18.86	142.8	19.25
		476.3	101.2	11.24	109.6	13.39	119.5	15.62	129.7	17.60	133.7	18.03	138.8	18.50	142.8	18.79
		525.5	101.2	11.07	109.6	13.25	119.5	15.46	129.7	17.43	133.7	17.86	138.8	18.32	142.8	18.56
		161.6	101.2	15.46	109.6	18.00	119.5	20.97	129.7	23.60	133.7	24.14	138.8	24.76	142.8	25.19
	30	220.5	101.2	15.11	109.6	17.67	119.5	20.57	129.7	23.16	133.7	23.70	138.8	24.31	142.8	24.74
		404.0	101.2	13.97	109.6	16.56	119.5	19.25	129.7	21.71	133.7	22.25	138.8	22.82	142.8	23.26
		476.3	101.2	13.58	109.6	16.20	119.5	18.86	129.7	21.27	133.7	21.82	138.8	22.39	142.8	22.72
		525.5	101.2	13.24	109.6	15.89	119.5	18.51	129.7	20.88	133.7	21.44	138.8	22.00	142.8	22.25
		161.6	92.60	15.88	100.3	18.44	109.2	21.48	118.7	24.19	122.3	24.77	127.0	25.34	130.6	25.82
	35	220.5	92.60	15.51	100.3	18.09	109.2	21.09	118.7	23.74	122.3	24.31	127.0	24.89	130.6	25.36
		404.0	92.60	14.29	100.3	16.95	109.2	19.77	118.7	22.25	122.3	22.78	127.0	23.40	130.6	23.83
		476.3	92.60	13.90	100.3	16.60	109.2	19.37	118.7	21.82	122.3	22.35	127.0	22.94	130.6	23.29
		525.5	92.60	13.56	100.3	16.29	109.2	19.02	118.7	21.44	122.3	21.98	127.0	22.53	130.6	22.80
		161.6	84.00	17.07	90.90	19.84	99.10	23.12	107.7	26.01	110.9	26.63	115.3	27.29	118.5	27.78
	40	220.5	84.00	16.68	90.90	19.47	99.10	22.70	107.7	25.53	110.9	26.14	115.3	26.80	118.5	27.29
		404.0	84.00	15.40	90.90	18.25	99.10	21.27	107.7	23.94	110.9	24.51	115.3	25.16	118.5	25.67
		476.3	84.00	14.97	90.90	17.86	99.10	20.84	107.7	23.47	110.9	24.08	115.3	24.70	118.5	25.06
525.5		84.00	14.60	90.90	17.52	99.10	20.47	107.7	23.07	110.9	23.71	115.3	24.30	118.5	24.52	
161.6		75.40	18.28	81.70	21.22	88.80	24.77	96.90	27.84	99.70	28.49	103.5	29.23	106.3	29.76	
45	220.5	75.40	17.88	81.70	20.83	88.80	24.31	96.90	27.34	99.70	27.97	103.5	28.70	106.3	29.24	
	404.0	75.40	16.52	81.70	19.55	88.80	22.78	96.90	25.63	99.70	26.25	103.5	26.93	106.3	27.50	
	476.3	75.40	16.05	81.70	19.12	88.80	22.33	96.90	25.12	99.70	25.81	103.5	26.46	106.3	26.81	
	525.5	75.40	15.63	81.70	18.75	88.80	21.93	96.90	24.67	99.70	25.44	103.5	26.04	106.3	26.21	
	161.6	97.60	6.09	105.8	7.05	115.1	8.26	125.0	9.27	128.7	9.47	133.9	9.77	137.4	9.91	
110	10	220.5	97.60	5.95	105.8	6.92	115.1	8.10	125.0	9.10	128.7	9.32	133.9	9.59	137.4	9.73
		404.0	97.60	5.48	105.8	6.49	115.1	7.56	125.0	8.53	128.7	8.79	133.9	8.99	137.4	9.12
		476.3	97.60	5.34	105.8	6.34	115.1	7.39	125.0	8.39	128.7	8.52	133.9	8.81	137.4	8.92
		525.5	97.60	5.21	105.8	6.21	115.1	7.25	125.0	8.28	128.7	8.29	133.9	8.65	137.4	8.74
		161.6	97.00	8.15	105.0	9.48	114.4	11.05	124.3	12.45	128.1	12.73	133.1	13.07	136.7	13.28
	15	220.5	97.00	7.97	105.0	9.30	114.4	10.84	124.3	12.22	128.1	12.50	133.1	12.83	136.7	13.04
		404.0	97.00	7.34	105.0	8.71	114.4	10.15	124.3	11.45	128.1	11.73	133.1	12.03	136.7	12.24
		476.3	97.00	7.16	105.0	8.53	114.4	9.94	124.3	11.24	128.1	11.48	133.1	11.80	136.7	11.96
		525.5	97.00	7.01	105.0	8.36	114.4	9.75	124.3	11.05	128.1	11.27	133.1	11.61	136.7	11.70
		161.6	96.60	9.99	104.5	11.64	113.8	13.54	123.7	15.26	127.5	15.63	132.3	15.99	136.1	16.27
	20	220.5	96.60	9.76	104.5	11.42	113.8	13.28	123.7	14.98	127.5	15.35	132.3	15.70	136.1	15.99
		404.0	96.60	9.00	104.5	10.69	113.8	12.45	123.7	14.03	127.5	14.37	132.3	14.72	136.1	15.01
		476.3	96.60	8.79	104.5	10.47	113.8	12.21	123.7	13.75	127.5	14.11	132.3	14.47	136.1	14.65
		525.5	96.60	8.61	104.5	10.27	113.8	12.00	123.7	13.50	127.5	13.87	132.3	14.24	136.1	14.33
		161.6	96.60	12.22	104.5	14.23	113.8	16.57	123.7	18.66	127.5	19.09	132.3	19.57	136.1	19.93
	25	220.5	96.60	11.95	104.5	13.97	113.8	16.26	123.7	18.31	127.5	18.74	132.3	19.21	136.1	19.57
		404.0	96.60	11.05	104.5	13.10	113.8	15.26	123.7	17.18	127.5	17.60	132.3	18.03	136.1	18.40
		476.3	96.60	10.73	104.5	12.82	113.8	14.94	123.7	16.85	127.5	17.24	132.3	17.71	136.1	17.93
		525.5	96.60	10.56	104.5	12.67	113.8	14.78	123.7	16.69	127.5	17.06	132.3	17.55	136.1	17.69
		161.6	96.60	14.90	104.5	17.35	113.8	20.20	123.7	22.76	127.5	23.31	132.3	23.84	136.1	24.29
30	220.5	96.60	14.56	104.5	17.03	113.8	19.83	123.7	22.34	127.5	22.89	132.3	23.43	136.1	23.84	
	404.0	96.60	13.46	104.5	15.95	113.8	18.57	123.7	20.91	127.5	21.46	132.3	22.00	136.1	22.39	
	476.3	96.60	13.10	104.5	15.62	113.8	18.22	123.7	20.52	127.5	21.03	132.3	21.56	136.1	21.85	
	525.5	96.60	12.79	104.5	15.32	113.8	17.91	123.7	20.18	127.5	20.65	132.3	21.18	136.1	21.38	
	161.6	89.90	15.53	97.40	18.05	106.1	21.01	115.3	23.67	118.7	24.21	123.3	24.80	126.9	25.27	
35	220.5	89.90	15.18	97.40	17.72	106.1	20.62	115.3	23.22	118.7	23.76	123.3	24.35	126.9	24.82	
	404.0	89.90	14.01	97.40	16.60	106.1	19.33	115.3	21.78	118.7	22.29	123.3	22.86	126.9	23.29	
	476.3	89.90	13.61	97.40	16.24	106.1	18.93	115.3	21.35	118.7	21.89	123.3	22.43	126.9	22.72	

7. Capacity Tables

Combi. (%)	Inlet Water Temp. (°C)	Water Flow Rate (LPM)	Indoor Air Temp. (°C, DB/WB)														
			20.0 / 14.0		23.0 / 16.0		26.0 / 18.0		27.0 / 19.0		28.0 / 20.0		30.0 / 22.0		32.0 / 24.0		
			TC	PI	TC	PI	TC	PI	TC	PI	TC	PI	TC	PI	TC	PI	
110	35	525.5	89.90	13.26	97.40	15.92	106.1	18.58	115.3	20.98	118.7	21.54	123.3	22.05	126.9	22.22	
		161.6	83.30	17.05	90.30	19.84	98.20	23.08	106.8	25.99	110.1	26.60	114.3	27.25	117.5	27.76	
	40	220.5	83.30	16.66	90.30	19.47	98.20	22.66	106.8	25.51	110.1	26.11	114.3	26.76	117.5	27.26	
		404.0	83.30	15.37	90.30	18.22	98.20	21.23	106.8	23.91	110.1	24.48	114.3	25.12	117.5	25.60	
		476.3	83.30	14.94	90.30	17.82	98.20	20.80	106.8	23.44	110.1	24.05	114.3	24.67	117.5	24.95	
		525.5	83.30	14.55	90.30	17.47	98.20	20.42	106.8	23.02	110.1	23.67	114.3	24.27	117.5	24.38	
		161.6	76.60	18.54	83.10	21.64	90.30	25.18	98.30	28.29	101.3	28.97	105.2	29.70	108.2	30.25	
	45	220.5	76.60	18.13	83.10	21.23	90.30	24.70	98.30	27.77	101.3	28.44	105.2	29.17	108.2	29.70	
		404.0	76.60	16.74	83.10	19.84	90.30	23.14	98.30	26.03	101.3	26.68	105.2	27.40	108.2	27.90	
		476.3	76.60	16.27	83.10	19.41	90.30	22.69	98.30	25.51	101.3	26.22	105.2	26.90	108.2	27.18	
		525.5	76.60	15.87	83.10	19.02	90.30	22.29	98.30	25.05	101.3	25.81	105.2	26.44	108.2	26.54	
		161.6	91.80	5.76	99.30	6.70	108.2	7.69	117.6	8.76	121.2	8.88	125.8	9.19	129.3	9.37	
	100	10	220.5	91.80	5.63	99.30	6.57	108.2	7.56	117.6	8.61	121.2	8.73	125.8	9.02	129.3	9.19
			404.0	91.80	5.20	99.30	6.13	108.2	7.13	117.6	8.07	121.2	8.24	125.8	8.45	129.3	8.62
			476.3	91.80	5.02	99.30	6.00	108.2	6.96	117.6	7.90	121.2	8.07	125.8	8.27	129.3	8.33
525.5			91.80	4.86	99.30	5.88	108.2	6.82	117.6	7.76	121.2	7.93	125.8	8.12	129.3	8.08	
161.6			91.80	7.79	99.30	9.04	108.2	10.50	117.6	11.86	121.2	12.11	125.8	12.45	129.3	12.65	
15		220.5	91.80	7.61	99.30	8.87	108.2	10.32	117.6	11.64	121.2	11.89	125.8	12.22	129.3	12.42	
		404.0	91.80	7.02	99.30	8.32	108.2	9.69	117.6	10.91	121.2	11.16	125.8	11.45	129.3	11.66	
		476.3	91.80	6.81	99.30	8.13	108.2	9.47	117.6	10.69	121.2	10.94	125.8	11.24	129.3	11.34	
		525.5	91.80	6.62	99.30	7.97	108.2	9.27	117.6	10.51	121.2	10.75	125.8	11.05	129.3	11.06	
		161.6	91.80	9.59	99.30	11.11	108.2	12.99	117.6	14.59	121.2	14.97	125.8	15.33	129.3	15.58	
20		220.5	91.80	9.37	99.30	10.92	108.2	12.76	117.6	14.32	121.2	14.69	125.8	15.05	129.3	15.30	
		404.0	91.80	8.64	99.30	10.26	108.2	11.96	117.6	13.42	121.2	13.75	125.8	14.11	129.3	14.37	
		476.3	91.80	8.39	99.30	10.05	108.2	11.70	117.6	13.18	121.2	13.51	125.8	13.86	129.3	14.01	
		525.5	91.80	8.18	99.30	9.86	108.2	11.47	117.6	12.97	121.2	13.30	125.8	13.64	129.3	13.69	
		161.6	91.80	11.67	99.30	13.58	108.2	15.81	117.6	17.82	121.2	18.26	125.8	18.69	129.3	19.03	
25	220.5	91.80	11.41	99.30	13.32	108.2	15.51	117.6	17.49	121.2	17.91	125.8	18.34	129.3	18.68		
	404.0	91.80	10.54	99.30	12.48	108.2	14.54	117.6	16.38	121.2	16.78	125.8	17.20	129.3	17.54		
	476.3	91.80	10.26	99.30	12.24	108.2	14.26	117.6	16.05	121.2	16.45	125.8	16.88	129.3	17.06		
	525.5	91.80	10.11	99.30	12.11	108.2	14.10	117.6	15.89	121.2	16.30	125.8	16.73	129.3	16.82		
	161.6	91.80	14.35	99.30	16.73	108.2	19.47	117.6	21.91	121.2	22.43	125.8	22.97	129.3	23.40		
30	220.5	91.80	14.04	99.30	16.42	108.2	19.10	117.6	21.51	121.2	22.02	125.8	22.56	129.3	22.99		
	404.0	91.80	12.96	99.30	15.37	108.2	17.89	117.6	20.16	121.2	20.63	125.8	21.16	129.3	21.56		
	476.3	91.80	12.60	99.30	15.05	108.2	17.54	117.6	19.77	121.2	20.27	125.8	20.77	129.3	20.99		
	525.5	91.80	12.28	99.30	14.77	108.2	17.23	117.6	19.42	121.2	19.96	125.8	20.42	129.3	20.49		
	161.6	87.20	15.17	94.50	17.63	102.8	20.52	111.7	23.12	115.0	23.67	119.6	24.25	122.9	24.69		
35	220.5	87.20	14.82	94.50	17.32	102.8	20.15	111.7	22.70	115.0	23.22	119.6	23.80	122.9	24.24		
	404.0	87.20	13.68	94.50	16.24	102.8	18.90	111.7	21.27	115.0	21.78	119.6	22.35	122.9	22.75		
	476.3	87.20	13.32	94.50	15.88	102.8	18.50	111.7	20.88	115.0	21.39	119.6	21.92	122.9	22.14		
	525.5	87.20	13.00	94.50	15.57	102.8	18.16	111.7	20.53	115.0	21.04	119.6	21.56	122.9	21.60		
	161.6	82.50	17.05	89.40	19.80	97.40	23.05	105.9	25.94	109.0	26.57	113.4	27.22	116.4	27.68		
40	220.5	82.50	16.65	89.40	19.44	97.40	22.63	105.9	25.46	109.0	26.08	113.4	26.72	116.4	27.18		
	404.0	82.50	15.33	89.40	18.22	97.40	21.20	105.9	23.87	109.0	24.44	113.4	25.06	116.4	25.51		
	476.3	82.50	14.94	89.40	17.82	97.40	20.77	105.9	23.40	109.0	23.98	113.4	24.59	116.4	24.83		
	525.5	82.50	14.59	89.40	17.47	97.40	20.39	105.9	22.99	109.0	23.57	113.4	24.19	116.4	24.23		
	161.6	77.90	18.93	84.40	21.95	92.00	25.58	99.90	28.76	103.0	29.46	107.1	30.19	109.8	30.69		
45	220.5	77.90	18.48	84.40	21.55	92.00	25.10	99.90	28.23	103.0	28.91	107.1	29.63	109.8	30.14		
	404.0	77.90	16.99	84.40	20.20	92.00	23.51	99.90	26.46	103.0	27.10	107.1	27.75	109.8	28.29		
	476.3	77.90	16.56	84.40	19.77	92.00	23.04	99.90	25.92	103.0	26.57	107.1	27.25	109.8	27.54		
	525.5	77.90	16.17	84.40	19.39	92.00	22.64	99.90	25.43	103.0	26.10	107.1	26.79	109.8	26.87		
	161.6	82.50	4.90	89.40	5.68	97.40	6.64	105.9	7.52	109.0	7.65	113.4	7.82	116.4	8.07		
90	10	220.5	82.50	4.80	89.40	5.59	97.40	6.52	105.9	7.39	109.0	7.52	113.4	7.71	116.4	7.92	
		404.0	82.50	4.47	89.40	5.30	97.40	6.13	105.9	6.96	109.0	7.10	113.4	7.32	116.4	7.41	
		476.3	82.50	4.34	89.40	5.13	97.40	6.03	105.9	6.75	109.0	6.96	113.4	7.17	116.4	7.16	

7. Capacity Tables

Combi. (%)	Inlet Water Temp. (°C)	Water Flow Rate (LPM)	Indoor Air Temp. (°C, DB/WB)														
			20.0 / 14.0		23.0 / 16.0		26.0 / 18.0		27.0 / 19.0		28.0 / 20.0		30.0 / 22.0		32.0 / 24.0		
			TC	PI	TC	PI	TC	PI	TC	PI	TC	PI	TC	PI	TC	PI	
90	10	525.5	82.50	4.22	89.40	4.98	97.40	5.95	105.9	6.57	109.0	6.83	113.4	7.04	116.4	6.94	
		161.6	82.50	6.68	89.40	7.75	97.40	9.04	105.9	10.21	109.0	10.43	113.4	10.67	116.4	10.90	
	15	220.5	82.50	6.54	89.40	7.61	97.40	8.87	105.9	10.02	109.0	10.25	113.4	10.49	116.4	10.71	
		404.0	82.50	6.06	89.40	7.16	97.40	8.32	105.9	9.39	109.0	9.62	113.4	9.86	116.4	10.05	
		476.3	82.50	5.87	89.40	6.98	97.40	8.17	105.9	9.18	109.0	9.43	113.4	9.69	116.4	9.75	
		525.5	82.50	5.70	89.40	6.81	97.40	8.04	105.9	8.99	109.0	9.27	113.4	9.54	116.4	9.49	
		161.6	82.50	8.26	89.40	9.59	97.40	11.16	105.9	12.60	109.0	12.88	113.4	13.22	116.4	13.42	
	20	220.5	82.50	8.08	89.40	9.41	97.40	10.95	105.9	12.36	109.0	12.64	113.4	12.96	116.4	13.19	
		404.0	82.50	7.45	89.40	8.82	97.40	10.26	105.9	11.56	109.0	11.84	113.4	12.13	116.4	12.39	
		476.3	82.50	7.24	89.40	8.64	97.40	10.09	105.9	11.34	109.0	11.63	113.4	11.92	116.4	12.05	
		525.5	82.50	7.05	89.40	8.48	97.40	9.93	105.9	11.14	109.0	11.45	113.4	11.74	116.4	11.76	
		161.6	82.50	10.07	89.40	11.71	97.40	13.61	105.9	15.33	109.0	15.69	113.4	16.09	116.4	16.39	
	25	220.5	82.50	9.84	89.40	11.49	97.40	13.36	105.9	15.05	109.0	15.41	113.4	15.80	116.4	16.08	
		404.0	82.50	9.07	89.40	10.77	97.40	12.53	105.9	14.11	109.0	14.43	113.4	14.83	116.4	15.08	
		476.3	82.50	8.82	89.40	10.50	97.40	12.28	105.9	13.83	109.0	14.19	113.4	14.54	116.4	14.69	
		525.5	82.50	8.69	89.40	10.38	97.40	12.15	105.9	13.68	109.0	14.06	113.4	14.40	116.4	14.49	
		161.6	82.50	12.38	89.40	14.39	97.40	16.76	105.9	18.88	109.0	19.31	113.4	19.80	116.4	20.16	
	30	220.5	82.50	12.10	89.40	14.12	97.40	16.45	105.9	18.53	109.0	18.96	113.4	19.44	116.4	19.79	
		404.0	82.50	11.16	89.40	13.22	97.40	15.40	105.9	17.35	109.0	17.79	113.4	18.22	116.4	18.54	
		476.3	82.50	10.84	89.40	12.96	97.40	15.08	105.9	17.03	109.0	17.43	113.4	17.89	116.4	18.07	
		525.5	82.50	10.56	89.40	12.73	97.40	14.81	105.9	16.74	109.0	17.12	113.4	17.62	116.4	17.67	
		161.6	80.30	13.38	87.00	15.52	94.70	18.07	102.9	20.35	106.0	20.82	110.1	21.33	113.2	21.72	
	35	220.5	80.30	13.07	87.00	15.23	94.70	17.74	102.9	19.98	106.0	20.44	110.1	20.94	113.2	21.33	
		404.0	80.30	12.03	87.00	14.26	94.70	16.63	102.9	18.73	106.0	19.16	110.1	19.65	113.2	20.02	
		476.3	80.30	11.70	87.00	13.97	94.70	16.27	102.9	18.36	106.0	18.83	110.1	19.29	113.2	19.48	
		525.5	80.30	11.40	87.00	13.73	94.70	15.96	102.9	18.05	106.0	18.53	110.1	18.98	113.2	19.01	
		161.6	78.00	15.36	84.50	17.82	92.00	20.74	99.90	23.39	103.0	23.93	106.9	24.51	110.1	24.95	
	40	220.5	78.00	15.01	84.50	17.49	92.00	20.37	99.90	22.94	103.0	23.48	106.9	24.06	110.1	24.50	
		404.0	78.00	13.83	84.50	16.38	92.00	19.12	99.90	21.49	103.0	22.03	106.9	22.57	110.1	23.01	
		476.3	78.00	13.42	84.50	16.05	92.00	18.73	99.90	21.10	103.0	21.59	106.9	22.18	110.1	22.39	
		525.5	78.00	13.08	84.50	15.75	92.00	18.38	99.90	20.75	103.0	21.21	106.9	21.82	110.1	21.83	
		161.6	75.60	17.33	82.00	20.12	89.30	23.40	97.00	26.42	100.1	27.03	103.8	27.71	106.8	28.16	
	45	220.5	75.60	16.94	82.00	19.75	89.30	22.99	97.00	25.92	100.1	26.54	103.8	27.21	106.8	27.66	
		404.0	75.60	15.62	82.00	18.50	89.30	21.59	97.00	24.27	100.1	24.92	103.8	25.49	106.8	25.99	
		476.3	75.60	15.16	82.00	18.15	89.30	21.16	97.00	23.83	100.1	24.37	103.8	25.06	106.8	25.31	
		525.5	75.60	14.77	82.00	17.83	89.30	20.79	97.00	23.46	100.1	23.88	103.8	24.67	106.8	24.70	
		161.6	73.30	4.19	79.40	4.77	86.60	5.54	94.10	6.35	96.90	6.43	100.7	6.62	103.5	6.68	
	80	10	220.5	73.30	4.08	79.40	4.69	86.60	5.46	94.10	6.22	96.90	6.32	100.7	6.49	103.5	6.56
			404.0	73.30	3.70	79.40	4.47	86.60	5.16	94.10	5.78	96.90	5.96	100.7	6.06	103.5	6.16
			476.3	73.30	3.68	79.40	4.34	86.60	5.06	94.10	5.68	96.90	5.77	100.7	5.96	103.5	6.03
			525.5	73.30	3.66	79.40	4.22	86.60	4.96	94.10	5.58	96.90	5.61	100.7	5.88	103.5	5.92
			161.6	73.30	5.63	79.40	6.51	86.60	7.57	94.10	8.56	96.90	8.74	100.7	8.97	103.5	9.11
		15	220.5	73.30	5.49	79.40	6.39	86.60	7.44	94.10	8.40	96.90	8.59	100.7	8.80	103.5	8.94
			404.0	73.30	5.04	79.40	6.01	86.60	6.98	94.10	7.85	96.90	8.07	100.7	8.24	103.5	8.39
			476.3	73.30	4.94	79.40	5.87	86.60	6.84	94.10	7.71	96.90	7.88	100.7	8.11	103.5	8.17
525.5			73.30	4.86	79.40	5.73	86.60	6.72	94.10	7.59	96.90	7.72	100.7	7.98	103.5	7.97	
161.6			73.30	6.90	79.40	8.06	86.60	9.37	94.10	10.54	96.90	10.79	100.7	11.05	103.5	11.28	
20		220.5	73.30	6.74	79.40	7.91	86.60	9.19	94.10	10.35	96.90	10.60	100.7	10.85	103.5	11.06	
		404.0	73.30	6.22	79.40	7.38	86.60	8.60	94.10	9.69	96.90	9.94	100.7	10.18	103.5	10.37	
		476.3	73.30	6.06	79.40	7.24	86.60	8.43	94.10	9.50	96.90	9.75	100.7	10.01	103.5	10.09	
		525.5	73.30	5.91	79.40	7.11	86.60	8.28	94.10	9.34	96.90	9.59	100.7	9.86	103.5	9.83	
		161.6	73.30	8.45	79.40	9.81	86.60	11.41	94.10	12.84	96.90	13.18	100.7	13.51	103.5	13.71	
25		220.5	73.30	8.26	79.40	9.63	86.60	11.19	94.10	12.61	96.90	12.92	100.7	13.26	103.5	13.47	
		404.0	73.30	7.59	79.40	9.00	86.60	10.50	94.10	11.84	96.90	12.09	100.7	12.42	103.5	12.64	
		476.3	73.30	7.38	79.40	8.82	86.60	10.30	94.10	11.60	96.90	11.89	100.7	12.21	103.5	12.31	

7. Capacity Tables

Combi. (%)	Inlet Water Temp. (°C)	Water Flow Rate (LPM)	Indoor Air Temp. (°C, DB/WB)														
			20.0 / 14.0		23.0 / 16.0		26.0 / 18.0		27.0 / 19.0		28.0 / 20.0		30.0 / 22.0		32.0 / 24.0		
			TC	PI	TC	PI	TC	PI	TC	PI	TC	PI	TC	PI	TC	PI	
80	25	525.5	73.30	7.27	79.40	8.73	86.60	10.18	94.10	11.47	96.90	11.77	100.7	12.09	103.5	12.15	
	30	161.6	73.30	10.35	79.40	12.03	86.60	14.06	94.10	15.81	96.90	16.17	100.7	16.57	103.5	16.91	
		220.5	73.30	10.12	79.40	11.81	86.60	13.79	94.10	15.51	96.90	15.88	100.7	16.26	103.5	16.60	
		404.0	73.30	9.36	79.40	11.09	86.60	12.92	94.10	14.54	96.90	14.90	100.7	15.26	103.5	15.56	
		476.3	73.30	9.11	79.40	10.84	86.60	12.64	94.10	14.26	96.90	14.62	100.7	14.97	103.5	15.16	
		525.5	73.30	8.90	79.40	10.63	86.60	12.39	94.10	14.00	96.90	14.37	100.7	14.73	103.5	14.81	
	35	161.6	73.30	11.53	79.40	13.39	86.60	15.58	94.10	17.56	96.90	18.00	100.7	18.44	103.5	18.77	
		220.5	73.30	11.27	79.40	13.15	86.60	15.30	94.10	17.25	96.90	17.67	100.7	18.09	103.5	18.42	
		404.0	73.30	10.41	79.40	12.31	86.60	14.37	94.10	16.17	96.90	16.56	100.7	16.95	103.5	17.28	
		476.3	73.30	10.11	79.40	12.05	86.60	14.07	94.10	15.84	96.90	16.24	100.7	16.67	103.5	16.81	
		525.5	73.30	9.85	79.40	11.82	86.60	13.81	94.10	15.57	96.90	15.95	100.7	16.41	103.5	16.40	
	40	161.6	73.30	13.67	79.40	15.88	86.60	18.48	94.10	20.82	96.90	21.29	100.7	21.84	103.5	22.21	
		220.5	73.30	13.36	79.40	15.58	86.60	18.13	94.10	20.44	96.90	20.90	100.7	21.44	103.5	21.80	
		404.0	73.30	12.31	79.40	14.58	86.60	16.99	94.10	19.16	96.90	19.58	100.7	20.09	103.5	20.45	
		476.3	73.30	11.96	79.40	14.29	86.60	16.63	94.10	18.76	96.90	19.22	100.7	19.73	103.5	19.91	
		525.5	73.30	11.64	79.40	14.05	86.60	16.32	94.10	18.41	96.90	18.90	100.7	19.42	103.5	19.44	
	45	161.6	73.30	15.80	79.40	18.38	86.60	21.39	94.10	24.08	96.90	24.59	100.7	25.25	103.5	25.64	
		220.5	73.30	15.43	79.40	18.02	86.60	20.98	94.10	23.63	96.90	24.13	100.7	24.78	103.5	25.18	
		404.0	73.30	14.22	79.40	16.85	86.60	19.61	94.10	22.14	96.90	22.61	100.7	23.21	103.5	23.62	
		476.3	73.30	13.78	79.40	16.52	86.60	19.18	94.10	21.67	96.90	22.21	100.7	22.78	103.5	23.01	
		525.5	73.30	13.40	79.40	16.24	86.60	18.80	94.10	21.27	96.90	21.86	100.7	22.41	103.5	22.47	
	70	10	161.6	64.20	3.46	69.50	3.98	75.80	4.60	82.30	5.19	84.70	5.39	88.00	5.53	90.50	5.54
			220.5	64.20	3.41	69.50	3.91	75.80	4.52	82.30	5.11	84.70	5.29	88.00	5.43	90.50	5.46
			404.0	64.20	3.21	69.50	3.65	75.80	4.26	82.30	4.85	84.70	4.96	88.00	5.09	90.50	5.16
			476.3	64.20	3.16	69.50	3.59	75.80	4.19	82.30	4.71	84.70	4.81	88.00	4.95	90.50	5.02
525.5			64.20	3.12	69.50	3.53	75.80	4.12	82.30	4.60	84.70	4.67	88.00	4.82	90.50	4.89	
15		161.6	64.20	4.66	69.50	5.41	75.80	6.29	82.30	7.09	84.70	7.28	88.00	7.46	90.50	7.57	
		220.5	64.20	4.56	69.50	5.31	75.80	6.18	82.30	6.96	84.70	7.15	88.00	7.33	90.50	7.44	
		404.0	64.20	4.21	69.50	4.96	75.80	5.79	82.30	6.55	84.70	6.70	88.00	6.88	90.50	6.98	
		476.3	64.20	4.11	69.50	4.86	75.80	5.69	82.30	6.41	84.70	6.55	88.00	6.74	90.50	6.81	
		525.5	64.20	4.03	69.50	4.78	75.80	5.61	82.30	6.29	84.70	6.41	88.00	6.60	90.50	6.65	
20		161.6	64.20	5.77	69.50	6.70	75.80	7.80	82.30	8.79	84.70	8.97	88.00	9.18	90.50	9.37	
		220.5	64.20	5.64	69.50	6.57	75.80	7.66	82.30	8.62	84.70	8.80	88.00	9.01	90.50	9.19	
		404.0	64.20	5.19	69.50	6.15	75.80	7.16	82.30	8.07	84.70	8.24	88.00	8.46	90.50	8.60	
		476.3	64.20	5.04	69.50	6.01	75.80	7.02	82.30	7.92	84.70	8.11	88.00	8.32	90.50	8.39	
		525.5	64.20	4.91	69.50	5.90	75.80	6.89	82.30	7.79	84.70	7.98	88.00	8.19	90.50	8.21	
25		161.6	64.20	7.01	69.50	8.17	75.80	9.47	82.30	10.69	84.70	10.93	88.00	11.18	90.50	11.41	
		220.5	64.20	6.86	69.50	8.02	75.80	9.30	82.30	10.49	84.70	10.75	88.00	11.00	90.50	11.19	
		404.0	64.20	6.33	69.50	7.49	75.80	8.75	82.30	9.82	84.70	10.09	88.00	10.34	90.50	10.50	
		476.3	64.20	6.15	69.50	7.34	75.80	8.56	82.30	9.66	84.70	9.86	88.00	10.11	90.50	10.22	
		525.5	64.20	6.07	69.50	7.27	75.80	8.49	82.30	9.56	84.70	9.75	88.00	10.01	90.50	10.07	
30		161.6	64.20	8.63	69.50	10.03	75.80	11.67	82.30	13.13	84.70	13.46	88.00	13.78	90.50	14.06	
		220.5	64.20	8.43	69.50	9.85	75.80	11.45	82.30	12.89	84.70	13.22	88.00	13.54	90.50	13.79	
		404.0	64.20	7.77	69.50	9.22	75.80	10.73	82.30	12.09	84.70	12.39	88.00	12.71	90.50	12.92	
		476.3	64.20	7.56	69.50	9.04	75.80	10.50	82.30	11.84	84.70	12.16	88.00	12.45	90.50	12.60	
		525.5	64.20	7.37	69.50	8.87	75.80	10.31	82.30	11.63	84.70	11.96	88.00	12.22	90.50	12.32	
35	161.6	64.20	9.59	69.50	11.11	75.80	13.00	82.30	14.59	84.70	14.97	88.00	15.33	90.50	15.58		
	220.5	64.20	9.37	69.50	10.92	75.80	12.76	82.30	14.32	84.70	14.69	88.00	15.05	90.50	15.30		
	404.0	64.20	8.64	69.50	10.26	75.80	11.92	82.30	13.42	84.70	13.75	88.00	14.11	90.50	14.37		
	476.3	64.20	8.39	69.50	10.01	75.80	11.70	82.30	13.18	84.70	13.51	88.00	13.86	90.50	14.01		
	525.5	64.20	8.18	69.50	9.79	75.80	11.50	82.30	12.97	84.70	13.30	88.00	13.64	90.50	13.69		
40	161.6	64.20	11.35	69.50	13.16	75.80	15.37	82.30	17.31	84.70	17.70	88.00	18.15	90.50	18.47		
	220.5	64.20	11.09	69.50	12.93	75.80	15.09	82.30	17.00	84.70	17.39	88.00	17.81	90.50	18.14		
	404.0	64.20	10.22	69.50	12.13	75.80	14.15	82.30	15.92	84.70	16.31	88.00	16.70	90.50	17.03		
	476.3	64.20	9.94	69.50	11.89	75.80	13.83	82.30	15.59	84.70	15.99	88.00	16.41	90.50	16.56		

7. Capacity Tables

Combi. (%)	Inlet Water Temp. (°C)	Water Flow Rate (LPM)	Indoor Air Temp. (°C, DB/WB)														
			20.0 / 14.0		23.0 / 16.0		26.0 / 18.0		27.0 / 19.0		28.0 / 20.0		30.0 / 22.0		32.0 / 24.0		
			TC	PI	TC	PI	TC	PI	TC	PI	TC	PI	TC	PI	TC	PI	
70	40	525.5	64.20	9.69	69.50	11.67	75.80	13.55	82.30	15.31	84.70	15.71	88.00	16.14	90.50	16.14	
		161.6	64.20	13.11	69.50	15.22	75.80	17.73	82.30	20.03	84.70	20.45	88.00	20.97	90.50	21.36	
	45	220.5	64.20	12.81	69.50	14.94	75.80	17.42	82.30	19.66	84.70	20.08	88.00	20.58	90.50	20.98	
		404.0	64.20	11.80	69.50	14.01	75.80	16.38	82.30	18.40	84.70	18.86	88.00	19.29	90.50	19.69	
		476.3	64.20	11.48	69.50	13.75	75.80	15.95	82.30	17.99	84.70	18.47	88.00	18.97	90.50	19.12	
		525.5	64.20	11.21	69.50	13.52	75.80	15.58	82.30	17.64	84.70	18.12	88.00	18.69	90.50	18.61	
60	10	161.6	55.10	2.88	59.70	3.26	64.90	3.65	70.50	4.19	72.70	4.30	75.60	4.35	77.70	4.41	
		220.5	55.10	2.85	59.70	3.23	64.90	3.62	70.50	4.11	72.70	4.21	75.60	4.28	77.70	4.35	
		404.0	55.10	2.66	59.70	3.04	64.90	3.48	70.50	3.85	72.70	3.91	75.60	4.05	77.70	4.12	
		476.3	55.10	2.57	59.70	3.01	64.90	3.42	70.50	3.77	72.70	3.85	75.60	3.95	77.70	4.02	
		525.5	55.10	2.49	59.70	2.98	64.90	3.36	70.50	3.70	72.70	3.80	75.60	3.85	77.70	3.92	
	15	161.6	55.10	3.71	59.70	4.32	64.90	5.00	70.50	5.67	72.70	5.83	75.60	5.92	77.70	6.03	
		220.5	55.10	3.66	59.70	4.24	64.90	4.92	70.50	5.57	72.70	5.71	75.60	5.82	77.70	5.93	
		404.0	55.10	3.41	59.70	3.96	64.90	4.64	70.50	5.22	72.70	5.33	75.60	5.47	77.70	5.58	
		476.3	55.10	3.32	59.70	3.89	64.90	4.54	70.50	5.11	72.70	5.22	75.60	5.35	77.70	5.44	
		525.5	55.10	3.23	59.70	3.82	64.90	4.46	70.50	5.02	72.70	5.12	75.60	5.26	77.70	5.30	
	20	161.6	55.10	4.59	59.70	5.35	64.90	6.22	70.50	6.99	72.70	7.17	75.60	7.32	77.70	7.46	
		220.5	55.10	4.49	59.70	5.25	64.90	6.11	70.50	6.86	72.70	7.03	75.60	7.19	77.70	7.33	
		404.0	55.10	4.15	59.70	4.90	64.90	5.73	70.50	6.45	72.70	6.58	75.60	6.74	77.70	6.88	
		476.3	55.10	4.03	59.70	4.79	64.90	5.58	70.50	6.30	72.70	6.45	75.60	6.62	77.70	6.70	
		525.5	55.10	3.93	59.70	4.69	64.90	5.45	70.50	6.16	72.70	6.33	75.60	6.52	77.70	6.53	
	25	161.6	55.10	5.58	59.70	6.52	64.90	7.58	70.50	8.52	72.70	8.71	75.60	8.92	77.70	9.11	
		220.5	55.10	5.45	59.70	6.39	64.90	7.43	70.50	8.37	72.70	8.56	75.60	8.77	77.70	8.94	
		404.0	55.10	5.04	59.70	5.97	64.90	6.94	70.50	7.85	72.70	8.03	75.60	8.24	77.70	8.39	
		476.3	55.10	4.90	59.70	5.83	64.90	6.81	70.50	7.68	72.70	7.88	75.60	8.07	77.70	8.17	
		525.5	55.10	4.83	59.70	5.76	64.90	6.74	70.50	7.58	72.70	7.81	75.60	7.98	77.70	8.07	
	30	161.6	55.10	6.87	59.70	7.98	64.90	9.30	70.50	10.47	72.70	10.72	75.60	10.98	77.70	11.20	
		220.5	55.10	6.72	59.70	7.83	64.90	9.13	70.50	10.29	72.70	10.53	75.60	10.78	77.70	10.99	
		404.0	55.10	6.19	59.70	7.34	64.90	8.56	70.50	9.66	72.70	9.86	75.60	10.11	77.70	10.30	
		476.3	55.10	6.01	59.70	7.20	64.90	8.39	70.50	9.47	72.70	9.69	75.60	9.94	77.70	10.05	
		525.5	55.10	5.86	59.70	7.08	64.90	8.25	70.50	9.30	72.70	9.54	75.60	9.79	77.70	9.84	
	35	161.6	55.10	7.64	59.70	8.89	64.90	10.36	70.50	11.63	72.70	11.92	75.60	12.22	77.70	12.45	
		220.5	55.10	7.46	59.70	8.72	64.90	10.17	70.50	11.42	72.70	11.70	75.60	11.99	77.70	12.22	
		404.0	55.10	6.88	59.70	8.17	64.90	9.50	70.50	10.73	72.70	10.98	75.60	11.24	77.70	11.45	
		476.3	55.10	6.70	59.70	8.00	64.90	9.32	70.50	10.50	72.70	10.77	75.60	11.05	77.70	11.16	
		525.5	55.10	6.53	59.70	7.85	64.90	9.16	70.50	10.31	72.70	10.58	75.60	10.89	77.70	10.91	
	40	161.6	55.10	9.04	59.70	10.50	64.90	12.26	70.50	13.80	72.70	14.13	75.60	14.45	77.70	14.75	
		220.5	55.10	8.84	59.70	10.32	64.90	12.03	70.50	13.54	72.70	13.87	75.60	14.19	77.70	14.48	
		404.0	55.10	8.17	59.70	9.69	64.90	11.27	70.50	12.67	72.70	13.00	75.60	13.32	77.70	13.58	
		476.3	55.10	7.92	59.70	9.47	64.90	11.05	70.50	12.42	72.70	12.74	75.60	13.07	77.70	13.22	
		525.5	55.10	7.71	59.70	9.27	64.90	10.87	70.50	12.21	72.70	12.53	75.60	12.86	77.70	12.90	
	45	161.6	55.10	10.41	59.70	12.09	64.90	14.16	70.50	15.97	72.70	16.32	75.60	16.67	77.70	17.05	
		220.5	55.10	10.19	59.70	11.87	64.90	13.90	70.50	15.66	72.70	16.02	75.60	16.37	77.70	16.74	
		404.0	55.10	9.47	59.70	11.19	64.90	13.03	70.50	14.62	72.70	15.01	75.60	15.40	77.70	15.69	
		476.3	55.10	9.14	59.70	10.94	64.90	12.78	70.50	14.33	72.70	14.72	75.60	15.08	77.70	15.26	
		525.5	55.10	8.87	59.70	10.71	64.90	12.57	70.50	14.08	72.70	14.47	75.60	14.81	77.70	14.88	
	50	10	161.6	45.80	2.29	49.70	2.58	54.10	2.97	58.80	3.19	60.50	3.24	63.00	3.35	64.60	3.37
			220.5	45.80	2.27	49.70	2.55	54.10	2.94	58.80	3.16	60.50	3.22	63.00	3.31	64.60	3.34
			404.0	45.80	2.15	49.70	2.43	54.10	2.75	58.80	3.01	60.50	3.10	63.00	3.10	64.60	3.16
			476.3	45.80	2.14	49.70	2.43	54.10	2.69	58.80	2.95	60.50	2.97	63.00	3.07	64.60	3.07
			525.5	45.80	2.13	49.70	2.43	54.10	2.63	58.80	2.90	60.50	2.85	63.00	3.04	64.60	2.98
		15	161.6	45.80	2.91	49.70	3.30	54.10	3.77	58.80	4.21	60.50	4.32	63.00	4.43	64.60	4.51
			220.5	45.80	2.88	49.70	3.27	54.10	3.72	58.80	4.13	60.50	4.24	63.00	4.35	64.60	4.43
			404.0	45.80	2.69	49.70	3.08	54.10	3.50	58.80	3.89	60.50	3.99	63.00	4.08	64.60	4.15
		476.3	45.80	2.62	49.70	3.05	54.10	3.43	58.80	3.82	60.50	3.89	63.00	3.99	64.60	4.03	

7. Capacity Tables

Combi. (%)	Inlet Water Temp. (°C)	Water Flow Rate (LPM)	Indoor Air Temp. (°C, DB/WB)													
			20.0 / 14.0		23.0 / 16.0		26.0 / 18.0		27.0 / 19.0		28.0 / 20.0		30.0 / 22.0		32.0 / 24.0	
			TC	PI	TC	PI	TC	PI	TC	PI	TC	PI	TC	PI	TC	PI
50	15	525.5	45.80	2.56	49.70	3.02	54.10	3.37	58.80	3.75	60.50	3.79	63.00	3.93	64.60	3.93
	20	161.6	45.80	3.46	49.70	3.99	54.10	4.60	58.80	5.19	60.50	5.35	63.00	5.45	64.60	5.57
		220.5	45.80	3.41	49.70	3.92	54.10	4.52	58.80	5.10	60.50	5.25	63.00	5.35	64.60	5.46
		404.0	45.80	3.20	49.70	3.65	54.10	4.24	58.80	4.79	60.50	4.90	63.00	5.04	64.60	5.11
		476.3	45.80	3.10	49.70	3.59	54.10	4.17	58.80	4.72	60.50	4.83	63.00	4.94	64.60	5.00
		525.5	45.80	3.01	49.70	3.53	54.10	4.11	58.80	4.65	60.50	4.76	63.00	4.86	64.60	4.90
	25	161.6	45.80	4.15	49.70	4.83	54.10	5.64	58.80	6.38	60.50	6.52	63.00	6.66	64.60	6.76
		220.5	45.80	4.06	49.70	4.75	54.10	5.54	58.80	6.25	60.50	6.39	63.00	6.53	64.60	6.64
		404.0	45.80	3.75	49.70	4.47	54.10	5.19	58.80	5.83	60.50	5.97	63.00	6.13	64.60	6.26
		476.3	45.80	3.65	49.70	4.35	54.10	5.08	58.80	5.73	60.50	5.87	63.00	6.01	64.60	6.09
		525.5	45.80	3.61	49.70	4.30	54.10	5.02	58.80	5.67	60.50	5.81	63.00	5.96	64.60	6.00
	30	161.6	45.80	5.15	49.70	5.96	54.10	6.96	58.80	7.83	60.50	8.01	63.00	8.19	64.60	8.34
		220.5	45.80	5.02	49.70	5.85	54.10	6.83	58.80	7.69	60.50	7.86	63.00	8.05	64.60	8.19
		404.0	45.80	4.60	49.70	5.47	54.10	6.38	58.80	7.20	60.50	7.34	63.00	7.56	64.60	7.68
		476.3	45.80	4.51	49.70	5.35	54.10	6.26	58.80	7.06	60.50	7.24	63.00	7.42	64.60	7.49
		525.5	45.80	4.43	49.70	5.26	54.10	6.16	58.80	6.93	60.50	7.15	63.00	7.28	64.60	7.32
	35	161.6	45.80	5.70	49.70	6.62	54.10	7.73	58.80	8.67	60.50	8.89	63.00	9.11	64.60	9.25
		220.5	45.80	5.57	49.70	6.49	54.10	7.58	58.80	8.52	60.50	8.72	63.00	8.94	64.60	9.09
		404.0	45.80	5.15	49.70	6.09	54.10	7.09	58.80	8.00	60.50	8.17	63.00	8.39	64.60	8.53
		476.3	45.80	5.00	49.70	5.97	54.10	6.94	58.80	7.85	60.50	8.03	63.00	8.24	64.60	8.32
		525.5	45.80	4.86	49.70	5.87	54.10	6.81	58.80	7.71	60.50	7.91	63.00	8.11	64.60	8.14
	40	161.6	45.80	6.76	49.70	7.83	54.10	9.15	58.80	10.28	60.50	10.54	63.00	10.79	64.60	10.98
		220.5	45.80	6.60	49.70	7.69	54.10	8.97	58.80	10.10	60.50	10.35	63.00	10.60	64.60	10.78
		404.0	45.80	6.09	49.70	7.20	54.10	8.39	58.80	9.47	60.50	9.69	63.00	9.94	64.60	10.11
		476.3	45.80	5.90	49.70	7.06	54.10	8.24	58.80	9.30	60.50	9.50	63.00	9.75	64.60	9.82
		525.5	45.80	5.74	49.70	6.93	54.10	8.11	58.80	9.15	60.50	9.34	63.00	9.59	64.60	9.57
	45	161.6	45.80	7.83	49.70	9.04	54.10	10.59	58.80	11.90	60.50	12.18	63.00	12.48	64.60	12.70
		220.5	45.80	7.65	49.70	8.87	54.10	10.37	58.80	11.68	60.50	11.95	63.00	12.25	64.60	12.47
		404.0	45.80	7.02	49.70	8.32	54.10	9.69	58.80	10.94	60.50	11.19	63.00	11.48	64.60	11.70
		476.3	45.80	6.81	49.70	8.13	54.10	9.54	58.80	10.73	60.50	10.98	63.00	11.27	64.60	11.34
		525.5	45.80	6.62	49.70	7.97	54.10	9.41	58.80	10.55	60.50	10.78	63.00	11.07	64.60	11.02

Note

- TC: Total Capacity(kW), PI : Power Input(kW)
- Capacity tables show the average value of conditions which may occur.
- The minimum flow rate of the product is based on 50% of the rated flow rate or the value indicated in the specification table, whichever is greater.
However, when the 'Variable Water Flow Valve Control KIT' is applied, the minimum flow rate is allowed to 40% (gray colored area) of the rated flow rate.
- If the flow rate is less than minimum flow rate and the indoor unit combination ratio exceeds 130%, ask to LG Electronics even if the 'Variable Water Flow Valve Control KIT' is applied.

7. Capacity Tables

CRWM440LAS5

Combi. (%)	Inlet Water Temp. (°C)	Water Flow Rate (LPM)	Indoor Air Temp. (°C, DB/WB)														
			20.0 / 14.0		23.0 / 16.0		26.0 / 18.0		27.0 / 19.0		28.0 / 20.0		30.0 / 22.0		32.0 / 24.0		
			TC	PI	TC	PI	TC	PI	TC	PI	TC	PI	TC	PI	TC	PI	
130	10	169.2	114.5	7.09	124.1	8.31	135.1	9.67	146.7	10.84	151.2	11.09	157.1	11.45	161.5	11.61	
		220.5	114.5	6.97	124.1	8.16	135.1	9.51	146.7	10.68	151.2	10.93	157.1	11.26	161.5	11.44	
		423.0	114.5	6.45	124.1	7.56	135.1	8.85	146.7	9.97	151.2	10.27	157.1	10.48	161.5	10.74	
		500.0	114.5	6.26	124.1	7.46	135.1	8.71	146.7	9.76	151.2	10.05	157.1	10.31	161.5	10.44	
		554.0	114.5	6.10	124.1	7.37	135.1	8.59	146.7	9.57	151.2	9.85	157.1	10.16	161.5	10.18	
	15	169.2	112.6	9.33	122.0	10.88	132.9	12.68	144.3	14.25	148.7	14.59	154.5	14.96	158.9	15.22	
		220.5	112.6	9.17	122.0	10.71	132.9	12.47	144.3	14.03	148.7	14.37	154.5	14.73	158.9	15.00	
		423.0	112.6	8.45	122.0	9.98	132.9	11.64	144.3	13.11	148.7	13.45	154.5	13.80	158.9	14.09	
		500.0	112.6	8.21	122.0	9.80	132.9	11.42	144.3	12.85	148.7	13.19	154.5	13.53	158.9	13.75	
		554.0	112.6	8.01	122.0	9.63	132.9	11.21	144.3	12.64	148.7	12.97	154.5	13.29	158.9	13.47	
	20	169.2	111.0	11.34	120.3	13.17	131.0	15.36	142.4	17.27	146.5	17.69	152.2	18.10	156.6	18.44	
		220.5	111.0	11.11	120.3	12.96	131.0	15.12	142.4	17.00	146.5	17.41	152.2	17.83	156.6	18.17	
		423.0	111.0	10.21	120.3	12.14	131.0	14.14	142.4	15.91	146.5	16.28	152.2	16.73	156.6	17.07	
		500.0	111.0	9.95	120.3	11.87	131.0	13.84	142.4	15.60	146.5	15.97	152.2	16.38	156.6	16.69	
		554.0	111.0	9.73	120.3	11.63	131.0	13.58	142.4	15.33	146.5	15.70	152.2	16.08	156.6	16.38	
	25	169.2	111.0	13.99	120.3	16.23	131.0	18.92	142.4	21.34	146.5	21.82	152.2	22.35	156.6	22.72	
		220.5	111.0	13.71	120.3	15.98	131.0	18.62	142.4	21.00	146.5	21.48	152.2	22.02	156.6	22.39	
		423.0	111.0	12.62	120.3	14.96	131.0	17.41	142.4	19.60	146.5	20.08	152.2	20.65	156.6	21.03	
		500.0	111.0	12.24	120.3	14.62	131.0	17.07	142.4	19.22	146.5	19.70	152.2	20.23	156.6	20.57	
		554.0	111.0	12.05	120.3	14.45	131.0	16.90	142.4	19.03	146.5	19.52	152.2	20.03	156.6	20.35	
	30	169.2	111.0	16.81	120.3	19.50	131.0	22.70	142.4	25.58	146.5	26.19	152.2	26.83	156.6	27.28	
		220.5	111.0	16.48	120.3	19.19	131.0	22.34	142.4	25.18	146.5	25.79	152.2	26.43	156.6	26.88	
		423.0	111.0	15.10	120.3	17.94	131.0	20.90	142.4	23.51	146.5	24.12	152.2	24.76	156.6	25.24	
		500.0	111.0	14.69	120.3	17.57	131.0	20.46	142.4	23.06	146.5	23.67	152.2	24.26	156.6	24.68	
		554.0	111.0	14.34	120.3	17.25	131.0	20.09	142.4	22.67	146.5	23.28	152.2	23.83	156.6	24.18	
	35	169.2	99.90	16.96	108.2	19.73	117.8	22.97	128.1	25.84	132.0	26.50	137.1	27.14	140.9	27.58	
		220.5	99.90	16.63	108.2	19.42	117.8	22.61	128.1	25.44	132.0	26.08	137.1	26.72	140.9	27.18	
		423.0	99.90	15.30	108.2	18.12	117.8	21.14	128.1	23.81	132.0	24.38	137.1	25.03	140.9	25.54	
		500.0	99.90	14.89	108.2	17.74	117.8	20.69	128.1	23.33	132.0	23.92	137.1	24.53	140.9	24.94	
		554.0	99.90	14.53	108.2	17.43	117.8	20.30	128.1	22.92	132.0	23.53	137.1	24.10	140.9	24.42	
	40	169.2	88.80	17.92	96.20	20.79	104.7	24.24	113.8	27.26	117.3	27.91	121.9	28.59	125.3	29.11	
		220.5	88.80	17.56	96.20	20.46	104.7	23.87	113.8	26.83	117.3	27.48	121.9	28.16	125.3	28.68	
		423.0	88.80	16.12	96.20	19.14	104.7	22.31	113.8	25.09	117.3	25.74	121.9	26.41	125.3	26.94	
		500.0	88.80	15.67	96.20	18.73	104.7	21.81	113.8	24.61	117.3	25.24	121.9	25.88	125.3	26.33	
		554.0	88.80	15.29	96.20	18.38	104.7	21.38	113.8	24.19	117.3	24.81	121.9	25.41	125.3	25.79	
	45	169.2	77.60	18.89	84.30	21.85	91.50	25.50	99.60	28.69	102.7	29.31	106.5	30.02	109.6	30.65	
		220.5	77.60	18.52	84.30	21.52	91.50	25.10	99.60	28.24	102.7	28.87	106.5	29.58	109.6	30.20	
		423.0	77.60	16.96	84.30	20.15	91.50	23.47	99.60	26.38	102.7	27.10	106.5	27.81	109.6	28.34	
		500.0	77.60	16.46	84.30	19.70	91.50	22.95	99.60	25.88	102.7	26.56	106.5	27.24	109.6	27.73	
		554.0	77.60	16.03	84.30	19.32	91.50	22.49	99.60	25.45	102.7	26.10	106.5	26.74	109.6	27.20	
	120	10	169.2	108.4	6.75	117.3	7.87	127.9	9.12	138.9	10.27	143.0	10.59	148.7	10.84	152.8	10.97
			220.5	108.4	6.62	117.3	7.75	127.9	8.99	138.9	10.11	143.0	10.41	148.7	10.66	152.8	10.81
			423.0	108.4	6.08	117.3	7.24	127.9	8.45	138.9	9.46	143.0	9.67	148.7	9.93	152.8	10.14
			500.0	108.4	5.89	117.3	7.01	127.9	8.25	138.9	9.23	143.0	9.53	148.7	9.75	152.8	9.93
			554.0	108.4	5.72	117.3	6.81	127.9	8.08	138.9	9.04	143.0	9.41	148.7	9.60	152.8	9.75
15		169.2	107.2	8.96	116.0	10.42	126.4	12.10	137.3	13.64	141.4	13.98	147.0	14.32	151.1	14.54	
		220.5	107.2	8.79	116.0	10.26	126.4	11.91	137.3	13.43	141.4	13.77	147.0	14.10	151.1	14.33	
		423.0	107.2	8.07	116.0	9.57	126.4	11.15	137.3	12.55	141.4	12.85	147.0	13.19	151.1	13.45	
		500.0	107.2	7.84	116.0	9.34	126.4	10.93	137.3	12.28	141.4	12.62	147.0	12.93	151.1	13.15	
		554.0	107.2	7.63	116.0	9.13	126.4	10.74	137.3	12.04	141.4	12.41	147.0	12.71	151.1	12.90	
20		169.2	106.0	10.92	114.8	12.68	125.1	14.75	135.9	16.62	140.0	16.99	145.5	17.41	149.6	17.71	
		220.5	106.0	10.71	114.8	12.47	125.1	14.51	135.9	16.37	140.0	16.74	145.5	17.14	149.6	17.44	
		423.0	106.0	9.83	114.8	11.64	125.1	13.56	135.9	15.30	140.0	15.67	145.5	16.08	149.6	16.38	
		500.0	106.0	9.57	114.8	11.42	125.1	13.30	135.9	15.00	140.0	15.37	145.5	15.75	149.6	16.01	

7. Capacity Tables

Combi. (%)	Inlet Water Temp. (°C)	Water Flow Rate (LPM)	Indoor Air Temp. (°C, DB/WB)													
			20.0 / 14.0		23.0 / 16.0		26.0 / 18.0		27.0 / 19.0		28.0 / 20.0		30.0 / 22.0		32.0 / 24.0	
			TC	PI	TC	PI	TC	PI	TC	PI	TC	PI	TC	PI	TC	PI
120	20	554.0	106.0	9.34	114.8	11.21	125.1	13.08	135.9	14.74	140.0	15.12	145.5	15.46	149.6	15.68
	25	169.2	106.0	13.41	114.8	15.60	125.1	18.16	135.9	20.41	140.0	20.90	145.5	21.44	149.6	21.81
		220.5	106.0	13.16	114.8	15.35	125.1	17.87	135.9	20.10	140.0	20.57	145.5	21.11	149.6	21.48
		423.0	106.0	12.10	114.8	14.31	125.1	16.69	135.9	18.80	140.0	19.25	145.5	19.74	149.6	20.15
		500.0	106.0	11.76	114.8	14.01	125.1	16.35	135.9	18.42	140.0	18.87	145.5	19.37	149.6	19.67
		554.0	106.0	11.59	114.8	13.86	125.1	16.18	135.9	18.24	140.0	18.69	145.5	19.18	149.6	19.43
	30	169.2	106.0	16.18	114.8	18.84	125.1	21.95	135.9	24.71	140.0	25.27	145.5	25.92	149.6	26.37
		220.5	106.0	15.87	114.8	18.54	125.1	21.59	135.9	24.31	140.0	24.87	145.5	25.52	149.6	25.97
		423.0	106.0	14.62	114.8	17.33	125.1	20.15	135.9	22.72	140.0	23.28	145.5	23.88	149.6	24.34
		500.0	106.0	14.21	114.8	16.96	125.1	19.74	135.9	22.26	140.0	22.83	145.5	23.43	149.6	23.78
		554.0	106.0	13.86	114.8	16.64	125.1	19.38	135.9	21.87	140.0	22.45	145.5	23.04	149.6	23.29
	35	169.2	97.00	16.62	105.1	19.30	114.4	22.48	124.4	25.32	128.1	25.93	133.0	26.53	136.8	27.03
		220.5	97.00	16.29	105.1	18.99	114.4	22.13	124.4	24.92	128.1	25.52	133.0	26.13	136.8	26.61
		423.0	97.00	14.96	105.1	17.74	114.4	20.69	124.4	23.28	128.1	23.85	133.0	24.49	136.8	24.94
		500.0	97.00	14.55	105.1	17.37	114.4	20.28	124.4	22.83	128.1	23.40	133.0	24.01	136.8	24.38
		554.0	97.00	14.20	105.1	17.05	114.4	19.91	124.4	22.45	128.1	23.01	133.0	23.59	136.8	23.87
	40	169.2	88.00	17.87	95.30	20.76	103.8	24.20	112.9	27.23	116.2	27.88	120.7	28.56	124.1	29.08
		220.5	88.00	17.52	95.30	20.43	103.8	23.82	112.9	26.80	116.2	27.44	120.7	28.12	124.1	28.63
		423.0	88.00	16.12	95.30	19.10	103.8	22.26	112.9	25.06	116.2	25.66	120.7	26.33	124.1	26.86
		500.0	88.00	15.67	95.30	18.69	103.8	21.81	112.9	24.57	116.2	25.21	120.7	25.85	124.1	26.23
554.0		88.00	15.29	95.30	18.34	103.8	21.43	112.9	24.15	116.2	24.82	120.7	25.44	124.1	25.67	
45	169.2	79.00	19.13	85.50	22.21	93.10	25.93	101.5	29.14	104.4	29.82	108.4	30.59	111.3	31.14	
	220.5	79.00	18.77	85.50	21.86	93.10	25.52	101.5	28.69	104.4	29.35	108.4	30.12	111.3	30.68	
	423.0	79.00	17.29	85.50	20.46	93.10	23.85	101.5	26.83	104.4	27.47	108.4	28.19	111.3	28.79	
	500.0	79.00	16.80	85.50	20.01	93.10	23.37	101.5	26.29	104.4	27.01	108.4	27.69	111.3	28.06	
	554.0	79.00	16.37	85.50	19.63	93.10	22.96	101.5	25.83	104.4	26.63	108.4	27.26	111.3	27.44	
110	10	169.2	102.2	6.38	110.9	7.37	120.6	8.65	131.0	9.71	134.8	9.91	140.3	10.22	143.9	10.37
		220.5	102.2	6.26	110.9	7.25	120.6	8.50	131.0	9.55	134.8	9.77	140.3	10.06	143.9	10.21
		423.0	102.2	5.74	110.9	6.79	120.6	7.91	131.0	8.92	134.8	9.19	140.3	9.41	143.9	9.55
		500.0	102.2	5.59	110.9	6.64	120.6	7.73	131.0	8.79	134.8	8.92	140.3	9.22	143.9	9.33
		554.0	102.2	5.46	110.9	6.50	120.6	7.59	131.0	8.67	134.8	8.69	140.3	9.05	143.9	9.15
	15	169.2	101.6	8.54	110.0	9.92	119.8	11.57	130.2	13.03	134.2	13.33	139.5	13.67	143.3	13.90
		220.5	101.6	8.38	110.0	9.76	119.8	11.38	130.2	12.82	134.2	13.12	139.5	13.46	143.3	13.69
		423.0	101.6	7.69	110.0	9.12	119.8	10.62	130.2	11.98	134.2	12.28	139.5	12.59	143.3	12.81
		500.0	101.6	7.50	110.0	8.92	119.8	10.41	130.2	11.76	134.2	12.02	139.5	12.35	143.3	12.51
		554.0	101.6	7.34	110.0	8.75	119.8	10.21	130.2	11.57	134.2	11.80	139.5	12.15	143.3	12.25
	20	169.2	101.2	10.46	109.5	12.18	119.2	14.17	129.6	15.97	133.5	16.36	138.6	16.73	142.6	17.03
		220.5	101.2	10.25	109.5	11.99	119.2	13.94	129.6	15.72	133.5	16.11	138.6	16.48	142.6	16.78
		423.0	101.2	9.42	109.5	11.19	119.2	13.03	129.6	14.69	133.5	15.04	138.6	15.41	142.6	15.71
		500.0	101.2	9.20	109.5	10.96	119.2	12.78	129.6	14.39	133.5	14.76	138.6	15.15	142.6	15.34
		554.0	101.2	9.01	109.5	10.75	119.2	12.56	129.6	14.14	133.5	14.53	138.6	14.91	142.6	15.01
	25	169.2	101.2	12.79	109.5	14.90	119.2	17.34	129.6	19.53	133.5	19.98	138.6	20.49	142.6	20.86
		220.5	101.2	12.55	109.5	14.66	119.2	17.06	129.6	19.22	133.5	19.67	138.6	20.17	142.6	20.54
		423.0	101.2	11.57	109.5	13.71	119.2	15.97	129.6	17.98	133.5	18.42	138.6	18.87	142.6	19.25
		500.0	101.2	11.23	109.5	13.41	119.2	15.64	129.6	17.63	133.5	18.04	138.6	18.53	142.6	18.77
		554.0	101.2	11.06	109.5	13.26	119.2	15.47	129.6	17.47	133.5	17.86	138.6	18.37	142.6	18.52
30	169.2	101.2	15.60	109.5	18.16	119.2	21.14	129.6	23.82	133.5	24.39	138.6	24.96	142.6	25.42	
	220.5	101.2	15.29	109.5	17.87	119.2	20.81	129.6	23.45	133.5	24.02	138.6	24.58	142.6	25.02	
	423.0	101.2	14.09	109.5	16.69	119.2	19.44	129.6	21.89	133.5	22.46	138.6	23.02	142.6	23.43	
	500.0	101.2	13.71	109.5	16.35	119.2	19.07	129.6	21.47	133.5	22.01	138.6	22.56	142.6	22.87	
	554.0	101.2	13.40	109.5	16.04	119.2	18.75	129.6	21.12	133.5	21.62	138.6	22.18	142.6	22.39	
35	169.2	94.20	16.26	102.1	18.89	111.2	21.98	120.7	24.77	124.4	25.34	129.2	25.95	132.9	26.45	
	220.5	94.20	15.95	102.1	18.59	111.2	21.63	120.7	24.37	124.4	24.94	129.2	25.55	132.9	26.05	
	423.0	94.20	14.66	102.1	17.37	111.2	20.23	120.7	22.80	124.4	23.33	129.2	23.92	132.9	24.38	
	500.0	94.20	14.25	102.1	16.99	111.2	19.82	120.7	22.35	124.4	22.91	129.2	23.47	132.9	23.78	

7. Capacity Tables

Combi. (%)	Inlet Water Temp. (°C)	Water Flow Rate (LPM)	Indoor Air Temp. (°C, DB/WB)														
			20.0 / 14.0		23.0 / 16.0		26.0 / 18.0		27.0 / 19.0		28.0 / 20.0		30.0 / 22.0		32.0 / 24.0		
			TC	PI	TC	PI	TC	PI	TC	PI	TC	PI	TC	PI	TC	PI	
110	35	554.0	94.20	13.89	102.1	16.67	111.2	19.45	120.7	21.96	124.4	22.55	129.2	23.09	132.9	23.26	
	40	169.2	87.20	17.84	94.60	20.76	102.9	24.16	111.9	27.20	115.3	27.84	119.7	28.52	123.1	29.05	
		220.5	87.20	17.49	94.60	20.43	102.9	23.78	111.9	26.77	115.3	27.40	119.7	28.08	123.1	28.60	
		423.0	87.20	16.08	94.60	19.07	102.9	22.22	111.9	25.03	115.3	25.62	119.7	26.29	123.1	26.79	
		500.0	87.20	15.64	94.60	18.65	102.9	21.77	111.9	24.53	115.3	25.17	119.7	25.82	123.1	26.12	
		554.0	87.20	15.24	94.60	18.29	102.9	21.38	111.9	24.10	115.3	24.78	119.7	25.41	123.1	25.53	
	45	169.2	80.20	19.40	87.10	22.65	94.60	26.35	103.0	29.61	106.1	30.32	110.3	31.08	113.4	31.66	
		220.5	80.20	19.03	87.10	22.28	94.60	25.92	103.0	29.14	106.1	29.84	110.3	30.61	113.4	31.17	
		423.0	80.20	17.52	87.10	20.76	94.60	24.22	103.0	27.24	106.1	27.92	110.3	28.67	113.4	29.20	
		500.0	80.20	17.03	87.10	20.31	94.60	23.74	103.0	26.70	106.1	27.44	110.3	28.15	113.4	28.45	
		554.0	80.20	16.61	87.10	19.92	94.60	23.33	103.0	26.23	106.1	27.02	110.3	27.69	113.4	27.79	
	100	10	169.2	96.10	6.03	104.0	7.01	113.4	8.05	123.2	9.17	126.9	9.30	131.8	9.62	135.5	9.81
			220.5	96.10	5.91	104.0	6.89	113.4	7.93	123.2	9.03	126.9	9.16	131.8	9.47	135.5	9.65
			423.0	96.10	5.44	104.0	6.41	113.4	7.46	123.2	8.45	126.9	8.62	131.8	8.85	135.5	9.02
			500.0	96.10	5.25	104.0	6.27	113.4	7.29	123.2	8.27	126.9	8.45	131.8	8.66	135.5	8.72
554.0			96.10	5.09	104.0	6.16	113.4	7.14	123.2	8.12	126.9	8.30	131.8	8.50	135.5	8.46	
15		169.2	96.10	8.15	104.0	9.46	113.4	10.99	123.2	12.41	126.9	12.68	131.8	13.03	135.5	13.24	
		220.5	96.10	7.99	104.0	9.31	113.4	10.83	123.2	12.22	126.9	12.49	131.8	12.82	135.5	13.03	
		423.0	96.10	7.35	104.0	8.71	113.4	10.14	123.2	11.42	126.9	11.68	131.8	11.98	135.5	12.20	
		500.0	96.10	7.12	104.0	8.51	113.4	9.91	123.2	11.19	126.9	11.45	131.8	11.76	135.5	11.87	
		554.0	96.10	6.93	104.0	8.34	113.4	9.71	123.2	11.00	126.9	11.25	131.8	11.57	135.5	11.58	
20		169.2	96.10	10.03	104.0	11.63	113.4	13.60	123.2	15.27	126.9	15.67	131.8	16.05	135.5	16.31	
		220.5	96.10	9.84	104.0	11.46	113.4	13.39	123.2	15.03	126.9	15.42	131.8	15.80	135.5	16.06	
		423.0	96.10	9.05	104.0	10.74	113.4	12.51	123.2	14.05	126.9	14.39	131.8	14.76	135.5	15.04	
		500.0	96.10	8.78	104.0	10.52	113.4	12.24	123.2	13.80	126.9	14.14	131.8	14.51	135.5	14.66	
		554.0	96.10	8.57	104.0	10.32	113.4	12.01	123.2	13.58	126.9	13.92	131.8	14.28	135.5	14.33	
25		169.2	96.10	12.22	104.0	14.21	113.4	16.55	123.2	18.65	126.9	19.12	131.8	19.57	135.5	19.91	
		220.5	96.10	11.98	104.0	13.98	113.4	16.28	123.2	18.35	126.9	18.81	131.8	19.26	135.5	19.60	
		423.0	96.10	11.03	104.0	13.07	113.4	15.22	123.2	17.14	126.9	17.57	131.8	18.01	135.5	18.35	
		500.0	96.10	10.74	104.0	12.81	113.4	14.92	123.2	16.80	126.9	17.22	131.8	17.67	135.5	17.86	
		554.0	96.10	10.58	104.0	12.68	113.4	14.76	123.2	16.63	126.9	17.06	131.8	17.51	135.5	17.61	
30		169.2	96.10	15.02	104.0	17.51	113.4	20.38	123.2	22.94	126.9	23.47	131.8	24.04	135.5	24.50	
		220.5	96.10	14.74	104.0	17.23	113.4	20.05	123.2	22.58	126.9	23.10	131.8	23.67	135.5	24.12	
		423.0	96.10	13.56	104.0	16.08	113.4	18.73	123.2	21.10	126.9	21.59	131.8	22.15	135.5	22.56	
		500.0	96.10	13.19	104.0	15.75	113.4	18.35	123.2	20.69	126.9	21.21	131.8	21.74	135.5	21.97	
		554.0	96.10	12.86	104.0	15.46	113.4	18.04	123.2	20.34	126.9	20.89	131.8	21.38	135.5	21.45	
35		169.2	91.40	15.87	99.00	18.45	107.7	21.48	117.0	24.20	120.5	24.77	125.3	25.38	128.8	25.84	
		220.5	91.40	15.56	99.00	18.17	107.7	21.15	117.0	23.82	120.5	24.37	125.3	24.98	128.8	25.44	
		423.0	91.40	14.31	99.00	16.99	107.7	19.78	117.0	22.26	120.5	22.80	125.3	23.40	128.8	23.81	
		500.0	91.40	13.94	99.00	16.62	107.7	19.37	117.0	21.85	120.5	22.38	125.3	22.95	128.8	23.17	
		554.0	91.40	13.61	99.00	16.30	107.7	19.01	117.0	21.50	120.5	22.02	125.3	22.57	128.8	22.62	
40	169.2	86.40	17.84	93.70	20.72	102.1	24.12	110.9	27.15	114.2	27.81	118.8	28.49	121.9	28.97		
	220.5	86.40	17.49	93.70	20.40	102.1	23.75	110.9	26.72	114.2	27.37	118.8	28.04	121.9	28.52		
	423.0	86.40	16.05	93.70	19.07	102.1	22.19	110.9	24.98	114.2	25.58	118.8	26.23	121.9	26.70		
	500.0	86.40	15.64	93.70	18.65	102.1	21.74	110.9	24.49	114.2	25.09	118.8	25.74	121.9	25.99		
	554.0	86.40	15.27	93.70	18.29	102.1	21.35	110.9	24.07	114.2	24.67	118.8	25.32	121.9	25.37		
45	169.2	81.60	19.81	88.40	22.97	96.40	26.78	104.7	30.10	107.9	30.83	112.2	31.59	115.1	32.12		
	220.5	81.60	19.41	88.40	22.61	96.40	26.35	104.7	29.63	107.9	30.34	112.2	31.10	115.1	31.63		
	423.0	81.60	17.78	88.40	21.14	96.40	24.61	104.7	27.69	107.9	28.36	112.2	29.05	115.1	29.61		
	500.0	81.60	17.33	88.40	20.69	96.40	24.12	104.7	27.13	107.9	27.81	112.2	28.52	115.1	28.82		
	554.0	81.60	16.94	88.40	20.30	96.40	23.70	104.7	26.63	107.9	27.33	112.2	28.05	115.1	28.13		
90	10	169.2	86.40	5.13	93.70	5.94	102.1	6.95	110.9	7.87	114.2	8.01	118.8	8.19	121.9	8.45	
		220.5	86.40	5.04	93.70	5.86	102.1	6.84	110.9	7.75	114.2	7.89	118.8	8.09	121.9	8.31	
		423.0	86.40	4.68	93.70	5.55	102.1	6.41	110.9	7.29	114.2	7.44	118.8	7.66	121.9	7.76	
		500.0	86.40	4.54	93.70	5.36	102.1	6.31	110.9	7.06	114.2	7.29	118.8	7.50	121.9	7.50	

7. Capacity Tables

Combi. (%)	Inlet Water Temp. (°C)	Water Flow Rate (LPM)	Indoor Air Temp. (°C, DB/WB)														
			20.0 / 14.0		23.0 / 16.0		26.0 / 18.0		27.0 / 19.0		28.0 / 20.0		30.0 / 22.0		32.0 / 24.0		
			TC	PI	TC	PI	TC	PI	TC	PI	TC	PI	TC	PI	TC	PI	
90	10	554.0	86.40	4.42	93.70	5.22	102.1	6.23	110.9	6.88	114.2	7.15	118.8	7.37	121.9	7.27	
	15	169.2	86.40	6.99	93.70	8.11	102.1	9.46	110.9	10.68	114.2	10.92	118.8	11.17	121.9	11.41	
		220.5	86.40	6.87	93.70	7.99	102.1	9.31	110.9	10.52	114.2	10.76	118.8	11.01	121.9	11.24	
		423.0	86.40	6.34	93.70	7.50	102.1	8.71	110.9	9.83	114.2	10.07	118.8	10.32	121.9	10.52	
		500.0	86.40	6.14	93.70	7.30	102.1	8.55	110.9	9.61	114.2	9.87	118.8	10.14	121.9	10.21	
		554.0	86.40	5.97	93.70	7.13	102.1	8.41	110.9	9.42	114.2	9.70	118.8	9.98	121.9	9.94	
	20	169.2	86.40	8.65	93.70	10.03	102.1	11.68	110.9	13.19	114.2	13.48	118.8	13.84	121.9	14.05	
		220.5	86.40	8.49	93.70	9.87	102.1	11.50	110.9	12.98	114.2	13.27	118.8	13.61	121.9	13.84	
		423.0	86.40	7.80	93.70	9.23	102.1	10.74	110.9	12.10	114.2	12.39	118.8	12.69	121.9	12.96	
		500.0	86.40	7.57	93.70	9.05	102.1	10.56	110.9	11.87	114.2	12.18	118.8	12.48	121.9	12.62	
		554.0	86.40	7.38	93.70	8.88	102.1	10.40	110.9	11.66	114.2	11.98	118.8	12.29	121.9	12.31	
	25	169.2	86.40	10.54	93.70	12.25	102.1	14.25	110.9	16.05	114.2	16.42	118.8	16.85	121.9	17.16	
		220.5	86.40	10.34	93.70	12.06	102.1	14.03	110.9	15.80	114.2	16.17	118.8	16.58	121.9	16.88	
		423.0	86.40	9.50	93.70	11.27	102.1	13.11	110.9	14.76	114.2	15.10	118.8	15.52	121.9	15.79	
		500.0	86.40	9.23	93.70	10.99	102.1	12.85	110.9	14.47	114.2	14.85	118.8	15.22	121.9	15.37	
		554.0	86.40	9.10	93.70	10.87	102.1	12.72	110.9	14.31	114.2	14.71	118.8	15.07	121.9	15.16	
	30	169.2	86.40	12.95	93.70	15.06	102.1	17.54	110.9	19.77	114.2	20.21	118.8	20.72	121.9	21.10	
		220.5	86.40	12.70	93.70	14.82	102.1	17.26	110.9	19.46	114.2	19.90	118.8	20.40	121.9	20.77	
		423.0	86.40	11.68	93.70	13.84	102.1	16.12	110.9	18.16	114.2	18.62	118.8	19.07	121.9	19.40	
		500.0	86.40	11.34	93.70	13.56	102.1	15.79	110.9	17.82	114.2	18.24	118.8	18.73	121.9	18.92	
		554.0	86.40	11.06	93.70	13.33	102.1	15.50	110.9	17.53	114.2	17.92	118.8	18.44	121.9	18.50	
	35	169.2	84.10	14.00	91.10	16.25	99.20	18.92	107.8	21.30	111.0	21.79	115.3	22.32	118.5	22.74	
		220.5	84.10	13.72	91.10	15.98	99.20	18.62	107.8	20.97	111.0	21.45	115.3	21.97	118.5	22.38	
		423.0	84.10	12.59	91.10	14.92	99.20	17.41	107.8	19.60	111.0	20.05	115.3	20.57	118.5	20.95	
		500.0	84.10	12.24	91.10	14.62	99.20	17.03	107.8	19.22	111.0	19.70	115.3	20.19	118.5	20.39	
		554.0	84.10	11.94	91.10	14.37	99.20	16.71	107.8	18.90	111.0	19.40	115.3	19.87	118.5	19.90	
	40	169.2	81.70	16.07	88.50	18.65	96.40	21.71	104.7	24.48	107.9	25.04	112.0	25.65	115.3	26.11	
		220.5	81.70	15.76	88.50	18.35	96.40	21.38	104.7	24.08	107.9	24.64	112.0	25.25	115.3	25.71	
		423.0	81.70	14.47	88.50	17.14	96.40	20.01	104.7	22.50	107.9	23.06	112.0	23.62	115.3	24.08	
		500.0	81.70	14.05	88.50	16.80	96.40	19.60	104.7	22.08	107.9	22.60	112.0	23.21	115.3	23.43	
		554.0	81.70	13.70	88.50	16.49	96.40	19.24	104.7	21.72	107.9	22.20	112.0	22.85	115.3	22.86	
	45	169.2	79.20	18.14	85.90	21.06	93.60	24.49	101.6	27.65	104.8	28.29	108.7	29.00	111.9	29.47	
		220.5	79.20	17.79	85.90	20.73	93.60	24.12	101.6	27.20	104.8	27.85	108.7	28.55	111.9	29.02	
		423.0	79.20	16.35	85.90	19.37	93.60	22.60	101.6	25.40	104.8	26.08	108.7	26.68	111.9	27.20	
		500.0	79.20	15.87	85.90	18.99	93.60	22.15	101.6	24.94	104.8	25.51	108.7	26.23	111.9	26.49	
		554.0	79.20	15.46	85.90	18.66	93.60	21.76	101.6	24.56	104.8	25.00	108.7	25.83	111.9	25.87	
	80	10	169.2	76.80	4.38	83.20	4.99	90.70	5.80	98.60	6.65	101.5	6.73	105.5	6.93	108.4	6.99
			220.5	76.80	4.29	83.20	4.92	90.70	5.72	98.60	6.53	101.5	6.64	105.5	6.81	108.4	6.88
			423.0	76.80	3.87	83.20	4.68	90.70	5.40	98.60	6.05	101.5	6.24	105.5	6.34	108.4	6.45
			500.0	76.80	3.84	83.20	4.54	90.70	5.29	98.60	5.94	101.5	6.04	105.5	6.24	108.4	6.31
			554.0	76.80	3.82	83.20	4.41	90.70	5.19	98.60	5.84	101.5	5.87	105.5	6.16	108.4	6.20
		15	169.2	76.80	5.89	83.20	6.81	90.70	7.92	98.60	8.96	101.5	9.15	105.5	9.38	108.4	9.53
			220.5	76.80	5.77	83.20	6.71	90.70	7.80	98.60	8.81	101.5	9.01	105.5	9.23	108.4	9.38
			423.0	76.80	5.28	83.20	6.29	90.70	7.30	98.60	8.21	101.5	8.45	105.5	8.62	108.4	8.78
			500.0	76.80	5.17	83.20	6.14	90.70	7.16	98.60	8.07	101.5	8.25	105.5	8.48	108.4	8.55
554.0			76.80	5.08	83.20	6.00	90.70	7.04	98.60	7.95	101.5	8.08	105.5	8.36	108.4	8.35	
20		169.2	76.80	7.22	83.20	8.43	90.70	9.81	98.60	11.03	101.5	11.29	105.5	11.57	108.4	11.80	
		220.5	76.80	7.07	83.20	8.29	90.70	9.65	98.60	10.86	101.5	11.13	105.5	11.39	108.4	11.61	
		423.0	76.80	6.51	83.20	7.72	90.70	9.00	98.60	10.14	101.5	10.41	105.5	10.66	108.4	10.85	
		500.0	76.80	6.34	83.20	7.57	90.70	8.82	98.60	9.95	101.5	10.21	105.5	10.48	108.4	10.56	
		554.0	76.80	6.19	83.20	7.45	90.70	8.67	98.60	9.78	101.5	10.04	105.5	10.32	108.4	10.29	
25		169.2	76.80	8.85	83.20	10.27	90.70	11.94	98.60	13.44	101.5	13.80	105.5	14.14	108.4	14.35	
		220.5	76.80	8.68	83.20	10.11	90.70	11.75	98.60	13.23	101.5	13.57	105.5	13.92	108.4	14.14	
		423.0	76.80	7.95	83.20	9.42	90.70	10.99	98.60	12.39	101.5	12.65	105.5	13.00	108.4	13.23	
		500.0	76.80	7.72	83.20	9.23	90.70	10.78	98.60	12.14	101.5	12.44	105.5	12.78	108.4	12.89	

7. Capacity Tables

Combi. (%)	Inlet Water Temp. (°C)	Water Flow Rate (LPM)	Indoor Air Temp. (°C, DB/WB)													
			20.0 / 14.0		23.0 / 16.0		26.0 / 18.0		27.0 / 19.0		28.0 / 20.0		30.0 / 22.0		32.0 / 24.0	
			TC	PI	TC	PI	TC	PI	TC	PI	TC	PI	TC	PI	TC	PI
80	25	554.0	76.80	7.61	83.20	9.13	90.70	10.66	98.60	12.00	101.5	12.32	105.5	12.65	108.4	12.71
	30	169.2	76.80	10.83	83.20	12.59	90.70	14.71	98.60	16.55	101.5	16.92	105.5	17.34	108.4	17.69
		220.5	76.80	10.63	83.20	12.40	90.70	14.48	98.60	16.28	101.5	16.67	105.5	17.06	108.4	17.41
		423.0	76.80	9.80	83.20	11.60	90.70	13.53	98.60	15.22	101.5	15.60	105.5	15.97	108.4	16.28
		500.0	76.80	9.53	83.20	11.34	90.70	13.23	98.60	14.92	101.5	15.30	105.5	15.67	108.4	15.87
		554.0	76.80	9.32	83.20	11.13	90.70	12.98	98.60	14.66	101.5	15.05	105.5	15.42	108.4	15.51
	35	169.2	76.80	12.07	83.20	14.01	90.70	16.31	98.60	18.38	101.5	18.84	105.5	19.30	108.4	19.64
		220.5	76.80	11.83	83.20	13.80	90.70	16.06	98.60	18.10	101.5	18.54	105.5	18.99	108.4	19.33
		423.0	76.80	10.89	83.20	12.89	90.70	15.04	98.60	16.92	101.5	17.33	105.5	17.74	108.4	18.08
		500.0	76.80	10.58	83.20	12.62	90.70	14.73	98.60	16.58	101.5	16.99	105.5	17.44	108.4	17.59
		554.0	76.80	10.31	83.20	12.38	90.70	14.46	98.60	16.30	101.5	16.70	105.5	17.18	108.4	17.18
	40	169.2	76.80	14.31	83.20	16.62	90.70	19.34	98.60	21.79	101.5	22.29	105.5	22.86	108.4	23.25
		220.5	76.80	14.03	83.20	16.35	90.70	19.03	98.60	21.45	101.5	21.93	105.5	22.50	108.4	22.88
		423.0	76.80	12.89	83.20	15.26	90.70	17.78	98.60	20.05	101.5	20.49	105.5	21.03	108.4	21.40
		500.0	76.80	12.51	83.20	14.96	90.70	17.41	98.60	19.64	101.5	20.12	105.5	20.65	108.4	20.84
		554.0	76.80	12.19	83.20	14.71	90.70	17.09	98.60	19.28	101.5	19.79	105.5	20.33	108.4	20.35
	45	169.2	76.80	16.53	83.20	19.24	90.70	22.38	98.60	25.20	101.5	25.74	105.5	26.43	108.4	26.84
		220.5	76.80	16.21	83.20	18.92	90.70	22.01	98.60	24.80	101.5	25.33	105.5	26.01	108.4	26.42
		423.0	76.80	14.89	83.20	17.63	90.70	20.53	98.60	23.17	101.5	23.67	105.5	24.30	108.4	24.72
		500.0	76.80	14.43	83.20	17.29	90.70	20.08	98.60	22.68	101.5	23.25	105.5	23.85	108.4	24.08
554.0		76.80	14.03	83.20	17.00	90.70	19.68	98.60	22.27	101.5	22.89	105.5	23.46	108.4	23.53	
70	10	169.2	67.30	3.57	72.90	4.17	79.40	4.82	86.20	5.43	88.80	5.64	92.20	5.79	94.80	5.80
		220.5	67.30	3.50	72.90	4.09	79.40	4.74	86.20	5.36	88.80	5.55	92.20	5.70	94.80	5.72
		423.0	67.30	3.26	72.90	3.80	79.40	4.45	86.20	5.08	88.80	5.19	92.20	5.33	94.80	5.40
		500.0	67.30	3.19	72.90	3.73	79.40	4.38	86.20	4.93	88.80	5.03	92.20	5.18	94.80	5.25
		554.0	67.30	3.15	72.90	3.66	79.40	4.31	86.20	4.81	88.80	4.89	92.20	5.04	94.80	5.12
	15	169.2	67.30	4.88	72.90	5.67	79.40	6.59	86.20	7.42	88.80	7.62	92.20	7.81	94.80	7.92
		220.5	67.30	4.79	72.90	5.58	79.40	6.49	86.20	7.30	88.80	7.50	92.20	7.69	94.80	7.80
		423.0	67.30	4.41	72.90	5.19	79.40	6.06	86.20	6.85	88.80	7.01	92.20	7.20	94.80	7.30
		500.0	67.30	4.30	72.90	5.09	79.40	5.95	86.20	6.71	88.80	6.85	92.20	7.05	94.80	7.12
		554.0	67.30	4.22	72.90	5.01	79.40	5.87	86.20	6.59	88.80	6.72	92.20	6.91	94.80	6.97
	20	169.2	67.30	6.04	72.90	7.01	79.40	8.16	86.20	9.20	88.80	9.38	92.20	9.61	94.80	9.81
		220.5	67.30	5.92	72.90	6.89	79.40	8.04	86.20	9.05	88.80	9.23	92.20	9.46	94.80	9.65
		423.0	67.30	5.43	72.90	6.44	79.40	7.50	86.20	8.45	88.80	8.62	92.20	8.86	94.80	9.00
		500.0	67.30	5.28	72.90	6.29	79.40	7.35	86.20	8.29	88.80	8.48	92.20	8.71	94.80	8.78
		554.0	67.30	5.14	72.90	6.17	79.40	7.21	86.20	8.15	88.80	8.36	92.20	8.57	94.80	8.60
	25	169.2	67.30	7.34	72.90	8.55	79.40	9.91	86.20	11.19	88.80	11.44	92.20	11.71	94.80	11.94
		220.5	67.30	7.20	72.90	8.41	79.40	9.76	86.20	11.01	88.80	11.28	92.20	11.54	94.80	11.75
		423.0	67.30	6.63	72.90	7.84	79.40	9.16	86.20	10.28	88.80	10.56	92.20	10.82	94.80	10.99
		500.0	67.30	6.44	72.90	7.69	79.40	8.96	86.20	10.11	88.80	10.32	92.20	10.58	94.80	10.69
		554.0	67.30	6.35	72.90	7.61	79.40	8.88	86.20	10.01	88.80	10.21	92.20	10.48	94.80	10.54
30	169.2	67.30	9.03	72.90	10.49	79.40	12.22	86.20	13.74	88.80	14.09	92.20	14.43	94.80	14.71	
	220.5	67.30	8.86	72.90	10.33	79.40	12.03	86.20	13.53	88.80	13.88	92.20	14.22	94.80	14.48	
	423.0	67.30	8.14	72.90	9.65	79.40	11.23	86.20	12.65	88.80	12.96	92.20	13.30	94.80	13.53	
	500.0	67.30	7.91	72.90	9.46	79.40	10.99	86.20	12.39	88.80	12.73	92.20	13.03	94.80	13.19	
	554.0	67.30	7.72	72.90	9.29	79.40	10.79	86.20	12.18	88.80	12.53	92.20	12.79	94.80	12.90	
35	169.2	67.30	10.03	72.90	11.63	79.40	13.60	86.20	15.27	88.80	15.67	92.20	16.05	94.80	16.31	
	220.5	67.30	9.84	72.90	11.46	79.40	13.39	86.20	15.03	88.80	15.42	92.20	15.80	94.80	16.06	
	423.0	67.30	9.05	72.90	10.74	79.40	12.48	86.20	14.05	88.80	14.39	92.20	14.76	94.80	15.04	
	500.0	67.30	8.78	72.90	10.48	79.40	12.24	86.20	13.80	88.80	14.14	92.20	14.51	94.80	14.66	
	554.0	67.30	8.57	72.90	10.25	79.40	12.04	86.20	13.58	88.80	13.92	92.20	14.28	94.80	14.33	
40	169.2	67.30	11.88	72.90	13.78	79.40	16.08	86.20	18.12	88.80	18.53	92.20	18.99	94.80	19.33	
	220.5	67.30	11.64	72.90	13.57	79.40	15.83	86.20	17.84	88.80	18.25	92.20	18.69	94.80	19.03	
	423.0	67.30	10.69	72.90	12.69	79.40	14.81	86.20	16.66	88.80	17.07	92.20	17.48	94.80	17.82	
	500.0	67.30	10.41	72.90	12.44	79.40	14.47	86.20	16.32	88.80	16.73	92.20	17.17	94.80	17.33	

7. Capacity Tables

Combi. (%)	Inlet Water Temp. (°C)	Water Flow Rate (LPM)	Indoor Air Temp. (°C, DB/WB)														
			20.0 / 14.0		23.0 / 16.0		26.0 / 18.0		27.0 / 19.0		28.0 / 20.0		30.0 / 22.0		32.0 / 24.0		
			TC	PI	TC	PI	TC	PI	TC	PI	TC	PI	TC	PI	TC	PI	
70	40	554.0	67.30	10.14	72.90	12.22	79.40	14.19	86.20	16.03	88.80	16.45	92.20	16.90	94.80	16.90	
	45	169.2	67.30	13.73	72.90	15.93	79.40	18.56	86.20	20.96	88.80	21.40	92.20	21.95	94.80	22.36	
		220.5	67.30	13.46	72.90	15.68	79.40	18.28	86.20	20.63	88.80	21.07	92.20	21.60	94.80	22.02	
		423.0	67.30	12.35	72.90	14.66	79.40	17.14	86.20	19.25	88.80	19.74	92.20	20.19	94.80	20.61	
		500.0	67.30	12.02	72.90	14.39	79.40	16.69	86.20	18.83	88.80	19.33	92.20	19.85	94.80	20.01	
		554.0	67.30	11.73	72.90	14.15	79.40	16.31	86.20	18.47	88.80	18.97	92.20	19.57	94.80	19.49	
60	10	169.2	57.70	2.88	62.50	3.32	67.90	3.81	73.90	4.38	76.10	4.50	79.20	4.55	81.40	4.62	
		220.5	57.70	2.85	62.50	3.27	67.90	3.76	73.90	4.31	76.10	4.41	79.20	4.49	81.40	4.57	
		423.0	57.70	2.66	62.50	3.04	67.90	3.59	73.90	4.03	76.10	4.09	79.20	4.24	81.40	4.32	
		500.0	57.70	2.57	62.50	3.01	67.90	3.52	73.90	3.94	76.10	4.03	79.20	4.13	81.40	4.21	
		554.0	57.70	2.49	62.50	2.98	67.90	3.45	73.90	3.88	76.10	3.98	79.20	4.03	81.40	4.10	
	15	169.2	57.70	3.88	62.50	4.52	67.90	5.23	73.90	5.94	76.10	6.10	79.20	6.20	81.40	6.31	
		220.5	57.70	3.81	62.50	4.44	67.90	5.16	73.90	5.85	76.10	6.00	79.20	6.11	81.40	6.22	
		423.0	57.70	3.51	62.50	4.14	67.90	4.86	73.90	5.46	76.10	5.58	79.20	5.73	81.40	5.84	
		500.0	57.70	3.39	62.50	4.07	67.90	4.75	73.90	5.35	76.10	5.46	79.20	5.60	81.40	5.69	
		554.0	57.70	3.29	62.50	4.00	67.90	4.67	73.90	5.25	76.10	5.36	79.20	5.50	81.40	5.55	
	20	169.2	57.70	4.80	62.50	5.60	67.90	6.51	73.90	7.31	76.10	7.50	79.20	7.66	81.40	7.81	
		220.5	57.70	4.71	62.50	5.51	67.90	6.42	73.90	7.19	76.10	7.38	79.20	7.54	81.40	7.69	
		423.0	57.70	4.34	62.50	5.13	67.90	6.00	73.90	6.75	76.10	6.89	79.20	7.05	81.40	7.20	
		500.0	57.70	4.22	62.50	5.02	67.90	5.84	73.90	6.59	76.10	6.75	79.20	6.93	81.40	7.01	
		554.0	57.70	4.12	62.50	4.91	67.90	5.70	73.90	6.45	76.10	6.62	79.20	6.83	81.40	6.84	
	25	169.2	57.70	5.84	62.50	6.82	67.90	7.94	73.90	8.92	76.10	9.12	79.20	9.33	81.40	9.53	
		220.5	57.70	5.72	62.50	6.70	67.90	7.80	73.90	8.78	76.10	8.98	79.20	9.19	81.40	9.38	
		423.0	57.70	5.28	62.50	6.25	67.90	7.26	73.90	8.21	76.10	8.41	79.20	8.62	81.40	8.78	
		500.0	57.70	5.13	62.50	6.10	67.90	7.12	73.90	8.03	76.10	8.25	79.20	8.45	81.40	8.55	
		554.0	57.70	5.05	62.50	6.03	67.90	7.05	73.90	7.93	76.10	8.17	79.20	8.35	81.40	8.45	
	30	169.2	57.70	7.19	62.50	8.35	67.90	9.73	73.90	10.95	76.10	11.22	79.20	11.49	81.40	11.72	
		220.5	57.70	7.05	62.50	8.22	67.90	9.58	73.90	10.79	76.10	11.05	79.20	11.31	81.40	11.54	
		423.0	57.70	6.48	62.50	7.69	67.90	8.96	73.90	10.11	76.10	10.32	79.20	10.58	81.40	10.78	
		500.0	57.70	6.29	62.50	7.54	67.90	8.78	73.90	9.91	76.10	10.14	79.20	10.41	81.40	10.52	
		554.0	57.70	6.14	62.50	7.41	67.90	8.63	73.90	9.74	76.10	9.98	79.20	10.25	81.40	10.30	
	35	169.2	57.70	8.00	62.50	9.31	67.90	10.84	73.90	12.18	76.10	12.48	79.20	12.79	81.40	13.03	
		220.5	57.70	7.84	62.50	9.15	67.90	10.68	73.90	11.99	76.10	12.29	79.20	12.58	81.40	12.82	
		423.0	57.70	7.20	62.50	8.55	67.90	9.95	73.90	11.23	76.10	11.49	79.20	11.76	81.40	11.98	
		500.0	57.70	7.01	62.50	8.37	67.90	9.76	73.90	10.99	76.10	11.27	79.20	11.57	81.40	11.68	
		554.0	57.70	6.84	62.50	8.22	67.90	9.59	73.90	10.79	76.10	11.07	79.20	11.40	81.40	11.42	
	40	169.2	57.70	9.46	62.50	10.99	67.90	12.83	73.90	14.45	76.10	14.79	79.20	15.12	81.40	15.43	
		220.5	57.70	9.28	62.50	10.83	67.90	12.62	73.90	14.21	76.10	14.55	79.20	14.89	81.40	15.19	
		423.0	57.70	8.55	62.50	10.14	67.90	11.79	73.90	13.26	76.10	13.60	79.20	13.94	81.40	14.21	
		500.0	57.70	8.29	62.50	9.91	67.90	11.57	73.90	13.00	76.10	13.34	79.20	13.68	81.40	13.84	
		554.0	57.70	8.07	62.50	9.71	67.90	11.38	73.90	12.78	76.10	13.12	79.20	13.46	81.40	13.51	
	45	169.2	57.70	10.89	62.50	12.65	67.90	14.82	73.90	16.72	76.10	17.08	79.20	17.44	81.40	17.84	
		220.5	57.70	10.70	62.50	12.46	67.90	14.59	73.90	16.44	76.10	16.81	79.20	17.18	81.40	17.56	
		423.0	57.70	9.91	62.50	11.72	67.90	13.64	73.90	15.30	76.10	15.71	79.20	16.12	81.40	16.42	
		500.0	57.70	9.57	62.50	11.45	67.90	13.38	73.90	15.00	76.10	15.41	79.20	15.79	81.40	15.97	
		554.0	57.70	9.29	62.50	11.22	67.90	13.16	73.90	14.74	76.10	15.15	79.20	15.50	81.40	15.58	
	50	10	169.2	48.00	2.29	52.00	2.58	56.70	2.97	61.60	3.23	63.40	3.29	66.00	3.43	67.70	3.46
			220.5	48.00	2.27	52.00	2.55	56.70	2.94	61.60	3.19	63.40	3.26	66.00	3.37	67.70	3.41
			423.0	48.00	2.15	52.00	2.43	56.70	2.75	61.60	3.01	63.40	3.12	66.00	3.12	67.70	3.19
			500.0	48.00	2.14	52.00	2.43	56.70	2.69	61.60	2.95	63.40	2.97	66.00	3.08	67.70	3.08
			554.0	48.00	2.13	52.00	2.43	56.70	2.63	61.60	2.90	63.40	2.85	66.00	3.05	67.70	2.98
		15	169.2	48.00	2.91	52.00	3.37	56.70	3.94	61.60	4.40	63.40	4.52	66.00	4.64	67.70	4.72
			220.5	48.00	2.88	52.00	3.32	56.70	3.88	61.60	4.33	63.40	4.45	66.00	4.57	67.70	4.64
			423.0	48.00	2.69	52.00	3.09	56.70	3.62	61.60	4.07	63.40	4.18	66.00	4.27	67.70	4.34
500.0			48.00	2.62	52.00	3.06	56.70	3.53	61.60	3.99	63.40	4.07	66.00	4.18	67.70	4.22	

7. Capacity Tables

Combi. (%)	Inlet Water Temp. (°C)	Water Flow Rate (LPM)	Indoor Air Temp. (°C, DB/WB)													
			20.0 / 14.0		23.0 / 16.0		26.0 / 18.0		27.0 / 19.0		28.0 / 20.0		30.0 / 22.0		32.0 / 24.0	
			TC	PI	TC	PI	TC	PI	TC	PI	TC	PI	TC	PI	TC	PI
50	15	554.0	48.00	2.56	52.00	3.02	56.70	3.47	61.60	3.93	63.40	3.97	66.00	4.11	67.70	4.12
	20	169.2	48.00	3.57	52.00	4.18	56.70	4.82	61.60	5.43	63.40	5.60	66.00	5.70	67.70	5.83
		220.5	48.00	3.50	52.00	4.11	56.70	4.74	61.60	5.35	63.40	5.51	66.00	5.61	67.70	5.74
		423.0	48.00	3.24	52.00	3.81	56.70	4.44	61.60	5.02	63.40	5.13	66.00	5.28	67.70	5.35
		500.0	48.00	3.12	52.00	3.73	56.70	4.37	61.60	4.94	63.40	5.05	66.00	5.17	67.70	5.23
		554.0	48.00	3.02	52.00	3.66	56.70	4.30	61.60	4.87	63.40	4.99	66.00	5.08	67.70	5.13
	25	169.2	48.00	4.34	52.00	5.05	56.70	5.90	61.60	6.67	63.40	6.82	66.00	6.97	67.70	7.07
		220.5	48.00	4.26	52.00	4.98	56.70	5.81	61.60	6.55	63.40	6.70	66.00	6.85	67.70	6.97
		423.0	48.00	3.93	52.00	4.68	56.70	5.43	61.60	6.10	63.40	6.25	66.00	6.41	67.70	6.55
		500.0	48.00	3.81	52.00	4.56	56.70	5.31	61.60	6.00	63.40	6.14	66.00	6.29	67.70	6.37
		554.0	48.00	3.75	52.00	4.50	56.70	5.25	61.60	5.94	63.40	6.08	66.00	6.24	67.70	6.28
	30	169.2	48.00	5.39	52.00	6.24	56.70	7.29	61.60	8.20	63.40	8.39	66.00	8.57	67.70	8.72
		220.5	48.00	5.27	52.00	6.15	56.70	7.17	61.60	8.08	63.40	8.25	66.00	8.45	67.70	8.58
		423.0	48.00	4.82	52.00	5.73	56.70	6.67	61.60	7.54	63.40	7.69	66.00	7.91	67.70	8.03
		500.0	48.00	4.72	52.00	5.60	56.70	6.55	61.60	7.39	63.40	7.57	66.00	7.76	67.70	7.84
		554.0	48.00	4.63	52.00	5.50	56.70	6.45	61.60	7.25	63.40	7.48	66.00	7.63	67.70	7.67
	35	169.2	48.00	5.96	52.00	6.93	56.70	8.09	61.60	9.07	63.40	9.31	66.00	9.53	67.70	9.68
		220.5	48.00	5.84	52.00	6.81	56.70	7.95	61.60	8.93	63.40	9.15	66.00	9.38	67.70	9.53
		423.0	48.00	5.39	52.00	6.37	56.70	7.42	61.60	8.37	63.40	8.55	66.00	8.78	67.70	8.92
		500.0	48.00	5.23	52.00	6.25	56.70	7.26	61.60	8.21	63.40	8.41	66.00	8.62	67.70	8.71
		554.0	48.00	5.09	52.00	6.15	56.70	7.13	61.60	8.08	63.40	8.28	66.00	8.49	67.70	8.53
	40	169.2	48.00	7.08	52.00	8.20	56.70	9.57	61.60	10.76	63.40	11.03	66.00	11.29	67.70	11.49
		220.5	48.00	6.93	52.00	8.08	56.70	9.41	61.60	10.60	63.40	10.86	66.00	11.13	67.70	11.31
		423.0	48.00	6.37	52.00	7.54	56.70	8.78	61.60	9.91	63.40	10.14	66.00	10.41	67.70	10.58
		500.0	48.00	6.18	52.00	7.39	56.70	8.62	61.60	9.73	63.40	9.95	66.00	10.21	67.70	10.28
		554.0	48.00	6.01	52.00	7.25	56.70	8.49	61.60	9.58	63.40	9.78	66.00	10.04	67.70	10.02
	45	169.2	48.00	8.20	52.00	9.46	56.70	11.08	61.60	12.45	63.40	12.75	66.00	13.06	67.70	13.29
		220.5	48.00	8.04	52.00	9.31	56.70	10.89	61.60	12.26	63.40	12.55	66.00	12.86	67.70	13.08
		423.0	48.00	7.35	52.00	8.71	56.70	10.14	61.60	11.45	63.40	11.72	66.00	12.02	67.70	12.24
		500.0	48.00	7.12	52.00	8.51	56.70	9.98	61.60	11.23	63.40	11.49	66.00	11.79	67.70	11.87
		554.0	48.00	6.93	52.00	8.34	56.70	9.85	61.60	11.05	63.40	11.29	66.00	11.59	67.70	11.54

Note

- TC: Total Capacity(kW), PI : Power Input(kW)
- Capacity tables show the average value of conditions which may occur.
- The minimum flow rate of the product is based on 50% of the rated flow rate or the value indicated in the specification table, whichever is greater. However, when the 'Variable Water Flow Valve Control KIT' is applied, the minimum flow rate is allowed to 40% (gray colored area) of the rated flow rate.
- If the flow rate is less than minimum flow rate and the indoor unit combination ratio exceeds 130%, ask to LG Electronics even if the 'Variable Water Flow Valve Control KIT' is applied.

7. Capacity Tables

CRWM460LAS5

Combi. (%)	Inlet Water Temp. (°C)	Water Flow Rate (LPM)	Indoor Air Temp. (°C, DB/WB)														
			20.0 / 14.0		23.0 / 16.0		26.0 / 18.0		27.0 / 19.0		28.0 / 20.0		30.0 / 22.0		32.0 / 24.0		
			TC	PI	TC	PI	TC	PI	TC	PI	TC	PI	TC	PI	TC	PI	
130	10	176.8	119.7	7.40	129.7	8.68	141.2	10.11	153.4	11.33	158.0	11.59	164.3	11.97	168.8	12.13	
		220.5	119.7	7.30	129.7	8.55	141.2	9.97	153.4	11.19	158.0	11.45	164.3	11.80	168.8	11.99	
		442.0	119.7	6.74	129.7	7.90	141.2	9.24	153.4	10.42	158.0	10.73	164.3	10.95	168.8	11.23	
		523.8	119.7	6.55	129.7	7.80	141.2	9.10	153.4	10.20	158.0	10.50	164.3	10.77	168.8	10.91	
		580.0	119.7	6.36	129.7	7.70	141.2	8.97	153.4	9.99	158.0	10.28	164.3	10.60	168.8	10.61	
	15	176.8	117.7	9.75	127.6	11.37	138.9	13.25	150.9	14.89	155.5	15.24	161.5	15.64	166.1	15.91	
		220.5	117.7	9.61	127.6	11.22	138.9	13.07	150.9	14.70	155.5	15.05	161.5	15.43	166.1	15.72	
		442.0	117.7	8.83	127.6	10.43	138.9	12.17	150.9	13.70	155.5	14.06	161.5	14.42	166.1	14.72	
		523.8	117.7	8.58	127.6	10.24	138.9	11.93	150.9	13.43	155.5	13.78	161.5	14.14	166.1	14.37	
		580.0	117.7	8.35	127.6	10.05	138.9	11.70	150.9	13.19	155.5	13.53	161.5	13.88	166.1	14.05	
	20	176.8	116.1	11.85	125.8	13.76	136.9	16.05	148.8	18.05	153.2	18.49	159.1	18.92	163.7	19.27	
		220.5	116.1	11.65	125.8	13.58	136.9	15.84	148.8	17.82	153.2	18.25	159.1	18.69	163.7	19.04	
		442.0	116.1	10.67	125.8	12.69	136.9	14.77	148.8	16.62	153.2	17.02	159.1	17.49	163.7	17.84	
		523.8	116.1	10.39	125.8	12.40	136.9	14.46	148.8	16.30	153.2	16.69	159.1	17.12	163.7	17.45	
		580.0	116.1	10.14	125.8	12.13	136.9	14.17	148.8	16.00	153.2	16.38	159.1	16.77	163.7	17.09	
	25	176.8	116.1	14.62	125.8	16.96	136.9	19.77	148.8	22.30	153.2	22.81	159.1	23.35	163.7	23.75	
		220.5	116.1	14.38	125.8	16.74	136.9	19.51	148.8	22.00	153.2	22.51	159.1	23.06	163.7	23.46	
		442.0	116.1	13.18	125.8	15.63	136.9	18.19	148.8	20.48	153.2	20.98	159.1	21.58	163.7	21.97	
		523.8	116.1	12.79	125.8	15.28	136.9	17.84	148.8	20.08	153.2	20.59	159.1	21.14	163.7	21.49	
		580.0	116.1	12.60	125.8	15.10	136.9	17.66	148.8	19.88	153.2	20.39	159.1	20.93	163.7	21.27	
	30	176.8	116.1	17.56	125.8	20.38	136.9	23.72	148.8	26.73	153.2	27.37	159.1	28.04	163.7	28.50	
		220.5	116.1	17.27	125.8	20.11	136.9	23.41	148.8	26.38	153.2	27.02	159.1	27.69	163.7	28.15	
		442.0	116.1	15.78	125.8	18.75	136.9	21.84	148.8	24.57	153.2	25.20	159.1	25.87	163.7	26.38	
		523.8	116.1	15.35	125.8	18.36	136.9	21.38	148.8	24.10	153.2	24.73	159.1	25.35	163.7	25.79	
		580.0	116.1	14.95	125.8	18.00	136.9	20.95	148.8	23.66	153.2	24.29	159.1	24.86	163.7	25.22	
	35	176.8	104.5	17.72	113.1	20.62	123.1	24.01	133.9	27.01	138.0	27.70	143.3	28.36	147.3	28.82	
		220.5	104.5	17.44	113.1	20.35	123.1	23.70	133.9	26.66	138.0	27.34	143.3	28.00	147.3	28.47	
		442.0	104.5	15.99	113.1	18.93	123.1	22.09	133.9	24.88	138.0	25.48	143.3	26.15	147.3	26.69	
		523.8	104.5	15.56	113.1	18.54	123.1	21.62	133.9	24.38	138.0	25.00	143.3	25.64	147.3	26.07	
		580.0	104.5	15.16	113.1	18.18	123.1	21.18	133.9	23.91	138.0	24.55	143.3	25.16	147.3	25.48	
	40	176.8	92.80	18.73	100.5	21.73	109.5	25.34	118.9	28.49	122.6	29.17	127.4	29.87	131.0	30.42	
		220.5	92.80	18.42	100.5	21.44	109.5	25.01	118.9	28.12	122.6	28.80	127.4	29.50	131.0	30.05	
		442.0	92.80	16.85	100.5	20.00	109.5	23.31	118.9	26.22	122.6	26.90	127.4	27.60	131.0	28.15	
		523.8	92.80	16.38	100.5	19.57	109.5	22.79	118.9	25.71	122.6	26.38	127.4	27.05	131.0	27.52	
		580.0	92.80	15.94	100.5	19.17	109.5	22.30	118.9	25.23	122.6	25.89	127.4	26.52	131.0	26.91	
	45	176.8	81.20	19.74	88.10	22.83	95.70	26.65	104.2	29.98	107.4	30.63	111.3	31.37	114.6	32.03	
		220.5	81.20	19.42	88.10	22.54	95.70	26.30	104.2	29.59	107.4	30.24	111.3	30.98	114.6	31.64	
		442.0	81.20	17.72	88.10	21.06	95.70	24.53	104.2	27.57	107.4	28.32	111.3	29.06	114.6	29.61	
		523.8	81.20	17.20	88.10	20.59	95.70	23.98	104.2	27.05	107.4	27.76	111.3	28.47	114.6	28.98	
		580.0	81.20	16.71	88.10	20.15	95.70	23.46	104.2	26.56	107.4	27.23	111.3	27.91	114.6	28.38	
	120	10	176.8	113.4	7.06	122.6	8.23	133.7	9.53	145.2	10.73	149.5	11.07	155.5	11.33	159.8	11.46
			220.5	113.4	6.94	122.6	8.12	133.7	9.41	145.2	10.59	149.5	10.91	155.5	11.17	159.8	11.32
			442.0	113.4	6.35	122.6	7.56	133.7	8.83	145.2	9.88	149.5	10.11	155.5	10.38	159.8	10.60
			523.8	113.4	6.15	122.6	7.33	133.7	8.62	145.2	9.65	149.5	9.96	155.5	10.18	159.8	10.38
			580.0	113.4	5.95	122.6	7.10	133.7	8.42	145.2	9.43	149.5	9.81	155.5	10.00	159.8	10.17
15		176.8	112.0	9.36	121.2	10.89	132.2	12.65	143.6	14.25	147.9	14.61	153.7	14.97	158.0	15.19	
		220.5	112.0	9.21	121.2	10.75	132.2	12.48	143.6	14.07	147.9	14.43	153.7	14.78	158.0	15.01	
		442.0	112.0	8.43	121.2	10.00	132.2	11.66	143.6	13.12	147.9	13.43	153.7	13.78	158.0	14.06	
		523.8	112.0	8.19	121.2	9.76	132.2	11.42	143.6	12.83	147.9	13.18	153.7	13.51	158.0	13.74	
		580.0	112.0	7.96	121.2	9.53	132.2	11.20	143.6	12.56	147.9	12.95	153.7	13.27	158.0	13.45	
20		176.8	110.8	11.41	120.0	13.25	130.8	15.41	142.1	17.37	146.4	17.76	152.1	18.19	156.4	18.50	
		220.5	110.8	11.23	120.0	13.07	130.8	15.20	142.1	17.15	146.4	17.54	152.1	17.96	156.4	18.27	
		442.0	110.8	10.28	120.0	12.17	130.8	14.17	142.1	15.99	146.4	16.38	152.1	16.81	156.4	17.12	
		523.8	110.8	10.00	120.0	11.93	130.8	13.90	142.1	15.67	146.4	16.06	152.1	16.46	156.4	16.73	

7. Capacity Tables

Combi. (%)	Inlet Water Temp. (°C)	Water Flow Rate (LPM)	Indoor Air Temp. (°C, DB/WB)													
			20.0 / 14.0		23.0 / 16.0		26.0 / 18.0		27.0 / 19.0		28.0 / 20.0		30.0 / 22.0		32.0 / 24.0	
			TC	PI	TC	PI	TC	PI	TC	PI	TC	PI	TC	PI	TC	PI
120	20	580.0	110.8	9.74	120.0	11.70	130.8	13.66	142.1	15.37	146.4	15.77	152.1	16.14	156.4	16.36
	176.8	110.8	14.02	120.0	16.30	130.8	18.97	142.1	21.33	146.4	21.84	152.1	22.40	156.4	22.79	
	25	220.5	110.8	13.80	120.0	16.08	130.8	18.72	142.1	21.06	146.4	21.56	152.1	22.11	156.4	22.51
		442.0	110.8	12.65	120.0	14.96	130.8	17.45	142.1	19.65	146.4	20.12	152.1	20.63	156.4	21.06
		523.8	110.8	12.29	120.0	14.64	130.8	17.08	142.1	19.25	146.4	19.72	152.1	20.24	156.4	20.55
		580.0	110.8	12.11	120.0	14.49	130.8	16.91	142.1	19.06	146.4	19.53	152.1	20.04	156.4	20.30
		176.8	110.8	16.91	120.0	19.69	130.8	22.94	142.1	25.82	146.4	26.41	152.1	27.08	156.4	27.55
	30	220.5	110.8	16.64	120.0	19.43	130.8	22.63	142.1	25.47	146.4	26.06	152.1	26.73	156.4	27.20
		442.0	110.8	15.28	120.0	18.11	130.8	21.06	142.1	23.74	146.4	24.33	152.1	24.96	156.4	25.44
		523.8	110.8	14.85	120.0	17.72	130.8	20.63	142.1	23.26	146.4	23.86	152.1	24.49	156.4	24.85
		580.0	110.8	14.45	120.0	17.36	130.8	20.22	142.1	22.81	146.4	23.42	152.1	24.04	156.4	24.29
		176.8	101.5	17.37	109.9	20.17	119.6	23.50	130.0	26.46	133.9	27.10	139.1	27.72	143.0	28.24
	35	220.5	101.5	17.08	109.9	19.90	119.6	23.19	130.0	26.11	133.9	26.74	139.1	27.37	143.0	27.88
		442.0	101.5	15.63	109.9	18.54	119.6	21.62	130.0	24.33	133.9	24.92	139.1	25.60	143.0	26.07
		523.8	101.5	15.20	109.9	18.15	119.6	21.19	130.0	23.86	133.9	24.45	139.1	25.09	143.0	25.48
		580.0	101.5	14.80	109.9	17.79	119.6	20.78	130.0	23.42	133.9	24.01	139.1	24.61	143.0	24.90
		176.8	92.00	18.67	99.60	21.70	108.5	25.29	118.0	28.45	121.5	29.13	126.2	29.85	129.7	30.38
	40	220.5	92.00	18.36	99.60	21.41	108.5	24.96	118.0	28.08	121.5	28.74	126.2	29.46	129.7	29.99
		442.0	92.00	16.85	99.60	19.96	108.5	23.26	118.0	26.18	121.5	26.81	126.2	27.52	129.7	28.07
		523.8	92.00	16.38	99.60	19.53	108.5	22.79	118.0	25.67	121.5	26.34	126.2	27.02	129.7	27.41
580.0		92.00	15.94	99.60	19.13	108.5	22.35	118.0	25.19	121.5	25.90	126.2	26.55	129.7	26.78	
176.8		82.50	19.99	89.40	23.21	97.30	27.10	106.1	30.45	109.2	31.17	113.4	31.97	116.4	32.55	
45	220.5	82.50	19.68	89.40	22.90	97.30	26.74	106.1	30.06	109.2	30.76	113.4	31.56	116.4	32.15	
	442.0	82.50	18.07	89.40	21.38	97.30	24.92	106.1	28.04	109.2	28.71	113.4	29.46	116.4	30.08	
	523.8	82.50	17.55	89.40	20.91	97.30	24.42	106.1	27.48	109.2	28.23	113.4	28.94	116.4	29.33	
	580.0	82.50	17.06	89.40	20.47	97.30	23.95	106.1	26.95	109.2	27.79	113.4	28.45	116.4	28.63	
	176.8	106.9	6.66	115.9	7.71	126.1	9.04	136.9	10.14	141.0	10.35	146.7	10.68	150.5	10.84	
110	10	220.5	106.9	6.56	115.9	7.61	126.1	8.91	136.9	10.00	141.0	10.23	146.7	10.54	150.5	10.70
		442.0	106.9	6.00	115.9	7.09	126.1	8.27	136.9	9.33	141.0	9.61	146.7	9.83	150.5	9.98
		523.8	106.9	5.84	115.9	6.94	126.1	8.08	136.9	9.18	141.0	9.32	146.7	9.64	150.5	9.75
		580.0	106.9	5.68	115.9	6.79	126.1	7.90	136.9	9.04	141.0	9.05	146.7	9.45	150.5	9.54
		176.8	106.2	8.92	115.0	10.37	125.3	12.09	136.1	13.61	140.3	13.93	145.8	14.29	149.8	14.53
	15	220.5	106.2	8.78	115.0	10.23	125.3	11.92	136.1	13.43	140.3	13.75	145.8	14.11	149.8	14.35
		442.0	106.2	8.03	115.0	9.53	125.3	11.10	136.1	12.52	140.3	12.83	145.8	13.16	149.8	13.39
		523.8	106.2	7.84	115.0	9.33	125.3	10.87	136.1	12.29	140.3	12.56	145.8	12.91	149.8	13.08
		580.0	106.2	7.66	115.0	9.14	125.3	10.65	136.1	12.07	140.3	12.32	145.8	12.68	149.8	12.79
		176.8	105.8	10.93	114.5	12.73	124.6	14.81	135.5	16.69	139.6	17.09	144.9	17.49	149.1	17.80
	20	220.5	105.8	10.75	114.5	12.56	124.6	14.61	135.5	16.47	139.6	16.87	144.9	17.27	149.1	17.58
		442.0	105.8	9.84	114.5	11.70	124.6	13.62	135.5	15.35	139.6	15.71	144.9	16.10	149.1	16.42
		523.8	105.8	9.61	114.5	11.45	124.6	13.35	135.5	15.04	139.6	15.43	144.9	15.83	149.1	16.03
		580.0	105.8	9.40	114.5	11.22	124.6	13.10	135.5	14.76	139.6	15.17	144.9	15.57	149.1	15.66
		176.8	105.8	13.37	114.5	15.57	124.6	18.13	135.5	20.41	139.6	20.88	144.9	21.41	149.1	21.80
	25	220.5	105.8	13.16	114.5	15.36	124.6	17.89	135.5	20.14	139.6	20.61	144.9	21.13	149.1	21.52
		442.0	105.8	12.09	114.5	14.33	124.6	16.69	135.5	18.79	139.6	19.25	144.9	19.72	149.1	20.12
		523.8	105.8	11.74	114.5	14.02	124.6	16.34	135.5	18.43	139.6	18.86	144.9	19.37	149.1	19.61
		580.0	105.8	11.55	114.5	13.86	124.6	16.17	135.5	18.25	139.6	18.66	144.9	19.19	149.1	19.35
		176.8	105.8	16.30	114.5	18.97	124.6	22.09	135.5	24.89	139.6	25.49	144.9	26.08	149.1	26.56
30	220.5	105.8	16.03	114.5	18.72	124.6	21.80	135.5	24.57	139.6	25.17	144.9	25.76	149.1	26.21	
	442.0	105.8	14.72	114.5	17.45	124.6	20.32	135.5	22.87	139.6	23.47	144.9	24.06	149.1	24.49	
	523.8	105.8	14.33	114.5	17.08	124.6	19.92	135.5	22.44	139.6	23.00	144.9	23.58	149.1	23.90	
	580.0	105.8	13.97	114.5	16.73	124.6	19.55	135.5	22.04	139.6	22.56	144.9	23.14	149.1	23.34	
	176.8	98.50	16.99	106.7	19.74	116.2	22.97	126.2	25.89	130.0	26.49	135.0	27.12	138.9	27.64	
35	220.5	98.50	16.72	106.7	19.48	116.2	22.66	126.2	25.54	130.0	26.14	135.0	26.77	138.9	27.29	
	442.0	98.50	15.32	106.7	18.15	116.2	21.14	126.2	23.82	130.0	24.38	135.0	25.00	138.9	25.48	
	523.8	98.50	14.89	106.7	17.76	116.2	20.71	126.2	23.35	130.0	23.94	135.0	24.53	138.9	24.85	

7. Capacity Tables

Combi. (%)	Inlet Water Temp. (°C)	Water Flow Rate (LPM)	Indoor Air Temp. (°C, DB/WB)														
			20.0 / 14.0		23.0 / 16.0		26.0 / 18.0		27.0 / 19.0		28.0 / 20.0		30.0 / 22.0		32.0 / 24.0		
			TC	PI	TC	PI	TC	PI	TC	PI	TC	PI	TC	PI	TC	PI	
110	35	580.0	98.50	14.48	106.7	17.39	116.2	20.30	126.2	22.91	130.0	23.53	135.0	24.09	138.9	24.25	
		176.8	91.20	18.64	98.90	21.70	107.6	25.25	117.0	28.42	120.5	29.09	125.2	29.81	128.7	30.36	
	40	220.5	91.20	18.33	98.90	21.41	107.6	24.93	117.0	28.05	120.5	28.70	125.2	29.42	128.7	29.97	
		442.0	91.20	16.81	98.90	19.92	107.6	23.23	117.0	26.15	120.5	26.77	125.2	27.48	128.7	28.00	
		523.8	91.20	16.34	98.90	19.49	107.6	22.76	117.0	25.64	120.5	26.30	125.2	26.98	128.7	27.29	
		580.0	91.20	15.89	98.90	19.08	107.6	22.31	117.0	25.16	120.5	25.86	125.2	26.51	128.7	26.62	
		176.8	83.90	20.28	91.10	23.67	98.90	27.54	107.7	30.94	110.9	31.69	115.3	32.48	118.5	33.08	
	45	220.5	83.90	19.96	91.10	23.35	98.90	27.17	107.7	30.53	110.9	31.28	115.3	32.07	118.5	32.65	
		442.0	83.90	18.31	91.10	21.70	98.90	25.31	107.7	28.47	110.9	29.18	115.3	29.96	118.5	30.51	
		523.8	83.90	17.80	91.10	21.23	98.90	24.81	107.7	27.91	110.9	28.67	115.3	29.42	118.5	29.73	
		580.0	83.90	17.32	91.10	20.78	98.90	24.34	107.7	27.37	110.9	28.19	115.3	28.90	118.5	28.99	
		176.8	100.5	6.30	108.8	7.33	118.5	8.41	128.8	9.59	132.7	9.72	137.7	10.05	141.7	10.25	
	100	10	220.5	100.5	6.20	108.8	7.23	118.5	8.31	128.8	9.47	132.7	9.60	137.7	9.92	141.7	10.11
			442.0	100.5	5.69	108.8	6.70	118.5	7.80	128.8	8.83	132.7	9.01	137.7	9.24	141.7	9.43
			523.8	100.5	5.49	108.8	6.56	118.5	7.61	128.8	8.64	132.7	8.83	137.7	9.05	141.7	9.12
580.0			100.5	5.29	108.8	6.43	118.5	7.43	128.8	8.46	132.7	8.66	137.7	8.87	141.7	8.83	
176.8			100.5	8.52	108.8	9.88	118.5	11.49	128.8	12.97	132.7	13.25	137.7	13.61	141.7	13.84	
15		220.5	100.5	8.38	108.8	9.75	118.5	11.35	128.8	12.80	132.7	13.08	137.7	13.43	141.7	13.66	
		442.0	100.5	7.68	108.8	9.10	118.5	10.60	128.8	11.93	132.7	12.21	137.7	12.52	141.7	12.75	
		523.8	100.5	7.44	108.8	8.89	118.5	10.35	128.8	11.70	132.7	11.97	137.7	12.29	141.7	12.40	
		580.0	100.5	7.22	108.8	8.69	118.5	10.12	128.8	11.48	132.7	11.74	137.7	12.07	141.7	12.08	
		176.8	100.5	10.48	108.8	12.15	118.5	14.21	128.8	15.96	132.7	16.38	137.7	16.77	141.7	17.04	
20		220.5	100.5	10.31	108.8	12.01	118.5	14.03	128.8	15.75	132.7	16.16	137.7	16.55	141.7	16.82	
		442.0	100.5	9.45	108.8	11.23	118.5	13.08	128.8	14.68	132.7	15.04	137.7	15.43	141.7	15.71	
		523.8	100.5	9.18	108.8	10.99	118.5	12.79	128.8	14.42	132.7	14.77	137.7	15.16	141.7	15.32	
		580.0	100.5	8.94	108.8	10.77	118.5	12.52	128.8	14.18	132.7	14.52	137.7	14.90	141.7	14.95	
		176.8	100.5	12.77	108.8	14.85	118.5	17.29	128.8	19.49	132.7	19.98	137.7	20.45	141.7	20.81	
25	220.5	100.5	12.56	108.8	14.65	118.5	17.06	128.8	19.23	132.7	19.71	137.7	20.18	141.7	20.54		
	442.0	100.5	11.53	108.8	13.65	118.5	15.91	128.8	17.92	132.7	18.36	137.7	18.82	141.7	19.18		
	523.8	100.5	11.23	108.8	13.39	118.5	15.59	128.8	17.55	132.7	17.99	137.7	18.46	141.7	18.66		
	580.0	100.5	11.06	108.8	13.25	118.5	15.43	128.8	17.38	132.7	17.82	137.7	18.29	141.7	18.40		
	176.8	100.5	15.70	108.8	18.29	118.5	21.29	128.8	23.97	132.7	24.53	137.7	25.13	141.7	25.60		
30	220.5	100.5	15.45	108.8	18.05	118.5	21.01	128.8	23.66	132.7	24.21	137.7	24.81	141.7	25.28		
	442.0	100.5	14.17	108.8	16.81	118.5	19.57	128.8	22.05	132.7	22.56	137.7	23.15	141.7	23.58		
	523.8	100.5	13.78	108.8	16.46	118.5	19.18	128.8	21.62	132.7	22.17	137.7	22.72	141.7	22.96		
	580.0	100.5	13.41	108.8	16.14	118.5	18.82	128.8	21.22	132.7	21.81	137.7	22.31	141.7	22.36		
	176.8	95.50	16.59	103.5	19.29	112.6	22.44	122.3	25.29	126.0	25.89	131.0	26.52	134.6	27.01		
35	220.5	95.50	16.32	103.5	19.04	112.6	22.15	122.3	24.96	126.0	25.54	131.0	26.17	134.6	26.66		
	442.0	95.50	14.96	103.5	17.76	112.6	20.67	122.3	23.26	126.0	23.82	131.0	24.45	134.6	24.88		
	523.8	95.50	14.57	103.5	17.37	112.6	20.24	122.3	22.83	126.0	23.39	131.0	23.98	134.6	24.21		
	580.0	95.50	14.20	103.5	17.01	112.6	19.84	122.3	22.43	126.0	22.98	131.0	23.55	134.6	23.57		
	176.8	90.40	18.65	97.90	21.66	106.7	25.21	115.9	28.37	119.3	29.06	124.2	29.77	127.4	30.28		
40	220.5	90.40	18.34	97.90	21.37	106.7	24.89	115.9	28.00	119.3	28.67	124.2	29.38	127.4	29.89		
	442.0	90.40	16.77	97.90	19.92	106.7	23.19	115.9	26.11	119.3	26.73	124.2	27.41	127.4	27.91		
	523.8	90.40	16.34	97.90	19.49	106.7	22.72	115.9	25.60	119.3	26.22	124.2	26.90	127.4	27.16		
	580.0	90.40	15.93	97.90	19.08	106.7	22.28	115.9	25.12	119.3	25.74	124.2	26.42	127.4	26.45		
	176.8	85.30	20.71	92.40	24.01	100.8	27.98	109.5	31.45	112.8	32.22	117.3	33.02	120.3	33.56		
45	220.5	85.30	20.36	92.40	23.70	100.8	27.61	109.5	31.04	112.8	31.79	117.3	32.59	120.3	33.13		
	442.0	85.30	18.58	92.40	22.09	100.8	25.71	109.5	28.94	112.8	29.64	117.3	30.36	120.3	30.94		
	523.8	85.30	18.11	92.40	21.62	100.8	25.20	109.5	28.35	112.8	29.06	117.3	29.81	120.3	30.12		
	580.0	85.30	17.66	92.40	21.18	100.8	24.72	109.5	27.78	112.8	28.50	117.3	29.27	120.3	29.34		
	176.8	90.40	5.36	97.90	6.21	106.7	7.26	115.9	8.23	119.3	8.37	124.2	8.55	127.4	8.83		
90	10	220.5	90.40	5.28	97.90	6.14	106.7	7.17	115.9	8.13	119.3	8.27	124.2	8.47	127.4	8.71	
		442.0	90.40	4.89	97.90	5.80	106.7	6.70	115.9	7.62	119.3	7.77	124.2	8.00	127.4	8.11	
		523.8	90.40	4.74	97.90	5.61	106.7	6.60	115.9	7.38	119.3	7.61	124.2	7.84	127.4	7.84	

7. Capacity Tables

Combi. (%)	Inlet Water Temp. (°C)	Water Flow Rate (LPM)	Indoor Air Temp. (°C, DB/WB)														
			20.0 / 14.0		23.0 / 16.0		26.0 / 18.0		27.0 / 19.0		28.0 / 20.0		30.0 / 22.0		32.0 / 24.0		
			TC	PI	TC	PI	TC	PI	TC	PI	TC	PI	TC	PI	TC	PI	
90	10	580.0	90.40	4.59	97.90	5.44	106.7	6.51	115.9	7.17	119.3	7.45	124.2	7.69	127.4	7.59	
	15	176.8	90.40	7.30	97.90	8.48	106.7	9.88	115.9	11.16	119.3	11.41	124.2	11.67	127.4	11.92	
		220.5	90.40	7.19	97.90	8.38	106.7	9.75	115.9	11.02	119.3	11.27	124.2	11.53	127.4	11.77	
		442.0	90.40	6.62	97.90	7.84	106.7	9.10	115.9	10.28	119.3	10.52	124.2	10.78	127.4	10.99	
		523.8	90.40	6.42	97.90	7.63	106.7	8.93	115.9	10.04	119.3	10.31	124.2	10.60	127.4	10.67	
		580.0	90.40	6.23	97.90	7.43	106.7	8.77	115.9	9.82	119.3	10.11	124.2	10.42	127.4	10.37	
	20	176.8	90.40	9.04	97.90	10.48	106.7	12.21	115.9	13.78	119.3	14.08	124.2	14.46	127.4	14.68	
		220.5	90.40	8.90	97.90	10.34	106.7	12.05	115.9	13.60	119.3	13.90	124.2	14.26	127.4	14.50	
		442.0	90.40	8.15	97.90	9.65	106.7	11.23	115.9	12.65	119.3	12.95	124.2	13.26	127.4	13.55	
		523.8	90.40	7.91	97.90	9.45	106.7	11.03	115.9	12.40	119.3	12.72	124.2	13.04	127.4	13.18	
		580.0	90.40	7.69	97.90	9.25	106.7	10.84	115.9	12.17	119.3	12.50	124.2	12.83	127.4	12.83	
	25	176.8	90.40	11.02	97.90	12.81	106.7	14.89	115.9	16.77	119.3	17.16	124.2	17.60	127.4	17.93	
		220.5	90.40	10.84	97.90	12.64	106.7	14.70	115.9	16.55	119.3	16.94	124.2	17.37	127.4	17.69	
		442.0	90.40	9.92	97.90	11.77	106.7	13.70	115.9	15.43	119.3	15.78	124.2	16.22	127.4	16.50	
		523.8	90.40	9.65	97.90	11.49	106.7	13.43	115.9	15.12	119.3	15.52	124.2	15.91	127.4	16.06	
		580.0	90.40	9.51	97.90	11.36	106.7	13.29	115.9	14.96	119.3	15.37	124.2	15.75	127.4	15.84	
	30	176.8	90.40	13.54	97.90	15.74	106.7	18.33	115.9	20.65	119.3	21.13	124.2	21.66	127.4	22.05	
		220.5	90.40	13.32	97.90	15.53	106.7	18.09	115.9	20.38	119.3	20.86	124.2	21.37	127.4	21.76	
		442.0	90.40	12.21	97.90	14.46	106.7	16.85	115.9	18.97	119.3	19.45	124.2	19.92	127.4	20.28	
		523.8	90.40	11.85	97.90	14.17	106.7	16.50	115.9	18.62	119.3	19.06	124.2	19.57	127.4	19.77	
		580.0	90.40	11.52	97.90	13.90	106.7	16.18	115.9	18.29	119.3	18.70	124.2	19.25	127.4	19.29	
	35	176.8	87.90	14.63	95.20	16.98	103.7	19.77	112.7	22.26	116.1	22.77	120.6	23.33	123.9	23.76	
		220.5	87.90	14.39	95.20	16.75	103.7	19.51	112.7	21.97	116.1	22.47	120.6	23.02	123.9	23.45	
		442.0	87.90	13.16	95.20	15.59	103.7	18.19	112.7	20.48	116.1	20.95	120.6	21.49	123.9	21.89	
		523.8	87.90	12.79	95.20	15.28	103.7	17.80	112.7	20.08	116.1	20.59	120.6	21.10	123.9	21.31	
		580.0	87.90	12.44	95.20	15.00	103.7	17.44	112.7	19.72	116.1	20.25	120.6	20.74	123.9	20.76	
	40	176.8	85.40	16.80	92.50	19.49	100.8	22.69	109.5	25.58	112.8	26.17	117.1	26.81	120.5	27.29	
		220.5	85.40	16.53	92.50	19.23	100.8	22.40	109.5	25.23	112.8	25.82	117.1	26.46	120.5	26.94	
		442.0	85.40	15.12	92.50	17.92	100.8	20.91	109.5	23.51	112.8	24.10	117.1	24.68	120.5	25.17	
		523.8	85.40	14.68	92.50	17.55	100.8	20.48	109.5	23.08	112.8	23.62	117.1	24.25	120.5	24.49	
		580.0	85.40	14.28	92.50	17.20	100.8	20.07	109.5	22.67	112.8	23.17	117.1	23.84	120.5	23.83	
	45	176.8	82.80	18.96	89.80	22.01	97.80	25.60	106.2	28.90	109.6	29.56	113.6	30.30	117.0	30.80	
		220.5	82.80	18.65	89.80	21.72	97.80	25.28	106.2	28.51	109.6	29.17	113.6	29.91	117.0	30.41	
		442.0	82.80	17.08	89.80	20.24	97.80	23.62	106.2	26.55	109.6	27.25	113.6	27.88	117.0	28.43	
		523.8	82.80	16.58	89.80	19.85	97.80	23.15	106.2	26.07	109.6	26.65	113.6	27.41	117.0	27.68	
		580.0	82.80	16.11	89.80	19.48	97.80	22.71	106.2	25.63	109.6	26.07	113.6	26.96	117.0	26.97	
	80	10	176.8	80.30	4.58	87.00	5.22	94.80	6.06	103.1	6.95	106.1	7.03	110.3	7.24	113.4	7.30
			220.5	80.30	4.50	87.00	5.16	94.80	6.00	103.1	6.85	106.1	6.95	110.3	7.14	113.4	7.21
			442.0	80.30	4.04	87.00	4.89	94.80	5.65	103.1	6.32	106.1	6.52	110.3	6.62	113.4	6.74
			523.8	80.30	4.02	87.00	4.74	94.80	5.53	103.1	6.21	106.1	6.31	110.3	6.52	113.4	6.60
			580.0	80.30	4.00	87.00	4.59	94.80	5.41	103.1	6.10	106.1	6.11	110.3	6.43	113.4	6.47
		15	176.8	80.30	6.15	87.00	7.12	94.80	8.28	103.1	9.36	106.1	9.56	110.3	9.81	113.4	9.96
			220.5	80.30	6.05	87.00	7.03	94.80	8.18	103.1	9.23	106.1	9.44	110.3	9.68	113.4	9.83
			442.0	80.30	5.52	87.00	6.57	94.80	7.63	103.1	8.58	106.1	8.83	110.3	9.01	113.4	9.18
			523.8	80.30	5.40	87.00	6.42	94.80	7.48	103.1	8.43	106.1	8.62	110.3	8.87	113.4	8.93
580.0			80.30	5.30	87.00	6.27	94.80	7.33	103.1	8.28	106.1	8.42	110.3	8.73	113.4	8.70	
20		176.8	80.30	7.55	87.00	8.81	94.80	10.25	103.1	11.53	106.1	11.80	110.3	12.09	113.4	12.33	
		220.5	80.30	7.42	87.00	8.69	94.80	10.11	103.1	11.38	106.1	11.65	110.3	11.93	113.4	12.16	
		442.0	80.30	6.81	87.00	8.07	94.80	9.40	103.1	10.60	106.1	10.87	110.3	11.14	113.4	11.34	
		523.8	80.30	6.62	87.00	7.91	94.80	9.22	103.1	10.39	106.1	10.67	110.3	10.95	113.4	11.03	
		580.0	80.30	6.44	87.00	7.76	94.80	9.05	103.1	10.19	106.1	10.48	110.3	10.76	113.4	10.74	
25		176.8	80.30	9.25	87.00	10.73	94.80	12.48	103.1	14.04	106.1	14.42	110.3	14.77	113.4	15.00	
		220.5	80.30	9.10	87.00	10.59	94.80	12.31	103.1	13.86	106.1	14.22	110.3	14.58	113.4	14.82	
		442.0	80.30	8.31	87.00	9.84	94.80	11.49	103.1	12.95	106.1	13.22	110.3	13.59	113.4	13.82	
		523.8	80.30	8.07	87.00	9.65	94.80	11.27	103.1	12.69	106.1	13.00	110.3	13.35	113.4	13.47	

7. Capacity Tables

Combi. (%)	Inlet Water Temp. (°C)	Water Flow Rate (LPM)	Indoor Air Temp. (°C, DB/WB)													
			20.0 / 14.0		23.0 / 16.0		26.0 / 18.0		27.0 / 19.0		28.0 / 20.0		30.0 / 22.0		32.0 / 24.0	
			TC	PI	TC	PI	TC	PI	TC	PI	TC	PI	TC	PI	TC	PI
80	25	580.0	80.30	7.95	87.00	9.55	94.80	11.14	103.1	12.54	106.1	12.87	110.3	13.22	113.4	13.29
		176.8	80.30	11.32	87.00	13.16	94.80	15.37	103.1	17.29	106.1	17.68	110.3	18.13	113.4	18.49
	30	220.5	80.30	11.14	87.00	12.99	94.80	15.17	103.1	17.06	106.1	17.46	110.3	17.89	113.4	18.25
		442.0	80.30	10.24	87.00	12.13	94.80	14.14	103.1	15.91	106.1	16.30	110.3	16.69	113.4	17.02
		523.8	80.30	9.96	87.00	11.85	94.80	13.82	103.1	15.59	106.1	15.99	110.3	16.38	113.4	16.58
		580.0	80.30	9.71	87.00	11.60	94.80	13.53	103.1	15.29	106.1	15.71	110.3	16.10	113.4	16.16
		176.8	80.30	12.61	87.00	14.64	94.80	17.04	103.1	19.21	106.1	19.69	110.3	20.17	113.4	20.53
	35	220.5	80.30	12.40	87.00	14.46	94.80	16.82	103.1	18.96	106.1	19.43	110.3	19.90	113.4	20.26
		442.0	80.30	11.38	87.00	13.47	94.80	15.71	103.1	17.68	106.1	18.11	110.3	18.54	113.4	18.90
		523.8	80.30	11.06	87.00	13.18	94.80	15.39	103.1	17.33	106.1	17.76	110.3	18.23	113.4	18.39
		580.0	80.30	10.76	87.00	12.91	94.80	15.09	103.1	17.01	106.1	17.43	110.3	17.94	113.4	17.91
		176.8	80.30	14.95	87.00	17.37	94.80	20.21	103.1	22.77	106.1	23.29	110.3	23.89	113.4	24.29
	40	220.5	80.30	14.71	87.00	17.14	94.80	19.94	103.1	22.47	106.1	22.98	110.3	23.58	113.4	23.97
		442.0	80.30	13.47	87.00	15.95	94.80	18.58	103.1	20.95	106.1	21.41	110.3	21.97	113.4	22.36
		523.8	80.30	13.08	87.00	15.63	94.80	18.19	103.1	20.52	106.1	21.02	110.3	21.58	113.4	21.78
		580.0	80.30	12.71	87.00	15.34	94.80	17.83	103.1	20.11	106.1	20.65	110.3	21.22	113.4	21.23
		176.8	80.30	17.28	87.00	20.11	94.80	23.39	103.1	26.34	106.1	26.90	110.3	27.62	113.4	28.05
	45	220.5	80.30	17.00	87.00	19.83	94.80	23.07	103.1	25.99	106.1	26.54	110.3	27.26	113.4	27.69
		442.0	80.30	15.56	87.00	18.43	94.80	21.45	103.1	24.21	106.1	24.73	110.3	25.39	113.4	25.83
		523.8	80.30	15.08	87.00	18.07	94.80	20.98	103.1	23.71	106.1	24.29	110.3	24.92	113.4	25.17
580.0		80.30	14.63	87.00	17.73	94.80	20.53	103.1	23.24	106.1	23.88	110.3	24.48	113.4	24.54	
176.8		80.30	3.73	76.20	4.35	83.10	5.03	90.10	5.67	92.80	5.89	96.40	6.05	99.20	6.06	
70	10	220.5	70.40	3.67	76.20	4.29	83.10	4.97	90.10	5.61	92.80	5.81	96.40	5.97	99.20	6.00
		442.0	70.40	3.41	76.20	3.98	83.10	4.66	90.10	5.31	92.80	5.42	96.40	5.57	99.20	5.65
		523.8	70.40	3.34	76.20	3.90	83.10	4.58	90.10	5.15	92.80	5.26	96.40	5.41	99.20	5.49
		580.0	70.40	3.28	76.20	3.82	83.10	4.50	90.10	5.01	92.80	5.11	96.40	5.25	99.20	5.33
		176.8	70.40	5.10	76.20	5.92	83.10	6.88	90.10	7.76	92.80	7.97	96.40	8.16	99.20	8.28
	15	220.5	70.40	5.02	76.20	5.84	83.10	6.80	90.10	7.66	92.80	7.87	96.40	8.06	99.20	8.18
		442.0	70.40	4.60	76.20	5.43	83.10	6.34	90.10	7.16	92.80	7.33	96.40	7.52	99.20	7.63
		523.8	70.40	4.50	76.20	5.32	83.10	6.22	90.10	7.01	92.80	7.16	96.40	7.37	99.20	7.44
		580.0	70.40	4.41	76.20	5.22	83.10	6.12	90.10	6.86	92.80	7.00	96.40	7.22	99.20	7.25
		176.8	70.40	6.31	76.20	7.33	83.10	8.53	90.10	9.61	92.80	9.81	96.40	10.04	99.20	10.25
	20	220.5	70.40	6.21	76.20	7.23	83.10	8.42	90.10	9.48	92.80	9.68	96.40	9.91	99.20	10.11
		442.0	70.40	5.67	76.20	6.73	83.10	7.84	90.10	8.83	92.80	9.01	96.40	9.26	99.20	9.40
		523.8	70.40	5.52	76.20	6.57	83.10	7.68	90.10	8.66	92.80	8.87	96.40	9.10	99.20	9.18
		580.0	70.40	5.37	76.20	6.43	83.10	7.52	90.10	8.50	92.80	8.73	96.40	8.94	99.20	8.97
		176.8	70.40	7.67	76.20	8.93	83.10	10.35	90.10	11.69	92.80	11.96	96.40	12.23	99.20	12.48
	25	220.5	70.40	7.55	76.20	8.81	83.10	10.22	90.10	11.54	92.80	11.81	96.40	12.08	99.20	12.31
		442.0	70.40	6.93	76.20	8.19	83.10	9.57	90.10	10.75	92.80	11.03	96.40	11.30	99.20	11.49
		523.8	70.40	6.73	76.20	8.03	83.10	9.36	90.10	10.56	92.80	10.78	96.40	11.06	99.20	11.18
		580.0	70.40	6.64	76.20	7.95	83.10	9.28	90.10	10.46	92.80	10.67	96.40	10.95	99.20	11.02
		176.8	70.40	9.44	76.20	10.97	83.10	12.77	90.10	14.36	92.80	14.72	96.40	15.08	99.20	15.37
30	220.5	70.40	9.28	76.20	10.83	83.10	12.60	90.10	14.18	92.80	14.54	96.40	14.90	99.20	15.17	
	442.0	70.40	8.50	76.20	10.08	83.10	11.74	90.10	13.22	92.80	13.55	96.40	13.90	99.20	14.14	
	523.8	70.40	8.27	76.20	9.88	83.10	11.49	90.10	12.95	92.80	13.30	96.40	13.62	99.20	13.78	
	580.0	70.40	8.05	76.20	9.68	83.10	11.26	90.10	12.71	92.80	13.07	96.40	13.36	99.20	13.45	
	176.8	70.40	10.48	76.20	12.15	83.10	14.21	90.10	15.96	92.80	16.38	96.40	16.77	99.20	17.04	
35	220.5	70.40	10.31	76.20	12.01	83.10	14.03	90.10	15.75	92.80	16.16	96.40	16.55	99.20	16.82	
	442.0	70.40	9.45	76.20	11.23	83.10	13.04	90.10	14.68	92.80	15.04	96.40	15.43	99.20	15.71	
	523.8	70.40	9.18	76.20	10.95	83.10	12.79	90.10	14.42	92.80	14.77	96.40	15.16	99.20	15.32	
	580.0	70.40	8.94	76.20	10.69	83.10	12.56	90.10	14.18	92.80	14.52	96.40	14.90	99.20	14.95	
	176.8	70.40	12.41	76.20	14.40	83.10	16.81	90.10	18.93	92.80	19.36	96.40	19.85	99.20	20.20	
40	220.5	70.40	12.21	76.20	14.22	83.10	16.59	90.10	18.68	92.80	19.11	96.40	19.59	99.20	19.94	
	442.0	70.40	11.18	76.20	13.26	83.10	15.48	90.10	17.41	92.80	17.84	96.40	18.27	99.20	18.62	
	523.8	70.40	10.87	76.20	13.00	83.10	15.12	90.10	17.05	92.80	17.49	96.40	17.95	99.20	18.11	

7. Capacity Tables

Combi. (%)	Inlet Water Temp. (°C)	Water Flow Rate (LPM)	Indoor Air Temp. (°C, DB/WB)														
			20.0 / 14.0		23.0 / 16.0		26.0 / 18.0		27.0 / 19.0		28.0 / 20.0		30.0 / 22.0		32.0 / 24.0		
			TC	PI	TC	PI	TC	PI	TC	PI	TC	PI	TC	PI	TC	PI	
70	40	580.0	70.40	10.57	76.20	12.76	83.10	14.79	90.10	16.71	92.80	17.17	96.40	17.65	99.20	17.62	
		176.8	70.40	14.34	76.20	16.65	83.10	19.39	90.10	21.90	92.80	22.36	96.40	22.94	99.20	23.37	
	45	220.5	70.40	14.11	76.20	16.43	83.10	19.15	90.10	21.61	92.80	22.08	96.40	22.63	99.20	23.07	
		442.0	70.40	12.91	76.20	15.32	83.10	17.92	90.10	20.12	92.80	20.63	96.40	21.10	99.20	21.54	
		523.8	70.40	12.56	76.20	15.04	83.10	17.45	90.10	19.68	92.80	20.20	96.40	20.75	99.20	20.91	
		580.0	70.40	12.24	76.20	14.78	83.10	17.01	90.10	19.27	92.80	19.79	96.40	20.43	99.20	20.31	
60	10	176.8	60.30	2.97	65.30	3.47	71.00	3.98	77.20	4.58	79.60	4.71	82.80	4.76	85.10	4.83	
		220.5	60.30	2.93	65.30	3.43	71.00	3.94	77.20	4.52	79.60	4.63	82.80	4.71	85.10	4.79	
		442.0	60.30	2.69	65.30	3.18	71.00	3.75	77.20	4.21	79.60	4.28	82.80	4.43	85.10	4.51	
		523.8	60.30	2.57	65.30	3.14	71.00	3.68	77.20	4.12	79.60	4.21	82.80	4.32	85.10	4.39	
		580.0	60.30	2.46	65.30	3.10	71.00	3.61	77.20	4.04	79.60	4.15	82.80	4.21	85.10	4.27	
	15	176.8	60.30	4.06	65.30	4.72	71.00	5.47	77.20	6.21	79.60	6.37	82.80	6.48	85.10	6.60	
		220.5	60.30	3.99	65.30	4.66	71.00	5.40	77.20	6.13	79.60	6.28	82.80	6.40	85.10	6.52	
		442.0	60.30	3.66	65.30	4.33	71.00	5.07	77.20	5.71	79.60	5.83	82.80	5.99	85.10	6.10	
		523.8	60.30	3.55	65.30	4.25	71.00	4.97	77.20	5.59	79.60	5.71	82.80	5.86	85.10	5.95	
		580.0	60.30	3.44	65.30	4.17	71.00	4.88	77.20	5.47	79.60	5.59	82.80	5.74	85.10	5.80	
	20	176.8	60.30	5.02	65.30	5.85	71.00	6.81	77.20	7.64	79.60	7.84	82.80	8.01	85.10	8.16	
		220.5	60.30	4.94	65.30	5.77	71.00	6.73	77.20	7.54	79.60	7.74	82.80	7.91	85.10	8.06	
		442.0	60.30	4.54	65.30	5.36	71.00	6.27	77.20	7.05	79.60	7.20	82.80	7.37	85.10	7.52	
		523.8	60.30	4.41	65.30	5.24	71.00	6.10	77.20	6.89	79.60	7.05	82.80	7.24	85.10	7.33	
		580.0	60.30	4.29	65.30	5.12	71.00	5.94	77.20	6.74	79.60	6.90	82.80	7.12	85.10	7.14	
	25	176.8	60.30	6.10	65.30	7.13	71.00	8.29	77.20	9.32	79.60	9.53	82.80	9.75	85.10	9.96	
		220.5	60.30	6.00	65.30	7.03	71.00	8.17	77.20	9.20	79.60	9.41	82.80	9.63	85.10	9.83	
		442.0	60.30	5.52	65.30	6.53	71.00	7.59	77.20	8.58	79.60	8.79	82.80	9.01	85.10	9.18	
		523.8	60.30	5.36	65.30	6.38	71.00	7.44	77.20	8.40	79.60	8.62	82.80	8.83	85.10	8.93	
		580.0	60.30	5.28	65.30	6.30	71.00	7.37	77.20	8.29	79.60	8.54	82.80	8.72	85.10	8.83	
	30	176.8	60.30	7.51	65.30	8.72	71.00	10.17	77.20	11.45	79.60	11.72	82.80	12.01	85.10	12.25	
		220.5	60.30	7.39	65.30	8.60	71.00	10.04	77.20	11.31	79.60	11.57	82.80	11.85	85.10	12.09	
		442.0	60.30	6.77	65.30	8.03	71.00	9.36	77.20	10.56	79.60	10.78	82.80	11.06	85.10	11.27	
		523.8	60.30	6.57	65.30	7.88	71.00	9.18	77.20	10.35	79.60	10.60	82.80	10.87	85.10	10.99	
		580.0	60.30	6.39	65.30	7.74	71.00	9.01	77.20	10.15	79.60	10.42	82.80	10.68	85.10	10.74	
	35	176.8	60.30	8.36	65.30	9.73	71.00	11.33	77.20	12.73	79.60	13.04	82.80	13.37	85.10	13.61	
		220.5	60.30	8.22	65.30	9.59	71.00	11.18	77.20	12.56	79.60	12.87	82.80	13.19	85.10	13.43	
		442.0	60.30	7.52	65.30	8.93	71.00	10.39	77.20	11.74	79.60	12.01	82.80	12.29	85.10	12.52	
		523.8	60.30	7.33	65.30	8.75	71.00	10.20	77.20	11.49	79.60	11.77	82.80	12.09	85.10	12.21	
		580.0	60.30	7.14	65.30	8.58	71.00	10.01	77.20	11.26	79.60	11.55	82.80	11.90	85.10	11.92	
	40	176.8	60.30	9.88	65.30	11.49	71.00	13.41	77.20	15.10	79.60	15.45	82.80	15.80	85.10	16.13	
		220.5	60.30	9.72	65.30	11.35	71.00	13.23	77.20	14.89	79.60	15.24	82.80	15.60	85.10	15.92	
		442.0	60.30	8.93	65.30	10.60	71.00	12.32	77.20	13.86	79.60	14.21	82.80	14.57	85.10	14.85	
		523.8	60.30	8.66	65.30	10.35	71.00	12.09	77.20	13.59	79.60	13.94	82.80	14.29	85.10	14.46	
		580.0	60.30	8.42	65.30	10.12	71.00	11.88	77.20	13.35	79.60	13.70	82.80	14.04	85.10	14.09	
	45	176.8	60.30	11.39	65.30	13.22	71.00	15.49	77.20	17.47	79.60	17.85	82.80	18.23	85.10	18.65	
		220.5	60.30	11.22	65.30	13.05	71.00	15.28	77.20	17.23	79.60	17.62	82.80	18.00	85.10	18.40	
		442.0	60.30	10.35	65.30	12.24	71.00	14.25	77.20	15.99	79.60	16.42	82.80	16.85	85.10	17.16	
		523.8	60.30	10.00	65.30	11.97	71.00	13.98	77.20	15.67	79.60	16.10	82.80	16.50	85.10	16.69	
		580.0	60.30	9.68	65.30	11.71	71.00	13.74	77.20	15.37	79.60	15.80	82.80	16.18	85.10	16.24	
	50	10	176.8	50.20	2.29	54.40	2.58	59.30	3.09	64.40	3.38	66.30	3.44	69.00	3.59	70.80	3.61
			220.5	50.20	2.27	54.40	2.55	59.30	3.05	64.40	3.34	66.30	3.41	69.00	3.54	70.80	3.57
			442.0	50.20	2.15	54.40	2.43	59.30	2.80	64.40	3.14	66.30	3.26	69.00	3.26	70.80	3.34
			523.8	50.20	2.14	54.40	2.43	59.30	2.73	64.40	3.06	66.30	3.09	69.00	3.22	70.80	3.22
			580.0	50.20	2.13	54.40	2.43	59.30	2.66	64.40	2.99	66.30	2.93	69.00	3.18	70.80	3.10
		15	176.8	50.20	3.01	54.40	3.52	59.30	4.12	64.40	4.60	66.30	4.72	69.00	4.85	70.80	4.93
			220.5	50.20	2.97	54.40	3.48	59.30	4.07	64.40	4.54	66.30	4.66	69.00	4.79	70.80	4.87
			442.0	50.20	2.72	54.40	3.23	59.30	3.78	64.40	4.25	66.30	4.37	69.00	4.46	70.80	4.54
523.8			50.20	2.63	54.40	3.19	59.30	3.69	64.40	4.17	66.30	4.25	69.00	4.37	70.80	4.41	

7. Capacity Tables

Combi. (%)	Inlet Water Temp. (°C)	Water Flow Rate (LPM)	Indoor Air Temp. (°C, DB/WB)													
			20.0 / 14.0		23.0 / 16.0		26.0 / 18.0		27.0 / 19.0		28.0 / 20.0		30.0 / 22.0		32.0 / 24.0	
			TC	PI	TC	PI	TC	PI	TC	PI	TC	PI	TC	PI	TC	PI
50	15	580.0	50.20	2.55	54.40	3.15	59.30	3.61	64.40	4.09	66.30	4.13	69.00	4.29	70.80	4.29
	20	176.8	50.20	3.73	54.40	4.37	59.30	5.04	64.40	5.67	66.30	5.85	69.00	5.96	70.80	6.09
		220.5	50.20	3.67	54.40	4.31	59.30	4.97	64.40	5.60	66.30	5.77	69.00	5.88	70.80	6.01
		442.0	50.20	3.39	54.40	3.98	59.30	4.64	64.40	5.24	66.30	5.36	69.00	5.52	70.80	5.59
		523.8	50.20	3.26	54.40	3.90	59.30	4.56	64.40	5.16	66.30	5.28	69.00	5.40	70.80	5.47
		580.0	50.20	3.14	54.40	3.82	59.30	4.48	64.40	5.08	66.30	5.20	69.00	5.30	70.80	5.36
	25	176.8	50.20	4.54	54.40	5.28	59.30	6.17	64.40	6.97	66.30	7.13	69.00	7.29	70.80	7.39
		220.5	50.20	4.47	54.40	5.22	59.30	6.09	64.40	6.87	66.30	7.03	69.00	7.19	70.80	7.30
		442.0	50.20	4.10	54.40	4.89	59.30	5.67	64.40	6.38	66.30	6.53	69.00	6.70	70.80	6.85
		523.8	50.20	3.98	54.40	4.76	59.30	5.55	64.40	6.27	66.30	6.42	69.00	6.57	70.80	6.66
		580.0	50.20	3.92	54.40	4.71	59.30	5.49	64.40	6.21	66.30	6.35	69.00	6.52	70.80	6.56
	30	176.8	50.20	5.63	54.40	6.52	59.30	7.61	64.40	8.57	66.30	8.76	69.00	8.96	70.80	9.12
		220.5	50.20	5.53	54.40	6.44	59.30	7.51	64.40	8.46	66.30	8.64	69.00	8.85	70.80	9.00
		442.0	50.20	5.03	54.40	5.99	59.30	6.97	64.40	7.88	66.30	8.03	69.00	8.27	70.80	8.40
		523.8	50.20	4.93	54.40	5.86	59.30	6.85	64.40	7.72	66.30	7.91	69.00	8.11	70.80	8.19
		580.0	50.20	4.84	54.40	5.74	59.30	6.74	64.40	7.56	66.30	7.80	69.00	7.95	70.80	7.99
	35	176.8	50.20	6.23	54.40	7.24	59.30	8.45	64.40	9.48	66.30	9.73	69.00	9.96	70.80	10.12
		220.5	50.20	6.13	54.40	7.14	59.30	8.33	64.40	9.36	66.30	9.59	69.00	9.83	70.80	9.99
		442.0	50.20	5.63	54.40	6.66	59.30	7.76	64.40	8.75	66.30	8.93	69.00	9.18	70.80	9.33
		523.8	50.20	5.47	54.40	6.53	59.30	7.59	64.40	8.58	66.30	8.79	69.00	9.01	70.80	9.10
		580.0	50.20	5.32	54.40	6.41	59.30	7.43	64.40	8.42	66.30	8.65	69.00	8.85	70.80	8.89
	40	176.8	50.20	7.39	54.40	8.57	59.30	10.00	64.40	11.24	66.30	11.53	69.00	11.80	70.80	12.01
		220.5	50.20	7.26	54.40	8.46	59.30	9.86	64.40	11.10	66.30	11.38	69.00	11.65	70.80	11.85
		442.0	50.20	6.66	54.40	7.88	59.30	9.18	64.40	10.35	66.30	10.60	69.00	10.87	70.80	11.06
		523.8	50.20	6.46	54.40	7.72	59.30	9.01	64.40	10.17	66.30	10.39	69.00	10.67	70.80	10.75
		580.0	50.20	6.27	54.40	7.56	59.30	8.85	64.40	10.00	66.30	10.19	69.00	10.48	70.80	10.46
	45	176.8	50.20	8.57	54.40	9.88	59.30	11.58	64.40	13.01	66.30	13.33	69.00	13.65	70.80	13.89
		220.5	50.20	8.43	54.40	9.75	59.30	11.41	64.40	12.84	66.30	13.15	69.00	13.47	70.80	13.71
		442.0	50.20	7.68	54.40	9.10	59.30	10.60	64.40	11.97	66.30	12.24	69.00	12.56	70.80	12.79
		523.8	50.20	7.44	54.40	8.89	59.30	10.43	64.40	11.74	66.30	12.01	69.00	12.32	70.80	12.40
		580.0	50.20	7.22	54.40	8.69	59.30	10.27	64.40	11.53	66.30	11.78	69.00	12.09	70.80	12.03

Note

- TC: Total Capacity(kW), PI : Power Input(kW)
- Capacity tables show the average value of conditions which may occur.
- The minimum flow rate of the product is based on 50% of the rated flow rate or the value indicated in the specification table, whichever is greater.
However, when the 'Variable Water Flow Valve Control KIT' is applied, the minimum flow rate is allowed to 40% (gray colored area) of the rated flow rate.
- If the flow rate is less than minimum flow rate and the indoor unit combination ratio exceeds 130%, ask to LG Electronics even if the 'Variable Water Flow Valve Control KIT' is applied.

7. Capacity Tables

CRWM480LAS5

Combi. (%)	Inlet Water Temp. (°C)	Water Flow Rate (LPM)	Indoor Air Temp. (°C, DB/WB)													
			20.0 / 14.0		23.0 / 16.0		26.0 / 18.0		27.0 / 19.0		28.0 / 20.0		30.0 / 22.0		32.0 / 24.0	
			TC	PI	TC	PI	TC	PI	TC	PI	TC	PI	TC	PI	TC	PI
130	10	184.8	124.9	7.77	135.4	9.11	147.4	10.60	160.1	11.89	164.9	12.16	171.4	12.56	176.2	12.72
		231.0	124.9	7.66	135.4	8.97	147.4	10.45	160.1	11.74	164.9	12.01	171.4	12.38	176.2	12.57
		462.0	124.9	7.07	135.4	8.29	147.4	9.70	160.1	10.93	164.9	11.26	171.4	11.49	176.2	11.78
		548.8	124.9	6.87	135.4	8.18	147.4	9.55	160.1	10.70	164.9	11.01	171.4	11.30	176.2	11.45
		580.0	124.9	6.72	135.4	8.10	147.4	9.45	160.1	10.54	164.9	10.84	171.4	11.17	176.2	11.22
	15	184.8	122.8	10.23	133.1	11.93	145.0	13.90	157.4	15.62	162.2	15.99	168.6	16.40	173.4	16.69
		231.0	122.8	10.08	133.1	11.78	145.0	13.71	157.4	15.42	162.2	15.79	168.6	16.18	173.4	16.48
		462.0	122.8	9.26	133.1	10.94	145.0	12.76	157.4	14.38	162.2	14.75	168.6	15.13	173.4	15.44
		548.8	122.8	9.00	133.1	10.74	145.0	12.52	157.4	14.09	162.2	14.46	168.6	14.83	173.4	15.07
		580.0	122.8	8.82	133.1	10.59	145.0	12.34	157.4	13.90	162.2	14.27	168.6	14.62	173.4	14.82
	20	184.8	121.1	12.43	131.3	14.43	142.9	16.84	155.3	18.93	159.8	19.40	166.0	19.85	170.8	20.22
		231.0	121.1	12.21	131.3	14.24	142.9	16.62	155.3	18.68	159.8	19.14	166.0	19.60	170.8	19.97
		462.0	121.1	11.19	131.3	13.31	142.9	15.50	155.3	17.44	159.8	17.85	166.0	18.34	170.8	18.71
		548.8	121.1	10.90	131.3	13.01	142.9	15.17	155.3	17.10	159.8	17.51	166.0	17.96	170.8	18.30
		580.0	121.1	10.71	131.3	12.80	142.9	14.94	155.3	16.86	159.8	17.27	166.0	17.69	170.8	18.02
	25	184.8	121.1	15.33	131.3	17.80	142.9	20.74	155.3	23.39	159.8	23.92	166.0	24.50	170.8	24.91
		231.0	121.1	15.07	131.3	17.57	142.9	20.47	155.3	23.08	159.8	23.61	166.0	24.20	170.8	24.61
		462.0	121.1	13.83	131.3	16.40	142.9	19.08	155.3	21.49	159.8	22.01	166.0	22.64	170.8	23.05
		548.8	121.1	13.42	131.3	16.03	142.9	18.71	155.3	21.06	159.8	21.60	166.0	22.17	170.8	22.54
		580.0	121.1	13.21	131.3	15.84	142.9	18.52	155.3	20.86	159.8	21.39	166.0	21.95	170.8	22.31
	30	184.8	121.1	18.42	131.3	21.38	142.9	24.88	155.3	28.04	159.8	28.71	166.0	29.41	170.8	29.90
		231.0	121.1	18.12	131.3	21.09	142.9	24.55	155.3	27.67	159.8	28.34	166.0	29.04	170.8	29.53
		462.0	121.1	16.55	131.3	19.67	142.9	22.91	155.3	25.77	159.8	26.44	166.0	27.14	170.8	27.67
		548.8	121.1	16.10	131.3	19.26	142.9	22.43	155.3	25.28	159.8	25.95	166.0	26.59	170.8	27.06
		580.0	121.1	15.79	131.3	18.98	142.9	22.10	155.3	24.94	159.8	25.61	166.0	26.20	170.8	26.61
	35	184.8	109.0	18.59	118.0	21.63	128.5	25.18	139.8	28.33	144.0	29.05	149.5	29.75	153.7	30.23
		231.0	109.0	18.29	118.0	21.34	128.5	24.85	139.8	27.96	144.0	28.67	149.5	29.37	153.7	29.86
		462.0	109.0	16.77	118.0	19.86	128.5	23.17	139.8	26.10	144.0	26.73	149.5	27.44	153.7	28.00
		548.8	109.0	16.32	118.0	19.45	128.5	22.68	139.8	25.58	144.0	26.22	149.5	26.89	153.7	27.34
		580.0	109.0	16.01	118.0	19.17	128.5	22.34	139.8	25.22	144.0	25.87	149.5	26.50	153.7	26.87
40	184.8	96.80	19.64	104.9	22.79	114.2	26.58	124.1	29.89	127.9	30.60	133.0	31.34	136.7	31.91	
	231.0	96.80	19.31	104.9	22.49	114.2	26.24	124.1	29.49	127.9	30.20	133.0	30.94	136.7	31.51	
	462.0	96.80	17.67	104.9	20.98	114.2	24.46	124.1	27.51	127.9	28.22	133.0	28.96	136.7	29.53	
	548.8	96.80	17.18	104.9	20.53	114.2	23.91	124.1	26.97	127.9	27.67	133.0	28.37	136.7	28.86	
	580.0	96.80	16.84	104.9	20.22	114.2	23.52	124.1	26.59	127.9	27.28	133.0	27.94	136.7	28.37	
45	184.8	84.70	20.71	91.90	23.95	99.80	27.96	108.7	31.45	112.1	32.13	116.2	32.91	119.6	33.59	
	231.0	84.70	20.37	91.90	23.65	99.80	27.59	108.7	31.04	112.1	31.72	116.2	32.50	119.6	33.18	
	462.0	84.70	18.59	91.90	22.09	99.80	25.73	108.7	28.92	112.1	29.71	116.2	30.49	119.6	31.06	
	548.8	84.70	18.04	91.90	21.60	99.80	25.15	108.7	28.37	112.1	29.12	116.2	29.86	119.6	30.39	
	580.0	84.70	17.65	91.90	21.26	99.80	24.74	108.7	27.98	112.1	28.70	116.2	29.41	119.6	29.91	
120	10	184.8	118.3	7.40	127.9	8.63	139.5	10.00	151.5	11.26	156.0	11.61	162.2	11.89	166.7	12.02
		231.0	118.3	7.28	127.9	8.52	139.5	9.88	151.5	11.11	156.0	11.45	162.2	11.73	166.7	11.87
		462.0	118.3	6.66	127.9	7.93	139.5	9.26	151.5	10.37	156.0	10.60	162.2	10.89	166.7	11.12
		548.8	118.3	6.46	127.9	7.69	139.5	9.04	151.5	10.12	156.0	10.45	162.2	10.68	166.7	10.89
		580.0	118.3	6.31	127.9	7.51	139.5	8.89	151.5	9.95	156.0	10.34	162.2	10.55	166.7	10.73
	15	184.8	116.9	9.82	126.5	11.42	137.9	13.27	149.8	14.95	154.3	15.32	160.4	15.70	164.9	15.94
		231.0	116.9	9.67	126.5	11.27	137.9	13.09	149.8	14.76	154.3	15.13	160.4	15.50	164.9	15.75
		462.0	116.9	8.85	126.5	10.49	137.9	12.23	149.8	13.76	154.3	14.09	160.4	14.46	164.9	14.75
		548.8	116.9	8.59	126.5	10.23	137.9	11.98	149.8	13.46	154.3	13.83	160.4	14.17	164.9	14.42
		580.0	116.9	8.41	126.5	10.05	137.9	11.81	149.8	13.25	154.3	13.65	160.4	13.98	164.9	14.20
	20	184.8	115.6	11.97	125.2	13.90	136.5	16.17	148.2	18.22	152.8	18.63	158.7	19.08	163.2	19.41
		231.0	115.6	11.78	125.2	13.71	136.5	15.95	148.2	17.99	152.8	18.40	158.7	18.83	163.2	19.16
		462.0	115.6	10.78	125.2	12.76	136.5	14.87	148.2	16.77	152.8	17.18	158.7	17.63	163.2	17.96
		548.8	115.6	10.49	125.2	12.52	136.5	14.58	148.2	16.44	152.8	16.85	158.7	17.26	163.2	17.55

7. Capacity Tables

Combi. (%)	Inlet Water Temp. (°C)	Water Flow Rate (LPM)	Indoor Air Temp. (°C, DB/WB)													
			20.0 / 14.0		23.0 / 16.0		26.0 / 18.0		27.0 / 19.0		28.0 / 20.0		30.0 / 22.0		32.0 / 24.0	
			TC	PI	TC	PI	TC	PI	TC	PI	TC	PI	TC	PI	TC	PI
120	20	580.0	115.6	10.29	125.2	12.34	136.5	14.39	148.2	16.21	152.8	16.63	158.7	17.01	163.2	17.26
	184.8	115.6	14.70	125.2	17.10	136.5	19.90	148.2	22.38	152.8	22.91	158.7	23.50	163.2	23.91	
	25	231.0	115.6	14.47	125.2	16.87	136.5	19.64	148.2	22.09	152.8	22.61	158.7	23.20	163.2	23.61
		462.0	115.6	13.27	125.2	15.69	136.5	18.30	148.2	20.61	152.8	21.11	158.7	21.64	163.2	22.09
		548.8	115.6	12.90	125.2	15.36	136.5	17.92	148.2	20.19	152.8	20.68	158.7	21.23	163.2	21.56
		580.0	115.6	12.71	125.2	15.20	136.5	17.74	148.2	20.00	152.8	20.49	158.7	21.02	163.2	21.30
		184.8	115.6	17.74	125.2	20.65	136.5	24.06	148.2	27.08	152.8	27.70	158.7	28.41	163.2	28.90
	30	231.0	115.6	17.45	125.2	20.38	136.5	23.73	148.2	26.71	152.8	27.33	158.7	28.04	163.2	28.53
		462.0	115.6	16.03	125.2	19.00	136.5	22.09	148.2	24.91	152.8	25.52	158.7	26.18	163.2	26.69
		548.8	115.6	15.58	125.2	18.59	136.5	21.64	148.2	24.40	152.8	25.03	158.7	25.69	163.2	26.07
		580.0	115.6	15.27	125.2	18.31	136.5	21.32	148.2	24.05	152.8	24.69	158.7	25.34	163.2	25.63
		184.8	105.9	18.22	114.6	21.16	124.8	24.65	135.7	27.75	139.8	28.42	145.1	29.08	149.2	29.63
	35	231.0	105.9	17.92	114.6	20.87	124.8	24.32	135.7	27.38	139.8	28.04	145.1	28.71	149.2	29.25
		462.0	105.9	16.40	114.6	19.45	124.8	22.68	135.7	25.52	139.8	26.14	145.1	26.85	149.2	27.34
		548.8	105.9	15.95	114.6	19.04	124.8	22.23	135.7	25.03	139.8	25.65	145.1	26.32	149.2	26.73
		580.0	105.9	15.64	114.6	18.76	124.8	21.91	135.7	24.69	139.8	25.31	145.1	25.95	149.2	26.27
		184.8	96.00	19.59	103.9	22.76	113.2	26.52	123.1	29.85	126.8	30.56	131.7	31.31	135.4	31.87
	40	231.0	96.00	19.26	103.9	22.46	113.2	26.18	123.1	29.45	126.8	30.15	131.7	30.90	135.4	31.46
		462.0	96.00	17.67	103.9	20.94	113.2	24.40	123.1	27.47	126.8	28.12	131.7	28.86	135.4	29.45
		548.8	96.00	17.18	103.9	20.49	113.2	23.91	123.1	26.93	126.8	27.63	131.7	28.34	135.4	28.75
580.0		96.00	16.84	103.9	20.18	113.2	23.57	123.1	26.55	126.8	27.29	131.7	27.98	135.4	28.25	
184.8		86.10	20.97	93.30	24.35	101.5	28.42	110.7	31.94	113.9	32.69	118.3	33.54	121.4	34.14	
45	231.0	86.10	20.64	93.30	24.02	101.5	28.04	110.7	31.53	113.9	32.25	118.3	33.10	121.4	33.72	
	462.0	86.10	18.96	93.30	22.43	101.5	26.14	110.7	29.41	113.9	30.12	118.3	30.90	121.4	31.56	
	548.8	86.10	18.41	93.30	21.94	101.5	25.62	110.7	28.82	113.9	29.61	118.3	30.35	121.4	30.76	
	580.0	86.10	18.02	93.30	21.60	101.5	25.26	110.7	28.40	113.9	29.27	118.3	29.96	121.4	30.20	
	184.8	111.5	6.99	121.0	8.08	131.6	9.48	142.9	10.64	147.1	10.86	153.0	11.20	157.0	11.37	
110	10	231.0	111.5	6.88	121.0	7.97	131.6	9.34	142.9	10.49	147.1	10.74	153.0	11.05	157.0	11.22
		462.0	111.5	6.29	121.0	7.44	131.6	8.67	142.9	9.78	147.1	10.08	153.0	10.31	157.0	10.46
		548.8	111.5	6.13	121.0	7.28	131.6	8.48	142.9	9.63	147.1	9.78	153.0	10.11	157.0	10.23
		580.0	111.5	6.01	121.0	7.16	131.6	8.35	142.9	9.53	147.1	9.57	153.0	9.96	157.0	10.07
		184.8	110.8	9.36	120.0	10.87	130.7	12.68	142.0	14.28	146.4	14.61	152.2	14.99	156.3	15.24
	15	231.0	110.8	9.21	120.0	10.72	130.7	12.50	142.0	14.09	146.4	14.42	152.2	14.80	156.3	15.05
		462.0	110.8	8.43	120.0	10.00	130.7	11.64	142.0	13.13	146.4	13.46	152.2	13.80	156.3	14.05
		548.8	110.8	8.22	120.0	9.78	130.7	11.41	142.0	12.90	146.4	13.17	152.2	13.54	156.3	13.72
		580.0	110.8	8.08	120.0	9.63	130.7	11.24	142.0	12.73	146.4	12.98	152.2	13.36	156.3	13.49
		184.8	110.4	11.46	119.4	13.35	130.0	15.54	141.3	17.51	145.7	17.93	151.2	18.34	155.6	18.67
	20	231.0	110.4	11.27	119.4	13.17	130.0	15.32	141.3	17.28	145.7	17.70	151.2	18.11	155.6	18.44
		462.0	110.4	10.33	119.4	12.27	130.0	14.28	141.3	16.10	145.7	16.48	151.2	16.89	155.6	17.22
		548.8	110.4	10.08	119.4	12.01	130.0	14.01	141.3	15.77	145.7	16.18	151.2	16.61	155.6	16.81
		580.0	110.4	9.92	119.4	11.83	130.0	13.82	141.3	15.55	145.7	15.97	151.2	16.40	155.6	16.52
		184.8	110.4	14.02	119.4	16.33	130.0	19.01	141.3	21.41	145.7	21.90	151.2	22.46	155.6	22.87
	25	231.0	110.4	13.80	119.4	16.11	130.0	18.75	141.3	21.12	145.7	21.61	151.2	22.16	155.6	22.57
		462.0	110.4	12.68	119.4	15.03	130.0	17.51	141.3	19.71	145.7	20.19	151.2	20.68	155.6	21.11
		548.8	110.4	12.31	119.4	14.70	130.0	17.14	141.3	19.33	145.7	19.78	151.2	20.31	155.6	20.57
		580.0	110.4	12.12	119.4	14.54	130.0	16.96	141.3	19.15	145.7	19.57	151.2	20.13	155.6	20.30
		184.8	110.4	17.10	119.4	19.90	130.0	23.17	141.3	26.11	145.7	26.74	151.2	27.36	155.6	27.86
30	231.0	110.4	16.81	119.4	19.64	130.0	22.87	141.3	25.77	145.7	26.40	151.2	27.02	155.6	27.49	
	462.0	110.4	15.44	119.4	18.30	130.0	21.31	141.3	23.99	145.7	24.62	151.2	25.24	155.6	25.69	
	548.8	110.4	15.03	119.4	17.92	130.0	20.90	141.3	23.54	145.7	24.13	151.2	24.73	155.6	25.07	
	580.0	110.4	14.75	119.4	17.65	130.0	20.62	141.3	23.23	145.7	23.79	151.2	24.39	155.6	24.63	
	184.8	102.8	17.82	111.4	20.71	121.3	24.10	131.7	27.15	135.7	27.78	140.9	28.45	145.0	29.00	
35	231.0	102.8	17.53	111.4	20.44	121.3	23.77	131.7	26.78	135.7	27.41	140.9	28.08	145.0	28.63	
	462.0	102.8	16.07	111.4	19.04	121.3	22.17	131.7	24.99	135.7	25.58	140.9	26.22	145.0	26.73	
	548.8	102.8	15.62	111.4	18.63	121.3	21.72	131.7	24.50	135.7	25.11	140.9	25.73	145.0	26.07	

7. Capacity Tables

Combi. (%)	Inlet Water Temp. (°C)	Water Flow Rate (LPM)	Indoor Air Temp. (°C, DB/WB)														
			20.0 / 14.0		23.0 / 16.0		26.0 / 18.0		27.0 / 19.0		28.0 / 20.0		30.0 / 22.0		32.0 / 24.0		
			TC	PI	TC	PI	TC	PI	TC	PI	TC	PI	TC	PI	TC	PI	
110	35	580.0	102.8	15.30	111.4	18.34	121.3	21.40	131.7	24.16	135.7	24.79	140.9	25.39	145.0	25.60	
		184.8	95.20	19.56	103.2	22.76	112.2	26.48	122.1	29.82	125.8	30.52	130.6	31.27	134.3	31.84	
	40	231.0	95.20	19.23	103.2	22.46	112.2	26.14	122.1	29.42	125.8	30.11	130.6	30.86	134.3	31.43	
		462.0	95.20	17.63	103.2	20.90	112.2	24.36	122.1	27.44	125.8	28.08	130.6	28.82	134.3	29.37	
		548.8	95.20	17.14	103.2	20.45	112.2	23.87	122.1	26.89	125.8	27.59	130.6	28.30	134.3	28.63	
		580.0	95.20	16.79	103.2	20.13	112.2	23.52	122.1	26.50	125.8	27.25	130.6	27.94	134.3	28.10	
		184.8	87.50	21.27	95.00	24.83	103.2	28.89	112.4	32.46	115.8	33.24	120.3	34.07	123.7	34.70	
	45	231.0	87.50	20.93	95.00	24.49	103.2	28.49	112.4	32.02	115.8	32.80	120.3	33.63	123.7	34.25	
		462.0	87.50	19.20	95.00	22.76	103.2	26.55	112.4	29.86	115.8	30.61	120.3	31.43	123.7	32.01	
		548.8	87.50	18.67	95.00	22.27	103.2	26.03	112.4	29.27	115.8	30.08	120.3	30.86	123.7	31.19	
		580.0	87.50	18.30	95.00	21.92	103.2	25.67	112.4	28.84	115.8	29.71	120.3	30.44	123.7	30.60	
		184.8	104.9	6.61	113.5	7.69	123.7	8.82	134.4	10.05	138.5	10.19	143.7	10.55	147.8	10.75	
	100	10	231.0	104.9	6.50	113.5	7.58	123.7	8.71	134.4	9.93	138.5	10.07	143.7	10.41	147.8	10.60
			462.0	104.9	5.96	113.5	7.03	123.7	8.18	134.4	9.26	138.5	9.45	143.7	9.70	147.8	9.89
			548.8	104.9	5.76	113.5	6.88	123.7	7.99	134.4	9.07	138.5	9.26	143.7	9.49	147.8	9.56
580.0			104.9	5.61	113.5	6.78	123.7	7.86	134.4	8.94	138.5	9.13	143.7	9.35	147.8	9.33	
184.8			104.9	8.93	113.5	10.37	123.7	12.05	134.4	13.61	138.5	13.90	143.7	14.28	147.8	14.51	
15		231.0	104.9	8.78	113.5	10.23	123.7	11.90	134.4	13.43	138.5	13.72	143.7	14.09	147.8	14.32	
		462.0	104.9	8.06	113.5	9.55	123.7	11.12	134.4	12.52	138.5	12.80	143.7	13.13	147.8	13.38	
		548.8	104.9	7.81	113.5	9.33	123.7	10.86	134.4	12.27	138.5	12.56	143.7	12.90	147.8	13.01	
		580.0	104.9	7.64	113.5	9.18	123.7	10.68	134.4	12.10	138.5	12.38	143.7	12.73	147.8	12.76	
		184.8	104.9	11.00	113.5	12.75	123.7	14.91	134.4	16.74	138.5	17.18	143.7	17.59	147.8	17.88	
20		231.0	104.9	10.82	113.5	12.60	123.7	14.72	134.4	16.52	138.5	16.95	143.7	17.36	147.8	17.65	
		462.0	104.9	9.92	113.5	11.78	123.7	13.72	134.4	15.40	138.5	15.77	143.7	16.18	147.8	16.48	
		548.8	104.9	9.63	113.5	11.53	123.7	13.42	134.4	15.13	138.5	15.50	143.7	15.91	147.8	16.07	
		580.0	104.9	9.44	113.5	11.36	123.7	13.21	134.4	14.94	138.5	15.31	143.7	15.71	147.8	15.78	
		184.8	104.9	13.39	113.5	15.58	123.7	18.14	134.4	20.45	138.5	20.96	143.7	21.45	147.8	21.83	
25		231.0	104.9	13.17	113.5	15.36	123.7	17.89	134.4	20.18	138.5	20.67	143.7	21.16	147.8	21.54	
		462.0	104.9	12.09	113.5	14.32	123.7	16.69	134.4	18.79	138.5	19.26	143.7	19.74	147.8	20.12	
		548.8	104.9	11.78	113.5	14.05	123.7	16.36	134.4	18.41	138.5	18.88	143.7	19.37	147.8	19.57	
		580.0	104.9	11.60	113.5	13.90	123.7	16.18	134.4	18.23	138.5	18.70	143.7	19.19	147.8	19.30	
		184.8	104.9	16.47	113.5	19.19	123.7	22.34	134.4	25.14	138.5	25.73	143.7	26.36	147.8	26.85	
30		231.0	104.9	16.21	113.5	18.93	123.7	22.04	134.4	24.81	138.5	25.39	143.7	26.02	147.8	26.51	
		462.0	104.9	14.87	113.5	17.63	123.7	20.53	134.4	23.13	138.5	23.66	143.7	24.28	147.8	24.73	
		548.8	104.9	14.46	113.5	17.26	123.7	20.12	134.4	22.68	138.5	23.25	143.7	23.83	147.8	24.09	
		580.0	104.9	14.17	113.5	17.01	123.7	19.84	134.4	22.37	138.5	22.97	143.7	23.51	147.8	23.62	
		184.8	99.70	17.40	108.0	20.23	117.5	23.54	127.6	26.52	131.4	27.15	136.7	27.82	140.5	28.33	
35		231.0	99.70	17.11	108.0	19.97	117.5	23.24	127.6	26.18	131.4	26.78	136.7	27.45	140.5	27.96	
		462.0	99.70	15.69	108.0	18.63	117.5	21.68	127.6	24.40	131.4	24.99	136.7	25.65	140.5	26.10	
		548.8	99.70	15.28	108.0	18.22	117.5	21.23	127.6	23.95	131.4	24.54	136.7	25.15	140.5	25.40	
		580.0	99.70	14.99	108.0	17.94	117.5	20.92	127.6	23.64	131.4	24.22	136.7	24.82	140.5	24.90	
		184.8	94.30	19.56	102.2	22.72	111.4	26.44	121.0	29.76	124.5	30.49	129.6	31.23	133.0	31.76	
40	231.0	94.30	19.23	102.2	22.42	111.4	26.10	121.0	29.36	124.5	30.08	129.6	30.82	133.0	31.35		
	462.0	94.30	17.59	102.2	20.90	111.4	24.32	121.0	27.38	124.5	28.04	129.6	28.75	133.0	29.27		
	548.8	94.30	17.14	102.2	20.45	111.4	23.83	121.0	26.85	124.5	27.51	129.6	28.22	133.0	28.49		
	580.0	94.30	16.82	102.2	20.13	111.4	23.49	121.0	26.48	124.5	27.14	129.6	27.85	133.0	27.93		
	184.8	89.10	21.72	96.40	25.18	105.2	29.35	114.2	32.99	117.7	33.80	122.4	34.63	125.5	35.21		
45	231.0	89.10	21.35	96.40	24.85	105.2	28.95	114.2	32.55	117.7	33.35	122.4	34.18	125.5	34.76		
	462.0	89.10	19.49	96.40	23.17	105.2	26.97	114.2	30.35	117.7	31.09	122.4	31.84	125.5	32.46		
	548.8	89.10	19.00	96.40	22.68	105.2	26.44	114.2	29.74	117.7	30.49	122.4	31.27	125.5	31.60		
	580.0	89.10	18.65	96.40	22.34	105.2	26.07	114.2	29.29	117.7	30.05	122.4	30.84	125.5	30.98		
	184.8	94.30	5.62	102.2	6.51	111.4	7.62	121.0	8.63	124.5	8.78	129.6	8.97	133.0	9.26		
90	10	231.0	94.30	5.54	102.2	6.44	111.4	7.52	121.0	8.52	124.5	8.67	129.6	8.89	133.0	9.14	
		462.0	94.30	5.13	102.2	6.09	111.4	7.03	121.0	7.99	124.5	8.15	129.6	8.40	133.0	8.51	
		548.8	94.30	4.98	102.2	5.88	111.4	6.92	121.0	7.74	124.5	7.99	129.6	8.22	133.0	8.22	

7. Capacity Tables

Combi. (%)	Inlet Water Temp. (°C)	Water Flow Rate (LPM)	Indoor Air Temp. (°C, DB/WB)														
			20.0 / 14.0		23.0 / 16.0		26.0 / 18.0		27.0 / 19.0		28.0 / 20.0		30.0 / 22.0		32.0 / 24.0		
			TC	PI	TC	PI	TC	PI	TC	PI	TC	PI	TC	PI	TC	PI	
90	10	580.0	94.30	4.87	102.2	5.75	111.4	6.85	121.0	7.58	124.5	7.87	129.6	8.10	133.0	8.02	
	15	184.8	94.30	7.66	102.2	8.89	111.4	10.37	121.0	11.71	124.5	11.97	129.6	12.24	133.0	12.50	
		231.0	94.30	7.55	102.2	8.78	111.4	10.23	121.0	11.56	124.5	11.82	129.6	12.09	133.0	12.35	
		462.0	94.30	6.95	102.2	8.22	111.4	9.55	121.0	10.78	124.5	11.04	129.6	11.31	133.0	11.53	
		548.8	94.30	6.73	102.2	8.00	111.4	9.37	121.0	10.53	124.5	10.82	129.6	11.12	133.0	11.19	
		580.0	94.30	6.58	102.2	7.85	111.4	9.25	121.0	10.36	124.5	10.67	129.6	10.98	133.0	10.95	
	20	184.8	94.30	9.48	102.2	11.00	111.4	12.80	121.0	14.46	124.5	14.77	129.6	15.17	133.0	15.40	
		231.0	94.30	9.33	102.2	10.85	111.4	12.64	121.0	14.27	124.5	14.58	129.6	14.95	133.0	15.21	
		462.0	94.30	8.55	102.2	10.12	111.4	11.78	121.0	13.27	124.5	13.58	129.6	13.91	133.0	14.21	
		548.8	94.30	8.30	102.2	9.92	111.4	11.57	121.0	13.01	124.5	13.35	129.6	13.68	133.0	13.83	
		580.0	94.30	8.13	102.2	9.77	111.4	11.43	121.0	12.83	124.5	13.18	129.6	13.52	133.0	13.56	
	25	184.8	94.30	11.56	102.2	13.43	111.4	15.62	121.0	17.59	124.5	18.00	129.6	18.47	133.0	18.81	
		231.0	94.30	11.37	102.2	13.25	111.4	15.42	121.0	17.36	124.5	17.77	129.6	18.22	133.0	18.55	
		462.0	94.30	10.41	102.2	12.35	111.4	14.38	121.0	16.18	124.5	16.55	129.6	17.02	133.0	17.30	
		548.8	94.30	10.12	102.2	12.05	111.4	14.09	121.0	15.87	124.5	16.28	129.6	16.69	133.0	16.85	
		580.0	94.30	9.97	102.2	11.91	111.4	13.94	121.0	15.69	124.5	16.13	129.6	16.52	133.0	16.62	
	30	184.8	94.30	14.20	102.2	16.51	111.4	19.23	121.0	21.67	124.5	22.16	129.6	22.72	133.0	23.13	
		231.0	94.30	13.97	102.2	16.29	111.4	18.97	121.0	21.38	124.5	21.87	129.6	22.42	133.0	22.83	
		462.0	94.30	12.80	102.2	15.17	111.4	17.67	121.0	19.90	124.5	20.41	129.6	20.90	133.0	21.27	
		548.8	94.30	12.43	102.2	14.87	111.4	17.30	121.0	19.53	124.5	20.00	129.6	20.53	133.0	20.74	
		580.0	94.30	12.18	102.2	14.66	111.4	17.05	121.0	19.27	124.5	19.72	129.6	20.28	133.0	20.37	
	35	184.8	91.80	15.35	99.40	17.81	108.3	20.74	117.6	23.35	121.1	23.88	125.8	24.47	129.3	24.92	
		231.0	91.80	15.09	99.40	17.56	108.3	20.47	117.6	23.05	121.1	23.57	125.8	24.14	129.3	24.59	
		462.0	91.80	13.80	99.40	16.36	108.3	19.08	117.6	21.49	121.1	21.98	125.8	22.54	129.3	22.97	
		548.8	91.80	13.42	99.40	16.03	108.3	18.67	117.6	21.06	121.1	21.60	125.8	22.13	129.3	22.35	
		580.0	91.80	13.15	99.40	15.81	108.3	18.39	117.6	20.78	121.1	21.33	125.8	21.85	129.3	21.91	
	40	184.8	89.10	17.62	96.60	20.45	105.2	23.80	114.2	26.84	117.7	27.45	122.1	28.12	125.8	28.63	
		231.0	89.10	17.33	96.60	20.18	105.2	23.50	114.2	26.47	117.7	27.08	122.1	27.75	125.8	28.26	
		462.0	89.10	15.87	96.60	18.79	105.2	21.94	114.2	24.66	117.7	25.28	122.1	25.89	125.8	26.40	
		548.8	89.10	15.40	96.60	18.41	105.2	21.49	114.2	24.21	117.7	24.77	122.1	25.44	125.8	25.69	
		580.0	89.10	15.09	96.60	18.14	105.2	21.17	114.2	23.89	117.7	24.42	122.1	25.12	125.8	25.17	
	45	184.8	86.40	19.89	93.70	23.09	102.1	26.85	110.8	30.31	114.4	31.01	118.6	31.79	122.1	32.31	
		231.0	86.40	19.56	93.70	22.79	102.1	26.51	110.8	29.90	114.4	30.60	118.6	31.38	122.1	31.90	
		462.0	86.40	17.92	93.70	21.23	102.1	24.77	110.8	27.85	114.4	28.59	118.6	29.24	122.1	29.82	
		548.8	86.40	17.40	93.70	20.82	102.1	24.28	110.8	27.34	114.4	27.96	118.6	28.75	122.1	29.04	
		580.0	86.40	17.04	93.70	20.53	102.1	23.94	110.8	27.00	114.4	27.50	118.6	28.40	122.1	28.48	
	80	10	184.8	83.70	4.80	90.80	5.47	99.00	6.36	107.6	7.29	110.7	7.37	115.1	7.59	118.3	7.66
			231.0	83.70	4.72	90.80	5.40	99.00	6.29	107.6	7.18	110.7	7.29	115.1	7.48	118.3	7.56
			462.0	83.70	4.24	90.80	5.13	99.00	5.92	107.6	6.63	110.7	6.84	115.1	6.95	118.3	7.07
			548.8	83.70	4.21	90.80	4.98	99.00	5.80	107.6	6.51	110.7	6.62	115.1	6.84	118.3	6.92
			580.0	83.70	4.19	90.80	4.87	99.00	5.71	107.6	6.42	110.7	6.47	115.1	6.77	118.3	6.82
		15	184.8	83.70	6.46	90.80	7.47	99.00	8.69	107.6	9.82	110.7	10.03	115.1	10.29	118.3	10.45
			231.0	83.70	6.35	90.80	7.37	99.00	8.58	107.6	9.68	110.7	9.91	115.1	10.15	118.3	10.31
			462.0	83.70	5.79	90.80	6.89	99.00	8.00	107.6	9.00	110.7	9.26	115.1	9.45	118.3	9.63
			548.8	83.70	5.66	90.80	6.73	99.00	7.85	107.6	8.85	110.7	9.04	115.1	9.30	118.3	9.37
580.0			83.70	5.59	90.80	6.61	99.00	7.74	107.6	8.74	110.7	8.89	115.1	9.19	118.3	9.19	
20		184.8	83.70	7.92	90.80	9.25	99.00	10.75	107.6	12.09	110.7	12.38	115.1	12.68	118.3	12.94	
		231.0	83.70	7.78	90.80	9.13	99.00	10.60	107.6	11.94	110.7	12.23	115.1	12.52	118.3	12.76	
		462.0	83.70	7.14	90.80	8.47	99.00	9.86	107.6	11.12	110.7	11.41	115.1	11.68	118.3	11.90	
		548.8	83.70	6.95	90.80	8.30	99.00	9.67	107.6	10.90	110.7	11.19	115.1	11.49	118.3	11.57	
		580.0	83.70	6.82	90.80	8.19	99.00	9.54	107.6	10.75	110.7	11.04	115.1	11.35	118.3	11.34	
25		184.8	83.70	9.70	90.80	11.26	99.00	13.09	107.6	14.73	110.7	15.13	115.1	15.50	118.3	15.73	
		231.0	83.70	9.55	90.80	11.11	99.00	12.91	107.6	14.54	110.7	14.91	115.1	15.29	118.3	15.54	
		462.0	83.70	8.71	90.80	10.33	99.00	12.05	107.6	13.58	110.7	13.87	115.1	14.25	118.3	14.50	
		548.8	83.70	8.47	90.80	10.12	99.00	11.82	107.6	13.31	110.7	13.64	115.1	14.01	118.3	14.13	

7. Capacity Tables

Combi. (%)	Inlet Water Temp. (°C)	Water Flow Rate (LPM)	Indoor Air Temp. (°C, DB/WB)													
			20.0 / 14.0		23.0 / 16.0		26.0 / 18.0		27.0 / 19.0		28.0 / 20.0		30.0 / 22.0		32.0 / 24.0	
			TC	PI	TC	PI	TC	PI	TC	PI	TC	PI	TC	PI	TC	PI
80	25	580.0	83.70	8.34	90.80	10.01	99.00	11.68	107.6	13.16	110.7	13.50	115.1	13.87	118.3	13.94
	30	184.8	83.70	11.87	90.80	13.80	99.00	16.13	107.6	18.14	110.7	18.55	115.1	19.01	118.3	19.40
		231.0	83.70	11.68	90.80	13.62	99.00	15.91	107.6	17.89	110.7	18.32	115.1	18.75	118.3	19.14
		462.0	83.70	10.74	90.80	12.72	99.00	14.83	107.6	16.69	110.7	17.10	115.1	17.51	118.3	17.85
		548.8	83.70	10.45	90.80	12.43	99.00	14.50	107.6	16.36	110.7	16.77	115.1	17.18	118.3	17.40
		580.0	83.70	10.26	90.80	12.24	99.00	14.28	107.6	16.13	110.7	16.55	115.1	16.96	118.3	17.08
	35	184.8	83.70	13.23	90.80	15.36	99.00	17.88	107.6	20.15	110.7	20.65	115.1	21.16	118.3	21.53
		231.0	83.70	13.01	90.80	15.17	99.00	17.65	107.6	19.89	110.7	20.38	115.1	20.87	118.3	21.24
		462.0	83.70	11.94	90.80	14.13	99.00	16.48	107.6	18.55	110.7	19.00	115.1	19.45	118.3	19.82
		548.8	83.70	11.60	90.80	13.83	99.00	16.14	107.6	18.18	110.7	18.63	115.1	19.12	118.3	19.29
		580.0	83.70	11.36	90.80	13.62	99.00	15.90	107.6	17.93	110.7	18.37	115.1	18.89	118.3	18.92
	40	184.8	83.70	15.69	90.80	18.22	99.00	21.20	107.6	23.88	110.7	24.43	115.1	25.06	118.3	25.48
		231.0	83.70	15.43	90.80	17.97	99.00	20.91	107.6	23.57	110.7	24.10	115.1	24.73	118.3	25.14
		462.0	83.70	14.13	90.80	16.73	99.00	19.49	107.6	21.98	110.7	22.46	115.1	23.05	118.3	23.46
		548.8	83.70	13.72	90.80	16.40	99.00	19.08	107.6	21.53	110.7	22.05	115.1	22.64	118.3	22.84
		580.0	83.70	13.43	90.80	16.18	99.00	18.80	107.6	21.21	110.7	21.76	115.1	22.36	118.3	22.40
	45	184.8	83.70	18.12	90.80	21.09	99.00	24.54	107.6	27.63	110.7	28.22	115.1	28.97	118.3	29.42
		231.0	83.70	17.82	90.80	20.79	99.00	24.20	107.6	27.26	110.7	27.84	115.1	28.59	118.3	29.04
		462.0	83.70	16.32	90.80	19.33	99.00	22.50	107.6	25.40	110.7	25.95	115.1	26.63	118.3	27.10
		548.8	83.70	15.81	90.80	18.96	99.00	22.01	107.6	24.87	110.7	25.48	115.1	26.14	118.3	26.40
580.0		83.70	15.46	90.80	18.70	99.00	21.66	107.6	24.50	110.7	25.16	115.1	25.80	118.3	25.90	
70	10	184.8	73.40	3.91	79.50	4.57	86.70	5.28	94.00	5.95	96.80	6.18	100.5	6.35	103.5	6.36
		231.0	73.40	3.84	79.50	4.50	86.70	5.21	94.00	5.88	96.80	6.10	100.5	6.27	103.5	6.29
		462.0	73.40	3.57	79.50	4.17	86.70	4.88	94.00	5.57	96.80	5.69	100.5	5.84	103.5	5.92
		548.8	73.40	3.50	79.50	4.09	86.70	4.80	94.00	5.40	96.80	5.51	100.5	5.68	103.5	5.76
		580.0	73.40	3.46	79.50	4.03	86.70	4.74	94.00	5.30	96.80	5.39	100.5	5.56	103.5	5.64
	15	184.8	73.40	5.35	79.50	6.21	86.70	7.22	94.00	8.14	96.80	8.36	100.5	8.56	103.5	8.69
		231.0	73.40	5.27	79.50	6.13	86.70	7.14	94.00	8.03	96.80	8.25	100.5	8.45	103.5	8.58
		462.0	73.40	4.83	79.50	5.69	86.70	6.65	94.00	7.51	96.80	7.69	100.5	7.89	103.5	8.00
		548.8	73.40	4.72	79.50	5.58	86.70	6.52	94.00	7.36	96.80	7.51	100.5	7.73	103.5	7.81
		580.0	73.40	4.65	79.50	5.51	86.70	6.45	94.00	7.25	96.80	7.39	100.5	7.61	103.5	7.67
	20	184.8	73.40	6.62	79.50	7.69	86.70	8.95	94.00	10.08	96.80	10.29	100.5	10.53	103.5	10.75
		231.0	73.40	6.51	79.50	7.58	86.70	8.84	94.00	9.94	96.80	10.15	100.5	10.39	103.5	10.60
		462.0	73.40	5.95	79.50	7.06	86.70	8.22	94.00	9.26	96.80	9.45	100.5	9.71	103.5	9.86
		548.8	73.40	5.79	79.50	6.89	86.70	8.06	94.00	9.08	96.80	9.30	100.5	9.55	103.5	9.63
		580.0	73.40	5.67	79.50	6.79	86.70	7.94	94.00	8.96	96.80	9.19	100.5	9.43	103.5	9.47
	25	184.8	73.40	8.04	79.50	9.37	86.70	10.86	94.00	12.27	96.80	12.54	100.5	12.83	103.5	13.09
		231.0	73.40	7.92	79.50	9.25	86.70	10.72	94.00	12.11	96.80	12.39	100.5	12.68	103.5	12.91
		462.0	73.40	7.26	79.50	8.59	86.70	10.04	94.00	11.27	96.80	11.57	100.5	11.86	103.5	12.05
		548.8	73.40	7.06	79.50	8.43	86.70	9.82	94.00	11.08	96.80	11.31	100.5	11.60	103.5	11.72
		580.0	73.40	6.96	79.50	8.34	86.70	9.74	94.00	10.97	96.80	11.19	100.5	11.49	103.5	11.56
	30	184.8	73.40	9.90	79.50	11.50	86.70	13.39	94.00	15.06	96.80	15.44	100.5	15.81	103.5	16.13
		231.0	73.40	9.74	79.50	11.35	86.70	13.21	94.00	14.87	96.80	15.25	100.5	15.62	103.5	15.91
		462.0	73.40	8.92	79.50	10.57	86.70	12.31	94.00	13.87	96.80	14.21	100.5	14.58	103.5	14.83
		548.8	73.40	8.67	79.50	10.37	86.70	12.05	94.00	13.58	96.80	13.95	100.5	14.28	103.5	14.46
		580.0	73.40	8.50	79.50	10.22	86.70	11.87	94.00	13.39	96.80	13.77	100.5	14.07	103.5	14.21
	35	184.8	73.40	11.00	79.50	12.75	86.70	14.91	94.00	16.74	96.80	17.18	100.5	17.59	103.5	17.88
		231.0	73.40	10.82	79.50	12.60	86.70	14.72	94.00	16.52	96.80	16.95	100.5	17.36	103.5	17.65
		462.0	73.40	9.92	79.50	11.78	86.70	13.68	94.00	15.40	96.80	15.77	100.5	16.18	103.5	16.48
		548.8	73.40	9.63	79.50	11.49	86.70	13.42	94.00	15.13	96.80	15.50	100.5	15.91	103.5	16.07
		580.0	73.40	9.44	79.50	11.29	86.70	13.24	94.00	14.94	96.80	15.31	100.5	15.71	103.5	15.78
	40	184.8	73.40	13.02	79.50	15.10	86.70	17.63	94.00	19.86	96.80	20.31	100.5	20.82	103.5	21.19
		231.0	73.40	12.80	79.50	14.91	86.70	17.40	94.00	19.60	96.80	20.05	100.5	20.55	103.5	20.92
		462.0	73.40	11.72	79.50	13.91	86.70	16.24	94.00	18.26	96.80	18.71	100.5	19.16	103.5	19.53
		548.8	73.40	11.41	79.50	13.64	86.70	15.87	94.00	17.89	96.80	18.34	100.5	18.82	103.5	19.00

7. Capacity Tables

Combi. (%)	Inlet Water Temp. (°C)	Water Flow Rate (LPM)	Indoor Air Temp. (°C, DB/WB)														
			20.0 / 14.0		23.0 / 16.0		26.0 / 18.0		27.0 / 19.0		28.0 / 20.0		30.0 / 22.0		32.0 / 24.0		
			TC	PI	TC	PI	TC	PI	TC	PI	TC	PI	TC	PI	TC	PI	
70	40	580.0	73.40	11.18	79.50	13.45	86.70	15.62	94.00	17.63	96.80	18.09	100.5	18.58	103.5	18.62	
		184.8	73.40	15.05	79.50	17.47	86.70	20.34	94.00	22.98	96.80	23.46	100.5	24.06	103.5	24.51	
	45	231.0	73.40	14.80	79.50	17.24	86.70	20.08	94.00	22.68	96.80	23.16	100.5	23.73	103.5	24.20	
		462.0	73.40	13.54	79.50	16.07	86.70	18.79	94.00	21.11	96.80	21.64	100.5	22.13	103.5	22.60	
		548.8	73.40	13.17	79.50	15.77	86.70	18.30	94.00	20.64	96.80	21.19	100.5	21.76	103.5	21.94	
		580.0	73.40	12.92	79.50	15.56	86.70	17.96	94.00	20.32	96.80	20.87	100.5	21.51	103.5	21.47	
60	10	184.8	63.00	3.12	68.20	3.64	74.10	4.17	80.60	4.80	83.00	4.94	86.40	4.99	88.80	5.06	
		231.0	63.00	3.08	68.20	3.60	74.10	4.13	80.60	4.73	83.00	4.86	86.40	4.94	88.80	5.02	
		462.0	63.00	2.82	68.20	3.34	74.10	3.94	80.60	4.42	83.00	4.49	86.40	4.65	88.80	4.73	
		548.8	63.00	2.69	68.20	3.30	74.10	3.86	80.60	4.32	83.00	4.42	86.40	4.53	88.80	4.61	
		580.0	63.00	2.61	68.20	3.27	74.10	3.80	80.60	4.26	83.00	4.38	86.40	4.44	88.80	4.52	
	15	184.8	63.00	4.25	68.20	4.95	74.10	5.73	80.60	6.51	83.00	6.69	86.40	6.80	88.80	6.92	
		231.0	63.00	4.18	68.20	4.88	74.10	5.66	80.60	6.43	83.00	6.59	86.40	6.72	88.80	6.84	
		462.0	63.00	3.84	68.20	4.54	74.10	5.32	80.60	5.99	83.00	6.11	86.40	6.28	88.80	6.40	
		548.8	63.00	3.72	68.20	4.46	74.10	5.21	80.60	5.87	83.00	5.99	86.40	6.14	88.80	6.24	
		580.0	63.00	3.63	68.20	4.40	74.10	5.14	80.60	5.78	83.00	5.90	86.40	6.05	88.80	6.12	
	20	184.8	63.00	5.27	68.20	6.14	74.10	7.14	80.60	8.02	83.00	8.22	86.40	8.40	88.80	8.56	
		231.0	63.00	5.19	68.20	6.06	74.10	7.06	80.60	7.91	83.00	8.11	86.40	8.29	88.80	8.45	
		462.0	63.00	4.76	68.20	5.62	74.10	6.58	80.60	7.40	83.00	7.55	86.40	7.73	88.80	7.89	
		548.8	63.00	4.62	68.20	5.50	74.10	6.40	80.60	7.22	83.00	7.40	86.40	7.59	88.80	7.69	
		580.0	63.00	4.53	68.20	5.41	74.10	6.28	80.60	7.10	83.00	7.29	86.40	7.50	88.80	7.54	
	25	184.8	63.00	6.40	68.20	7.48	74.10	8.70	80.60	9.78	83.00	10.00	86.40	10.23	88.80	10.45	
		231.0	63.00	6.29	68.20	7.37	74.10	8.58	80.60	9.66	83.00	9.88	86.40	10.11	88.80	10.31	
		462.0	63.00	5.79	68.20	6.85	74.10	7.96	80.60	9.00	83.00	9.22	86.40	9.45	88.80	9.63	
		548.8	63.00	5.62	68.20	6.69	74.10	7.81	80.60	8.81	83.00	9.04	86.40	9.26	88.80	9.37	
		580.0	63.00	5.54	68.20	6.61	74.10	7.73	80.60	8.70	83.00	8.96	86.40	9.15	88.80	9.26	
	30	184.8	63.00	7.88	68.20	9.15	74.10	10.67	80.60	12.01	83.00	12.30	86.40	12.60	88.80	12.84	
		231.0	63.00	7.76	68.20	9.03	74.10	10.53	80.60	11.86	83.00	12.15	86.40	12.44	88.80	12.68	
		462.0	63.00	7.10	68.20	8.43	74.10	9.82	80.60	11.08	83.00	11.31	86.40	11.60	88.80	11.82	
		548.8	63.00	6.89	68.20	8.26	74.10	9.63	80.60	10.86	83.00	11.12	86.40	11.41	88.80	11.53	
		580.0	63.00	6.76	68.20	8.15	74.10	9.50	80.60	10.71	83.00	10.98	86.40	11.27	88.80	11.34	
	35	184.8	63.00	8.77	68.20	10.20	74.10	11.89	80.60	13.35	83.00	13.68	86.40	14.02	88.80	14.28	
		231.0	63.00	8.62	68.20	10.05	74.10	11.74	80.60	13.17	83.00	13.50	86.40	13.83	88.80	14.09	
		462.0	63.00	7.89	68.20	9.37	74.10	10.90	80.60	12.31	83.00	12.60	86.40	12.90	88.80	13.13	
		548.8	63.00	7.69	68.20	9.18	74.10	10.70	80.60	12.05	83.00	12.35	86.40	12.68	88.80	12.80	
		580.0	63.00	7.54	68.20	9.05	74.10	10.55	80.60	11.87	83.00	12.18	86.40	12.53	88.80	12.57	
	40	184.8	63.00	10.37	68.20	12.05	74.10	14.06	80.60	15.84	83.00	16.21	86.40	16.58	88.80	16.92	
		231.0	63.00	10.21	68.20	11.90	74.10	13.87	80.60	15.62	83.00	15.99	86.40	16.36	88.80	16.70	
		462.0	63.00	9.37	68.20	11.12	74.10	12.93	80.60	14.54	83.00	14.91	86.40	15.28	88.80	15.58	
		548.8	63.00	9.08	68.20	10.86	74.10	12.68	80.60	14.25	83.00	14.62	86.40	14.99	88.80	15.17	
		580.0	63.00	8.89	68.20	10.68	74.10	12.52	80.60	14.06	83.00	14.43	86.40	14.80	88.80	14.88	
	45	184.8	63.00	11.94	68.20	13.87	74.10	16.25	80.60	18.33	83.00	18.73	86.40	19.12	88.80	19.56	
		231.0	63.00	11.76	68.20	13.69	74.10	16.03	80.60	18.07	83.00	18.48	86.40	18.87	88.80	19.30	
		462.0	63.00	10.86	68.20	12.84	74.10	14.95	80.60	16.77	83.00	17.22	86.40	17.67	88.80	18.00	
		548.8	63.00	10.49	68.20	12.56	74.10	14.66	80.60	16.44	83.00	16.89	86.40	17.30	88.80	17.51	
		580.0	63.00	10.24	68.20	12.35	74.10	14.47	80.60	16.21	83.00	16.66	86.40	17.05	88.80	17.16	
	50	10	184.8	52.40	2.31	56.80	2.71	61.80	3.24	67.20	3.54	69.20	3.61	72.00	3.76	73.80	3.79
			231.0	52.40	2.29	56.80	2.67	61.80	3.20	67.20	3.50	69.20	3.58	72.00	3.71	73.80	3.75
			462.0	52.40	2.15	56.80	2.50	61.80	2.94	67.20	3.30	69.20	3.42	72.00	3.42	73.80	3.50
			548.8	52.40	2.14	56.80	2.50	61.80	2.86	67.20	3.21	69.20	3.24	72.00	3.38	73.80	3.38
			580.0	52.40	2.13	56.80	2.50	61.80	2.80	67.20	3.16	69.20	3.12	72.00	3.35	73.80	3.29
		15	184.8	52.40	3.16	56.80	3.69	61.80	4.32	67.20	4.83	69.20	4.95	72.00	5.09	73.80	5.17
			231.0	52.40	3.12	56.80	3.65	61.80	4.27	67.20	4.76	69.20	4.88	72.00	5.02	73.80	5.10
			462.0	52.40	2.86	56.80	3.39	61.80	3.97	67.20	4.46	69.20	4.58	72.00	4.68	73.80	4.76
		548.8	52.40	2.76	56.80	3.35	61.80	3.87	67.20	4.38	69.20	4.46	72.00	4.58	73.80	4.62	

7. Capacity Tables

Combi. (%)	Inlet Water Temp. (°C)	Water Flow Rate (LPM)	Indoor Air Temp. (°C, DB/WB)													
			20.0 / 14.0		23.0 / 16.0		26.0 / 18.0		27.0 / 19.0		28.0 / 20.0		30.0 / 22.0		32.0 / 24.0	
			TC	PI	TC	PI	TC	PI	TC	PI	TC	PI	TC	PI	TC	PI
50	15	580.0	52.40	2.70	56.80	3.32	61.80	3.81	67.20	4.32	69.20	4.37	72.00	4.52	73.80	4.53
	20	184.8	52.40	3.91	56.80	4.58	61.80	5.28	67.20	5.95	69.20	6.14	72.00	6.25	73.80	6.39
		231.0	52.40	3.84	56.80	4.51	61.80	5.21	67.20	5.88	69.20	6.06	72.00	6.17	73.80	6.31
		462.0	52.40	3.56	56.80	4.17	61.80	4.87	67.20	5.50	69.20	5.62	72.00	5.79	73.80	5.87
		548.8	52.40	3.42	56.80	4.09	61.80	4.79	67.20	5.42	69.20	5.54	72.00	5.66	73.80	5.73
		580.0	52.40	3.33	56.80	4.03	61.80	4.73	67.20	5.36	69.20	5.48	72.00	5.59	73.80	5.64
	25	184.8	52.40	4.76	56.80	5.54	61.80	6.47	67.20	7.32	69.20	7.48	72.00	7.65	73.80	7.76
		231.0	52.40	4.69	56.80	5.47	61.80	6.39	67.20	7.21	69.20	7.37	72.00	7.54	73.80	7.66
		462.0	52.40	4.31	56.80	5.13	61.80	5.95	67.20	6.69	69.20	6.85	72.00	7.03	73.80	7.18
		548.8	52.40	4.17	56.80	4.99	61.80	5.83	67.20	6.58	69.20	6.73	72.00	6.89	73.80	6.99
		580.0	52.40	4.12	56.80	4.94	61.80	5.76	67.20	6.51	69.20	6.66	72.00	6.84	73.80	6.88
	30	184.8	52.40	5.91	56.80	6.84	61.80	7.99	67.20	8.99	69.20	9.19	72.00	9.40	73.80	9.56
		231.0	52.40	5.80	56.80	6.76	61.80	7.88	67.20	8.88	69.20	9.07	72.00	9.29	73.80	9.44
		462.0	52.40	5.28	56.80	6.28	61.80	7.32	67.20	8.26	69.20	8.43	72.00	8.67	73.80	8.81
		548.8	52.40	5.17	56.80	6.14	61.80	7.18	67.20	8.10	69.20	8.30	72.00	8.51	73.80	8.59
		580.0	52.40	5.10	56.80	6.05	61.80	7.09	67.20	7.98	69.20	8.22	72.00	8.39	73.80	8.44
	35	184.8	52.40	6.54	56.80	7.59	61.80	8.86	67.20	9.94	69.20	10.20	72.00	10.45	73.80	10.61
		231.0	52.40	6.43	56.80	7.48	61.80	8.74	67.20	9.82	69.20	10.05	72.00	10.31	73.80	10.47
		462.0	52.40	5.91	56.80	6.99	61.80	8.14	67.20	9.18	69.20	9.37	72.00	9.63	73.80	9.78
		548.8	52.40	5.73	56.80	6.85	61.80	7.96	67.20	9.00	69.20	9.22	72.00	9.45	73.80	9.55
		580.0	52.40	5.61	56.80	6.76	61.80	7.84	67.20	8.88	69.20	9.11	72.00	9.33	73.80	9.39
	40	184.8	52.40	7.76	56.80	8.99	61.80	10.49	67.20	11.79	69.20	12.09	72.00	12.38	73.80	12.60
		231.0	52.40	7.62	56.80	8.88	61.80	10.34	67.20	11.64	69.20	11.94	72.00	12.23	73.80	12.44
		462.0	52.40	6.99	56.80	8.26	61.80	9.63	67.20	10.86	69.20	11.12	72.00	11.41	73.80	11.60
		548.8	52.40	6.77	56.80	8.10	61.80	9.45	67.20	10.67	69.20	10.90	72.00	11.19	73.80	11.27
		580.0	52.40	6.62	56.80	7.98	61.80	9.33	67.20	10.54	69.20	10.75	72.00	11.04	73.80	11.04
	45	184.8	52.40	8.99	56.80	10.37	61.80	12.15	67.20	13.65	69.20	13.98	72.00	14.32	73.80	14.57
		231.0	52.40	8.84	56.80	10.23	61.80	11.97	67.20	13.47	69.20	13.79	72.00	14.13	73.80	14.38
		462.0	52.40	8.06	56.80	9.55	61.80	11.12	67.20	12.56	69.20	12.84	72.00	13.17	73.80	13.42
		548.8	52.40	7.81	56.80	9.33	61.80	10.94	67.20	12.31	69.20	12.60	72.00	12.93	73.80	13.01
		580.0	52.40	7.64	56.80	9.18	61.80	10.82	67.20	12.15	69.20	12.42	72.00	12.75	73.80	12.72

Note

- TC: Total Capacity(kW), PI : Power Input(kW)
- Capacity tables show the average value of conditions which may occur.
- The minimum flow rate of the product is based on 50% of the rated flow rate or the value indicated in the specification table, whichever is greater. However, when the 'Variable Water Flow Valve Control KIT' is applied, the minimum flow rate is allowed to 40% (gray colored area) of the rated flow rate.
- If the flow rate is less than minimum flow rate and the indoor unit combination ratio exceeds 130%, ask to LG Electronics even if the 'Variable Water Flow Valve Control KIT' is applied.

7. Capacity Tables

CRWM500LAS5

Combi. (%)	Inlet Water Temp. (°C)	Water Flow Rate (LPM)	Indoor Air Temp. (°C, DB/WB)														
			20.0 / 14.0		23.0 / 16.0		26.0 / 18.0		27.0 / 19.0		28.0 / 20.0		30.0 / 22.0		32.0 / 24.0		
			TC	PI	TC	PI	TC	PI	TC	PI	TC	PI	TC	PI	TC	PI	
130	10	192.0	130.2	8.59	141.0	10.07	153.5	11.72	166.7	13.13	171.8	13.44	178.5	13.87	183.5	14.07	
		249.0	130.2	8.45	141.0	9.90	153.5	11.53	166.7	12.94	171.8	13.25	178.5	13.65	183.5	13.87	
		480.0	130.2	7.82	141.0	9.16	153.5	10.72	166.7	12.08	171.8	12.44	178.5	12.70	183.5	13.01	
		542.4	130.2	7.58	141.0	9.04	153.5	10.55	166.7	11.82	171.8	12.18	178.5	12.49	183.5	12.65	
		624.0	130.2	7.27	141.0	8.87	153.5	10.33	166.7	11.47	171.8	11.81	178.5	12.21	183.5	12.16	
	15	192.0	128.0	11.31	138.7	13.18	151.0	15.36	164.0	17.27	169.0	17.68	175.5	18.13	180.5	18.44	
		249.0	128.0	11.12	138.7	12.98	151.0	15.11	164.0	17.00	169.0	17.41	175.5	17.86	180.5	18.19	
		480.0	128.0	10.24	138.7	12.10	151.0	14.11	164.0	15.88	169.0	16.29	175.5	16.72	180.5	17.08	
		542.4	128.0	9.95	138.7	11.87	151.0	13.83	164.0	15.57	169.0	15.98	175.5	16.39	180.5	16.67	
		624.0	128.0	9.57	138.7	11.55	151.0	13.44	164.0	15.17	169.0	15.57	175.5	15.94	180.5	16.14	
	20	192.0	126.2	13.75	136.7	15.96	148.8	18.61	161.8	20.93	166.5	21.43	173.0	21.93	178.0	22.34	
		249.0	126.2	13.48	136.7	15.71	148.8	18.33	161.8	20.62	166.5	21.10	173.0	21.62	178.0	22.03	
		480.0	126.2	12.37	136.7	14.71	148.8	17.13	161.8	19.28	166.5	19.73	173.0	20.28	178.0	20.69	
		542.4	126.2	12.06	136.7	14.38	148.8	16.77	161.8	18.90	166.5	19.35	173.0	19.85	178.0	20.23	
		624.0	126.2	11.65	136.7	13.93	148.8	16.28	161.8	18.39	166.5	18.84	173.0	19.28	178.0	19.64	
	25	192.0	126.2	16.96	136.7	19.66	148.8	22.92	161.8	25.86	166.5	26.45	173.0	27.08	178.0	27.53	
		249.0	126.2	16.63	136.7	19.36	148.8	22.56	161.8	25.45	166.5	26.04	173.0	26.69	178.0	27.14	
		480.0	126.2	15.29	136.7	18.13	148.8	21.10	161.8	23.75	166.5	24.33	173.0	25.02	178.0	25.48	
		542.4	126.2	14.83	136.7	17.72	148.8	20.69	161.8	23.30	166.5	23.87	173.0	24.52	178.0	24.93	
		624.0	126.2	14.61	136.7	17.51	148.8	20.48	161.8	23.06	166.5	23.66	173.0	24.28	178.0	24.66	
	30	192.0	126.2	20.38	136.7	23.63	148.8	27.51	161.8	31.00	166.5	31.74	173.0	32.51	178.0	33.06	
		249.0	126.2	19.99	136.7	23.27	148.8	27.09	161.8	30.53	166.5	31.27	173.0	32.04	178.0	32.59	
		480.0	126.2	18.30	136.7	21.74	148.8	25.33	161.8	28.49	166.5	29.23	173.0	30.00	178.0	30.59	
		542.4	126.2	17.80	136.7	21.29	148.8	24.80	161.8	27.94	166.5	28.68	173.0	29.40	178.0	29.90	
		624.0	126.2	17.14	136.7	20.69	148.8	24.10	161.8	27.21	166.5	27.95	173.0	28.61	178.0	28.98	
	35	192.0	113.5	20.55	123.0	23.90	133.8	27.84	145.5	31.31	150.0	32.12	155.8	32.89	160.2	33.42	
		249.0	113.5	20.16	123.0	23.54	133.8	27.42	145.5	30.84	150.0	31.62	155.8	32.39	160.2	32.95	
		480.0	113.5	18.54	123.0	21.96	133.8	25.62	145.5	28.85	150.0	29.54	155.8	30.33	160.2	30.95	
		542.4	113.5	18.04	123.0	21.50	133.8	25.07	145.5	28.27	150.0	28.99	155.8	29.73	160.2	30.23	
		624.0	113.5	17.37	123.0	20.91	133.8	24.34	145.5	27.50	150.0	28.25	155.8	28.94	160.2	29.27	
	40	192.0	101.0	21.72	109.3	25.19	119.0	29.37	129.3	33.03	133.3	33.82	138.5	34.64	142.3	35.28	
		249.0	101.0	21.30	109.3	24.80	119.0	28.93	129.3	32.53	133.3	33.32	138.5	34.14	142.3	34.78	
		480.0	101.0	19.54	109.3	23.20	119.0	27.03	129.3	30.40	133.3	31.19	138.5	32.00	142.3	32.65	
		542.4	101.0	18.99	109.3	22.70	119.0	26.43	129.3	29.83	133.3	30.59	138.5	31.36	142.3	31.91	
		624.0	101.0	18.27	109.3	22.04	119.0	25.64	129.3	29.06	133.3	29.80	138.5	30.49	142.3	30.91	
	45	192.0	88.20	22.89	95.80	26.48	104.0	30.90	113.2	34.76	116.7	35.52	121.0	36.38	124.5	37.15	
		249.0	88.20	22.45	95.80	26.09	104.0	30.43	113.2	34.23	116.7	35.00	121.0	35.86	124.5	36.62	
		480.0	88.20	20.55	95.80	24.42	104.0	28.44	113.2	31.96	116.7	32.84	121.0	33.70	124.5	34.35	
		542.4	88.20	19.95	95.80	23.87	104.0	27.82	113.2	31.36	116.7	32.19	121.0	33.01	124.5	33.61	
		624.0	88.20	19.16	95.80	23.15	104.0	26.98	113.2	30.57	116.7	31.34	121.0	32.09	124.5	32.63	
	120	10	192.0	123.2	8.18	133.3	9.54	145.3	11.05	157.8	12.44	162.5	12.84	169.0	13.13	173.7	13.30
			249.0	123.2	8.02	133.3	9.40	145.3	10.89	157.8	12.25	162.5	12.62	169.0	12.91	173.7	13.11
			480.0	123.2	7.37	133.3	8.78	145.3	10.24	157.8	11.46	162.5	11.72	169.0	12.03	173.7	12.29
			542.4	123.2	7.13	133.3	8.49	145.3	10.00	157.8	11.19	162.5	11.55	169.0	11.82	173.7	12.03
			624.0	123.2	6.81	133.3	8.11	145.3	9.68	157.8	10.83	162.5	11.32	169.0	11.54	173.7	11.69
15		192.0	121.8	10.86	131.8	12.63	143.7	14.66	156.0	16.53	160.7	16.94	167.0	17.36	171.7	17.61	
		249.0	121.8	10.66	131.8	12.44	143.7	14.44	156.0	16.28	160.7	16.69	167.0	17.09	171.7	17.36	
		480.0	121.8	9.78	131.8	11.60	143.7	13.51	156.0	15.21	160.7	15.57	167.0	15.98	171.7	16.29	
		542.4	121.8	9.50	131.8	11.32	143.7	13.25	156.0	14.88	160.7	15.29	167.0	15.67	171.7	15.93	
		624.0	121.8	9.11	131.8	10.93	143.7	12.89	156.0	14.43	160.7	14.90	167.0	15.26	171.7	15.46	
20		192.0	120.5	13.23	130.5	15.36	142.2	17.87	154.5	20.14	159.0	20.59	165.3	21.10	170.0	21.46	
		249.0	120.5	12.98	130.5	15.11	142.2	17.59	154.5	19.84	159.0	20.29	165.3	20.79	170.0	21.15	
		480.0	120.5	11.91	130.5	14.11	142.2	16.43	154.5	18.54	159.0	18.99	165.3	19.49	170.0	19.85	
		542.4	120.5	11.60	130.5	13.83	142.2	16.12	154.5	18.18	159.0	18.63	165.3	19.09	170.0	19.40	

7. Capacity Tables

Combi. (%)	Inlet Water Temp. (°C)	Water Flow Rate (LPM)	Indoor Air Temp. (°C, DB/WB)													
			20.0 / 14.0		23.0 / 16.0		26.0 / 18.0		27.0 / 19.0		28.0 / 20.0		30.0 / 22.0		32.0 / 24.0	
			TC	PI	TC	PI	TC	PI	TC	PI	TC	PI	TC	PI	TC	PI
120	20	624.0	120.5	11.17	130.5	13.44	142.2	15.71	154.5	17.69	159.0	18.16	165.3	18.55	170.0	18.78
	25	192.0	120.5	16.26	130.5	18.90	142.2	22.01	154.5	24.73	159.0	25.33	165.3	25.98	170.0	26.43
		249.0	120.5	15.96	130.5	18.60	142.2	21.67	154.5	24.37	159.0	24.94	165.3	25.59	170.0	26.04
		480.0	120.5	14.66	130.5	17.34	142.2	20.23	154.5	22.79	159.0	23.32	165.3	23.92	170.0	24.42
		542.4	120.5	14.25	130.5	16.98	142.2	19.81	154.5	22.32	159.0	22.87	165.3	23.47	170.0	23.83
		624.0	120.5	14.04	130.5	16.79	142.2	19.61	154.5	22.10	159.0	22.65	165.3	23.25	170.0	23.54
	30	192.0	120.5	19.61	130.5	22.84	142.2	26.60	154.5	29.95	159.0	30.62	165.3	31.41	170.0	31.96
		249.0	120.5	19.25	130.5	22.48	142.2	26.18	154.5	29.48	159.0	30.15	165.3	30.94	170.0	31.49
		480.0	120.5	17.72	130.5	21.00	142.2	24.42	154.5	27.53	159.0	28.22	165.3	28.94	170.0	29.49
		542.4	120.5	17.22	130.5	20.55	142.2	23.92	154.5	26.98	159.0	27.67	165.3	28.39	170.0	28.82
		624.0	120.5	16.56	130.5	19.95	142.2	23.24	154.5	26.24	159.0	26.95	165.3	27.65	170.0	27.92
	35	192.0	110.2	20.14	119.5	23.39	130.0	27.24	141.3	30.69	145.5	31.43	151.2	32.15	155.5	32.75
		249.0	110.2	19.75	119.5	23.03	130.0	26.83	141.3	30.22	145.5	30.94	151.2	31.68	155.5	32.25
		480.0	110.2	18.13	119.5	21.50	130.0	25.07	141.3	28.22	145.5	28.90	151.2	29.68	155.5	30.23
		542.4	110.2	17.63	119.5	21.05	130.0	24.57	141.3	27.67	145.5	28.35	151.2	29.09	155.5	29.54
		624.0	110.2	16.97	119.5	20.45	130.0	23.88	141.3	26.95	145.5	27.62	151.2	28.30	155.5	28.60
	40	192.0	100.0	21.65	108.3	25.16	118.0	29.33	128.3	32.99	132.0	33.78	137.2	34.61	141.0	35.24
		249.0	100.0	21.24	108.3	24.77	118.0	28.88	128.3	32.49	132.0	33.26	137.2	34.09	141.0	34.71
		480.0	100.0	19.54	108.3	23.15	118.0	26.98	128.3	30.36	132.0	31.10	137.2	31.91	141.0	32.55
		542.4	100.0	18.99	108.3	22.65	118.0	26.43	128.3	29.78	132.0	30.55	137.2	31.33	141.0	31.79
624.0		100.0	18.27	108.3	21.99	118.0	25.71	128.3	29.01	132.0	29.82	137.2	30.56	141.0	30.76	
45	192.0	89.80	23.18	97.20	26.91	105.8	31.43	115.3	35.31	118.7	36.14	123.2	37.07	126.5	37.74	
	249.0	89.80	22.76	97.20	26.50	105.8	30.94	115.3	34.78	118.7	35.59	123.2	36.52	126.5	37.19	
	480.0	89.80	20.95	97.20	24.80	105.8	28.90	115.3	32.51	118.7	33.29	123.2	34.16	126.5	34.88	
	542.4	89.80	20.36	97.20	24.25	105.8	28.32	115.3	31.86	118.7	32.74	123.2	33.56	126.5	34.01	
	624.0	89.80	19.57	97.20	23.53	105.8	27.55	115.3	31.01	118.7	32.02	123.2	32.77	126.5	32.86	
110	10	192.0	116.2	7.73	126.0	8.94	137.0	10.48	148.8	11.77	153.2	12.01	159.5	12.39	163.5	12.56
		249.0	116.2	7.59	126.0	8.80	137.0	10.31	148.8	11.58	153.2	11.84	159.5	12.20	163.5	12.37
		480.0	116.2	6.96	126.0	8.23	137.0	9.59	148.8	10.81	153.2	11.14	159.5	11.41	163.5	11.58
		542.4	116.2	6.77	126.0	8.04	137.0	9.37	148.8	10.65	153.2	10.81	159.5	11.17	163.5	11.31
		624.0	116.2	6.52	126.0	7.78	137.0	9.10	148.8	10.43	153.2	10.37	159.5	10.85	163.5	10.97
	15	192.0	115.5	10.34	125.0	12.03	136.2	14.02	148.0	15.79	152.5	16.15	158.5	16.57	162.8	16.84
		249.0	115.5	10.15	125.0	11.84	136.2	13.80	148.0	15.54	152.5	15.90	158.5	16.32	162.8	16.59
		480.0	115.5	9.31	125.0	11.05	136.2	12.87	148.0	14.52	152.5	14.88	158.5	15.26	162.8	15.52
		542.4	115.5	9.09	125.0	10.81	136.2	12.61	148.0	14.25	152.5	14.57	158.5	14.97	162.8	15.16
		624.0	115.5	8.79	125.0	10.49	136.2	12.24	148.0	13.89	152.5	14.16	158.5	14.59	162.8	14.67
	20	192.0	115.0	12.68	124.5	14.76	135.5	17.17	147.3	19.35	151.7	19.83	157.5	20.28	162.0	20.64
		249.0	115.0	12.43	124.5	14.54	135.5	16.90	147.3	19.05	151.7	19.53	157.5	19.98	162.0	20.34
		480.0	115.0	11.41	124.5	13.56	135.5	15.79	147.3	17.80	151.7	18.23	157.5	18.68	162.0	19.04
		542.4	115.0	11.15	124.5	13.28	135.5	15.48	147.3	17.44	151.7	17.89	157.5	18.35	162.0	18.59
		624.0	115.0	10.80	124.5	12.89	135.5	15.07	147.3	16.97	151.7	17.45	157.5	17.90	162.0	17.97
	25	192.0	115.0	15.50	124.5	18.06	135.5	21.02	147.3	23.66	151.7	24.21	157.5	24.83	162.0	25.28
		249.0	115.0	15.22	124.5	17.78	135.5	20.69	147.3	23.30	151.7	23.85	157.5	24.45	162.0	24.90
		480.0	115.0	14.02	124.5	16.62	135.5	19.35	147.3	21.79	151.7	22.32	157.5	22.87	162.0	23.32
		542.4	115.0	13.61	124.5	16.26	135.5	18.95	147.3	21.36	151.7	21.86	157.5	22.46	162.0	22.75
		624.0	115.0	13.40	124.5	16.07	135.5	18.75	147.3	21.17	151.7	21.65	157.5	22.27	162.0	22.44
30	192.0	115.0	18.90	124.5	22.01	135.5	25.62	147.3	28.87	151.7	29.56	157.5	30.24	162.0	30.81	
	249.0	115.0	18.54	124.5	21.67	135.5	25.23	147.3	28.43	151.7	29.12	157.5	29.79	162.0	30.34	
	480.0	115.0	17.08	124.5	20.23	135.5	23.56	147.3	26.53	151.7	27.22	157.5	27.89	162.0	28.39	
	542.4	115.0	16.62	124.5	19.81	135.5	23.11	147.3	26.02	151.7	26.67	157.5	27.34	162.0	27.72	
	624.0	115.0	16.03	124.5	19.23	135.5	22.51	147.3	25.36	151.7	25.94	157.5	26.62	162.0	26.83	
35	192.0	107.0	19.71	116.0	22.89	126.3	26.64	137.2	30.02	141.3	30.71	146.8	31.45	151.0	32.05	
	249.0	107.0	19.35	116.0	22.53	126.3	26.23	137.2	29.55	141.3	30.24	146.8	30.98	151.0	31.58	
	480.0	107.0	17.77	116.0	21.05	126.3	24.52	137.2	27.63	141.3	28.27	146.8	28.99	151.0	29.54	
	542.4	107.0	17.27	116.0	20.59	126.3	24.02	137.2	27.08	141.3	27.77	146.8	28.44	151.0	28.82	

7. Capacity Tables

Combi. (%)	Inlet Water Temp. (°C)	Water Flow Rate (LPM)	Indoor Air Temp. (°C, DB/WB)														
			20.0 / 14.0		23.0 / 16.0		26.0 / 18.0		27.0 / 19.0		28.0 / 20.0		30.0 / 22.0		32.0 / 24.0		
			TC	PI	TC	PI	TC	PI	TC	PI	TC	PI	TC	PI	TC	PI	
110	35	624.0	107.0	16.59	116.0	19.98	126.3	23.33	137.2	26.35	141.3	27.09	146.8	27.72	151.0	27.86	
	40	192.0	99.00	21.62	107.5	25.16	117.0	29.28	127.2	32.96	131.0	33.73	136.0	34.56	139.8	35.21	
		249.0	99.00	21.21	107.5	24.77	117.0	28.83	127.2	32.46	131.0	33.21	136.0	34.04	139.8	34.68	
		480.0	99.00	19.49	107.5	23.11	117.0	26.93	127.2	30.33	131.0	31.05	136.0	31.86	139.8	32.46	
		542.4	99.00	18.95	107.5	22.60	117.0	26.38	127.2	29.73	131.0	30.50	136.0	31.29	139.8	31.65	
		624.0	99.00	18.20	107.5	21.92	117.0	25.64	127.2	28.94	131.0	29.77	136.0	30.52	139.8	30.56	
	45	192.0	91.20	23.51	99.00	27.44	107.5	31.93	117.0	35.88	120.5	36.74	125.3	37.67	128.8	38.37	
		249.0	91.20	23.07	99.00	27.00	107.5	31.43	117.0	35.33	120.5	36.18	125.3	37.12	128.8	37.79	
		480.0	91.20	21.24	99.00	25.16	107.5	29.35	117.0	33.01	120.5	33.84	125.3	34.75	128.8	35.38	
		542.4	91.20	20.64	99.00	24.61	107.5	28.77	117.0	32.36	120.5	33.25	125.3	34.11	128.8	34.47	
		624.0	91.20	19.85	99.00	23.87	107.5	28.00	117.0	31.49	120.5	32.46	125.3	33.26	128.8	33.25	
	100	10	192.0	109.2	7.30	118.2	8.49	128.8	9.76	140.0	11.12	144.2	11.27	149.8	11.65	154.0	11.89
			249.0	109.2	7.16	118.2	8.35	128.8	9.62	140.0	10.95	144.2	11.10	149.8	11.48	154.0	11.70
			480.0	109.2	6.60	118.2	7.77	128.8	9.04	140.0	10.24	144.2	10.45	149.8	10.72	154.0	10.93
			542.4	109.2	6.36	118.2	7.60	128.8	8.83	140.0	10.02	144.2	10.24	149.8	10.50	154.0	10.57
624.0			109.2	6.05	118.2	7.39	128.8	8.55	140.0	9.74	144.2	9.96	149.8	10.20	154.0	10.08	
15		192.0	109.2	9.88	118.2	11.46	128.8	13.32	140.0	15.04	144.2	15.36	149.8	15.79	154.0	16.05	
		249.0	109.2	9.69	118.2	11.29	128.8	13.13	140.0	14.82	144.2	15.14	149.8	15.54	154.0	15.80	
		480.0	109.2	8.90	118.2	10.55	128.8	12.29	140.0	13.83	144.2	14.16	149.8	14.52	154.0	14.78	
		542.4	109.2	8.63	118.2	10.31	128.8	12.01	140.0	13.56	144.2	13.87	149.8	14.25	154.0	14.38	
		624.0	109.2	8.27	118.2	9.99	128.8	11.63	140.0	13.20	144.2	13.49	149.8	13.89	154.0	13.84	
20		192.0	109.2	12.15	118.2	14.09	128.8	16.48	140.0	18.51	144.2	18.99	149.8	19.45	154.0	19.76	
		249.0	109.2	11.93	118.2	13.89	128.8	16.23	140.0	18.23	144.2	18.69	149.8	19.15	154.0	19.46	
		480.0	109.2	10.96	118.2	13.01	128.8	15.16	140.0	17.03	144.2	17.44	149.8	17.89	154.0	18.23	
		542.4	109.2	10.64	118.2	12.75	128.8	14.83	140.0	16.72	144.2	17.13	149.8	17.58	154.0	17.77	
		624.0	109.2	10.24	118.2	12.38	128.8	14.39	140.0	16.31	144.2	16.72	149.8	17.15	154.0	17.15	
25		192.0	109.2	14.81	118.2	17.22	128.8	20.05	140.0	22.60	144.2	23.16	149.8	23.71	154.0	24.13	
		249.0	109.2	14.53	118.2	16.95	128.8	19.74	140.0	22.24	144.2	22.80	149.8	23.35	154.0	23.77	
		480.0	109.2	13.37	118.2	15.84	128.8	18.44	140.0	20.78	144.2	21.29	149.8	21.82	154.0	22.24	
		542.4	109.2	13.01	118.2	15.52	128.8	18.08	140.0	20.36	144.2	20.86	149.8	21.41	154.0	21.65	
		624.0	109.2	12.82	118.2	15.36	128.8	17.89	140.0	20.16	144.2	20.67	149.8	21.22	154.0	21.34	
30		192.0	109.2	18.20	118.2	21.22	128.8	24.69	140.0	27.80	144.2	28.44	149.8	29.13	154.0	29.69	
		249.0	109.2	17.87	118.2	20.89	128.8	24.30	140.0	27.38	144.2	28.00	149.8	28.69	154.0	29.24	
		480.0	109.2	16.43	118.2	19.49	128.8	22.70	140.0	25.57	144.2	26.17	149.8	26.84	154.0	27.34	
		542.4	109.2	15.98	118.2	19.09	128.8	22.24	140.0	25.07	144.2	25.71	149.8	26.34	154.0	26.62	
		624.0	109.2	15.36	118.2	18.55	128.8	21.65	140.0	24.41	144.2	25.11	149.8	25.66	154.0	25.66	
35		192.0	103.8	19.23	112.5	22.36	122.3	26.03	133.0	29.33	137.0	30.02	142.3	30.76	146.3	31.31	
		249.0	103.8	18.87	112.5	22.03	122.3	25.64	133.0	28.88	137.0	29.55	142.3	30.29	146.3	30.84	
		480.0	103.8	17.34	112.5	20.59	122.3	23.97	133.0	26.98	137.0	27.63	142.3	28.35	146.3	28.85	
		542.4	103.8	16.89	112.5	20.14	122.3	23.47	133.0	26.48	137.0	27.12	142.3	27.82	146.3	28.08	
		624.0	103.8	16.27	112.5	19.54	122.3	22.80	133.0	25.82	137.0	26.44	142.3	27.11	146.3	27.06	
40	192.0	98.20	21.62	106.5	25.11	116.0	29.23	126.0	32.91	129.8	33.70	135.0	34.52	138.5	35.11		
	249.0	98.20	21.21	106.5	24.73	116.0	28.79	126.0	32.41	129.8	33.18	135.0	33.99	138.5	34.58		
	480.0	98.20	19.45	106.5	23.11	116.0	26.89	126.0	30.28	129.8	31.00	135.0	31.79	138.5	32.36		
	542.4	98.20	18.95	106.5	22.60	116.0	26.34	126.0	29.68	129.8	30.40	135.0	31.19	138.5	31.50		
	624.0	98.20	18.26	106.5	21.92	116.0	25.61	126.0	28.89	129.8	29.61	135.0	30.40	138.5	30.35		
45	192.0	92.70	24.01	100.5	27.84	109.5	32.46	119.0	36.48	122.7	37.36	127.5	38.29	130.8	38.92		
	249.0	92.70	23.54	100.5	27.42	109.5	31.96	119.0	35.93	122.7	36.78	127.5	37.71	130.8	38.34		
	480.0	92.70	21.55	100.5	25.62	109.5	29.83	119.0	33.56	122.7	34.37	127.5	35.21	130.8	35.88		
	542.4	92.70	21.00	100.5	25.07	109.5	29.23	119.0	32.87	122.7	33.70	127.5	34.56	130.8	34.92		
	624.0	92.70	20.26	100.5	24.34	109.5	28.44	119.0	31.95	122.7	32.81	127.5	33.69	130.8	33.64		
90	10	192.0	98.20	6.22	106.5	7.20	116.0	8.42	126.0	9.54	129.8	9.71	135.0	9.93	138.5	10.24	
		249.0	98.20	6.11	106.5	7.11	116.0	8.30	126.0	9.40	129.8	9.57	135.0	9.81	138.5	10.07	
		480.0	98.20	5.67	106.5	6.72	116.0	7.77	126.0	8.83	129.8	9.02	135.0	9.28	138.5	9.40	
		542.4	98.20	5.50	106.5	6.50	116.0	7.65	126.0	8.56	129.8	8.83	135.0	9.09	138.5	9.09	

7. Capacity Tables

Combi. (%)	Inlet Water Temp. (°C)	Water Flow Rate (LPM)	Indoor Air Temp. (°C, DB/WB)														
			20.0 / 14.0		23.0 / 16.0		26.0 / 18.0		27.0 / 19.0		28.0 / 20.0		30.0 / 22.0		32.0 / 24.0		
			TC	PI	TC	PI	TC	PI	TC	PI	TC	PI	TC	PI	TC	PI	
90	10	624.0	98.20	5.27	106.5	6.23	116.0	7.50	126.0	8.22	129.8	8.57	135.0	8.84	138.5	8.66	
	15	192.0	98.20	8.47	106.5	9.83	116.0	11.46	126.0	12.94	129.8	13.23	135.0	13.54	138.5	13.83	
		249.0	98.20	8.33	106.5	9.69	116.0	11.29	126.0	12.75	129.8	13.04	135.0	13.35	138.5	13.63	
		480.0	98.20	7.68	106.5	9.09	116.0	10.55	126.0	11.91	129.8	12.20	135.0	12.51	138.5	12.75	
		542.4	98.20	7.44	106.5	8.85	116.0	10.36	126.0	11.65	129.8	11.96	135.0	12.29	138.5	12.37	
		624.0	98.20	7.12	106.5	8.53	116.0	10.10	126.0	11.29	129.8	11.64	135.0	11.99	138.5	11.86	
	20	192.0	98.20	10.48	106.5	12.15	116.0	14.16	126.0	15.98	129.8	16.34	135.0	16.77	138.5	17.03	
		249.0	98.20	10.29	106.5	11.96	116.0	13.94	126.0	15.73	129.8	16.09	135.0	16.50	138.5	16.78	
		480.0	98.20	9.45	106.5	11.19	116.0	13.01	126.0	14.66	129.8	15.02	135.0	15.38	138.5	15.71	
		542.4	98.20	9.18	106.5	10.96	116.0	12.80	126.0	14.38	129.8	14.76	135.0	15.12	138.5	15.29	
		624.0	98.20	8.82	106.5	10.64	116.0	12.50	126.0	13.99	129.8	14.39	135.0	14.77	138.5	14.71	
	25	192.0	98.20	12.77	106.5	14.85	116.0	17.27	126.0	19.45	129.8	19.90	135.0	20.41	138.5	20.79	
		249.0	98.20	12.53	106.5	14.63	116.0	17.00	126.0	19.15	129.8	19.60	135.0	20.10	138.5	20.46	
		480.0	98.20	11.51	106.5	13.66	116.0	15.88	126.0	17.89	129.8	18.30	135.0	18.80	138.5	19.14	
		542.4	98.20	11.19	106.5	13.32	116.0	15.57	126.0	17.53	129.8	17.99	135.0	18.44	138.5	18.63	
		624.0	98.20	11.03	106.5	13.18	116.0	15.41	126.0	17.34	129.8	17.82	135.0	18.27	138.5	18.37	
	30	192.0	98.20	15.69	106.5	18.25	116.0	21.26	126.0	23.95	129.8	24.49	135.0	25.11	138.5	25.57	
		249.0	98.20	15.39	106.5	17.97	116.0	20.93	126.0	23.59	129.8	24.13	135.0	24.73	138.5	25.18	
		480.0	98.20	14.16	106.5	16.77	116.0	19.54	126.0	22.01	129.8	22.56	135.0	23.11	138.5	23.51	
		542.4	98.20	13.75	106.5	16.43	116.0	19.14	126.0	21.60	129.8	22.10	135.0	22.70	138.5	22.92	
		624.0	98.20	13.22	106.5	15.99	116.0	18.60	126.0	21.05	129.8	21.50	135.0	22.16	138.5	22.13	
	35	192.0	95.50	16.96	103.5	19.69	112.7	22.92	122.5	25.81	126.2	26.41	131.0	27.05	134.7	27.56	
		249.0	95.50	16.63	103.5	19.38	112.7	22.56	122.5	25.42	126.2	26.00	131.0	26.64	134.7	27.14	
		480.0	95.50	15.26	103.5	18.08	112.7	21.10	122.5	23.75	126.2	24.30	131.0	24.93	134.7	25.38	
		542.4	95.50	14.83	103.5	17.72	112.7	20.64	122.5	23.30	126.2	23.87	131.0	24.47	134.7	24.71	
		624.0	95.50	14.26	103.5	17.25	112.7	20.04	122.5	22.70	126.2	23.30	131.0	23.87	134.7	23.81	
	40	192.0	92.80	19.47	100.5	22.60	109.5	26.31	119.0	29.66	122.7	30.35	127.3	31.09	131.0	31.64	
		249.0	92.80	19.11	100.5	22.24	109.5	25.92	119.0	29.19	122.7	29.88	127.3	30.62	131.0	31.17	
		480.0	92.80	17.53	100.5	20.78	109.5	24.25	119.0	27.27	122.7	27.94	127.3	28.63	131.0	29.18	
		542.4	92.80	17.03	100.5	20.36	109.5	23.75	119.0	26.76	122.7	27.39	127.3	28.13	131.0	28.39	
		624.0	92.80	16.37	100.5	19.78	109.5	23.07	119.0	26.08	122.7	26.64	127.3	27.45	131.0	27.33	
	45	192.0	90.00	21.98	97.70	25.52	106.3	29.68	115.5	33.51	119.0	34.28	123.5	35.14	127.2	35.71	
		249.0	90.00	21.57	97.70	25.13	106.3	29.24	115.5	32.98	119.0	33.76	123.5	34.61	127.2	35.18	
		480.0	90.00	19.81	97.70	23.47	106.3	27.39	115.5	30.78	119.0	31.60	123.5	32.34	127.2	32.96	
		542.4	90.00	19.23	97.70	23.01	106.3	26.84	115.5	30.23	119.0	30.91	123.5	31.79	127.2	32.10	
		624.0	90.00	18.46	97.70	22.39	106.3	26.11	115.5	29.51	119.0	29.97	123.5	31.04	127.2	30.95	
	80	10	192.0	87.30	5.31	94.50	6.05	103.0	7.03	112.0	8.06	115.3	8.16	119.8	8.40	123.2	8.47
			249.0	87.30	5.20	94.50	5.97	103.0	6.94	112.0	7.92	115.3	8.05	119.8	8.26	123.2	8.35
			480.0	87.30	4.69	94.50	5.67	103.0	6.55	112.0	7.34	115.3	7.56	119.8	7.68	123.2	7.82
			542.4	87.30	4.66	94.50	5.50	103.0	6.41	112.0	7.20	115.3	7.32	119.8	7.56	123.2	7.65
			624.0	87.30	4.62	94.50	5.26	103.0	6.22	112.0	7.01	115.3	7.00	119.8	7.41	123.2	7.44
		15	192.0	87.30	7.13	94.50	8.25	103.0	9.59	112.0	10.86	115.3	11.08	119.8	11.36	123.2	11.55
			249.0	87.30	6.99	94.50	8.14	103.0	9.45	112.0	10.69	115.3	10.91	119.8	11.19	123.2	11.38
			480.0	87.30	6.39	94.50	7.63	103.0	8.85	112.0	9.95	115.3	10.24	119.8	10.45	123.2	10.64
			542.4	87.30	6.27	94.50	7.44	103.0	8.68	112.0	9.78	115.3	10.00	119.8	10.28	123.2	10.36
624.0			87.30	6.11	94.50	7.18	103.0	8.45	112.0	9.55	115.3	9.68	119.8	10.05	123.2	9.98	
20		192.0	87.30	8.75	94.50	10.21	103.0	11.89	112.0	13.37	115.3	13.68	119.8	14.02	123.2	14.30	
		249.0	87.30	8.58	94.50	10.04	103.0	11.70	112.0	13.17	115.3	13.49	119.8	13.80	123.2	14.08	
		480.0	87.30	7.89	94.50	9.35	103.0	10.91	112.0	12.29	115.3	12.61	119.8	12.92	123.2	13.15	
		542.4	87.30	7.68	94.50	9.18	103.0	10.69	112.0	12.06	115.3	12.37	119.8	12.70	123.2	12.80	
		624.0	87.30	7.40	94.50	8.95	103.0	10.41	112.0	11.74	115.3	12.05	119.8	12.40	123.2	12.30	
25		192.0	87.30	10.72	94.50	12.44	103.0	14.47	112.0	16.29	115.3	16.72	119.8	17.13	123.2	17.39	
		249.0	87.30	10.52	94.50	12.25	103.0	14.25	112.0	16.04	115.3	16.45	119.8	16.88	123.2	17.14	
		480.0	87.30	9.64	94.50	11.41	103.0	13.32	112.0	15.02	115.3	15.33	119.8	15.76	123.2	16.03	
		542.4	87.30	9.35	94.50	11.19	103.0	13.06	112.0	14.71	115.3	15.07	119.8	15.48	123.2	15.62	

7. Capacity Tables

Combi. (%)	Inlet Water Temp. (°C)	Water Flow Rate (LPM)	Indoor Air Temp. (°C, DB/WB)													
			20.0 / 14.0		23.0 / 16.0		26.0 / 18.0		27.0 / 19.0		28.0 / 20.0		30.0 / 22.0		32.0 / 24.0	
			TC	PI	TC	PI	TC	PI	TC	PI	TC	PI	TC	PI	TC	PI
80	25	624.0	87.30	9.23	94.50	11.07	103.0	12.92	112.0	14.54	115.3	14.93	119.8	15.33	123.2	15.40
	30	192.0	87.30	13.13	94.50	15.26	103.0	17.82	112.0	20.05	115.3	20.50	119.8	21.02	123.2	21.43
		249.0	87.30	12.89	94.50	15.04	103.0	17.55	112.0	19.74	115.3	20.20	119.8	20.69	123.2	21.10
		480.0	87.30	11.87	94.50	14.06	103.0	16.39	112.0	18.44	115.3	18.90	119.8	19.35	123.2	19.73
		542.4	87.30	11.55	94.50	13.75	103.0	16.03	112.0	18.08	115.3	18.54	119.8	18.99	123.2	19.23
		624.0	87.30	11.15	94.50	13.35	103.0	15.56	112.0	17.59	115.3	18.07	119.8	18.52	123.2	18.55
	35	192.0	87.30	14.62	94.50	16.98	103.0	19.76	112.0	22.27	115.3	22.84	119.8	23.39	123.2	23.80
		249.0	87.30	14.34	94.50	16.73	103.0	19.46	112.0	21.94	115.3	22.48	119.8	23.03	123.2	23.44
		480.0	87.30	13.20	94.50	15.62	103.0	18.23	112.0	20.50	115.3	21.00	119.8	21.50	123.2	21.91
		542.4	87.30	12.82	94.50	15.29	103.0	17.85	112.0	20.09	115.3	20.59	119.8	21.14	123.2	21.31
		624.0	87.30	12.31	94.50	14.84	103.0	17.34	112.0	19.56	115.3	20.04	119.8	20.65	123.2	20.53
	40	192.0	87.30	17.34	94.50	20.14	103.0	23.44	112.0	26.41	115.3	27.01	119.8	27.70	123.2	28.18
		249.0	87.30	17.01	94.50	19.83	103.0	23.08	112.0	26.00	115.3	26.59	119.8	27.28	123.2	27.74
		480.0	87.30	15.62	94.50	18.49	103.0	21.55	112.0	24.30	115.3	24.83	119.8	25.48	123.2	25.93
		542.4	87.30	15.16	94.50	18.13	103.0	21.10	112.0	23.80	115.3	24.38	119.8	25.02	123.2	25.26
		624.0	87.30	14.55	94.50	17.66	103.0	20.50	112.0	23.12	115.3	23.76	119.8	24.42	123.2	24.36
	45	192.0	87.30	20.04	94.50	23.32	103.0	27.12	112.0	30.54	115.3	31.19	119.8	32.03	123.2	32.53
		249.0	87.30	19.66	94.50	22.94	103.0	26.68	112.0	30.07	115.3	30.70	119.8	31.53	123.2	32.03
		480.0	87.30	18.04	94.50	21.36	103.0	24.88	112.0	28.08	115.3	28.68	119.8	29.45	123.2	29.95
		542.4	87.30	17.49	94.50	20.95	103.0	24.33	112.0	27.48	115.3	28.18	119.8	28.90	123.2	29.18
624.0		87.30	16.74	94.50	20.40	103.0	23.58	112.0	26.70	115.3	27.50	119.8	28.17	123.2	28.16	
70	10	192.0	76.50	4.33	82.80	5.05	90.20	5.84	98.00	6.58	101.0	6.84	104.8	7.01	107.7	7.03
		249.0	76.50	4.25	82.80	4.96	90.20	5.75	98.00	6.50	101.0	6.73	104.8	6.90	107.7	6.94
		480.0	76.50	3.95	82.80	4.61	90.20	5.40	98.00	6.15	101.0	6.29	104.8	6.46	107.7	6.55
		542.4	76.50	3.87	82.80	4.52	90.20	5.31	98.00	5.98	101.0	6.10	104.8	6.27	107.7	6.36
		624.0	76.50	3.79	82.80	4.39	90.20	5.18	98.00	5.76	101.0	5.84	104.8	6.01	107.7	6.11
	15	192.0	76.50	5.91	82.80	6.87	90.20	7.99	98.00	8.99	101.0	9.23	104.8	9.47	107.7	9.59
		249.0	76.50	5.80	82.80	6.76	90.20	7.87	98.00	8.85	101.0	9.09	104.8	9.33	107.7	9.45
		480.0	76.50	5.34	82.80	6.29	90.20	7.34	98.00	8.30	101.0	8.49	104.8	8.73	107.7	8.85
		542.4	76.50	5.21	82.80	6.17	90.20	7.22	98.00	8.13	101.0	8.30	104.8	8.54	107.7	8.63
		624.0	76.50	5.06	82.80	6.02	90.20	7.07	98.00	7.90	101.0	8.05	104.8	8.28	107.7	8.34
	20	192.0	76.50	7.32	82.80	8.49	90.20	9.88	98.00	11.15	101.0	11.36	104.8	11.65	107.7	11.89
		249.0	76.50	7.18	82.80	8.35	90.20	9.74	98.00	10.98	101.0	11.19	104.8	11.48	107.7	11.70
		480.0	76.50	6.58	82.80	7.80	90.20	9.09	98.00	10.24	101.0	10.45	104.8	10.74	107.7	10.91
		542.4	76.50	6.39	82.80	7.63	90.20	8.90	98.00	10.05	101.0	10.28	104.8	10.55	107.7	10.64
		624.0	76.50	6.13	82.80	7.41	90.20	8.64	98.00	9.79	101.0	10.05	104.8	10.29	107.7	10.30
	25	192.0	76.50	8.90	82.80	10.36	90.20	12.01	98.00	13.56	101.0	13.87	104.8	14.19	107.7	14.47
		249.0	76.50	8.73	82.80	10.19	90.20	11.84	98.00	13.34	101.0	13.68	104.8	13.99	107.7	14.25
		480.0	76.50	8.04	82.80	9.50	90.20	11.10	98.00	12.46	101.0	12.80	104.8	13.11	107.7	13.32
		542.4	76.50	7.80	82.80	9.31	90.20	10.86	98.00	12.25	101.0	12.51	104.8	12.82	107.7	12.96
		624.0	76.50	7.70	82.80	9.23	90.20	10.76	98.00	12.13	101.0	12.37	104.8	12.70	107.7	12.77
30	192.0	76.50	10.95	82.80	12.72	90.20	14.81	98.00	16.65	101.0	17.08	104.8	17.49	107.7	17.82	
	249.0	76.50	10.74	82.80	12.53	90.20	14.59	98.00	16.40	101.0	16.83	104.8	17.24	107.7	17.55	
	480.0	76.50	9.86	82.80	11.70	90.20	13.61	98.00	15.33	101.0	15.71	104.8	16.12	107.7	16.39	
	542.4	76.50	9.59	82.80	11.46	90.20	13.32	98.00	15.02	101.0	15.43	104.8	15.79	107.7	15.98	
	624.0	76.50	9.23	82.80	11.14	90.20	12.94	98.00	14.62	101.0	15.05	104.8	15.34	107.7	15.44	
35	192.0	76.50	12.15	82.80	14.09	90.20	16.48	98.00	18.51	101.0	18.99	104.8	19.45	107.7	19.76	
	249.0	76.50	11.93	82.80	13.89	90.20	16.23	98.00	18.23	101.0	18.69	104.8	19.15	107.7	19.46	
	480.0	76.50	10.96	82.80	13.01	90.20	15.12	98.00	17.03	101.0	17.44	104.8	17.89	107.7	18.23	
	542.4	76.50	10.64	82.80	12.70	90.20	14.83	98.00	16.72	101.0	17.13	104.8	17.58	107.7	17.77	
	624.0	76.50	10.24	82.80	12.27	90.20	14.45	98.00	16.31	101.0	16.72	104.8	17.15	107.7	17.15	
40	192.0	76.50	14.40	82.80	16.70	90.20	19.49	98.00	21.96	101.0	22.46	104.8	23.01	107.7	23.42	
	249.0	76.50	14.12	82.80	16.45	90.20	19.19	98.00	21.63	101.0	22.13	104.8	22.65	107.7	23.06	
	480.0	76.50	12.96	82.80	15.38	90.20	17.94	98.00	20.19	101.0	20.69	104.8	21.19	107.7	21.60	
	542.4	76.50	12.61	82.80	15.07	90.20	17.53	98.00	19.78	101.0	20.28	104.8	20.81	107.7	21.00	

7. Capacity Tables

Combi. (%)	Inlet Water Temp. (°C)	Water Flow Rate (LPM)	Indoor Air Temp. (°C, DB/WB)														
			20.0 / 14.0		23.0 / 16.0		26.0 / 18.0		27.0 / 19.0		28.0 / 20.0		30.0 / 22.0		32.0 / 24.0		
			TC	PI	TC	PI	TC	PI	TC	PI	TC	PI	TC	PI	TC	PI	
70	40	624.0	76.50	12.11	82.80	14.66	90.20	17.00	98.00	19.23	101.0	19.75	104.8	20.30	107.7	20.19	
	45	192.0	76.50	16.63	82.80	19.30	90.20	22.49	98.00	25.40	101.0	25.93	104.8	26.60	107.7	27.10	
		249.0	76.50	16.32	82.80	19.00	90.20	22.16	98.00	25.01	101.0	25.54	104.8	26.19	107.7	26.69	
		480.0	76.50	14.97	82.80	17.77	90.20	20.78	98.00	23.32	101.0	23.92	104.8	24.47	107.7	24.97	
		542.4	76.50	14.57	82.80	17.44	90.20	20.23	98.00	22.82	101.0	23.42	104.8	24.06	107.7	24.25	
		624.0	76.50	14.03	82.80	16.99	90.20	19.51	98.00	22.14	101.0	22.74	104.8	23.53	107.7	23.29	
60	10	192.0	65.50	3.48	71.00	4.02	77.20	4.62	84.00	5.31	86.50	5.45	90.00	5.52	92.50	5.60	
		249.0	65.50	3.44	71.00	3.96	77.20	4.56	84.00	5.23	86.50	5.34	90.00	5.44	92.50	5.54	
		480.0	65.50	3.20	71.00	3.68	77.20	4.35	84.00	4.88	86.50	4.95	90.00	5.14	92.50	5.24	
		542.4	65.50	3.10	71.00	3.64	77.20	4.26	84.00	4.78	86.50	4.88	90.00	5.00	92.50	5.10	
		624.0	65.50	2.94	71.00	3.58	77.20	4.13	84.00	4.66	86.50	4.79	90.00	4.81	92.50	4.90	
	15	192.0	65.50	4.71	71.00	5.48	77.20	6.34	84.00	7.20	86.50	7.39	90.00	7.51	92.50	7.65	
		249.0	65.50	4.63	71.00	5.39	77.20	6.26	84.00	7.09	86.50	7.28	90.00	7.40	92.50	7.54	
		480.0	65.50	4.26	71.00	5.02	77.20	5.89	84.00	6.62	86.50	6.77	90.00	6.94	92.50	7.08	
		542.4	65.50	4.11	71.00	4.93	77.20	5.76	84.00	6.48	86.50	6.62	90.00	6.79	92.50	6.89	
		624.0	65.50	3.92	71.00	4.80	77.20	5.61	84.00	6.29	86.50	6.43	90.00	6.60	92.50	6.63	
	20	192.0	65.50	5.81	71.00	6.79	77.20	7.89	84.00	8.85	86.50	9.09	90.00	9.28	92.50	9.47	
		249.0	65.50	5.70	71.00	6.68	77.20	7.78	84.00	8.71	86.50	8.95	90.00	9.14	92.50	9.33	
		480.0	65.50	5.26	71.00	6.22	77.20	7.27	84.00	8.18	86.50	8.35	90.00	8.54	92.50	8.73	
		542.4	65.50	5.12	71.00	6.08	77.20	7.08	84.00	7.99	86.50	8.18	90.00	8.40	92.50	8.49	
		624.0	65.50	4.93	71.00	5.88	77.20	6.82	84.00	7.73	86.50	7.94	90.00	8.21	92.50	8.17	
	25	192.0	65.50	7.08	71.00	8.27	77.20	9.62	84.00	10.81	86.50	11.05	90.00	11.31	92.50	11.55	
		249.0	65.50	6.94	71.00	8.13	77.20	9.45	84.00	10.64	86.50	10.88	90.00	11.14	92.50	11.38	
		480.0	65.50	6.39	71.00	7.58	77.20	8.80	84.00	9.95	86.50	10.19	90.00	10.45	92.50	10.64	
		542.4	65.50	6.22	71.00	7.39	77.20	8.63	84.00	9.73	86.50	10.00	90.00	10.24	92.50	10.36	
		624.0	65.50	6.12	71.00	7.30	77.20	8.54	84.00	9.61	86.50	9.90	90.00	10.12	92.50	10.24	
	30	192.0	65.50	8.71	71.00	10.12	77.20	11.79	84.00	13.27	86.50	13.59	90.00	13.92	92.50	14.21	
		249.0	65.50	8.54	71.00	9.96	77.20	11.62	84.00	13.08	86.50	13.39	90.00	13.70	92.50	13.99	
		480.0	65.50	7.85	71.00	9.31	77.20	10.86	84.00	12.25	86.50	12.51	90.00	12.82	92.50	13.06	
		542.4	65.50	7.63	71.00	9.14	77.20	10.64	84.00	12.01	86.50	12.29	90.00	12.61	92.50	12.75	
		624.0	65.50	7.35	71.00	8.90	77.20	10.36	84.00	11.69	86.50	11.99	90.00	12.31	92.50	12.34	
	35	192.0	65.50	9.69	71.00	11.29	77.20	13.13	84.00	14.76	86.50	15.12	90.00	15.50	92.50	15.79	
		249.0	65.50	9.50	71.00	11.10	77.20	12.94	84.00	14.54	86.50	14.90	90.00	15.25	92.50	15.54	
		480.0	65.50	8.73	71.00	10.36	77.20	12.06	84.00	13.61	86.50	13.92	90.00	14.25	92.50	14.52	
		542.4	65.50	8.49	71.00	10.14	77.20	11.82	84.00	13.32	86.50	13.66	90.00	14.02	92.50	14.16	
		624.0	65.50	8.17	71.00	9.86	77.20	11.50	84.00	12.94	86.50	13.29	90.00	13.70	92.50	13.67	
	40	192.0	65.50	11.46	71.00	13.32	77.20	15.55	84.00	17.51	86.50	17.92	90.00	18.32	92.50	18.70	
		249.0	65.50	11.24	71.00	13.13	77.20	15.30	84.00	17.23	86.50	17.64	90.00	18.05	92.50	18.42	
		480.0	65.50	10.36	71.00	12.29	77.20	14.28	84.00	16.07	86.50	16.48	90.00	16.89	92.50	17.22	
		542.4	65.50	10.05	71.00	12.01	77.20	14.02	84.00	15.76	86.50	16.17	90.00	16.58	92.50	16.77	
		624.0	65.50	9.64	71.00	11.63	77.20	13.67	84.00	15.35	86.50	15.76	90.00	16.17	92.50	16.15	
	45	192.0	65.50	13.20	71.00	15.33	77.20	17.96	84.00	20.26	86.50	20.69	90.00	21.14	92.50	21.62	
		249.0	65.50	12.98	71.00	15.11	77.20	17.69	84.00	19.93	86.50	20.38	90.00	20.84	92.50	21.29	
		480.0	65.50	12.01	71.00	14.21	77.20	16.53	84.00	18.54	86.50	19.04	90.00	19.54	92.50	19.90	
		542.4	65.50	11.60	71.00	13.87	77.20	16.22	84.00	18.18	86.50	18.68	90.00	19.14	92.50	19.35	
		624.0	65.50	11.07	71.00	13.43	77.20	15.81	84.00	17.69	86.50	18.19	90.00	18.60	92.50	18.61	
	50	10	192.0	54.50	2.74	59.00	3.10	64.50	3.60	70.00	3.92	72.00	3.99	75.00	4.16	77.00	4.19
			249.0	54.50	2.70	59.00	3.06	64.50	3.56	70.00	3.87	72.00	3.96	75.00	4.08	77.00	4.13
			480.0	54.50	2.50	59.00	2.92	64.50	3.32	70.00	3.64	72.00	3.78	75.00	3.78	77.00	3.87
			542.4	54.50	2.48	59.00	2.92	64.50	3.24	70.00	3.58	72.00	3.60	75.00	3.73	77.00	3.73
			624.0	54.50	2.46	59.00	2.92	64.50	3.12	70.00	3.48	72.00	3.36	75.00	3.67	77.00	3.54
		15	192.0	54.50	3.52	59.00	4.09	64.50	4.78	70.00	5.33	72.00	5.48	75.00	5.62	77.00	5.72
			249.0	54.50	3.48	59.00	4.03	64.50	4.70	70.00	5.25	72.00	5.40	75.00	5.54	77.00	5.63
			480.0	54.50	3.24	59.00	3.75	64.50	4.38	70.00	4.93	72.00	5.07	75.00	5.17	77.00	5.26
542.4			54.50	3.16	59.00	3.71	64.50	4.28	70.00	4.83	72.00	4.93	75.00	5.07	77.00	5.12	

7. Capacity Tables

Combi. (%)	Inlet Water Temp. (°C)	Water Flow Rate (LPM)	Indoor Air Temp. (°C, DB/WB)													
			20.0 / 14.0		23.0 / 16.0		26.0 / 18.0		27.0 / 19.0		28.0 / 20.0		30.0 / 22.0		32.0 / 24.0	
			TC	PI	TC	PI	TC	PI	TC	PI	TC	PI	TC	PI	TC	PI
50	15	624.0	54.50	3.04	59.00	3.64	64.50	4.16	70.00	4.71	72.00	4.74	75.00	4.94	77.00	4.93
	20	192.0	54.50	4.33	59.00	5.07	64.50	5.84	70.00	6.58	72.00	6.79	75.00	6.91	77.00	7.06
		249.0	54.50	4.25	59.00	4.99	64.50	5.75	70.00	6.49	72.00	6.68	75.00	6.80	77.00	6.95
		480.0	54.50	3.92	59.00	4.62	64.50	5.38	70.00	6.08	72.00	6.22	75.00	6.39	77.00	6.48
		542.4	54.50	3.78	59.00	4.52	64.50	5.29	70.00	5.98	72.00	6.12	75.00	6.27	77.00	6.34
		624.0	54.50	3.59	59.00	4.39	64.50	5.16	70.00	5.85	72.00	6.00	75.00	6.11	77.00	6.15
	25	192.0	54.50	5.26	59.00	6.12	64.50	7.15	70.00	8.08	72.00	8.27	75.00	8.44	77.00	8.56
		249.0	54.50	5.17	59.00	6.04	64.50	7.04	70.00	7.94	72.00	8.13	75.00	8.30	77.00	8.45
		480.0	54.50	4.76	59.00	5.67	64.50	6.58	70.00	7.39	72.00	7.58	75.00	7.77	77.00	7.94
		542.4	54.50	4.62	59.00	5.53	64.50	6.43	70.00	7.27	72.00	7.44	75.00	7.63	77.00	7.72
		624.0	54.50	4.54	59.00	5.45	64.50	6.36	70.00	7.20	72.00	7.37	75.00	7.56	77.00	7.61
	30	192.0	54.50	6.53	59.00	7.56	64.50	8.83	70.00	9.93	72.00	10.17	75.00	10.38	77.00	10.57
		249.0	54.50	6.39	59.00	7.45	64.50	8.69	70.00	9.79	72.00	10.00	75.00	10.24	77.00	10.40
		480.0	54.50	5.84	59.00	6.94	64.50	8.08	70.00	9.14	72.00	9.31	75.00	9.59	77.00	9.73
		542.4	54.50	5.72	59.00	6.79	64.50	7.94	70.00	8.95	72.00	9.18	75.00	9.40	77.00	9.50
		624.0	54.50	5.56	59.00	6.60	64.50	7.75	70.00	8.69	72.00	9.01	75.00	9.15	77.00	9.18
	35	192.0	54.50	7.22	59.00	8.40	64.50	9.81	70.00	11.00	72.00	11.29	75.00	11.55	77.00	11.74
		249.0	54.50	7.08	59.00	8.26	64.50	9.64	70.00	10.83	72.00	11.10	75.00	11.38	77.00	11.57
		480.0	54.50	6.53	59.00	7.72	64.50	8.99	70.00	10.14	72.00	10.36	75.00	10.64	77.00	10.81
		542.4	54.50	6.34	59.00	7.58	64.50	8.80	70.00	9.95	72.00	10.19	75.00	10.45	77.00	10.55
		624.0	54.50	6.08	59.00	7.39	64.50	8.55	70.00	9.70	72.00	9.95	75.00	10.20	77.00	10.21
	40	192.0	54.50	8.57	59.00	9.93	64.50	11.60	70.00	13.04	72.00	13.37	75.00	13.68	77.00	13.92
		249.0	54.50	8.40	59.00	9.79	64.50	11.41	70.00	12.85	72.00	13.17	75.00	13.49	77.00	13.70
		480.0	54.50	7.72	59.00	9.14	64.50	10.64	70.00	12.01	72.00	12.29	75.00	12.61	77.00	12.82
		542.4	54.50	7.49	59.00	8.95	64.50	10.45	70.00	11.79	72.00	12.06	75.00	12.37	77.00	12.46
		624.0	54.50	7.17	59.00	8.69	64.50	10.20	70.00	11.51	72.00	11.74	75.00	12.05	77.00	11.97
	45	192.0	54.50	9.93	59.00	11.46	64.50	13.42	70.00	15.09	72.00	15.45	75.00	15.83	77.00	16.10
		249.0	54.50	9.74	59.00	11.29	64.50	13.20	70.00	14.87	72.00	15.21	75.00	15.59	77.00	15.85
		480.0	54.50	8.90	59.00	10.55	64.50	12.29	70.00	13.87	72.00	14.21	75.00	14.57	77.00	14.83
		542.4	54.50	8.63	59.00	10.31	64.50	12.10	70.00	13.61	72.00	13.92	75.00	14.28	77.00	14.38
		624.0	54.50	8.27	59.00	9.99	64.50	11.85	70.00	13.27	72.00	13.54	75.00	13.90	77.00	13.76

Note

- TC: Total Capacity(kW), PI : Power Input(kW)
- Capacity tables show the average value of conditions which may occur.
- The minimum flow rate of the product is based on 50% of the rated flow rate or the value indicated in the specification table, whichever is greater.
However, when the 'Variable Water Flow Valve Control KIT' is applied, the minimum flow rate is allowed to 40% (gray colored area) of the rated flow rate.
- If the flow rate is less than minimum flow rate and the indoor unit combination ratio exceeds 130%, ask to LG Electronics even if the 'Variable Water Flow Valve Control KIT' is applied.

7. Capacity Tables

CRWM520LAS5

Combi. (%)	Inlet Water Temp. (°C)	Water Flow Rate (LPM)	Indoor Air Temp. (°C, DB/WB)														
			20.0 / 14.0		23.0 / 16.0		26.0 / 18.0		27.0 / 19.0		28.0 / 20.0		30.0 / 22.0		32.0 / 24.0		
			TC	PI	TC	PI	TC	PI	TC	PI	TC	PI	TC	PI	TC	PI	
130	10	199.6	135.4	8.90	146.6	10.44	159.6	12.16	173.4	13.62	178.6	13.94	185.7	14.39	190.8	14.59	
		249.0	135.4	8.78	146.6	10.29	159.6	11.99	173.4	13.45	178.6	13.77	185.7	14.19	190.8	14.42	
		499.0	135.4	8.11	146.6	9.50	159.6	11.11	173.4	12.53	178.6	12.90	185.7	13.17	190.8	13.50	
		566.2	135.4	7.87	146.6	9.38	159.6	10.94	173.4	12.26	178.6	12.63	185.7	12.95	190.8	13.12	
		650.0	135.4	7.53	146.6	9.20	159.6	10.71	173.4	11.89	178.6	12.24	185.7	12.65	190.8	12.59	
	15	199.6	133.1	11.73	144.3	13.67	157.0	15.93	170.6	17.91	175.8	18.33	182.5	18.81	187.7	19.13	
		249.0	133.1	11.56	144.3	13.49	157.0	15.71	170.6	17.67	175.8	18.09	182.5	18.56	187.7	18.91	
		499.0	133.1	10.62	144.3	12.55	157.0	14.64	170.6	16.47	175.8	16.90	182.5	17.34	187.7	17.71	
		566.2	133.1	10.32	144.3	12.31	157.0	14.34	170.6	16.15	175.8	16.57	182.5	17.00	187.7	17.29	
		650.0	133.1	9.91	144.3	11.97	157.0	13.93	170.6	15.72	175.8	16.13	182.5	16.53	187.7	16.72	
	20	199.6	131.3	14.26	142.2	16.55	154.7	19.30	168.2	21.71	173.2	22.23	179.9	22.75	185.1	23.17	
		249.0	131.3	14.02	142.2	16.33	154.7	19.05	168.2	21.44	173.2	21.94	179.9	22.48	185.1	22.90	
		499.0	131.3	12.83	142.2	15.26	154.7	17.76	168.2	19.99	173.2	20.47	179.9	21.04	185.1	21.46	
		566.2	131.3	12.50	142.2	14.91	154.7	17.39	168.2	19.60	173.2	20.07	179.9	20.59	185.1	20.99	
		650.0	131.3	12.06	142.2	14.43	154.7	16.87	168.2	19.06	173.2	19.52	179.9	19.97	185.1	20.35	
	25	199.6	131.3	17.59	142.2	20.39	154.7	23.77	168.2	26.82	173.2	27.44	179.9	28.08	185.1	28.56	
		249.0	131.3	17.30	142.2	20.12	154.7	23.45	168.2	26.45	173.2	27.07	179.9	27.73	185.1	28.21	
		499.0	131.3	15.85	142.2	18.80	154.7	21.88	168.2	24.63	173.2	25.23	179.9	25.95	185.1	26.42	
		566.2	131.3	15.38	142.2	18.38	154.7	21.46	168.2	24.16	173.2	24.76	179.9	25.43	185.1	25.85	
		650.0	131.3	15.16	142.2	18.16	154.7	21.24	168.2	23.91	173.2	24.53	179.9	25.18	185.1	25.58	
	30	199.6	131.3	21.13	142.2	24.51	154.7	28.53	168.2	32.15	173.2	32.92	179.9	33.72	185.1	34.28	
		249.0	131.3	20.78	142.2	24.19	154.7	28.16	168.2	31.73	173.2	32.50	179.9	33.30	185.1	33.86	
		499.0	131.3	18.98	142.2	22.55	154.7	26.27	168.2	29.55	173.2	30.31	179.9	31.11	185.1	31.73	
		566.2	131.3	18.46	142.2	22.08	154.7	25.72	168.2	28.98	173.2	29.74	179.9	30.49	185.1	31.01	
		650.0	131.3	17.75	142.2	21.44	154.7	24.96	168.2	28.20	173.2	28.96	179.9	29.64	185.1	30.02	
	35	199.6	118.1	21.31	127.9	24.79	139.1	28.88	151.3	32.48	156.0	33.32	162.0	34.11	166.6	34.66	
		249.0	118.1	20.97	127.9	24.47	139.1	28.51	151.3	32.06	156.0	32.88	162.0	33.67	166.6	34.24	
		499.0	118.1	19.23	127.9	22.77	139.1	26.57	151.3	29.92	156.0	30.64	162.0	31.45	166.6	32.10	
		566.2	118.1	18.71	127.9	22.30	139.1	26.00	151.3	29.32	156.0	30.07	162.0	30.84	166.6	31.36	
		650.0	118.1	18.00	127.9	21.66	139.1	25.22	151.3	28.49	156.0	29.27	162.0	30.00	166.6	30.33	
	40	199.6	105.0	22.53	113.6	26.13	123.8	30.47	134.4	34.26	138.6	35.08	144.0	35.92	148.0	36.59	
		249.0	105.0	22.16	113.6	25.78	123.8	30.07	134.4	33.82	138.6	34.64	144.0	35.48	148.0	36.15	
		499.0	105.0	20.27	113.6	24.06	123.8	28.03	134.4	31.53	138.6	32.35	144.0	33.19	148.0	33.86	
		566.2	105.0	19.70	113.6	23.54	123.8	27.41	134.4	30.93	138.6	31.73	144.0	32.53	148.0	33.10	
		650.0	105.0	18.92	113.6	22.83	123.8	26.56	134.4	30.10	138.6	30.88	144.0	31.60	148.0	32.03	
	45	199.6	91.80	23.74	99.60	27.46	108.2	32.05	117.8	36.05	121.4	36.84	125.8	37.73	129.5	38.53	
		249.0	91.80	23.35	99.60	27.11	108.2	31.63	117.8	35.58	121.4	36.37	125.8	37.26	129.5	38.06	
		499.0	91.80	21.31	99.60	25.33	108.2	29.50	117.8	33.15	121.4	34.06	125.8	34.95	129.5	35.62	
		566.2	91.80	20.69	99.60	24.76	108.2	28.85	117.8	32.53	121.4	33.39	125.8	34.24	129.5	34.86	
		650.0	91.80	19.84	99.60	23.98	108.2	27.95	117.8	31.68	121.4	32.47	125.8	33.26	129.5	33.81	
	120	10	199.6	128.2	8.49	138.6	9.90	151.1	11.46	164.1	12.90	169.0	13.32	175.8	13.62	180.7	13.79
			249.0	128.2	8.34	138.6	9.77	151.1	11.31	164.1	12.73	169.0	13.12	175.8	13.42	180.7	13.62
			499.0	128.2	7.64	138.6	9.10	151.1	10.62	164.1	11.88	169.0	12.16	175.8	12.48	180.7	12.75
			566.2	128.2	7.39	138.6	8.81	151.1	10.37	164.1	11.61	169.0	11.98	175.8	12.25	180.7	12.48
			650.0	128.2	7.04	138.6	8.40	151.1	10.02	164.1	11.22	169.0	11.72	175.8	11.94	180.7	12.11
15		199.6	126.6	11.26	137.0	13.10	149.5	15.21	162.3	17.14	167.2	17.57	173.7	18.01	178.6	18.26	
		249.0	126.6	11.08	137.0	12.93	149.5	15.01	162.3	16.92	167.2	17.35	173.7	17.77	178.6	18.04	
		499.0	126.6	10.14	137.0	12.03	149.5	14.02	162.3	15.78	167.2	16.15	173.7	16.57	178.6	16.90	
		566.2	126.6	9.85	137.0	11.74	149.5	13.74	162.3	15.43	167.2	15.85	173.7	16.25	178.6	16.52	
		650.0	126.6	9.44	137.0	11.33	149.5	13.35	162.3	14.95	167.2	15.44	173.7	15.82	178.6	16.01	
20		199.6	125.3	13.72	135.7	15.93	147.9	18.53	160.7	20.89	165.4	21.36	171.9	21.88	176.8	22.25	
		249.0	125.3	13.50	135.7	15.71	147.9	18.28	160.7	20.62	165.4	21.09	171.9	21.61	176.8	21.98	
		499.0	125.3	12.36	135.7	14.64	147.9	17.04	160.7	19.23	165.4	19.70	171.9	20.22	176.8	20.59	
		566.2	125.3	12.03	135.7	14.34	147.9	16.72	160.7	18.85	165.4	19.32	171.9	19.80	176.8	20.12	

7. Capacity Tables

Combi. (%)	Inlet Water Temp. (°C)	Water Flow Rate (LPM)	Indoor Air Temp. (°C, DB/WB)													
			20.0 / 14.0		23.0 / 16.0		26.0 / 18.0		27.0 / 19.0		28.0 / 20.0		30.0 / 22.0		32.0 / 24.0	
			TC	PI	TC	PI	TC	PI	TC	PI	TC	PI	TC	PI	TC	PI
120	20	650.0	125.3	11.57	135.7	13.93	147.9	16.29	160.7	18.32	165.4	18.81	171.9	19.23	176.8	19.46
	25	199.6	125.3	16.87	135.7	19.60	147.9	22.82	160.7	25.65	165.4	26.27	171.9	26.94	176.8	27.41
		249.0	125.3	16.60	135.7	19.33	147.9	22.52	160.7	25.33	165.4	25.93	171.9	26.59	176.8	27.07
		499.0	125.3	15.21	135.7	17.99	147.9	20.99	160.7	23.64	165.4	24.19	171.9	24.81	176.8	25.33
		566.2	125.3	14.78	135.7	17.61	147.9	20.54	160.7	23.15	165.4	23.72	171.9	24.34	176.8	24.71
		650.0	125.3	14.56	135.7	17.42	147.9	20.34	160.7	22.92	165.4	23.49	171.9	24.11	176.8	24.41
	30	199.6	125.3	20.34	135.7	23.69	147.9	27.59	160.7	31.06	165.4	31.76	171.9	32.57	176.8	33.14
		249.0	125.3	20.02	135.7	23.37	147.9	27.22	160.7	30.64	165.4	31.34	171.9	32.15	176.8	32.72
		499.0	125.3	18.38	135.7	21.78	147.9	25.33	160.7	28.55	165.4	29.27	171.9	30.02	176.8	30.59
		566.2	125.3	17.86	135.7	21.31	147.9	24.81	160.7	27.98	165.4	28.70	171.9	29.45	176.8	29.89
		650.0	125.3	17.15	135.7	20.67	147.9	24.08	160.7	27.18	165.4	27.92	171.9	28.65	176.8	28.92
	35	199.6	114.7	20.89	124.3	24.26	135.2	28.26	146.9	31.83	151.3	32.60	157.3	33.34	161.7	33.96
		249.0	114.7	20.54	124.3	23.94	135.2	27.89	146.9	31.41	151.3	32.16	157.3	32.92	161.7	33.52
		499.0	114.7	18.80	124.3	22.30	135.2	26.00	146.9	29.27	151.3	29.97	157.3	30.79	161.7	31.36
		566.2	114.7	18.28	124.3	21.83	135.2	25.48	146.9	28.70	151.3	29.40	157.3	30.17	161.7	30.64
		650.0	114.7	17.57	124.3	21.19	135.2	24.75	146.9	27.92	151.3	28.62	157.3	29.32	161.7	29.63
	40	199.6	104.0	22.45	112.6	26.10	122.7	30.42	133.4	34.21	137.3	35.03	142.7	35.90	146.6	36.54
		249.0	104.0	22.08	112.6	25.75	122.7	30.02	133.4	33.77	137.3	34.56	142.7	35.43	146.6	36.07
		499.0	104.0	20.27	112.6	24.01	122.7	27.98	133.4	31.48	137.3	32.25	142.7	33.10	146.6	33.76
		566.2	104.0	19.70	112.6	23.49	122.7	27.41	133.4	30.88	137.3	31.68	142.7	32.50	146.6	32.97
650.0		104.0	18.92	112.6	22.78	122.7	26.63	133.4	30.05	137.3	30.90	142.7	31.67	146.6	31.87	
45	199.6	93.30	24.04	101.1	27.91	110.0	32.60	119.9	36.62	123.5	37.49	128.2	38.45	131.6	39.15	
	249.0	93.30	23.67	101.1	27.54	110.0	32.16	119.9	36.15	123.5	37.00	128.2	37.96	131.6	38.66	
	499.0	93.30	21.73	101.1	25.72	110.0	29.97	119.9	33.72	123.5	34.53	128.2	35.43	131.6	36.17	
	566.2	93.30	21.11	101.1	25.15	110.0	29.37	119.9	33.05	123.5	33.96	128.2	34.81	131.6	35.28	
	650.0	93.30	20.26	101.1	24.37	110.0	28.54	119.9	32.13	123.5	33.18	128.2	33.96	131.6	34.05	
110	10	199.6	120.9	8.01	131.0	9.28	142.5	10.87	154.7	12.20	159.4	12.45	165.9	12.85	170.1	13.03
		249.0	120.9	7.89	131.0	9.16	142.5	10.72	154.7	12.03	159.4	12.30	165.9	12.68	170.1	12.86
		499.0	120.9	7.22	131.0	8.53	142.5	9.95	154.7	11.22	159.4	11.56	165.9	11.83	170.1	12.01
		566.2	120.9	7.02	131.0	8.34	142.5	9.72	154.7	11.04	159.4	11.21	165.9	11.59	170.1	11.73
		650.0	120.9	6.74	131.0	8.07	142.5	9.41	154.7	10.80	159.4	10.73	165.9	11.25	170.1	11.36
	15	199.6	120.1	10.72	130.0	12.48	141.7	14.54	153.9	16.37	158.6	16.75	164.8	17.19	169.3	17.47
		249.0	120.1	10.55	130.0	12.31	141.7	14.34	153.9	16.15	158.6	16.53	164.8	16.97	169.3	17.25
		499.0	120.1	9.65	130.0	11.46	141.7	13.35	153.9	15.06	158.6	15.43	164.8	15.83	169.3	16.10
		566.2	120.1	9.43	130.0	11.22	141.7	13.07	153.9	14.78	158.6	15.11	164.8	15.53	169.3	15.73
		650.0	120.1	9.11	130.0	10.88	141.7	12.68	153.9	14.39	158.6	14.68	164.8	15.12	169.3	15.21
	20	199.6	119.6	13.15	129.5	15.31	140.9	17.81	153.2	20.07	157.8	20.56	163.8	21.04	168.5	21.41
		249.0	119.6	12.93	129.5	15.11	140.9	17.57	153.2	19.80	157.8	20.29	163.8	20.77	168.5	21.14
		499.0	119.6	11.83	129.5	14.07	140.9	16.38	153.2	18.46	157.8	18.90	163.8	19.37	168.5	19.75
		566.2	119.6	11.56	129.5	13.77	140.9	16.05	153.2	18.09	157.8	18.56	163.8	19.03	168.5	19.28
		650.0	119.6	11.19	129.5	13.36	140.9	15.61	153.2	17.59	157.8	18.09	163.8	18.56	168.5	18.62
	25	199.6	119.6	16.08	129.5	18.73	140.9	21.81	153.2	24.54	157.8	25.11	163.8	25.75	168.5	26.22
		249.0	119.6	15.83	129.5	18.48	140.9	21.52	153.2	24.22	157.8	24.79	163.8	25.41	168.5	25.88
		499.0	119.6	14.54	129.5	17.24	140.9	20.07	153.2	22.60	157.8	23.15	163.8	23.72	168.5	24.19
		566.2	119.6	14.12	129.5	16.87	140.9	19.65	153.2	22.16	157.8	22.68	163.8	23.30	168.5	23.59
		650.0	119.6	13.89	129.5	16.67	140.9	19.45	153.2	21.95	157.8	22.45	163.8	23.09	168.5	23.27
30	199.6	119.6	19.60	129.5	22.82	140.9	26.57	153.2	29.94	157.8	30.66	163.8	31.36	168.5	31.95	
	249.0	119.6	19.28	129.5	22.52	140.9	26.22	153.2	29.55	157.8	30.27	163.8	30.97	168.5	31.53	
	499.0	119.6	17.71	129.5	20.99	140.9	24.44	153.2	27.51	157.8	28.23	163.8	28.93	168.5	29.45	
	566.2	119.6	17.24	129.5	20.54	140.9	23.96	153.2	26.99	157.8	27.66	163.8	28.36	168.5	28.75	
	650.0	119.6	16.60	129.5	19.92	140.9	23.31	153.2	26.28	157.8	26.88	163.8	27.58	168.5	27.78	
35	199.6	111.3	20.44	120.6	23.74	131.3	27.63	142.7	31.14	146.9	31.86	152.6	32.62	157.0	33.24	
	249.0	111.3	20.12	120.6	23.42	131.3	27.26	142.7	30.72	146.9	31.44	152.6	32.20	157.0	32.82	
	499.0	111.3	18.43	120.6	21.83	131.3	25.43	142.7	28.65	146.9	29.32	152.6	30.07	157.0	30.64	
	566.2	111.3	17.91	120.6	21.36	131.3	24.91	142.7	28.08	146.9	28.80	152.6	29.50	157.0	29.89	

7. Capacity Tables

Combi. (%)	Inlet Water Temp. (°C)	Water Flow Rate (LPM)	Indoor Air Temp. (°C, DB/WB)														
			20.0 / 14.0		23.0 / 16.0		26.0 / 18.0		27.0 / 19.0		28.0 / 20.0		30.0 / 22.0		32.0 / 24.0		
			TC	PI	TC	PI	TC	PI	TC	PI	TC	PI	TC	PI	TC	PI	
110	35	650.0	111.3	17.18	120.6	20.70	131.3	24.18	142.7	27.30	146.9	28.07	152.6	28.72	157.0	28.85	
	40	199.6	103.0	22.42	111.8	26.10	121.7	30.37	132.3	34.18	136.2	34.98	141.5	35.85	145.4	36.52	
		249.0	103.0	22.05	111.8	25.75	121.7	29.98	132.3	33.74	136.2	34.51	141.5	35.38	145.4	36.05	
		499.0	103.0	20.22	111.8	23.96	121.7	27.94	132.3	31.45	136.2	32.20	141.5	33.05	145.4	33.67	
		566.2	103.0	19.65	111.8	23.44	121.7	27.37	132.3	30.84	136.2	31.63	141.5	32.45	145.4	32.82	
		650.0	103.0	18.85	111.8	22.71	121.7	26.57	132.3	30.00	136.2	30.85	141.5	31.62	145.4	31.65	
	45	199.6	94.90	24.39	103.0	28.46	111.8	33.12	121.7	37.21	125.3	38.11	130.3	39.07	133.9	39.79	
		249.0	94.90	24.00	103.0	28.07	111.8	32.68	121.7	36.72	125.3	37.62	130.3	38.58	133.9	39.27	
		499.0	94.90	22.03	103.0	26.10	111.8	30.44	121.7	34.24	125.3	35.10	130.3	36.04	133.9	36.69	
		566.2	94.90	21.41	103.0	25.53	111.8	29.84	121.7	33.57	125.3	34.48	130.3	35.38	133.9	35.75	
		650.0	94.90	20.56	103.0	24.73	111.8	29.01	121.7	32.63	125.3	33.63	130.3	34.47	133.9	34.45	
	100	10	199.6	113.6	7.57	123.0	8.81	133.9	10.12	145.6	11.54	150.0	11.69	155.7	12.08	160.2	12.33
			249.0	113.6	7.45	123.0	8.69	133.9	10.00	145.6	11.39	150.0	11.54	155.7	11.93	160.2	12.16
			499.0	113.6	6.85	123.0	8.06	133.9	9.38	145.6	10.62	150.0	10.84	155.7	11.11	160.2	11.34
			566.2	113.6	6.60	123.0	7.89	133.9	9.15	145.6	10.39	150.0	10.62	155.7	10.89	160.2	10.97
650.0			113.6	6.25	123.0	7.66	133.9	8.84	145.6	10.08	150.0	10.32	155.7	10.57	160.2	10.45	
15		199.6	113.6	10.25	123.0	11.88	133.9	13.82	145.6	15.60	150.0	15.93	155.7	16.37	160.2	16.65	
		249.0	113.6	10.08	123.0	11.73	133.9	13.65	145.6	15.40	150.0	15.73	155.7	16.15	160.2	16.43	
		499.0	113.6	9.23	123.0	10.94	133.9	12.75	145.6	14.34	150.0	14.69	155.7	15.06	160.2	15.33	
		566.2	113.6	8.95	123.0	10.69	133.9	12.45	145.6	14.07	150.0	14.39	155.7	14.78	160.2	14.91	
		650.0	113.6	8.56	123.0	10.34	133.9	12.04	145.6	13.68	150.0	13.98	155.7	14.39	160.2	14.34	
20		199.6	113.6	12.60	123.0	14.61	133.9	17.09	145.6	19.20	150.0	19.70	155.7	20.17	160.2	20.49	
		249.0	113.6	12.40	123.0	14.44	133.9	16.87	145.6	18.95	150.0	19.43	155.7	19.90	160.2	20.22	
		499.0	113.6	11.36	123.0	13.50	133.9	15.73	145.6	17.66	150.0	18.09	155.7	18.56	160.2	18.90	
		566.2	113.6	11.04	123.0	13.22	133.9	15.38	145.6	17.34	150.0	17.76	155.7	18.23	160.2	18.43	
		650.0	113.6	10.61	123.0	12.83	133.9	14.90	145.6	16.91	150.0	17.32	155.7	17.77	160.2	17.77	
25		199.6	113.6	15.36	123.0	17.86	133.9	20.79	145.6	23.44	150.0	24.02	155.7	24.59	160.2	25.03	
		249.0	113.6	15.11	123.0	17.62	133.9	20.52	145.6	23.12	150.0	23.70	155.7	24.27	160.2	24.71	
		499.0	113.6	13.87	123.0	16.42	133.9	19.13	145.6	21.56	150.0	22.08	155.7	22.63	160.2	23.07	
		566.2	113.6	13.50	123.0	16.10	133.9	18.75	145.6	21.11	150.0	21.63	155.7	22.20	160.2	22.45	
		650.0	113.6	13.30	123.0	15.93	133.9	18.56	145.6	20.91	150.0	21.43	155.7	22.00	160.2	22.13	
30		199.6	113.6	18.88	123.0	22.00	133.9	25.60	145.6	28.83	150.0	29.50	155.7	30.22	160.2	30.79	
		249.0	113.6	18.58	123.0	21.71	133.9	25.26	145.6	28.46	150.0	29.11	155.7	29.83	160.2	30.40	
		499.0	113.6	17.04	123.0	20.22	133.9	23.54	145.6	26.52	150.0	27.14	155.7	27.84	160.2	28.36	
		566.2	113.6	16.57	123.0	19.80	133.9	23.07	145.6	26.00	150.0	26.67	155.7	27.32	160.2	27.61	
		650.0	113.6	15.91	123.0	19.23	133.9	22.43	145.6	25.29	150.0	26.03	155.7	26.59	160.2	26.57	
35		199.6	107.9	19.95	117.0	23.20	127.2	26.99	138.3	30.42	142.5	31.14	148.0	31.90	152.1	32.48	
		249.0	107.9	19.63	117.0	22.90	127.2	26.64	138.3	30.02	142.5	30.72	148.0	31.48	152.1	32.06	
		499.0	107.9	17.99	117.0	21.36	127.2	24.86	138.3	27.98	142.5	28.65	148.0	29.40	152.1	29.92	
		566.2	107.9	17.52	117.0	20.89	127.2	24.34	138.3	27.46	142.5	28.13	148.0	28.85	152.1	29.12	
		650.0	107.9	16.86	117.0	20.25	127.2	23.63	138.3	26.75	142.5	27.40	148.0	28.09	152.1	28.01	
40	199.6	102.2	22.43	110.7	26.05	120.6	30.32	131.0	34.13	134.9	34.95	140.4	35.80	144.0	36.42		
	249.0	102.2	22.06	110.7	25.70	120.6	29.93	131.0	33.69	134.9	34.48	140.4	35.33	144.0	35.95		
	499.0	102.2	20.17	110.7	23.96	120.6	27.89	131.0	31.41	134.9	32.15	140.4	32.97	144.0	33.57		
	566.2	102.2	19.65	110.7	23.44	120.6	27.32	131.0	30.79	134.9	31.53	140.4	32.35	144.0	32.67		
	650.0	102.2	18.92	110.7	22.71	120.6	26.54	131.0	29.94	134.9	30.68	140.4	31.50	144.0	31.43		
45	199.6	96.40	24.91	104.5	28.88	113.9	33.66	123.8	37.83	127.6	38.75	132.6	39.72	136.0	40.36		
	249.0	96.40	24.49	104.5	28.51	113.9	33.22	123.8	37.34	127.6	38.23	132.6	39.20	136.0	39.84		
	499.0	96.40	22.35	104.5	26.57	113.9	30.93	123.8	34.81	127.6	35.65	132.6	36.52	136.0	37.21		
	566.2	96.40	21.78	104.5	26.00	113.9	30.31	123.8	34.09	127.6	34.95	132.6	35.85	136.0	36.22		
	650.0	96.40	20.98	104.5	25.22	113.9	29.46	123.8	33.10	127.6	33.98	132.6	34.91	136.0	34.85		
90	10	199.6	102.2	6.45	110.7	7.47	120.6	8.73	131.0	9.90	134.9	10.07	140.4	10.29	144.0	10.62	
		249.0	102.2	6.35	110.7	7.39	120.6	8.63	131.0	9.78	134.9	9.95	140.4	10.19	144.0	10.47	
		499.0	102.2	5.88	110.7	6.97	120.6	8.06	131.0	9.16	134.9	9.35	140.4	9.62	144.0	9.75	
		566.2	102.2	5.70	110.7	6.75	120.6	7.94	131.0	8.88	134.9	9.15	140.4	9.43	144.0	9.43	

7. Capacity Tables

Combi. (%)	Inlet Water Temp. (°C)	Water Flow Rate (LPM)	Indoor Air Temp. (°C, DB/WB)														
			20.0 / 14.0		23.0 / 16.0		26.0 / 18.0		27.0 / 19.0		28.0 / 20.0		30.0 / 22.0		32.0 / 24.0		
			TC	PI	TC	PI	TC	PI	TC	PI	TC	PI	TC	PI	TC	PI	
90	10	650.0	102.2	5.44	110.7	6.45	120.6	7.78	131.0	8.51	134.9	8.87	140.4	9.16	144.0	8.98	
	15	199.6	102.2	8.78	110.7	10.20	120.6	11.88	131.0	13.42	134.9	13.72	140.4	14.04	144.0	14.34	
		249.0	102.2	8.65	110.7	10.08	120.6	11.73	131.0	13.25	134.9	13.55	140.4	13.87	144.0	14.16	
		499.0	102.2	7.96	110.7	9.43	120.6	10.94	131.0	12.36	134.9	12.65	140.4	12.97	144.0	13.22	
		566.2	102.2	7.72	110.7	9.18	120.6	10.74	131.0	12.08	134.9	12.40	140.4	12.75	144.0	12.83	
		650.0	102.2	7.38	110.7	8.83	120.6	10.46	131.0	11.69	134.9	12.05	140.4	12.43	144.0	12.29	
	20	199.6	102.2	10.87	110.7	12.60	120.6	14.69	131.0	16.57	134.9	16.94	140.4	17.39	144.0	17.66	
		249.0	102.2	10.70	110.7	12.43	120.6	14.49	131.0	16.35	134.9	16.72	140.4	17.15	144.0	17.44	
		499.0	102.2	9.80	110.7	11.61	120.6	13.50	131.0	15.21	134.9	15.58	140.4	15.95	144.0	16.30	
		566.2	102.2	9.52	110.7	11.36	120.6	13.27	131.0	14.91	134.9	15.30	140.4	15.68	144.0	15.85	
		650.0	102.2	9.13	110.7	11.01	120.6	12.94	131.0	14.50	134.9	14.91	140.4	15.31	144.0	15.23	
	25	199.6	102.2	13.25	110.7	15.41	120.6	17.91	131.0	20.17	134.9	20.64	140.4	21.16	144.0	21.56	
		249.0	102.2	13.03	110.7	15.21	120.6	17.67	131.0	19.90	134.9	20.37	140.4	20.89	144.0	21.27	
		499.0	102.2	11.93	110.7	14.16	120.6	16.47	131.0	18.56	134.9	18.98	140.4	19.50	144.0	19.85	
		566.2	102.2	11.61	110.7	13.82	120.6	16.15	131.0	18.18	134.9	18.66	140.4	19.13	144.0	19.32	
		650.0	102.2	11.44	110.7	13.67	120.6	15.98	131.0	17.99	134.9	18.48	140.4	18.95	144.0	19.05	
	30	199.6	102.2	16.28	110.7	18.93	120.6	22.05	131.0	24.83	134.9	25.41	140.4	26.05	144.0	26.52	
		249.0	102.2	16.01	110.7	18.68	120.6	21.76	131.0	24.51	134.9	25.09	140.4	25.70	144.0	26.17	
		499.0	102.2	14.69	110.7	17.39	120.6	20.27	131.0	22.82	134.9	23.39	140.4	23.96	144.0	24.39	
		566.2	102.2	14.26	110.7	17.04	120.6	19.85	131.0	22.40	134.9	22.92	140.4	23.54	144.0	23.77	
		650.0	102.2	13.68	110.7	16.56	120.6	19.28	131.0	21.81	134.9	22.28	140.4	22.97	144.0	22.92	
	35	199.6	99.30	17.59	107.6	20.42	117.2	23.77	127.4	26.77	131.3	27.39	136.3	28.06	140.1	28.58	
		249.0	99.30	17.30	107.6	20.15	117.2	23.45	127.4	26.42	131.3	27.02	136.3	27.69	140.1	28.21	
		499.0	99.30	15.83	107.6	18.75	117.2	21.88	127.4	24.63	131.3	25.20	136.3	25.85	140.1	26.32	
		566.2	99.30	15.38	107.6	18.38	117.2	21.41	127.4	24.16	131.3	24.76	136.3	25.38	140.1	25.63	
		650.0	99.30	14.76	107.6	17.88	117.2	20.77	127.4	23.52	131.3	24.15	136.3	24.74	140.1	24.67	
	40	199.6	96.50	20.20	104.5	23.44	113.9	27.29	123.8	30.76	127.6	31.48	132.4	32.25	136.2	32.82	
		249.0	96.50	19.88	104.5	23.12	113.9	26.94	123.8	30.34	127.6	31.06	132.4	31.83	136.2	32.40	
		499.0	96.50	18.18	104.5	21.56	113.9	25.15	123.8	28.28	127.6	28.98	132.4	29.69	136.2	30.27	
		566.2	96.50	17.66	104.5	21.11	113.9	24.63	123.8	27.76	127.6	28.41	132.4	29.17	136.2	29.45	
		650.0	96.50	16.95	104.5	20.49	113.9	23.90	123.8	27.03	127.6	27.61	132.4	28.44	136.2	28.30	
	45	199.6	93.60	22.80	101.6	26.47	110.5	30.79	120.1	34.76	123.8	35.55	128.4	36.44	132.3	37.04	
		249.0	93.60	22.43	101.6	26.12	110.5	30.40	120.1	34.29	123.8	35.08	128.4	35.97	132.3	36.57	
		499.0	93.60	20.54	101.6	24.34	110.5	28.41	120.1	31.93	123.8	32.77	128.4	33.54	132.3	34.19	
		566.2	93.60	19.94	101.6	23.87	110.5	27.84	120.1	31.36	123.8	32.05	128.4	32.97	132.3	33.29	
		650.0	93.60	19.11	101.6	23.21	110.5	27.06	120.1	30.58	123.8	31.04	128.4	32.17	132.3	32.05	
	80	10	199.6	90.80	5.51	98.30	6.28	107.1	7.29	116.5	8.36	119.9	8.46	124.6	8.71	128.2	8.78
			249.0	90.80	5.41	98.30	6.21	107.1	7.22	116.5	8.24	119.9	8.36	124.6	8.59	128.2	8.68
			499.0	90.80	4.86	98.30	5.88	107.1	6.80	116.5	7.61	119.9	7.84	124.6	7.96	128.2	8.11
			566.2	90.80	4.84	98.30	5.70	107.1	6.65	116.5	7.47	119.9	7.59	124.6	7.84	128.2	7.94
			650.0	90.80	4.80	98.30	5.44	107.1	6.44	116.5	7.27	119.9	7.24	124.6	7.68	128.2	7.71
		15	199.6	90.80	7.39	98.30	8.56	107.1	9.95	116.5	11.26	119.9	11.49	124.6	11.79	128.2	11.98
			249.0	90.80	7.27	98.30	8.46	107.1	9.83	116.5	11.11	119.9	11.34	124.6	11.64	128.2	11.83
			499.0	90.80	6.63	98.30	7.91	107.1	9.18	116.5	10.32	119.9	10.62	124.6	10.84	128.2	11.04
			566.2	90.80	6.50	98.30	7.72	107.1	9.00	116.5	10.14	119.9	10.37	124.6	10.67	128.2	10.74
650.0			90.80	6.33	98.30	7.45	107.1	8.74	116.5	9.88	119.9	10.02	124.6	10.42	128.2	10.33	
20		199.6	90.80	9.08	98.30	10.59	107.1	12.33	116.5	13.87	119.9	14.19	124.6	14.54	128.2	14.83	
		249.0	90.80	8.93	98.30	10.44	107.1	12.16	116.5	13.69	119.9	14.01	124.6	14.34	128.2	14.63	
		499.0	90.80	8.19	98.30	9.70	107.1	11.31	116.5	12.75	119.9	13.07	124.6	13.40	128.2	13.64	
		566.2	90.80	7.96	98.30	9.52	107.1	11.09	116.5	12.50	119.9	12.83	124.6	13.17	128.2	13.27	
		650.0	90.80	7.65	98.30	9.26	107.1	10.79	116.5	12.15	119.9	12.49	124.6	12.84	128.2	12.75	
25		199.6	90.80	11.12	98.30	12.90	107.1	15.01	116.5	16.89	119.9	17.34	124.6	17.76	128.2	18.04	
		249.0	90.80	10.94	98.30	12.73	107.1	14.81	116.5	16.67	119.9	17.10	124.6	17.54	128.2	17.82	
		499.0	90.80	10.00	98.30	11.83	107.1	13.82	116.5	15.58	119.9	15.90	124.6	16.35	128.2	16.62	
		566.2	90.80	9.70	98.30	11.61	107.1	13.55	116.5	15.26	119.9	15.63	124.6	16.05	128.2	16.20	

7. Capacity Tables

Combi. (%)	Inlet Water Temp. (°C)	Water Flow Rate (LPM)	Indoor Air Temp. (°C, DB/WB)													
			20.0 / 14.0		23.0 / 16.0		26.0 / 18.0		27.0 / 19.0		28.0 / 20.0		30.0 / 22.0		32.0 / 24.0	
			TC	PI	TC	PI	TC	PI	TC	PI	TC	PI	TC	PI	TC	PI
80	25	650.0	90.80	9.57	98.30	11.49	107.1	13.40	116.5	15.08	119.9	15.48	124.6	15.90	128.2	15.98
	30	199.6	90.80	13.62	98.30	15.83	107.1	18.48	116.5	20.79	119.9	21.26	124.6	21.81	128.2	22.23
		249.0	90.80	13.40	98.30	15.63	107.1	18.24	116.5	20.52	119.9	20.99	124.6	21.52	128.2	21.94
		499.0	90.80	12.31	98.30	14.59	107.1	17.00	116.5	19.13	119.9	19.60	124.6	20.07	128.2	20.47
		566.2	90.80	11.98	98.30	14.26	107.1	16.62	116.5	18.75	119.9	19.23	124.6	19.70	128.2	19.94
		650.0	90.80	11.54	98.30	13.82	107.1	16.11	116.5	18.22	119.9	18.73	124.6	19.20	128.2	19.20
	35	199.6	90.80	15.16	98.30	17.61	107.1	20.49	116.5	23.10	119.9	23.69	124.6	24.26	128.2	24.69
		249.0	90.80	14.91	98.30	17.39	107.1	20.22	116.5	22.80	119.9	23.37	124.6	23.94	128.2	24.37
		499.0	90.80	13.69	98.30	16.20	107.1	18.90	116.5	21.26	119.9	21.78	124.6	22.30	128.2	22.73
		566.2	90.80	13.30	98.30	15.85	107.1	18.51	116.5	20.84	119.9	21.36	124.6	21.93	128.2	22.11
		650.0	90.80	12.76	98.30	15.37	107.1	17.97	116.5	20.27	119.9	20.77	124.6	21.41	128.2	21.26
	40	199.6	90.80	17.98	98.30	20.89	107.1	24.31	116.5	27.39	119.9	28.01	124.6	28.73	128.2	29.22
		249.0	90.80	17.69	98.30	20.62	107.1	23.99	116.5	27.02	119.9	27.64	124.6	28.36	128.2	28.83
		499.0	90.80	16.20	98.30	19.18	107.1	22.35	116.5	25.20	119.9	25.75	124.6	26.42	128.2	26.89
		566.2	90.80	15.73	98.30	18.80	107.1	21.88	116.5	24.68	119.9	25.28	124.6	25.95	128.2	26.20
		650.0	90.80	15.07	98.30	18.29	107.1	21.24	116.5	23.95	119.9	24.62	124.6	25.31	128.2	25.24
	45	199.6	90.80	20.79	98.30	24.19	107.1	28.13	116.5	31.68	119.9	32.35	124.6	33.22	128.2	33.74
		249.0	90.80	20.45	98.30	23.85	107.1	27.74	116.5	31.26	119.9	31.91	124.6	32.78	128.2	33.30
		499.0	90.80	18.71	98.30	22.16	107.1	25.80	116.5	29.12	119.9	29.74	124.6	30.54	128.2	31.06
		566.2	90.80	18.14	98.30	21.73	107.1	25.23	116.5	28.51	119.9	29.22	124.6	29.97	128.2	30.27
650.0		90.80	17.34	98.30	21.13	107.1	24.43	116.5	27.67	119.9	28.49	124.6	29.19	128.2	29.17	
70	10	199.6	79.60	4.49	86.10	5.23	93.90	6.05	101.9	6.82	105.0	7.09	109.0	7.27	112.1	7.29
		249.0	79.60	4.42	86.10	5.16	93.90	5.98	101.9	6.75	105.0	6.99	109.0	7.17	112.1	7.22
		499.0	79.60	4.10	86.10	4.79	93.90	5.61	101.9	6.38	105.0	6.52	109.0	6.70	112.1	6.80
		566.2	79.60	4.02	86.10	4.69	93.90	5.51	101.9	6.20	105.0	6.33	109.0	6.50	112.1	6.60
		650.0	79.60	3.92	86.10	4.55	93.90	5.37	101.9	5.96	105.0	6.06	109.0	6.22	112.1	6.32
	15	199.6	79.60	6.13	86.10	7.12	93.90	8.28	101.9	9.33	105.0	9.58	109.0	9.82	112.1	9.95
		249.0	79.60	6.03	86.10	7.02	93.90	8.18	101.9	9.21	105.0	9.46	109.0	9.70	112.1	9.83
		499.0	79.60	5.53	86.10	6.53	93.90	7.62	101.9	8.61	105.0	8.81	109.0	9.05	112.1	9.18
		566.2	79.60	5.41	86.10	6.40	93.90	7.49	101.9	8.43	105.0	8.61	109.0	8.86	112.1	8.95
		650.0	79.60	5.25	86.10	6.23	93.90	7.32	101.9	8.17	105.0	8.33	109.0	8.59	112.1	8.62
	20	199.6	79.60	7.59	86.10	8.81	93.90	10.25	101.9	11.56	105.0	11.79	109.0	12.08	112.1	12.33
		249.0	79.60	7.47	86.10	8.69	93.90	10.12	101.9	11.41	105.0	11.64	109.0	11.93	112.1	12.16
		499.0	79.60	6.82	86.10	8.09	93.90	9.43	101.9	10.62	105.0	10.84	109.0	11.14	112.1	11.31
		566.2	79.60	6.63	86.10	7.91	93.90	9.23	101.9	10.42	105.0	10.67	109.0	10.94	112.1	11.04
		650.0	79.60	6.36	86.10	7.67	93.90	8.95	101.9	10.14	105.0	10.42	109.0	10.66	112.1	10.67
	25	199.6	79.60	9.23	86.10	10.74	93.90	12.45	101.9	14.06	105.0	14.39	109.0	14.71	112.1	15.01
		249.0	79.60	9.08	86.10	10.59	93.90	12.30	101.9	13.87	105.0	14.21	109.0	14.53	112.1	14.81
		499.0	79.60	8.34	86.10	9.85	93.90	11.51	101.9	12.93	105.0	13.27	109.0	13.59	112.1	13.82
		566.2	79.60	8.09	86.10	9.65	93.90	11.26	101.9	12.70	105.0	12.97	109.0	13.30	112.1	13.45
		650.0	79.60	7.99	86.10	9.57	93.90	11.16	101.9	12.58	105.0	12.83	109.0	13.17	112.1	13.25
	30	199.6	79.60	11.36	86.10	13.20	93.90	15.36	101.9	17.27	105.0	17.71	109.0	18.14	112.1	18.48
		249.0	79.60	11.16	86.10	13.03	93.90	15.16	101.9	17.05	105.0	17.49	109.0	17.92	112.1	18.24
		499.0	79.60	10.22	86.10	12.13	93.90	14.12	101.9	15.90	105.0	16.30	109.0	16.72	112.1	17.00
		566.2	79.60	9.95	86.10	11.88	93.90	13.82	101.9	15.58	105.0	16.00	109.0	16.38	112.1	16.57
		650.0	79.60	9.56	86.10	11.53	93.90	13.41	101.9	15.15	105.0	15.59	109.0	15.91	112.1	15.99
	35	199.6	79.60	12.60	86.10	14.61	93.90	17.09	101.9	19.20	105.0	19.70	109.0	20.17	112.1	20.49
		249.0	79.60	12.40	86.10	14.44	93.90	16.87	101.9	18.95	105.0	19.43	109.0	19.90	112.1	20.22
		499.0	79.60	11.36	86.10	13.50	93.90	15.68	101.9	17.66	105.0	18.09	109.0	18.56	112.1	18.90
		566.2	79.60	11.04	86.10	13.17	93.90	15.38	101.9	17.34	105.0	17.76	109.0	18.23	112.1	18.43
		650.0	79.60	10.61	86.10	12.71	93.90	14.97	101.9	16.91	105.0	17.32	109.0	17.77	112.1	17.77
	40	199.6	79.60	14.93	86.10	17.32	93.90	20.22	101.9	22.77	105.0	23.29	109.0	23.87	112.1	24.29
		249.0	79.60	14.69	86.10	17.10	93.90	19.95	101.9	22.47	105.0	22.99	109.0	23.55	112.1	23.97
		499.0	79.60	13.45	86.10	15.95	93.90	18.61	101.9	20.94	105.0	21.46	109.0	21.98	112.1	22.40
		566.2	79.60	13.07	86.10	15.63	93.90	18.18	101.9	20.51	105.0	21.04	109.0	21.59	112.1	21.78

7. Capacity Tables

Combi. (%)	Inlet Water Temp. (°C)	Water Flow Rate (LPM)	Indoor Air Temp. (°C, DB/WB)														
			20.0 / 14.0		23.0 / 16.0		26.0 / 18.0		27.0 / 19.0		28.0 / 20.0		30.0 / 22.0		32.0 / 24.0		
			TC	PI	TC	PI	TC	PI	TC	PI	TC	PI	TC	PI	TC	PI	
70	40	650.0	79.60	12.54	86.10	15.20	93.90	17.60	101.9	19.91	105.0	20.47	109.0	21.05	112.1	20.91	
		199.6	79.60	17.24	86.10	20.02	93.90	23.32	101.9	26.34	105.0	26.89	109.0	27.59	112.1	28.11	
	45	249.0	79.60	16.97	86.10	19.75	93.90	23.03	101.9	25.99	105.0	26.55	109.0	27.22	112.1	27.74	
		499.0	79.60	15.53	86.10	18.43	93.90	21.56	101.9	24.19	105.0	24.81	109.0	25.38	112.1	25.90	
		566.2	79.60	15.11	86.10	18.09	93.90	20.99	101.9	23.67	105.0	24.29	109.0	24.96	112.1	25.15	
		650.0	79.60	14.54	86.10	17.62	93.90	20.21	101.9	22.94	105.0	23.56	109.0	24.39	112.1	24.11	
60	10	199.6	68.10	3.57	73.80	4.17	80.30	4.79	87.30	5.51	90.00	5.66	93.60	5.73	96.20	5.81	
		249.0	68.10	3.52	73.80	4.12	80.30	4.74	87.30	5.44	90.00	5.56	93.60	5.66	96.20	5.76	
		499.0	68.10	3.23	73.80	3.82	80.30	4.51	87.30	5.06	90.00	5.14	93.60	5.33	96.20	5.43	
		566.2	68.10	3.10	73.80	3.77	80.30	4.42	87.30	4.96	90.00	5.06	93.60	5.19	96.20	5.28	
		650.0	68.10	2.91	73.80	3.70	80.30	4.29	87.30	4.82	90.00	4.96	93.60	4.99	96.20	5.07	
	15	199.6	68.10	4.89	73.80	5.68	80.30	6.58	87.30	7.47	90.00	7.66	93.60	7.79	96.20	7.94	
		249.0	68.10	4.81	73.80	5.61	80.30	6.50	87.30	7.37	90.00	7.56	93.60	7.69	96.20	7.84	
		499.0	68.10	4.41	73.80	5.21	80.30	6.10	87.30	6.87	90.00	7.02	93.60	7.20	96.20	7.34	
		566.2	68.10	4.27	73.80	5.11	80.30	5.98	87.30	6.72	90.00	6.87	93.60	7.05	96.20	7.15	
		650.0	68.10	4.07	73.80	4.97	80.30	5.82	87.30	6.51	90.00	6.66	93.60	6.84	96.20	6.88	
	20	199.6	68.10	6.03	73.80	7.04	80.30	8.19	87.30	9.18	90.00	9.43	93.60	9.63	96.20	9.82	
		249.0	68.10	5.93	73.80	6.94	80.30	8.09	87.30	9.06	90.00	9.31	93.60	9.51	96.20	9.70	
		499.0	68.10	5.46	73.80	6.45	80.30	7.54	87.30	8.48	90.00	8.66	93.60	8.86	96.20	9.05	
		566.2	68.10	5.31	73.80	6.30	80.30	7.34	87.30	8.29	90.00	8.48	93.60	8.71	96.20	8.81	
		650.0	68.10	5.10	73.80	6.09	80.30	7.06	87.30	8.02	90.00	8.22	93.60	8.50	96.20	8.47	
	25	199.6	68.10	7.34	73.80	8.58	80.30	9.97	87.30	11.21	90.00	11.46	93.60	11.73	96.20	11.98	
		249.0	68.10	7.22	73.80	8.46	80.30	9.82	87.30	11.06	90.00	11.31	93.60	11.58	96.20	11.83	
		499.0	68.10	6.63	73.80	7.86	80.30	9.13	87.30	10.32	90.00	10.57	93.60	10.84	96.20	11.04	
		566.2	68.10	6.45	73.80	7.67	80.30	8.95	87.30	10.10	90.00	10.37	93.60	10.62	96.20	10.74	
		650.0	68.10	6.35	73.80	7.57	80.30	8.86	87.30	9.97	90.00	10.27	93.60	10.49	96.20	10.62	
	30	199.6	68.10	9.03	73.80	10.49	80.30	12.23	87.30	13.77	90.00	14.09	93.60	14.44	96.20	14.74	
		249.0	68.10	8.88	73.80	10.34	80.30	12.08	87.30	13.60	90.00	13.91	93.60	14.24	96.20	14.54	
		499.0	68.10	8.14	73.80	9.65	80.30	11.26	87.30	12.70	90.00	12.97	93.60	13.30	96.20	13.55	
		566.2	68.10	7.91	73.80	9.48	80.30	11.04	87.30	12.45	90.00	12.75	93.60	13.07	96.20	13.22	
		650.0	68.10	7.60	73.80	9.23	80.30	10.74	87.30	12.10	90.00	12.43	93.60	12.74	96.20	12.78	
	35	199.6	68.10	10.05	73.80	11.71	80.30	13.62	87.30	15.31	90.00	15.68	93.60	16.08	96.20	16.37	
		249.0	68.10	9.88	73.80	11.54	80.30	13.44	87.30	15.11	90.00	15.48	93.60	15.86	96.20	16.15	
		499.0	68.10	9.05	73.80	10.74	80.30	12.50	87.30	14.12	90.00	14.44	93.60	14.78	96.20	15.06	
		566.2	68.10	8.81	73.80	10.52	80.30	12.26	87.30	13.82	90.00	14.16	93.60	14.54	96.20	14.69	
		650.0	68.10	8.47	73.80	10.22	80.30	11.92	87.30	13.41	90.00	13.77	93.60	14.20	96.20	14.17	
	40	199.6	68.10	11.88	73.80	13.82	80.30	16.13	87.30	18.16	90.00	18.58	93.60	19.00	96.20	19.40	
		249.0	68.10	11.68	73.80	13.65	80.30	15.91	87.30	17.91	90.00	18.33	93.60	18.76	96.20	19.15	
		499.0	68.10	10.74	73.80	12.75	80.30	14.81	87.30	16.67	90.00	17.09	93.60	17.52	96.20	17.86	
		566.2	68.10	10.42	73.80	12.45	80.30	14.54	87.30	16.35	90.00	16.77	93.60	17.19	96.20	17.39	
		650.0	68.10	9.99	73.80	12.04	80.30	14.17	87.30	15.92	90.00	16.34	93.60	16.75	96.20	16.73	
	45	199.6	68.10	13.70	73.80	15.90	80.30	18.63	87.30	21.01	90.00	21.46	93.60	21.93	96.20	22.43	
		249.0	68.10	13.50	73.80	15.70	80.30	18.38	87.30	20.72	90.00	21.19	93.60	21.66	96.20	22.13	
		499.0	68.10	12.45	73.80	14.73	80.30	17.14	87.30	19.23	90.00	19.75	93.60	20.27	96.20	20.64	
		566.2	68.10	12.03	73.80	14.39	80.30	16.82	87.30	18.85	90.00	19.37	93.60	19.85	96.20	20.07	
		650.0	68.10	11.46	73.80	13.92	80.30	16.39	87.30	18.32	90.00	18.84	93.60	19.28	96.20	19.27	
	50	10	199.6	56.70	2.74	61.40	3.10	67.10	3.72	72.80	4.07	74.90	4.14	78.00	4.32	80.10	4.34
			249.0	56.70	2.70	61.40	3.06	67.10	3.67	72.80	4.02	74.90	4.11	78.00	4.25	80.10	4.29
			499.0	56.70	2.50	61.40	2.92	67.10	3.37	72.80	3.77	74.90	3.92	78.00	3.92	80.10	4.02
			566.2	56.70	2.48	61.40	2.92	67.10	3.28	72.80	3.69	74.90	3.72	78.00	3.87	80.10	3.87
			650.0	56.70	2.46	61.40	2.92	67.10	3.15	72.80	3.57	74.90	3.44	78.00	3.80	80.10	3.66
		15	199.6	56.70	3.62	61.40	4.24	67.10	4.96	72.80	5.53	74.90	5.68	78.00	5.83	80.10	5.93
			249.0	56.70	3.57	61.40	4.19	67.10	4.89	72.80	5.46	74.90	5.61	78.00	5.76	80.10	5.86
			499.0	56.70	3.27	61.40	3.89	67.10	4.54	72.80	5.11	74.90	5.26	78.00	5.36	80.10	5.46
566.2			56.70	3.17	61.40	3.84	67.10	4.44	72.80	5.01	74.90	5.11	78.00	5.26	80.10	5.31	

7. Capacity Tables

Combi. (%)	Inlet Water Temp. (°C)	Water Flow Rate (LPM)	Indoor Air Temp. (°C, DB/WB)													
			20.0 / 14.0		23.0 / 16.0		26.0 / 18.0		27.0 / 19.0		28.0 / 20.0		30.0 / 22.0		32.0 / 24.0	
			TC	PI	TC	PI	TC	PI	TC	PI	TC	PI	TC	PI	TC	PI
50	15	650.0	56.70	3.03	61.40	3.77	67.10	4.30	72.80	4.87	74.90	4.90	78.00	5.12	80.10	5.10
	20	199.6	56.70	4.49	61.40	5.26	67.10	6.06	72.80	6.82	74.90	7.04	78.00	7.17	80.10	7.32
		249.0	56.70	4.42	61.40	5.19	67.10	5.98	72.80	6.74	74.90	6.94	78.00	7.07	80.10	7.22
		499.0	56.70	4.07	61.40	4.79	67.10	5.58	72.80	6.30	74.90	6.45	78.00	6.63	80.10	6.72
		566.2	56.70	3.92	61.40	4.69	67.10	5.48	72.80	6.20	74.90	6.35	78.00	6.50	80.10	6.58
		650.0	56.70	3.71	61.40	4.55	67.10	5.34	72.80	6.06	74.90	6.21	78.00	6.33	80.10	6.38
	25	199.6	56.70	5.46	61.40	6.35	67.10	7.42	72.80	8.38	74.90	8.58	78.00	8.76	80.10	8.88
		249.0	56.70	5.38	61.40	6.28	67.10	7.32	72.80	8.26	74.90	8.46	78.00	8.64	80.10	8.78
		499.0	56.70	4.93	61.40	5.88	67.10	6.82	72.80	7.67	74.90	7.86	78.00	8.06	80.10	8.24
		566.2	56.70	4.79	61.40	5.73	67.10	6.67	72.80	7.54	74.90	7.72	78.00	7.91	80.10	8.01
		650.0	56.70	4.71	61.40	5.66	67.10	6.60	72.80	7.47	74.90	7.64	78.00	7.84	80.10	7.89
	30	199.6	56.70	6.77	61.40	7.84	67.10	9.15	72.80	10.30	74.90	10.54	78.00	10.77	80.10	10.97
		249.0	56.70	6.65	61.40	7.74	67.10	9.03	72.80	10.17	74.90	10.39	78.00	10.64	80.10	10.82
		499.0	56.70	6.05	61.40	7.20	67.10	8.38	72.80	9.48	74.90	9.65	78.00	9.95	80.10	10.10
		566.2	56.70	5.93	61.40	7.05	67.10	8.24	72.80	9.28	74.90	9.52	78.00	9.75	80.10	9.85
		650.0	56.70	5.77	61.40	6.84	67.10	8.04	72.80	9.00	74.90	9.33	78.00	9.47	80.10	9.50
	35	199.6	56.70	7.49	61.40	8.71	67.10	10.17	72.80	11.41	74.90	11.71	78.00	11.98	80.10	12.18
		249.0	56.70	7.37	61.40	8.59	67.10	10.02	72.80	11.26	74.90	11.54	78.00	11.83	80.10	12.03
		499.0	56.70	6.77	61.40	8.01	67.10	9.33	72.80	10.52	74.90	10.74	78.00	11.04	80.10	11.22
		566.2	56.70	6.58	61.40	7.86	67.10	9.13	72.80	10.32	74.90	10.57	78.00	10.84	80.10	10.94
		650.0	56.70	6.31	61.40	7.65	67.10	8.85	72.80	10.04	74.90	10.32	78.00	10.56	80.10	10.57
	40	199.6	56.70	8.88	61.40	10.30	67.10	12.03	72.80	13.52	74.90	13.87	78.00	14.19	80.10	14.44
		249.0	56.70	8.73	61.40	10.17	67.10	11.86	72.80	13.35	74.90	13.69	78.00	14.01	80.10	14.24
		499.0	56.70	8.01	61.40	9.48	67.10	11.04	72.80	12.45	74.90	12.75	78.00	13.07	80.10	13.30
		566.2	56.70	7.77	61.40	9.28	67.10	10.84	72.80	12.23	74.90	12.50	78.00	12.83	80.10	12.93
		650.0	56.70	7.43	61.40	9.00	67.10	10.56	72.80	11.93	74.90	12.15	78.00	12.49	80.10	12.41
	45	199.6	56.70	10.30	61.40	11.88	67.10	13.92	72.80	15.65	74.90	16.03	78.00	16.42	80.10	16.70
		249.0	56.70	10.13	61.40	11.73	67.10	13.72	72.80	15.45	74.90	15.81	78.00	16.20	80.10	16.48
		499.0	56.70	9.23	61.40	10.94	67.10	12.75	72.80	14.39	74.90	14.73	78.00	15.11	80.10	15.38
		566.2	56.70	8.95	61.40	10.69	67.10	12.55	72.80	14.12	74.90	14.44	78.00	14.81	80.10	14.91
		650.0	56.70	8.56	61.40	10.34	67.10	12.27	72.80	13.75	74.90	14.03	78.00	14.40	80.10	14.25

Note

- TC: Total Capacity(kW), PI : Power Input(kW)
- Capacity tables show the average value of conditions which may occur.
- The minimum flow rate of the product is based on 50% of the rated flow rate or the value indicated in the specification table, whichever is greater.
However, when the 'Variable Water Flow Valve Control KIT' is applied, the minimum flow rate is allowed to 40% (gray colored area) of the rated flow rate.
- If the flow rate is less than minimum flow rate and the indoor unit combination ratio exceeds 130%, ask to LG Electronics even if the 'Variable Water Flow Valve Control KIT' is applied.

7. Capacity Tables

CRWM540LAS5

Combi. (%)	Inlet Water Temp. (°C)	Water Flow Rate (LPM)	Indoor Air Temp. (°C, DB/WB)													
			20.0 / 14.0		23.0 / 16.0		26.0 / 18.0		27.0 / 19.0		28.0 / 20.0		30.0 / 22.0		32.0 / 24.0	
			TC	PI	TC	PI	TC	PI	TC	PI	TC	PI	TC	PI	TC	PI
130	10	207.6	140.6	9.27	152.3	10.87	165.8	12.65	180.1	14.18	185.5	14.51	192.8	14.98	198.2	15.18
		259.5	140.6	9.14	152.3	10.71	165.8	12.47	180.1	14.00	185.5	14.33	192.8	14.77	198.2	15.00
		519.0	140.6	8.44	152.3	9.89	165.8	11.57	180.1	13.04	185.5	13.43	192.8	13.71	198.2	14.05
		591.2	140.6	8.19	152.3	9.76	165.8	11.39	180.1	12.76	185.5	13.14	192.8	13.48	198.2	13.66
		650.0	140.6	7.89	152.3	9.60	165.8	11.19	180.1	12.44	185.5	12.80	192.8	13.22	198.2	13.20
	15	207.6	138.2	12.21	149.8	14.23	163.1	16.58	177.1	18.64	182.5	19.08	189.6	19.57	195.0	19.91
		259.5	138.2	12.03	149.8	14.05	163.1	16.35	177.1	18.39	182.5	18.83	189.6	19.31	195.0	19.67
		519.0	138.2	11.05	149.8	13.06	163.1	15.23	177.1	17.15	182.5	17.59	189.6	18.05	195.0	18.43
		591.2	138.2	10.74	149.8	12.81	163.1	14.93	177.1	16.81	182.5	17.25	189.6	17.69	195.0	17.99
		650.0	138.2	10.38	149.8	12.51	163.1	14.57	177.1	16.43	182.5	16.87	189.6	17.27	195.0	17.49
	20	207.6	136.3	14.84	147.7	17.22	160.7	20.09	174.7	22.59	179.8	23.14	186.8	23.68	192.2	24.12
		259.5	136.3	14.58	147.7	16.99	160.7	19.83	174.7	22.30	179.8	22.83	186.8	23.39	192.2	23.83
		519.0	136.3	13.35	147.7	15.88	160.7	18.49	174.7	20.81	179.8	21.30	186.8	21.89	192.2	22.33
		591.2	136.3	13.01	147.7	15.52	160.7	18.10	174.7	20.40	179.8	20.89	186.8	21.43	192.2	21.84
		650.0	136.3	12.63	147.7	15.10	160.7	17.64	174.7	19.92	179.8	20.41	186.8	20.89	192.2	21.28
	25	207.6	136.3	18.30	147.7	21.23	160.7	24.74	174.7	27.91	179.8	28.55	186.8	29.23	192.2	29.72
		259.5	136.3	17.99	147.7	20.95	160.7	24.41	174.7	27.53	179.8	28.17	186.8	28.87	192.2	29.36
		519.0	136.3	16.50	147.7	19.57	160.7	22.77	174.7	25.64	179.8	26.26	186.8	27.01	192.2	27.50
		591.2	136.3	16.01	147.7	19.13	160.7	22.33	174.7	25.14	179.8	25.77	186.8	26.46	192.2	26.90
		650.0	136.3	15.77	147.7	18.90	160.7	22.10	174.7	24.89	179.8	25.53	186.8	26.20	192.2	26.62
	30	207.6	136.3	21.99	147.7	25.51	160.7	29.69	174.7	33.46	179.8	34.26	186.8	35.09	192.2	35.68
		259.5	136.3	21.63	147.7	25.17	160.7	29.30	174.7	33.02	179.8	33.82	186.8	34.65	192.2	35.24
		519.0	136.3	19.75	147.7	23.47	160.7	27.34	174.7	30.75	179.8	31.55	186.8	32.38	192.2	33.02
		591.2	136.3	19.21	147.7	22.98	160.7	26.77	174.7	30.16	179.8	30.96	186.8	31.73	192.2	32.28
		650.0	136.3	18.59	147.7	22.42	160.7	26.11	174.7	29.48	179.8	30.28	186.8	30.98	192.2	31.41
	35	207.6	122.6	22.18	132.8	25.80	144.5	30.05	157.2	33.80	162.0	34.67	168.2	35.50	173.0	36.07
		259.5	122.6	21.82	132.8	25.46	144.5	29.66	157.2	33.36	162.0	34.21	168.2	35.04	173.0	35.63
		519.0	122.6	20.01	132.8	23.70	144.5	27.65	157.2	31.14	162.0	31.89	168.2	32.74	173.0	33.41
		591.2	122.6	19.47	132.8	23.21	144.5	27.06	157.2	30.52	162.0	31.29	168.2	32.09	173.0	32.63
		650.0	122.6	18.85	132.8	22.65	144.5	26.38	157.2	29.80	162.0	30.59	168.2	31.34	173.0	31.72
40	207.6	109.0	23.44	118.0	27.19	128.5	31.71	139.6	35.66	143.9	36.51	149.6	37.39	153.7	38.08	
	259.5	109.0	23.05	118.0	26.83	128.5	31.30	139.6	35.19	143.9	36.04	149.6	36.92	153.7	37.61	
	519.0	109.0	21.09	118.0	25.04	128.5	29.18	139.6	32.82	143.9	33.67	149.6	34.55	153.7	35.24	
	591.2	109.0	20.50	118.0	24.50	128.5	28.53	139.6	32.19	143.9	33.02	149.6	33.85	153.7	34.44	
	650.0	109.0	19.82	118.0	23.88	128.5	27.78	139.6	31.46	143.9	32.27	149.6	33.02	153.7	33.49	
45	207.6	95.30	24.71	103.4	28.58	112.3	33.36	122.3	37.52	126.1	38.34	130.7	39.27	134.5	40.09	
	259.5	95.30	24.30	103.4	28.22	112.3	32.92	122.3	37.03	126.1	37.85	130.7	38.78	134.5	39.60	
	519.0	95.30	22.18	103.4	26.36	112.3	30.70	122.3	34.50	126.1	35.45	130.7	36.38	134.5	37.07	
	591.2	95.30	21.53	103.4	25.77	112.3	30.02	122.3	33.85	126.1	34.75	130.7	35.63	134.5	36.27	
	650.0	95.30	20.78	103.4	25.09	112.3	29.23	122.3	33.10	126.1	33.94	130.7	34.76	134.5	35.34	
120	10	207.6	133.1	8.83	143.9	10.30	156.9	11.93	170.4	13.43	175.5	13.86	182.5	14.18	187.6	14.35
		259.5	133.1	8.68	143.9	10.17	156.9	11.78	170.4	13.25	175.5	13.66	182.5	13.98	187.6	14.17
		519.0	133.1	7.95	143.9	9.47	156.9	11.05	170.4	12.37	175.5	12.65	182.5	12.99	187.6	13.27
		591.2	133.1	7.70	143.9	9.17	156.9	10.79	170.4	12.08	175.5	12.47	182.5	12.75	187.6	12.99
		650.0	133.1	7.40	143.9	8.81	156.9	10.49	170.4	11.74	175.5	12.25	182.5	12.49	187.6	12.67
	15	207.6	131.5	11.72	142.3	13.63	155.2	15.83	168.5	17.84	173.6	18.28	180.4	18.74	185.5	19.01
		259.5	131.5	11.54	142.3	13.45	155.2	15.62	168.5	17.61	173.6	18.05	180.4	18.49	185.5	18.78
		519.0	131.5	10.56	142.3	12.52	155.2	14.59	168.5	16.42	173.6	16.81	180.4	17.25	185.5	17.59
		591.2	131.5	10.25	142.3	12.21	155.2	14.30	168.5	16.06	173.6	16.50	180.4	16.91	185.5	17.20
		650.0	131.5	9.89	142.3	11.85	155.2	13.96	168.5	15.64	173.6	16.14	180.4	16.53	185.5	16.76
	20	207.6	130.1	14.28	140.9	16.58	153.6	19.29	166.8	21.74	171.8	22.23	178.5	22.77	183.6	23.16
		259.5	130.1	14.05	140.9	16.35	153.6	19.03	166.8	21.46	171.8	21.95	178.5	22.48	183.6	22.87
		519.0	130.1	12.86	140.9	15.23	153.6	17.74	166.8	20.01	171.8	20.50	178.5	21.04	183.6	21.43
591.2		130.1	12.52	140.9	14.93	153.6	17.40	166.8	19.62	171.8	20.11	178.5	20.60	183.6	20.94	

7. Capacity Tables

Combi. (%)	Inlet Water Temp. (°C)	Water Flow Rate (LPM)	Indoor Air Temp. (°C, DB/WB)													
			20.0 / 14.0		23.0 / 16.0		26.0 / 18.0		27.0 / 19.0		28.0 / 20.0		30.0 / 22.0		32.0 / 24.0	
			TC	PI	TC	PI	TC	PI	TC	PI	TC	PI	TC	PI	TC	PI
120	20	650.0	130.1	12.12	140.9	14.57	153.6	17.02	166.8	19.16	171.8	19.67	178.5	20.10	183.6	20.36
	25	207.6	130.1	17.55	140.9	20.40	153.6	23.75	166.8	26.70	171.8	27.34	178.5	28.04	183.6	28.53
		259.5	130.1	17.27	140.9	20.12	153.6	23.44	166.8	26.36	171.8	26.98	178.5	27.68	183.6	28.17
		519.0	130.1	15.83	140.9	18.72	153.6	21.84	166.8	24.60	171.8	25.18	178.5	25.82	183.6	26.36
		591.2	130.1	15.39	140.9	18.33	153.6	21.38	166.8	24.09	171.8	24.68	178.5	25.33	183.6	25.72
		650.0	130.1	15.16	140.9	18.13	153.6	21.17	166.8	23.86	171.8	24.45	178.5	25.09	183.6	25.41
	30	207.6	130.1	21.17	140.9	24.65	153.6	28.71	166.8	32.32	171.8	33.05	178.5	33.90	183.6	34.49
		259.5	130.1	20.83	140.9	24.32	153.6	28.32	166.8	31.88	171.8	32.61	178.5	33.46	183.6	34.05
		519.0	130.1	19.13	140.9	22.67	153.6	26.36	166.8	29.72	171.8	30.46	178.5	31.24	183.6	31.84
		591.2	130.1	18.59	140.9	22.18	153.6	25.82	166.8	29.12	171.8	29.87	178.5	30.65	183.6	31.11
		650.0	130.1	17.97	140.9	21.62	153.6	25.18	166.8	28.42	171.8	29.19	178.5	29.95	183.6	30.26
	35	207.6	119.1	21.74	129.0	25.25	140.4	29.41	152.6	33.12	157.2	33.92	163.3	34.70	167.9	35.35
		259.5	119.1	21.38	129.0	24.91	140.4	29.02	152.6	32.68	157.2	33.46	163.3	34.26	167.9	34.89
		519.0	119.1	19.57	129.0	23.21	140.4	27.06	152.6	30.46	157.2	31.19	163.3	32.04	167.9	32.63
		591.2	119.1	19.03	129.0	22.72	140.4	26.52	152.6	29.87	157.2	30.60	163.3	31.40	167.9	31.89
		650.0	119.1	18.41	129.0	22.16	140.4	25.88	152.6	29.19	157.2	29.92	163.3	30.66	167.9	31.00
	40	207.6	108.0	23.37	116.9	27.16	127.4	31.65	138.5	35.61	142.6	36.46	148.2	37.36	152.3	38.03
		259.5	108.0	22.98	116.9	26.80	127.4	31.24	138.5	35.14	142.6	35.97	148.2	36.87	152.3	37.54
		519.0	108.0	21.09	116.9	24.99	127.4	29.12	138.5	32.77	142.6	33.56	148.2	34.44	152.3	35.14
		591.2	108.0	20.50	116.9	24.45	127.4	28.53	138.5	32.14	142.6	32.97	148.2	33.82	152.3	34.31
650.0		108.0	19.82	116.9	23.83	127.4	27.85	138.5	31.41	142.6	32.29	148.2	33.10	152.3	33.34	
45	207.6	96.90	25.02	105.0	29.05	114.2	33.92	124.5	38.11	128.2	39.01	133.1	40.02	136.6	40.74	
	259.5	96.90	24.63	105.0	28.66	114.2	33.46	124.5	37.62	128.2	38.49	133.1	39.50	136.6	40.23	
	519.0	96.90	22.62	105.0	26.77	114.2	31.19	124.5	35.09	128.2	35.94	133.1	36.87	136.6	37.65	
	591.2	96.90	21.97	105.0	26.18	114.2	30.57	124.5	34.39	128.2	35.34	133.1	36.22	136.6	36.71	
	650.0	96.90	21.22	105.0	25.50	114.2	29.85	124.5	33.58	128.2	34.66	133.1	35.47	136.6	35.62	
110	10	207.6	125.5	8.34	136.1	9.65	148.0	11.31	160.7	12.70	165.5	12.96	172.2	13.37	176.6	13.56
		259.5	125.5	8.21	136.1	9.52	148.0	11.15	160.7	12.52	165.5	12.81	172.2	13.19	176.6	13.38
		519.0	125.5	7.51	136.1	8.88	148.0	10.35	160.7	11.67	165.5	12.03	172.2	12.31	176.6	12.49
		591.2	125.5	7.31	136.1	8.68	148.0	10.12	160.7	11.49	165.5	11.67	172.2	12.06	176.6	12.21
		650.0	125.5	7.07	136.1	8.44	148.0	9.86	160.7	11.29	165.5	11.25	172.2	11.76	176.6	11.89
	15	207.6	124.7	11.16	135.0	12.98	147.1	15.13	159.8	17.04	164.7	17.43	171.2	17.89	175.8	18.18
		259.5	124.7	10.98	135.0	12.80	147.1	14.92	159.8	16.81	164.7	17.20	171.2	17.66	175.8	17.95
		519.0	124.7	10.05	135.0	11.93	147.1	13.89	159.8	15.67	164.7	16.06	171.2	16.47	175.8	16.76
		591.2	124.7	9.81	135.0	11.67	147.1	13.61	159.8	15.39	164.7	15.72	171.2	16.16	175.8	16.37
		650.0	124.7	9.53	135.0	11.37	147.1	13.27	159.8	15.05	164.7	15.34	171.2	15.80	175.8	15.91
	20	207.6	124.2	13.68	134.4	15.93	146.3	18.54	159.0	20.89	163.9	21.40	170.1	21.89	175.0	22.28
		259.5	124.2	13.45	134.4	15.72	146.3	18.28	159.0	20.61	163.9	21.12	170.1	21.61	175.0	22.00
		519.0	124.2	12.32	134.4	14.64	146.3	17.04	159.0	19.21	163.9	19.67	170.1	20.16	175.0	20.55
		591.2	124.2	12.03	134.4	14.33	146.3	16.71	159.0	18.82	163.9	19.31	170.1	19.81	175.0	20.06
		650.0	124.2	11.71	134.4	13.97	146.3	16.33	159.0	18.38	163.9	18.89	170.1	19.39	175.0	19.48
	25	207.6	124.2	16.73	134.4	19.49	146.3	22.69	159.0	25.54	163.9	26.13	170.1	26.80	175.0	27.29
		259.5	124.2	16.47	134.4	19.23	146.3	22.38	159.0	25.20	163.9	25.79	170.1	26.44	175.0	26.93
		519.0	124.2	15.13	134.4	17.94	146.3	20.89	159.0	23.52	163.9	24.09	170.1	24.68	175.0	25.18
		591.2	124.2	14.69	134.4	17.55	146.3	20.45	159.0	23.06	163.9	23.60	170.1	24.24	175.0	24.55
		650.0	124.2	14.46	134.4	17.35	146.3	20.24	159.0	22.85	163.9	23.36	170.1	24.03	175.0	24.22
30	207.6	124.2	20.40	134.4	23.75	146.3	27.65	159.0	31.16	163.9	31.91	170.1	32.64	175.0	33.25	
	259.5	124.2	20.06	134.4	23.44	146.3	27.29	159.0	30.75	163.9	31.50	170.1	32.23	175.0	32.81	
	519.0	124.2	18.43	134.4	21.84	146.3	25.43	159.0	28.63	163.9	29.38	170.1	30.11	175.0	30.65	
	591.2	124.2	17.94	134.4	21.38	146.3	24.94	159.0	28.09	163.9	28.79	170.1	29.51	175.0	29.92	
	650.0	124.2	17.38	134.4	20.84	146.3	24.38	159.0	27.47	163.9	28.11	170.1	28.83	175.0	29.07	
35	207.6	115.6	21.27	125.3	24.71	136.4	28.76	148.2	32.40	152.6	33.15	158.5	33.95	163.1	34.60	
	259.5	115.6	20.93	125.3	24.38	136.4	28.37	148.2	31.96	152.6	32.71	158.5	33.51	163.1	34.16	
	519.0	115.6	19.18	125.3	22.72	136.4	26.46	148.2	29.82	152.6	30.52	158.5	31.29	163.1	31.89	
	591.2	115.6	18.64	125.3	22.23	136.4	25.92	148.2	29.23	152.6	29.97	158.5	30.70	163.1	31.11	

7. Capacity Tables

Combi. (%)	Inlet Water Temp. (°C)	Water Flow Rate (LPM)	Indoor Air Temp. (°C, DB/WB)														
			20.0 / 14.0		23.0 / 16.0		26.0 / 18.0		27.0 / 19.0		28.0 / 20.0		30.0 / 22.0		32.0 / 24.0		
			TC	PI	TC	PI	TC	PI	TC	PI	TC	PI	TC	PI	TC	PI	
110	35	650.0	115.6	18.00	125.3	21.65	136.4	25.28	148.2	28.55	152.6	29.33	158.5	30.02	163.1	30.20	
	40	207.6	107.0	23.34	116.1	27.16	126.3	31.60	137.4	35.58	141.5	36.41	146.9	37.31	151.0	38.00	
		259.5	107.0	22.95	116.1	26.80	126.3	31.19	137.4	35.11	141.5	35.92	146.9	36.82	151.0	37.51	
		519.0	107.0	21.04	116.1	24.94	126.3	29.07	137.4	32.74	141.5	33.51	146.9	34.39	151.0	35.04	
		591.2	107.0	20.45	116.1	24.40	126.3	28.48	137.4	32.09	141.5	32.92	146.9	33.77	151.0	34.16	
		650.0	107.0	19.75	116.1	23.76	126.3	27.78	137.4	31.34	141.5	32.24	146.9	33.05	151.0	33.13	
	45	207.6	98.50	25.38	106.9	29.62	116.1	34.47	126.4	38.73	130.2	39.66	135.3	40.66	139.1	41.41	
		259.5	98.50	24.97	106.9	29.21	116.1	34.00	126.4	38.21	130.2	39.14	135.3	40.14	139.1	40.87	
		519.0	98.50	22.92	106.9	27.16	116.1	31.68	126.4	35.63	130.2	36.53	135.3	37.51	139.1	38.19	
		591.2	98.50	22.28	106.9	26.57	116.1	31.06	126.4	34.93	130.2	35.89	135.3	36.82	139.1	37.21	
		650.0	98.50	21.54	106.9	25.87	116.1	30.34	126.4	34.10	130.2	35.15	135.3	36.01	139.1	36.06	
	100	10	207.6	118.0	7.88	127.7	9.17	139.1	10.53	151.2	12.00	155.8	12.16	161.7	12.58	166.3	12.83
			259.5	118.0	7.75	127.7	9.04	139.1	10.40	151.2	11.85	155.8	12.01	161.7	12.42	166.3	12.65
			519.0	118.0	7.12	127.7	8.39	139.1	9.76	151.2	11.05	155.8	11.28	161.7	11.57	166.3	11.80
			591.2	118.0	6.87	127.7	8.21	139.1	9.53	151.2	10.82	155.8	11.05	161.7	11.33	166.3	11.41
650.0			118.0	6.57	127.7	8.01	139.1	9.27	151.2	10.56	155.8	10.79	161.7	11.05	166.3	10.95	
15		207.6	118.0	10.66	127.7	12.37	139.1	14.38	151.2	16.24	155.8	16.58	161.7	17.04	166.3	17.32	
		259.5	118.0	10.48	127.7	12.21	139.1	14.20	151.2	16.03	155.8	16.37	161.7	16.81	166.3	17.09	
		519.0	118.0	9.61	127.7	11.39	139.1	13.27	151.2	14.93	155.8	15.28	161.7	15.67	166.3	15.96	
		591.2	118.0	9.32	127.7	11.13	139.1	12.96	151.2	14.64	155.8	14.98	161.7	15.39	166.3	15.52	
		650.0	118.0	8.98	127.7	10.83	139.1	12.60	151.2	14.30	155.8	14.62	161.7	15.05	166.3	15.02	
20		207.6	118.0	13.12	127.7	15.21	139.1	17.79	151.2	19.98	155.8	20.50	161.7	20.99	166.3	21.33	
		259.5	118.0	12.91	127.7	15.03	139.1	17.56	151.2	19.72	155.8	20.22	161.7	20.71	166.3	21.05	
		519.0	118.0	11.83	127.7	14.05	139.1	16.37	151.2	18.38	155.8	18.82	161.7	19.31	166.3	19.67	
		591.2	118.0	11.49	127.7	13.76	139.1	16.01	151.2	18.05	155.8	18.49	161.7	18.98	166.3	19.18	
		650.0	118.0	11.11	127.7	13.42	139.1	15.59	151.2	17.67	155.8	18.11	161.7	18.58	166.3	18.60	
25		207.6	118.0	15.98	127.7	18.59	139.1	21.64	151.2	24.40	155.8	25.00	161.7	25.59	166.3	26.05	
		259.5	118.0	15.72	127.7	18.33	139.1	21.35	151.2	24.07	155.8	24.66	161.7	25.25	166.3	25.71	
		519.0	118.0	14.43	127.7	17.09	139.1	19.91	151.2	22.43	155.8	22.98	161.7	23.55	166.3	24.01	
		591.2	118.0	14.05	127.7	16.76	139.1	19.52	151.2	21.97	155.8	22.52	161.7	23.11	166.3	23.36	
		650.0	118.0	13.84	127.7	16.58	139.1	19.31	151.2	21.76	155.8	22.31	161.7	22.90	166.3	23.03	
30		207.6	118.0	19.65	127.7	22.90	139.1	26.65	151.2	30.00	155.8	30.70	161.7	31.45	166.3	32.04	
		259.5	118.0	19.34	127.7	22.59	139.1	26.29	151.2	29.61	155.8	30.29	161.7	31.04	166.3	31.63	
		519.0	118.0	17.74	127.7	21.04	139.1	24.50	151.2	27.60	155.8	28.24	161.7	28.97	166.3	29.51	
		591.2	118.0	17.25	127.7	20.60	139.1	24.01	151.2	27.06	155.8	27.75	161.7	28.43	166.3	28.74	
		650.0	118.0	16.67	127.7	20.10	139.1	23.45	151.2	26.44	155.8	27.19	161.7	27.79	166.3	27.83	
35		207.6	112.1	20.76	121.5	24.14	132.1	28.09	143.6	31.65	147.9	32.40	153.7	33.20	158.0	33.80	
		259.5	112.1	20.42	121.5	23.83	132.1	27.73	143.6	31.24	147.9	31.96	153.7	32.76	158.0	33.36	
		519.0	112.1	18.72	121.5	22.23	132.1	25.87	143.6	29.12	147.9	29.82	153.7	30.60	158.0	31.14	
		591.2	112.1	18.23	121.5	21.74	132.1	25.33	143.6	28.58	147.9	29.28	153.7	30.02	158.0	30.31	
		650.0	112.1	17.65	121.5	21.18	132.1	24.71	143.6	27.96	147.9	28.64	153.7	29.36	158.0	29.34	
40	207.6	106.1	23.34	115.0	27.11	125.3	31.55	136.1	35.52	140.1	36.38	145.8	37.26	149.6	37.90		
	259.5	106.1	22.95	115.0	26.75	125.3	31.14	136.1	35.05	140.1	35.89	145.8	36.77	149.6	37.41		
	519.0	106.1	20.99	115.0	24.94	125.3	29.02	136.1	32.68	140.1	33.46	145.8	34.31	149.6	34.93		
	591.2	106.1	20.45	115.0	24.40	125.3	28.43	136.1	32.04	140.1	32.82	145.8	33.67	149.6	34.00		
	650.0	106.1	19.81	115.0	23.76	125.3	27.75	136.1	31.30	140.1	32.08	145.8	32.93	149.6	32.91		
45	207.6	100.2	25.92	108.5	30.05	118.3	35.03	128.5	39.37	132.5	40.33	137.7	41.33	141.2	42.01		
	259.5	100.2	25.48	108.5	29.66	118.3	34.56	128.5	38.85	132.5	39.79	137.7	40.79	141.2	41.47		
	519.0	100.2	23.26	108.5	27.65	118.3	32.19	128.5	36.22	132.5	37.10	137.7	38.00	141.2	38.73		
	591.2	100.2	22.67	108.5	27.06	118.3	31.55	128.5	35.48	132.5	36.38	137.7	37.31	141.2	37.70		
	650.0	100.2	21.97	108.5	26.38	118.3	30.81	128.5	34.61	132.5	35.53	137.7	36.48	141.2	36.49		
90	10	207.6	106.1	6.71	115.0	7.77	125.3	9.09	136.1	10.30	140.1	10.48	145.8	10.71	149.6	11.05	
		259.5	106.1	6.61	115.0	7.69	125.3	8.98	136.1	10.17	140.1	10.35	145.8	10.61	149.6	10.90	
		519.0	106.1	6.12	115.0	7.26	125.3	8.39	136.1	9.53	140.1	9.73	145.8	10.02	149.6	10.15	
		591.2	106.1	5.94	115.0	7.02	125.3	8.26	136.1	9.24	140.1	9.53	145.8	9.81	149.6	9.81	

7. Capacity Tables

Combi. (%)	Inlet Water Temp. (°C)	Water Flow Rate (LPM)	Indoor Air Temp. (°C, DB/WB)														
			20.0 / 14.0		23.0 / 16.0		26.0 / 18.0		27.0 / 19.0		28.0 / 20.0		30.0 / 22.0		32.0 / 24.0		
			TC	PI	TC	PI	TC	PI	TC	PI	TC	PI	TC	PI	TC	PI	
90	10	650.0	106.1	5.72	115.0	6.76	125.3	8.12	136.1	8.92	140.1	9.29	145.8	9.57	149.6	9.41	
	15	207.6	106.1	9.14	115.0	10.61	125.3	12.37	136.1	13.97	140.1	14.28	145.8	14.61	149.6	14.92	
		259.5	106.1	9.01	115.0	10.48	125.3	12.21	136.1	13.79	140.1	14.10	145.8	14.43	149.6	14.74	
		519.0	106.1	8.29	115.0	9.81	125.3	11.39	136.1	12.86	140.1	13.17	145.8	13.50	149.6	13.76	
		591.2	106.1	8.03	115.0	9.55	125.3	11.18	136.1	12.57	140.1	12.91	145.8	13.27	149.6	13.35	
		650.0	106.1	7.73	115.0	9.25	125.3	10.94	136.1	12.23	140.1	12.61	145.8	12.99	149.6	12.87	
	20	207.6	106.1	11.31	115.0	13.12	125.3	15.28	136.1	17.25	140.1	17.63	145.8	18.10	149.6	18.38	
		259.5	106.1	11.13	115.0	12.94	125.3	15.08	136.1	17.02	140.1	17.40	145.8	17.84	149.6	18.15	
		519.0	106.1	10.20	115.0	12.08	125.3	14.05	136.1	15.83	140.1	16.21	145.8	16.60	149.6	16.96	
		591.2	106.1	9.91	115.0	11.83	125.3	13.81	136.1	15.52	140.1	15.93	145.8	16.32	149.6	16.50	
		650.0	106.1	9.57	115.0	11.53	125.3	13.53	136.1	15.16	140.1	15.59	145.8	16.00	149.6	15.96	
	25	207.6	106.1	13.79	115.0	16.03	125.3	18.64	136.1	20.99	140.1	21.48	145.8	22.03	149.6	22.44	
		259.5	106.1	13.56	115.0	15.82	125.3	18.39	136.1	20.71	140.1	21.20	145.8	21.74	149.6	22.13	
		519.0	106.1	12.42	115.0	14.74	125.3	17.15	136.1	19.31	140.1	19.75	145.8	20.30	149.6	20.65	
		591.2	106.1	12.08	115.0	14.38	125.3	16.81	136.1	18.93	140.1	19.42	145.8	19.91	149.6	20.11	
		650.0	106.1	11.90	115.0	14.22	125.3	16.63	136.1	18.72	140.1	19.24	145.8	19.72	149.6	19.83	
	30	207.6	106.1	16.94	115.0	19.70	125.3	22.95	136.1	25.85	140.1	26.44	145.8	27.11	149.6	27.60	
		259.5	106.1	16.66	115.0	19.44	125.3	22.64	136.1	25.51	140.1	26.10	145.8	26.75	149.6	27.24	
		519.0	106.1	15.28	115.0	18.10	125.3	21.09	136.1	23.75	140.1	24.35	145.8	24.94	149.6	25.38	
		591.2	106.1	14.84	115.0	17.74	125.3	20.65	136.1	23.31	140.1	23.86	145.8	24.50	149.6	24.74	
		650.0	106.1	14.34	115.0	17.32	125.3	20.15	136.1	22.79	140.1	23.30	145.8	24.00	149.6	24.00	
	35	207.6	103.2	18.31	111.8	21.25	121.8	24.74	132.3	27.86	136.3	28.50	141.5	29.20	145.5	29.74	
		259.5	103.2	18.00	111.8	20.96	121.8	24.41	132.3	27.50	136.3	28.12	141.5	28.81	145.5	29.35	
		519.0	103.2	16.47	111.8	19.52	121.8	22.77	132.3	25.64	136.3	26.23	141.5	26.90	145.5	27.40	
		591.2	103.2	16.01	111.8	19.13	121.8	22.28	132.3	25.14	136.3	25.77	141.5	26.41	145.5	26.67	
		650.0	103.2	15.47	111.8	18.69	121.8	21.72	132.3	24.58	136.3	25.23	141.5	25.85	145.5	25.82	
	40	207.6	100.2	21.02	108.6	24.40	118.3	28.40	128.5	32.02	132.5	32.76	137.4	33.56	141.5	34.16	
		259.5	100.2	20.68	108.6	24.07	118.3	28.04	128.5	31.58	132.5	32.32	137.4	33.12	141.5	33.72	
		519.0	100.2	18.93	108.6	22.43	118.3	26.18	128.5	29.43	132.5	30.16	137.4	30.90	141.5	31.50	
		591.2	100.2	18.38	108.6	21.97	118.3	25.64	128.5	28.89	132.5	29.56	137.4	30.36	141.5	30.65	
		650.0	100.2	17.76	108.6	21.43	118.3	25.00	128.5	28.25	132.5	28.86	137.4	29.72	141.5	29.64	
	45	207.6	97.20	23.73	105.5	27.55	114.8	32.04	124.7	36.17	128.6	37.00	133.4	37.93	137.4	38.55	
		259.5	97.20	23.34	105.5	27.19	114.8	31.63	124.7	35.68	128.6	36.51	133.4	37.44	137.4	38.06	
		519.0	97.20	21.38	105.5	25.33	114.8	29.56	124.7	33.23	128.6	34.11	133.4	34.90	137.4	35.58	
		591.2	97.20	20.76	105.5	24.84	114.8	28.97	124.7	32.63	128.6	33.36	133.4	34.31	137.4	34.65	
		650.0	97.20	20.04	105.5	24.26	114.8	28.29	124.7	31.95	128.6	32.47	133.4	33.61	137.4	33.56	
	80	10	207.6	94.20	5.73	102.1	6.53	111.3	7.59	121.0	8.70	124.5	8.80	129.4	9.06	133.1	9.14
			259.5	94.20	5.63	102.1	6.45	111.3	7.51	121.0	8.57	124.5	8.70	129.4	8.93	133.1	9.03
			519.0	94.20	5.06	102.1	6.12	111.3	7.07	121.0	7.92	124.5	8.16	129.4	8.29	133.1	8.44
			591.2	94.20	5.03	102.1	5.94	111.3	6.92	121.0	7.77	124.5	7.90	129.4	8.16	133.1	8.26
			650.0	94.20	4.99	102.1	5.72	111.3	6.74	121.0	7.59	124.5	7.60	129.4	8.02	133.1	8.06
		15	207.6	94.20	7.70	102.1	8.91	111.3	10.36	121.0	11.72	124.5	11.96	129.4	12.27	133.1	12.47
			259.5	94.20	7.57	102.1	8.80	111.3	10.23	121.0	11.56	124.5	11.81	129.4	12.11	133.1	12.31
			519.0	94.20	6.90	102.1	8.23	111.3	9.55	121.0	10.74	124.5	11.05	129.4	11.28	133.1	11.49
			591.2	94.20	6.76	102.1	8.03	111.3	9.37	121.0	10.56	124.5	10.79	129.4	11.10	133.1	11.18
650.0			94.20	6.62	102.1	7.79	111.3	9.15	121.0	10.34	124.5	10.49	129.4	10.88	133.1	10.82	
20		207.6	94.20	9.45	102.1	11.03	111.3	12.83	121.0	14.43	124.5	14.77	129.4	15.13	133.1	15.44	
		259.5	94.20	9.29	102.1	10.88	111.3	12.65	121.0	14.25	124.5	14.59	129.4	14.93	133.1	15.23	
		519.0	94.20	8.52	102.1	10.10	111.3	11.77	121.0	13.27	124.5	13.61	129.4	13.94	133.1	14.20	
		591.2	94.20	8.29	102.1	9.91	111.3	11.54	121.0	13.01	124.5	13.35	129.4	13.71	133.1	13.81	
		650.0	94.20	8.03	102.1	9.69	111.3	11.28	121.0	12.71	124.5	13.05	129.4	13.43	133.1	13.35	
25		207.6	94.20	11.57	102.1	13.43	111.3	15.62	121.0	17.58	124.5	18.05	129.4	18.49	133.1	18.77	
		259.5	94.20	11.39	102.1	13.25	111.3	15.41	121.0	17.35	124.5	17.79	129.4	18.25	133.1	18.54	
		519.0	94.20	10.40	102.1	12.32	111.3	14.38	121.0	16.21	124.5	16.55	129.4	17.01	133.1	17.30	
		591.2	94.20	10.10	102.1	12.08	111.3	14.10	121.0	15.88	124.5	16.27	129.4	16.71	133.1	16.86	

7. Capacity Tables

Combi. (%)	Inlet Water Temp. (°C)	Water Flow Rate (LPM)	Indoor Air Temp. (°C, DB/WB)													
			20.0 / 14.0		23.0 / 16.0		26.0 / 18.0		27.0 / 19.0		28.0 / 20.0		30.0 / 22.0		32.0 / 24.0	
			TC	PI	TC	PI	TC	PI	TC	PI	TC	PI	TC	PI	TC	PI
80	25	650.0	94.20	9.96	102.1	11.95	111.3	13.94	121.0	15.70	124.5	16.11	129.4	16.55	133.1	16.63
	30	207.6	94.20	14.17	102.1	16.47	111.3	19.24	121.0	21.64	124.5	22.13	129.4	22.69	133.1	23.14
		259.5	94.20	13.94	102.1	16.26	111.3	18.98	121.0	21.35	124.5	21.85	129.4	22.38	133.1	22.83
		519.0	94.20	12.81	102.1	15.18	111.3	17.69	121.0	19.91	124.5	20.40	129.4	20.89	133.1	21.30
		591.2	94.20	12.47	102.1	14.84	111.3	17.30	121.0	19.52	124.5	20.01	129.4	20.50	133.1	20.76
		650.0	94.20	12.09	102.1	14.46	111.3	16.86	121.0	19.06	124.5	19.57	129.4	20.06	133.1	20.12
	35	207.6	94.20	15.78	102.1	18.33	111.3	21.33	121.0	24.04	124.5	24.65	129.4	25.25	133.1	25.69
		259.5	94.20	15.52	102.1	18.10	111.3	21.05	121.0	23.73	124.5	24.32	129.4	24.91	133.1	25.35
		519.0	94.20	14.25	102.1	16.86	111.3	19.67	121.0	22.13	124.5	22.67	129.4	23.21	133.1	23.65
		591.2	94.20	13.84	102.1	16.50	111.3	19.26	121.0	21.69	124.5	22.23	129.4	22.82	133.1	23.01
		650.0	94.20	13.36	102.1	16.08	111.3	18.78	121.0	21.19	124.5	21.71	129.4	22.36	133.1	22.27
	40	207.6	94.20	18.72	102.1	21.74	111.3	25.30	121.0	28.50	124.5	29.15	129.4	29.90	133.1	30.41
		259.5	94.20	18.41	102.1	21.45	111.3	24.96	121.0	28.12	124.5	28.76	129.4	29.51	133.1	30.00
		519.0	94.20	16.86	102.1	19.96	111.3	23.26	121.0	26.23	124.5	26.80	129.4	27.50	133.1	27.99
		591.2	94.20	16.37	102.1	19.57	111.3	22.77	121.0	25.69	124.5	26.31	129.4	27.01	133.1	27.26
		650.0	94.20	15.79	102.1	19.13	111.3	22.21	121.0	25.05	124.5	25.73	129.4	26.45	133.1	26.41
	45	207.6	94.20	21.63	102.1	25.17	111.3	29.28	121.0	32.97	124.5	33.67	129.4	34.57	133.1	35.11
		259.5	94.20	21.27	102.1	24.81	111.3	28.87	121.0	32.53	124.5	33.21	129.4	34.11	133.1	34.65
		519.0	94.20	19.47	102.1	23.06	111.3	26.85	121.0	30.31	124.5	30.96	129.4	31.78	133.1	32.33
		591.2	94.20	18.87	102.1	22.62	111.3	26.26	121.0	29.67	124.5	30.41	129.4	31.19	133.1	31.50
650.0		94.20	18.17	102.1	22.10	111.3	25.56	121.0	28.93	124.5	29.77	129.4	30.51	133.1	30.53	
70	10	207.6	82.60	4.67	89.40	5.45	97.50	6.30	105.8	7.10	109.0	7.38	113.1	7.57	116.4	7.59
		259.5	82.60	4.59	89.40	5.37	97.50	6.22	105.8	7.02	109.0	7.28	113.1	7.47	116.4	7.51
		519.0	82.60	4.26	89.40	4.98	97.50	5.83	105.8	6.64	109.0	6.79	113.1	6.97	116.4	7.07
		591.2	82.60	4.18	89.40	4.88	97.50	5.73	105.8	6.45	109.0	6.58	113.1	6.77	116.4	6.87
		650.0	82.60	4.10	89.40	4.76	97.50	5.61	105.8	6.25	109.0	6.34	113.1	6.53	116.4	6.63
	15	207.6	82.60	6.38	89.40	7.41	97.50	8.62	105.8	9.71	109.0	9.97	113.1	10.22	116.4	10.36
		259.5	82.60	6.28	89.40	7.31	97.50	8.52	105.8	9.58	109.0	9.84	113.1	10.09	116.4	10.23
		519.0	82.60	5.76	89.40	6.79	97.50	7.93	105.8	8.96	109.0	9.17	113.1	9.42	116.4	9.55
		591.2	82.60	5.63	89.40	6.66	97.50	7.79	105.8	8.78	109.0	8.96	113.1	9.22	116.4	9.32
		650.0	82.60	5.49	89.40	6.52	97.50	7.65	105.8	8.56	109.0	8.72	113.1	8.98	116.4	9.04
	20	207.6	82.60	7.90	89.40	9.17	97.50	10.67	105.8	12.03	109.0	12.27	113.1	12.57	116.4	12.83
		259.5	82.60	7.77	89.40	9.04	97.50	10.54	105.8	11.87	109.0	12.11	113.1	12.41	116.4	12.65
		519.0	82.60	7.10	89.40	8.42	97.50	9.81	105.8	11.05	109.0	11.28	113.1	11.59	116.4	11.77
		591.2	82.60	6.90	89.40	8.23	97.50	9.61	105.8	10.84	109.0	11.10	113.1	11.39	116.4	11.49
		650.0	82.60	6.66	89.40	8.03	97.50	9.37	105.8	10.60	109.0	10.88	113.1	11.15	116.4	11.17
	25	207.6	82.60	9.60	89.40	11.18	97.50	12.96	105.8	14.64	109.0	14.97	113.1	15.31	116.4	15.62
		259.5	82.60	9.45	89.40	11.03	97.50	12.80	105.8	14.44	109.0	14.79	113.1	15.13	116.4	15.41
		519.0	82.60	8.67	89.40	10.25	97.50	11.98	105.8	13.45	109.0	13.81	113.1	14.15	116.4	14.38
		591.2	82.60	8.42	89.40	10.05	97.50	11.72	105.8	13.22	109.0	13.50	113.1	13.84	116.4	13.99
		650.0	82.60	8.31	89.40	9.96	97.50	11.62	105.8	13.09	109.0	13.35	113.1	13.71	116.4	13.79
	30	207.6	82.60	11.82	89.40	13.73	97.50	15.98	105.8	17.97	109.0	18.43	113.1	18.87	116.4	19.24
		259.5	82.60	11.62	89.40	13.55	97.50	15.77	105.8	17.74	109.0	18.20	113.1	18.64	116.4	18.98
		519.0	82.60	10.64	89.40	12.62	97.50	14.69	105.8	16.55	109.0	16.96	113.1	17.40	116.4	17.69
		591.2	82.60	10.35	89.40	12.37	97.50	14.38	105.8	16.21	109.0	16.65	113.1	17.04	116.4	17.25
		650.0	82.60	10.01	89.40	12.07	97.50	14.02	105.8	15.83	109.0	16.29	113.1	16.62	116.4	16.75
	35	207.6	82.60	13.12	89.40	15.21	97.50	17.79	105.8	19.98	109.0	20.50	113.1	20.99	116.4	21.33
		259.5	82.60	12.91	89.40	15.03	97.50	17.56	105.8	19.72	109.0	20.22	113.1	20.71	116.4	21.05
		519.0	82.60	11.83	89.40	14.05	97.50	16.32	105.8	18.38	109.0	18.82	113.1	19.31	116.4	19.67
		591.2	82.60	11.49	89.40	13.71	97.50	16.01	105.8	18.05	109.0	18.49	113.1	18.98	116.4	19.18
		650.0	82.60	11.11	89.40	13.31	97.50	15.65	105.8	17.67	109.0	18.11	113.1	18.58	116.4	18.60
	40	207.6	82.60	15.54	89.40	18.02	97.50	21.04	105.8	23.70	109.0	24.24	113.1	24.84	116.4	25.28
		259.5	82.60	15.28	89.40	17.79	97.50	20.76	105.8	23.39	109.0	23.93	113.1	24.51	116.4	24.95
		519.0	82.60	13.99	89.40	16.60	97.50	19.37	105.8	21.79	109.0	22.33	113.1	22.87	116.4	23.31
		591.2	82.60	13.61	89.40	16.27	97.50	18.93	105.8	21.35	109.0	21.89	113.1	22.46	116.4	22.67

7. Capacity Tables

Combi. (%)	Inlet Water Temp. (°C)	Water Flow Rate (LPM)	Indoor Air Temp. (°C, DB/WB)													
			20.0 / 14.0		23.0 / 16.0		26.0 / 18.0		27.0 / 19.0		28.0 / 20.0		30.0 / 22.0		32.0 / 24.0	
			TC	PI	TC	PI	TC	PI	TC	PI	TC	PI	TC	PI	TC	PI
70	40	650.0	82.60	13.15	89.40	15.89	97.50	18.43	105.8	20.83	109.0	21.39	113.1	21.98	116.4	21.91
		207.6	82.60	17.95	89.40	20.84	97.50	24.27	105.8	27.42	109.0	27.99	113.1	28.71	116.4	29.25
	45	259.5	82.60	17.66	89.40	20.56	97.50	23.96	105.8	27.06	109.0	27.63	113.1	28.32	116.4	28.87
		519.0	82.60	16.16	89.40	19.18	97.50	22.43	105.8	25.18	109.0	25.82	113.1	26.41	116.4	26.96
		591.2	82.60	15.72	89.40	18.82	97.50	21.84	105.8	24.63	109.0	25.28	113.1	25.97	116.4	26.18
		650.0	82.60	15.22	89.40	18.40	97.50	21.16	105.8	23.99	109.0	24.64	113.1	25.47	116.4	25.27
60	10	207.6	70.80	3.72	76.70	4.34	83.40	4.98	90.70	5.73	93.40	5.89	97.20	5.96	99.90	6.04
		259.5	70.80	3.67	76.70	4.29	83.40	4.93	90.70	5.65	93.40	5.79	97.20	5.89	99.90	5.99
		519.0	70.80	3.36	76.70	3.98	83.40	4.70	90.70	5.27	93.40	5.35	97.20	5.55	99.90	5.65
		591.2	70.80	3.22	76.70	3.93	83.40	4.60	90.70	5.16	93.40	5.27	97.20	5.40	99.90	5.50
		650.0	70.80	3.06	76.70	3.87	83.40	4.48	90.70	5.04	93.40	5.19	97.20	5.22	99.90	5.32
	15	207.6	70.80	5.08	76.70	5.91	83.40	6.84	90.70	7.77	93.40	7.98	97.20	8.11	99.90	8.26
		259.5	70.80	5.00	76.70	5.83	83.40	6.76	90.70	7.67	93.40	7.87	97.20	8.01	99.90	8.16
		519.0	70.80	4.59	76.70	5.42	83.40	6.35	90.70	7.15	93.40	7.30	97.20	7.49	99.90	7.64
		591.2	70.80	4.44	76.70	5.32	83.40	6.22	90.70	7.00	93.40	7.15	97.20	7.33	99.90	7.44
		650.0	70.80	4.26	76.70	5.20	83.40	6.08	90.70	6.82	93.40	6.97	97.20	7.15	99.90	7.20
	20	207.6	70.80	6.28	76.70	7.33	83.40	8.52	90.70	9.56	93.40	9.81	97.20	10.02	99.90	10.22
		259.5	70.80	6.18	76.70	7.23	83.40	8.42	90.70	9.43	93.40	9.68	97.20	9.89	99.90	10.09
		519.0	70.80	5.68	76.70	6.71	83.40	7.85	90.70	8.83	93.40	9.01	97.20	9.22	99.90	9.42
		591.2	70.80	5.52	76.70	6.56	83.40	7.64	90.70	8.62	93.40	8.83	97.20	9.06	99.90	9.17
		650.0	70.80	5.34	76.70	6.38	83.40	7.40	90.70	8.38	93.40	8.61	97.20	8.88	99.90	8.87
	25	207.6	70.80	7.64	76.70	8.93	83.40	10.38	90.70	11.67	93.40	11.93	97.20	12.21	99.90	12.47
		259.5	70.80	7.51	76.70	8.80	83.40	10.23	90.70	11.52	93.40	11.78	97.20	12.06	99.90	12.31
		519.0	70.80	6.90	76.70	8.18	83.40	9.50	90.70	10.74	93.40	11.00	97.20	11.28	99.90	11.49
		591.2	70.80	6.71	76.70	7.98	83.40	9.32	90.70	10.51	93.40	10.79	97.20	11.05	99.90	11.18
		650.0	70.80	6.61	76.70	7.88	83.40	9.22	90.70	10.38	93.40	10.69	97.20	10.92	99.90	11.05
	30	207.6	70.80	9.40	76.70	10.92	83.40	12.73	90.70	14.33	93.40	14.67	97.20	15.03	99.90	15.33
		259.5	70.80	9.25	76.70	10.77	83.40	12.57	90.70	14.15	93.40	14.49	97.20	14.83	99.90	15.13
		519.0	70.80	8.47	76.70	10.05	83.40	11.72	90.70	13.22	93.40	13.50	97.20	13.84	99.90	14.10
		591.2	70.80	8.23	76.70	9.86	83.40	11.49	90.70	12.96	93.40	13.27	97.20	13.61	99.90	13.76
		650.0	70.80	7.97	76.70	9.64	83.40	11.23	90.70	12.66	93.40	12.99	97.20	13.33	99.90	13.38
	35	207.6	70.80	10.46	76.70	12.18	83.40	14.18	90.70	15.93	93.40	16.32	97.20	16.73	99.90	17.04
		259.5	70.80	10.28	76.70	12.00	83.40	14.00	90.70	15.72	93.40	16.11	97.20	16.50	99.90	16.81
		519.0	70.80	9.42	76.70	11.18	83.40	13.01	90.70	14.69	93.40	15.03	97.20	15.39	99.90	15.67
		591.2	70.80	9.17	76.70	10.95	83.40	12.76	90.70	14.38	93.40	14.74	97.20	15.13	99.90	15.28
		650.0	70.80	8.87	76.70	10.69	83.40	12.46	90.70	14.02	93.40	14.40	97.20	14.83	99.90	14.82
40	207.6	70.80	12.37	76.70	14.38	83.40	16.78	90.70	18.90	93.40	19.34	97.20	19.78	99.90	20.19	
	259.5	70.80	12.17	76.70	14.20	83.40	16.55	90.70	18.64	93.40	19.08	97.20	19.52	99.90	19.93	
	519.0	70.80	11.18	76.70	13.27	83.40	15.42	90.70	17.35	93.40	17.79	97.20	18.23	99.90	18.59	
	591.2	70.80	10.84	76.70	12.96	83.40	15.13	90.70	17.01	93.40	17.45	97.20	17.89	99.90	18.10	
	650.0	70.80	10.46	76.70	12.60	83.40	14.81	90.70	16.63	93.40	17.07	97.20	17.51	99.90	17.52	
45	207.6	70.80	14.25	76.70	16.55	83.40	19.39	90.70	21.87	93.40	22.34	97.20	22.82	99.90	23.34	
	259.5	70.80	14.04	76.70	16.34	83.40	19.13	90.70	21.56	93.40	22.05	97.20	22.53	99.90	23.03	
	519.0	70.80	12.96	76.70	15.33	83.40	17.84	90.70	20.01	93.40	20.55	97.20	21.09	99.90	21.48	
	591.2	70.80	12.52	76.70	14.98	83.40	17.50	90.70	19.62	93.40	20.16	97.20	20.65	99.90	20.89	
	650.0	70.80	12.02	76.70	14.56	83.40	17.12	90.70	19.16	93.40	19.70	97.20	20.15	99.90	20.19	
50	10	207.6	58.90	2.76	63.80	3.23	69.60	3.87	75.60	4.23	77.80	4.31	81.00	4.49	83.10	4.52
		259.5	58.90	2.72	63.80	3.18	69.60	3.82	75.60	4.18	77.80	4.28	81.00	4.42	83.10	4.47
		519.0	58.90	2.50	63.80	2.99	69.60	3.51	75.60	3.93	77.80	4.08	81.00	4.08	83.10	4.18
		591.2	58.90	2.48	63.80	2.99	69.60	3.41	75.60	3.84	77.80	3.87	81.00	4.03	83.10	4.03
		650.0	58.90	2.46	63.80	2.99	69.60	3.29	75.60	3.74	77.80	3.63	81.00	3.97	83.10	3.85
	15	207.6	58.90	3.77	63.80	4.41	69.60	5.16	75.60	5.76	77.80	5.91	81.00	6.07	83.10	6.17
		259.5	58.90	3.72	63.80	4.36	69.60	5.09	75.60	5.68	77.80	5.83	81.00	5.99	83.10	6.09
		519.0	58.90	3.41	63.80	4.05	69.60	4.73	75.60	5.32	77.80	5.47	81.00	5.58	83.10	5.68
		591.2	58.90	3.30	63.80	4.00	69.60	4.62	75.60	5.22	77.80	5.32	81.00	5.47	83.10	5.52

7. Capacity Tables

Combi. (%)	Inlet Water Temp. (°C)	Water Flow Rate (LPM)	Indoor Air Temp. (°C, DB/WB)													
			20.0 / 14.0		23.0 / 16.0		26.0 / 18.0		27.0 / 19.0		28.0 / 20.0		30.0 / 22.0		32.0 / 24.0	
			TC	PI	TC	PI	TC	PI	TC	PI	TC	PI	TC	PI	TC	PI
50	15	650.0	58.90	3.18	63.80	3.94	69.60	4.50	75.60	5.10	77.80	5.14	81.00	5.35	83.10	5.34
	20	207.6	58.90	4.67	63.80	5.47	69.60	6.30	75.60	7.10	77.80	7.33	81.00	7.46	83.10	7.62
		259.5	58.90	4.59	63.80	5.39	69.60	6.22	75.60	7.02	77.80	7.23	81.00	7.36	83.10	7.52
		519.0	58.90	4.24	63.80	4.98	69.60	5.81	75.60	6.56	77.80	6.71	81.00	6.90	83.10	7.00
		591.2	58.90	4.08	63.80	4.88	69.60	5.71	75.60	6.46	77.80	6.61	81.00	6.76	83.10	6.84
		650.0	58.90	3.90	63.80	4.76	69.60	5.59	75.60	6.34	77.80	6.49	81.00	6.62	83.10	6.66
	25	207.6	58.90	5.68	63.80	6.61	69.60	7.72	75.60	8.73	77.80	8.93	81.00	9.12	83.10	9.25
		259.5	58.90	5.60	63.80	6.53	69.60	7.62	75.60	8.60	77.80	8.80	81.00	8.99	83.10	9.14
		519.0	58.90	5.14	63.80	6.12	69.60	7.10	75.60	7.98	77.80	8.18	81.00	8.39	83.10	8.57
		591.2	58.90	4.98	63.80	5.96	69.60	6.95	75.60	7.85	77.80	8.03	81.00	8.23	83.10	8.34
		650.0	58.90	4.91	63.80	5.89	69.60	6.87	75.60	7.77	77.80	7.95	81.00	8.16	83.10	8.21
	30	207.6	58.90	7.05	63.80	8.16	69.60	9.53	75.60	10.72	77.80	10.97	81.00	11.21	83.10	11.41
		259.5	58.90	6.92	63.80	8.06	69.60	9.40	75.60	10.59	77.80	10.82	81.00	11.08	83.10	11.26
		519.0	58.90	6.30	63.80	7.49	69.60	8.73	75.60	9.86	77.80	10.05	81.00	10.35	83.10	10.51
		591.2	58.90	6.17	63.80	7.33	69.60	8.57	75.60	9.66	77.80	9.91	81.00	10.15	83.10	10.25
		650.0	58.90	6.03	63.80	7.15	69.60	8.39	75.60	9.42	77.80	9.75	81.00	9.91	83.10	9.95
	35	207.6	58.90	7.80	63.80	9.06	69.60	10.58	75.60	11.87	77.80	12.18	81.00	12.47	83.10	12.67
		259.5	58.90	7.67	63.80	8.93	69.60	10.43	75.60	11.72	77.80	12.00	81.00	12.31	83.10	12.51
		519.0	58.90	7.05	63.80	8.34	69.60	9.71	75.60	10.95	77.80	11.18	81.00	11.49	83.10	11.67
		591.2	58.90	6.84	63.80	8.18	69.60	9.50	75.60	10.74	77.80	11.00	81.00	11.28	83.10	11.39
		650.0	58.90	6.60	63.80	8.00	69.60	9.26	75.60	10.50	77.80	10.78	81.00	11.04	83.10	11.07
	40	207.6	58.90	9.25	63.80	10.72	69.60	12.52	75.60	14.07	77.80	14.43	81.00	14.77	83.10	15.03
		259.5	58.90	9.09	63.80	10.59	69.60	12.34	75.60	13.89	77.80	14.25	81.00	14.59	83.10	14.83
		519.0	58.90	8.34	63.80	9.86	69.60	11.49	75.60	12.96	77.80	13.27	81.00	13.61	83.10	13.84
		591.2	58.90	8.08	63.80	9.66	69.60	11.28	75.60	12.73	77.80	13.01	81.00	13.35	83.10	13.45
		650.0	58.90	7.78	63.80	9.42	69.60	11.04	75.60	12.47	77.80	12.71	81.00	13.05	83.10	12.99
	45	207.6	58.90	10.72	63.80	12.37	69.60	14.49	75.60	16.29	77.80	16.68	81.00	17.09	83.10	17.38
		259.5	58.90	10.54	63.80	12.21	69.60	14.28	75.60	16.08	77.80	16.45	81.00	16.86	83.10	17.15
		519.0	58.90	9.61	63.80	11.39	69.60	13.27	75.60	14.98	77.80	15.33	81.00	15.72	83.10	16.01
		591.2	58.90	9.32	63.80	11.13	69.60	13.06	75.60	14.69	77.80	15.03	81.00	15.42	83.10	15.52
		650.0	58.90	8.98	63.80	10.83	69.60	12.82	75.60	14.37	77.80	14.67	81.00	15.06	83.10	14.94

Note

- TC: Total Capacity(kW), PI : Power Input(kW)
- Capacity tables show the average value of conditions which may occur.
- The minimum flow rate of the product is based on 50% of the rated flow rate or the value indicated in the specification table, whichever is greater.
However, when the 'Variable Water Flow Valve Control KIT' is applied, the minimum flow rate is allowed to 40% (gray colored area) of the rated flow rate.
- If the flow rate is less than minimum flow rate and the indoor unit combination ratio exceeds 130%, ask to LG Electronics even if the 'Variable Water Flow Valve Control KIT' is applied.

7. Capacity Tables

CRWM560LAS5

Combi. (%)	Inlet Water Temp. (°C)	Water Flow Rate (LPM)	Indoor Air Temp. (°C, DB/WB)													
			20.0 / 14.0		23.0 / 16.0		26.0 / 18.0		27.0 / 19.0		28.0 / 20.0		30.0 / 22.0		32.0 / 24.0	
			TC	PI	TC	PI	TC	PI	TC	PI	TC	PI	TC	PI	TC	PI
130	10	215.2	145.9	9.64	157.9	11.30	171.9	13.16	186.7	14.74	192.4	15.09	199.9	15.57	205.5	15.79
		269.0	145.9	9.50	157.9	11.14	171.9	12.97	186.7	14.55	192.4	14.90	199.9	15.36	205.5	15.60
		538.0	145.9	8.78	157.9	10.29	171.9	12.03	186.7	13.56	192.4	13.96	199.9	14.26	205.5	14.61
		591.8	145.9	8.51	157.9	10.15	171.9	11.84	186.7	13.26	192.4	13.67	199.9	14.02	205.5	14.20
		655.0	145.9	8.18	157.9	9.98	171.9	11.62	186.7	12.91	192.4	13.30	199.9	13.74	205.5	13.70
	15	215.2	143.4	12.70	155.4	14.80	169.1	17.24	183.7	19.38	189.3	19.84	196.6	20.35	202.2	20.70
		269.0	143.4	12.51	155.4	14.61	169.1	17.00	183.7	19.12	189.3	19.58	196.6	20.08	202.2	20.46
		538.0	143.4	11.49	155.4	13.58	169.1	15.84	183.7	17.83	189.3	18.29	196.6	18.76	202.2	19.17
		591.8	143.4	11.17	155.4	13.32	169.1	15.52	183.7	17.48	189.3	17.94	196.6	18.39	202.2	18.71
		655.0	143.4	10.78	155.4	13.00	169.1	15.13	183.7	17.07	189.3	17.53	196.6	17.94	202.2	18.17
	20	215.2	141.4	15.44	153.1	17.91	166.6	20.89	181.2	23.49	186.5	24.06	193.8	24.62	199.3	25.08
		269.0	141.4	15.17	153.1	17.67	166.6	20.62	181.2	23.19	186.5	23.74	193.8	24.32	199.3	24.78
		538.0	141.4	13.88	153.1	16.51	166.6	19.22	181.2	21.64	186.5	22.15	193.8	22.76	199.3	23.22
		591.8	141.4	13.53	153.1	16.14	166.6	18.82	181.2	21.21	186.5	21.72	193.8	22.29	199.3	22.71
		655.0	141.4	13.12	153.1	15.69	166.6	18.32	181.2	20.69	186.5	21.20	193.8	21.71	199.3	22.10
	25	215.2	141.4	19.03	153.1	22.07	166.6	25.72	181.2	29.02	186.5	29.69	193.8	30.39	199.3	30.90
		269.0	141.4	18.71	153.1	21.78	166.6	25.37	181.2	28.62	186.5	29.29	193.8	30.01	199.3	30.52
		538.0	141.4	17.16	153.1	20.35	166.6	23.68	181.2	26.66	186.5	27.31	193.8	28.08	199.3	28.59
		591.8	141.4	16.65	153.1	19.89	166.6	23.22	181.2	26.15	186.5	26.80	193.8	27.52	199.3	27.98
		655.0	141.4	16.40	153.1	19.65	166.6	22.98	181.2	25.88	186.5	26.55	193.8	27.25	199.3	27.68
	30	215.2	141.4	22.87	153.1	26.52	166.6	30.88	181.2	34.80	186.5	35.63	193.8	36.49	199.3	37.10
		269.0	141.4	22.49	153.1	26.17	166.6	30.48	181.2	34.34	186.5	35.17	193.8	36.03	199.3	36.64
		538.0	141.4	20.54	153.1	24.40	166.6	28.43	181.2	31.98	186.5	32.81	193.8	33.67	199.3	34.34
		591.8	141.4	19.98	153.1	23.89	166.6	27.84	181.2	31.36	186.5	32.19	193.8	33.00	199.3	33.56
		655.0	141.4	19.31	153.1	23.28	166.6	27.13	181.2	30.62	186.5	31.45	193.8	32.20	199.3	32.63
	35	215.2	127.1	23.06	137.7	26.82	149.8	31.25	163.0	35.15	168.0	36.05	174.4	36.92	179.4	37.51
		269.0	127.1	22.69	137.7	26.47	149.8	30.84	163.0	34.69	168.0	35.57	174.4	36.44	179.4	37.05
		538.0	127.1	20.81	137.7	24.65	149.8	28.75	163.0	32.38	168.0	33.16	174.4	34.04	179.4	34.74
		591.8	127.1	20.24	137.7	24.14	149.8	28.14	163.0	31.73	168.0	32.54	174.4	33.37	179.4	33.93
		655.0	127.1	19.57	137.7	23.53	149.8	27.41	163.0	30.95	168.0	31.78	174.4	32.57	179.4	32.95
40	215.2	113.1	24.38	122.4	28.27	133.3	32.97	144.8	37.08	149.3	37.96	155.1	38.88	159.3	39.60	
	269.0	113.1	23.98	122.4	27.90	133.3	32.54	144.8	36.60	149.3	37.48	155.1	38.39	159.3	39.12	
	538.0	113.1	21.93	122.4	26.04	133.3	30.34	144.8	34.13	149.3	35.01	155.1	35.92	159.3	36.65	
	591.8	113.1	21.32	122.4	25.48	133.3	29.67	144.8	33.48	149.3	34.34	155.1	35.20	159.3	35.82	
	655.0	113.1	20.59	122.4	24.81	133.3	28.87	144.8	32.70	149.3	33.54	155.1	34.31	159.3	34.80	
45	215.2	98.80	25.69	107.2	29.72	116.5	34.69	126.8	39.01	130.7	39.87	135.5	40.84	139.4	41.69	
	269.0	98.80	25.26	107.2	29.34	116.5	34.23	126.8	38.50	130.7	39.36	135.5	40.33	139.4	41.18	
	538.0	98.80	23.06	107.2	27.41	116.5	31.92	126.8	35.87	130.7	36.86	135.5	37.83	139.4	38.55	
	591.8	98.80	22.39	107.2	26.80	116.5	31.22	126.8	35.20	130.7	36.14	135.5	37.05	139.4	37.72	
	655.0	98.80	21.59	107.2	26.07	116.5	30.37	126.8	34.40	130.7	35.27	135.5	36.12	139.4	36.72	
120	10	215.2	138.0	9.18	149.3	10.71	162.7	12.40	176.7	13.96	182.0	14.41	189.3	14.74	194.6	14.92
		269.0	138.0	9.02	149.3	10.57	162.7	12.24	176.7	13.77	182.0	14.20	189.3	14.53	194.6	14.73
		538.0	138.0	8.27	149.3	9.85	162.7	11.49	176.7	12.86	182.0	13.15	189.3	13.50	194.6	13.80
		591.8	138.0	8.00	149.3	9.53	162.7	11.22	176.7	12.56	182.0	12.97	189.3	13.26	194.6	13.50
		655.0	138.0	7.67	149.3	9.14	162.7	10.89	176.7	12.19	182.0	12.74	189.3	12.98	194.6	13.15
	15	215.2	136.4	12.19	147.6	14.17	161.0	16.46	174.7	18.55	180.0	19.01	187.0	19.49	192.3	19.76
		269.0	136.4	12.00	147.6	13.98	161.0	16.25	174.7	18.31	180.0	18.77	187.0	19.23	192.3	19.52
		538.0	136.4	10.98	147.6	13.02	161.0	15.17	174.7	17.07	180.0	17.48	187.0	17.94	192.3	18.29
		591.8	136.4	10.66	147.6	12.70	161.0	14.87	174.7	16.70	180.0	17.16	187.0	17.58	192.3	17.88
		655.0	136.4	10.27	147.6	12.31	161.0	14.50	174.7	16.25	180.0	16.77	187.0	17.16	192.3	17.40
	20	215.2	134.9	14.85	146.2	17.24	159.3	20.06	173.0	22.61	178.1	23.12	185.1	23.68	190.4	24.08
		269.0	134.9	14.61	146.2	17.00	159.3	19.79	173.0	22.31	178.1	22.82	185.1	23.38	190.4	23.79
		538.0	134.9	13.37	146.2	15.84	159.3	18.45	173.0	20.81	178.1	21.32	185.1	21.88	190.4	22.29
		591.8	134.9	13.02	146.2	15.52	159.3	18.09	173.0	20.40	178.1	20.91	185.1	21.42	190.4	21.78

7. Capacity Tables

Combi. (%)	Inlet Water Temp. (°C)	Water Flow Rate (LPM)	Indoor Air Temp. (°C, DB/WB)													
			20.0 / 14.0		23.0 / 16.0		26.0 / 18.0		27.0 / 19.0		28.0 / 20.0		30.0 / 22.0		32.0 / 24.0	
			TC	PI	TC	PI	TC	PI	TC	PI	TC	PI	TC	PI	TC	PI
120	20	655.0	134.9	12.59	146.2	15.13	159.3	17.67	173.0	19.90	178.1	20.43	185.1	20.88	190.4	21.15
	25	215.2	134.9	18.25	146.2	21.21	159.3	24.70	173.0	27.76	178.1	28.43	185.1	29.16	190.4	29.67
		269.0	134.9	17.96	146.2	20.92	159.3	24.38	173.0	27.41	178.1	28.06	185.1	28.78	190.4	29.29
		538.0	134.9	16.46	146.2	19.47	159.3	22.71	173.0	25.58	178.1	26.18	185.1	26.85	190.4	27.41
		591.8	134.9	16.00	146.2	19.06	159.3	22.23	173.0	25.05	178.1	25.67	185.1	26.34	190.4	26.74
		655.0	134.9	15.76	146.2	18.85	159.3	22.01	173.0	24.81	178.1	25.42	185.1	26.09	190.4	26.42
	30	215.2	134.9	22.01	146.2	25.64	159.3	29.86	173.0	33.61	178.1	34.37	185.1	35.25	190.4	35.87
		269.0	134.9	21.66	146.2	25.29	159.3	29.46	173.0	33.16	178.1	33.91	185.1	34.79	190.4	35.41
		538.0	134.9	19.89	146.2	23.57	159.3	27.41	173.0	30.90	178.1	31.68	185.1	32.49	190.4	33.10
		591.8	134.9	19.33	146.2	23.06	159.3	26.85	173.0	30.29	178.1	31.06	185.1	31.87	190.4	32.35
		655.0	134.9	18.66	146.2	22.45	159.3	26.16	173.0	29.54	178.1	30.32	185.1	31.11	190.4	31.44
	35	215.2	123.5	22.60	133.8	26.26	145.6	30.58	158.2	34.44	163.0	35.27	169.4	36.08	174.2	36.75
		269.0	123.5	22.23	133.8	25.91	145.6	30.18	158.2	33.98	163.0	34.79	169.4	35.62	174.2	36.27
		538.0	123.5	20.35	133.8	24.14	145.6	28.14	158.2	31.68	163.0	32.43	169.4	33.32	174.2	33.93
		591.8	123.5	19.79	133.8	23.63	145.6	27.57	158.2	31.06	163.0	31.82	169.4	32.65	174.2	33.16
		655.0	123.5	19.12	133.8	23.02	145.6	26.88	158.2	30.32	163.0	31.09	169.4	31.85	174.2	32.21
	40	215.2	112.0	24.30	121.3	28.24	132.1	32.92	143.7	37.03	147.9	37.91	153.7	38.85	157.9	39.55
		269.0	112.0	23.90	121.3	27.87	132.1	32.49	143.7	36.54	147.9	37.40	153.7	38.34	157.9	39.04
		538.0	112.0	21.93	121.3	25.99	132.1	30.29	143.7	34.07	147.9	34.90	153.7	35.82	157.9	36.54
		591.8	112.0	21.32	121.3	25.42	132.1	29.67	143.7	33.42	147.9	34.28	153.7	35.17	157.9	35.68
655.0		112.0	20.59	121.3	24.75	132.1	28.93	143.7	32.64	147.9	33.54	153.7	34.39	157.9	34.64	
45	215.2	100.5	26.02	108.9	30.20	118.5	35.27	129.1	39.63	133.0	40.57	138.0	41.61	141.7	42.37	
	269.0	100.5	25.61	108.9	29.80	118.5	34.79	129.1	39.12	133.0	40.03	138.0	41.07	141.7	41.83	
	538.0	100.5	23.52	108.9	27.84	118.5	32.43	129.1	36.49	133.0	37.37	138.0	38.34	141.7	39.15	
	591.8	100.5	22.85	108.9	27.22	118.5	31.78	129.1	35.76	133.0	36.75	138.0	37.67	141.7	38.18	
	655.0	100.5	22.05	108.9	26.48	118.5	31.00	129.1	34.89	133.0	36.01	138.0	36.87	141.7	37.01	
110	10	215.2	130.2	8.67	141.1	10.04	153.4	11.76	166.6	13.21	171.6	13.48	178.6	13.91	183.2	14.10
		269.0	130.2	8.53	141.1	9.91	153.4	11.60	166.6	13.03	171.6	13.32	178.6	13.72	183.2	13.91
		538.0	130.2	7.81	141.1	9.23	153.4	10.77	166.6	12.14	171.6	12.51	178.6	12.80	183.2	12.99
		591.8	130.2	7.60	141.1	9.02	153.4	10.52	166.6	11.95	171.6	12.14	178.6	12.54	183.2	12.70
		655.0	130.2	7.34	141.1	8.76	153.4	10.23	166.6	11.73	171.6	11.69	178.6	12.22	183.2	12.35
	15	215.2	129.4	11.60	140.0	13.50	152.6	15.73	165.8	17.72	170.8	18.12	177.5	18.60	182.3	18.90
		269.0	129.4	11.41	140.0	13.31	152.6	15.52	165.8	17.48	170.8	17.88	177.5	18.36	182.3	18.66
		538.0	129.4	10.45	140.0	12.40	152.6	14.45	165.8	16.30	170.8	16.70	177.5	17.13	182.3	17.42
		591.8	129.4	10.20	140.0	12.14	152.6	14.15	165.8	16.00	170.8	16.35	177.5	16.81	182.3	17.02
		655.0	129.4	9.89	140.0	11.82	152.6	13.78	165.8	15.63	170.8	15.94	177.5	16.42	182.3	16.52
	20	215.2	128.8	14.23	139.4	16.57	151.8	19.28	164.9	21.72	169.9	22.25	176.4	22.76	181.5	23.17
		269.0	128.8	13.99	139.4	16.35	151.8	19.01	164.9	21.43	169.9	21.96	176.4	22.47	181.5	22.87
		538.0	128.8	12.81	139.4	15.22	151.8	17.72	164.9	19.98	169.9	20.46	176.4	20.97	181.5	21.37
		591.8	128.8	12.51	139.4	14.90	151.8	17.37	164.9	19.57	169.9	20.08	176.4	20.59	181.5	20.86
		655.0	128.8	12.16	139.4	14.51	151.8	16.96	164.9	19.09	169.9	19.62	176.4	20.13	181.5	20.23
	25	215.2	128.8	17.40	139.4	20.27	151.8	23.60	164.9	26.56	169.9	27.17	176.4	27.87	181.5	28.38
		269.0	128.8	17.13	139.4	20.00	151.8	23.28	164.9	26.21	169.9	26.82	176.4	27.50	181.5	28.01
		538.0	128.8	15.73	139.4	18.66	151.8	21.72	164.9	24.46	169.9	25.05	176.4	25.67	181.5	26.18
		591.8	128.8	15.28	139.4	18.25	151.8	21.26	164.9	23.98	169.9	24.54	176.4	25.21	181.5	25.53
		655.0	128.8	15.04	139.4	18.04	151.8	21.05	164.9	23.76	169.9	24.30	176.4	24.99	181.5	25.18
30	215.2	128.8	21.21	139.4	24.70	151.8	28.75	164.9	32.41	169.9	33.18	176.4	33.94	181.5	34.58	
	269.0	128.8	20.86	139.4	24.38	151.8	28.37	164.9	31.98	169.9	32.75	176.4	33.51	181.5	34.13	
	538.0	128.8	19.17	139.4	22.71	151.8	26.44	164.9	29.77	169.9	30.55	176.4	31.31	181.5	31.87	
	591.8	128.8	18.66	139.4	22.23	151.8	25.93	164.9	29.21	169.9	29.93	176.4	30.69	181.5	31.11	
	655.0	128.8	18.05	139.4	21.65	151.8	25.32	164.9	28.54	169.9	29.19	176.4	29.95	181.5	30.20	
35	215.2	119.8	22.12	129.9	25.69	141.4	29.91	153.7	33.70	158.2	34.48	164.4	35.30	169.1	35.98	
	269.0	119.8	21.77	129.9	25.34	141.4	29.51	153.7	33.25	158.2	34.02	164.4	34.84	169.1	35.52	
	538.0	119.8	19.94	129.9	23.63	141.4	27.52	153.7	31.01	158.2	31.73	164.4	32.54	169.1	33.16	
	591.8	119.8	19.38	129.9	23.12	141.4	26.96	153.7	30.39	158.2	31.17	164.4	31.92	169.1	32.35	

7. Capacity Tables

Combi. (%)	Inlet Water Temp. (°C)	Water Flow Rate (LPM)	Indoor Air Temp. (°C, DB/WB)														
			20.0 / 14.0		23.0 / 16.0		26.0 / 18.0		27.0 / 19.0		28.0 / 20.0		30.0 / 22.0		32.0 / 24.0		
			TC	PI	TC	PI	TC	PI	TC	PI	TC	PI	TC	PI	TC	PI	
110	35	655.0	119.8	18.69	129.9	22.49	141.4	26.27	153.7	29.65	158.2	30.48	164.4	31.18	169.1	31.37	
		215.2	110.9	24.27	120.4	28.24	131.0	32.86	142.5	36.99	146.7	37.86	152.3	38.79	156.6	39.52	
	40	269.0	110.9	23.87	120.4	27.86	131.0	32.43	142.5	36.51	146.7	37.35	152.3	38.28	156.6	39.01	
		538.0	110.9	21.88	120.4	25.93	131.0	30.23	142.5	34.04	146.7	34.85	152.3	35.76	156.6	36.43	
		591.8	110.9	21.26	120.4	25.37	131.0	29.62	142.5	33.37	146.7	34.23	152.3	35.11	156.6	35.52	
		655.0	110.9	20.50	120.4	24.68	131.0	28.87	142.5	32.57	146.7	33.49	152.3	34.33	156.6	34.42	
		215.2	102.2	26.39	110.9	30.80	120.4	35.84	131.1	40.27	135.0	41.24	140.3	42.28	144.2	43.06	
	45	269.0	102.2	25.96	110.9	30.37	120.4	35.36	131.1	39.73	135.0	40.70	140.3	41.74	144.2	42.50	
		538.0	102.2	23.84	110.9	28.24	120.4	32.94	131.1	37.05	135.0	37.99	140.3	39.01	144.2	39.71	
		591.8	102.2	23.17	110.9	27.63	120.4	32.30	131.1	36.33	135.0	37.32	140.3	38.28	144.2	38.69	
		655.0	102.2	22.37	110.9	26.88	120.4	31.52	131.1	35.44	135.0	36.52	140.3	37.41	144.2	37.46	
		215.2	122.3	8.19	132.4	9.53	144.2	10.95	156.8	12.48	161.6	12.65	167.7	13.08	172.5	13.34	
	100	10	269.0	122.3	8.06	132.4	9.40	144.2	10.82	156.8	12.32	161.6	12.49	167.7	12.92	172.5	13.16
			538.0	122.3	7.41	132.4	8.73	144.2	10.15	156.8	11.49	161.6	11.73	167.7	12.03	172.5	12.27
			591.8	122.3	7.14	132.4	8.53	144.2	9.91	156.8	11.25	161.6	11.49	167.7	11.78	172.5	11.87
655.0			122.3	6.81	132.4	8.31	144.2	9.63	156.8	10.97	161.6	11.21	167.7	11.47	172.5	11.37	
215.2			122.3	11.09	132.4	12.86	144.2	14.95	156.8	16.88	161.6	17.24	167.7	17.72	172.5	18.02	
15		269.0	122.3	10.90	132.4	12.70	144.2	14.76	156.8	16.66	161.6	17.02	167.7	17.48	172.5	17.78	
		538.0	122.3	9.99	132.4	11.84	144.2	13.80	156.8	15.52	161.6	15.89	167.7	16.30	172.5	16.60	
		591.8	122.3	9.69	132.4	11.57	144.2	13.48	156.8	15.22	161.6	15.57	167.7	16.00	172.5	16.14	
		655.0	122.3	9.32	132.4	11.24	144.2	13.09	156.8	14.85	161.6	15.18	167.7	15.63	172.5	15.60	
		215.2	122.3	13.64	132.4	15.82	144.2	18.50	156.8	20.78	161.6	21.32	167.7	21.83	172.5	22.18	
20		269.0	122.3	13.42	132.4	15.63	144.2	18.26	156.8	20.51	161.6	21.03	167.7	21.54	172.5	21.89	
		538.0	122.3	12.30	132.4	14.61	144.2	17.02	156.8	19.12	161.6	19.57	167.7	20.08	172.5	20.46	
		591.8	122.3	11.95	132.4	14.31	144.2	16.65	156.8	18.76	161.6	19.22	167.7	19.73	172.5	19.94	
		655.0	122.3	11.54	132.4	13.94	144.2	16.20	156.8	18.34	161.6	18.81	167.7	19.30	172.5	19.31	
		215.2	122.3	16.62	132.4	19.33	144.2	22.50	156.8	25.37	161.6	25.99	167.7	26.61	172.5	27.09	
25	269.0	122.3	16.35	132.4	19.07	144.2	22.20	156.8	25.02	161.6	25.64	167.7	26.26	172.5	26.74		
	538.0	122.3	15.01	132.4	17.78	144.2	20.70	156.8	23.33	161.6	23.89	167.7	24.49	172.5	24.97		
	591.8	122.3	14.61	132.4	17.42	144.2	20.30	156.8	22.85	161.6	23.41	167.7	24.03	172.5	24.30		
	655.0	122.3	14.39	132.4	17.24	144.2	20.08	156.8	22.63	161.6	23.19	167.7	23.81	172.5	23.95		
	215.2	122.3	20.43	132.4	23.81	144.2	27.71	156.8	31.20	161.6	31.92	167.7	32.70	172.5	33.32		
30	269.0	122.3	20.11	132.4	23.49	144.2	27.34	156.8	30.79	161.6	31.49	167.7	32.27	172.5	32.89		
	538.0	122.3	18.45	132.4	21.88	144.2	25.48	156.8	28.70	161.6	29.37	167.7	30.13	172.5	30.69		
	591.8	122.3	17.94	132.4	21.42	144.2	24.97	156.8	28.14	161.6	28.86	167.7	29.56	172.5	29.88		
	655.0	122.3	17.31	132.4	20.88	144.2	24.36	156.8	27.47	161.6	28.25	167.7	28.87	172.5	28.90		
	215.2	116.2	21.59	126.0	25.10	136.9	29.21	149.0	32.92	153.4	33.70	159.3	34.53	163.8	35.15		
35	269.0	116.2	21.24	126.0	24.78	136.9	28.83	149.0	32.49	153.4	33.25	159.3	34.08	163.8	34.69		
	538.0	116.2	19.47	126.0	23.12	136.9	26.90	149.0	30.29	153.4	31.01	159.3	31.82	163.8	32.38		
	591.8	116.2	18.96	126.0	22.60	136.9	26.34	149.0	29.72	153.4	30.44	159.3	31.22	163.8	31.52		
	655.0	116.2	18.33	126.0	21.99	136.9	25.67	149.0	29.05	153.4	29.75	159.3	30.50	163.8	30.48		
	215.2	110.0	24.27	119.3	28.19	129.9	32.81	141.1	36.94	145.3	37.83	151.2	38.74	155.1	39.41		
40	269.0	110.0	23.87	119.3	27.81	129.9	32.38	141.1	36.46	145.3	37.32	151.2	38.23	155.1	38.90		
	538.0	110.0	21.83	119.3	25.93	129.9	30.18	141.1	33.99	145.3	34.80	151.2	35.68	155.1	36.33		
	591.8	110.0	21.26	119.3	25.37	129.9	29.56	141.1	33.32	145.3	34.13	151.2	35.01	155.1	35.36		
	655.0	110.0	20.57	119.3	24.68	129.9	28.82	141.1	32.52	145.3	33.33	151.2	34.21	155.1	34.19		
	215.2	103.9	26.95	112.5	31.25	122.6	36.43	133.3	40.94	137.4	41.93	142.8	42.98	146.5	43.68		
45	269.0	103.9	26.49	112.5	30.84	122.6	35.94	133.3	40.40	137.4	41.37	142.8	42.41	146.5	43.12		
	538.0	103.9	24.19	112.5	28.75	122.6	33.48	133.3	37.67	137.4	38.58	142.8	39.52	146.5	40.27		
	591.8	103.9	23.57	112.5	28.14	122.6	32.81	133.3	36.89	137.4	37.83	142.8	38.80	146.5	39.20		
	655.0	103.9	22.81	112.5	27.41	122.6	32.01	133.3	35.96	137.4	36.92	142.8	37.91	146.5	37.90		
	215.2	110.0	6.98	119.3	8.08	129.9	9.45	141.1	10.71	145.3	10.90	151.2	11.14	155.1	11.49		
90	10	269.0	110.0	6.87	119.3	8.00	129.9	9.34	141.1	10.58	145.3	10.77	151.2	11.03	155.1	11.33	
		538.0	110.0	6.36	119.3	7.54	129.9	8.73	141.1	9.91	145.3	10.12	151.2	10.42	155.1	10.55	
		591.8	110.0	6.17	119.3	7.30	129.9	8.59	141.1	9.61	145.3	9.91	151.2	10.20	155.1	10.20	

7. Capacity Tables

Combi. (%)	Inlet Water Temp. (°C)	Water Flow Rate (LPM)	Indoor Air Temp. (°C, DB/WB)													
			20.0 / 14.0		23.0 / 16.0		26.0 / 18.0		27.0 / 19.0		28.0 / 20.0		30.0 / 22.0		32.0 / 24.0	
			TC	PI	TC	PI	TC	PI	TC	PI	TC	PI	TC	PI	TC	PI
90	10	655.0	110.0	5.93	119.3	7.02	129.9	8.44	141.1	9.26	145.3	9.65	151.2	9.94	155.1	9.77
	15	215.2	110.0	9.51	119.3	11.03	129.9	12.86	141.1	14.53	145.3	14.84	151.2	15.20	155.1	15.52
		269.0	110.0	9.37	119.3	10.90	129.9	12.70	141.1	14.34	145.3	14.65	151.2	15.01	155.1	15.33
		538.0	110.0	8.62	119.3	10.20	129.9	11.84	141.1	13.37	145.3	13.69	151.2	14.04	155.1	14.31
		591.8	110.0	8.35	119.3	9.94	129.9	11.63	141.1	13.07	145.3	13.42	151.2	13.80	155.1	13.88
		655.0	110.0	8.02	119.3	9.62	129.9	11.37	141.1	12.70	145.3	13.09	151.2	13.50	155.1	13.36
	20	215.2	110.0	11.76	119.3	13.64	129.9	15.89	141.1	17.93	145.3	18.34	151.2	18.82	155.1	19.11
		269.0	110.0	11.57	119.3	13.45	129.9	15.68	141.1	17.69	145.3	18.10	151.2	18.56	155.1	18.87
		538.0	110.0	10.61	119.3	12.56	129.9	14.61	141.1	16.46	145.3	16.86	151.2	17.27	155.1	17.64
		591.8	110.0	10.31	119.3	12.30	129.9	14.36	141.1	16.14	145.3	16.56	151.2	16.97	155.1	17.16
		655.0	110.0	9.94	119.3	11.98	129.9	14.05	141.1	15.75	145.3	16.19	151.2	16.62	155.1	16.58
	25	215.2	110.0	14.33	119.3	16.67	129.9	19.38	141.1	21.83	145.3	22.34	151.2	22.90	155.1	23.33
		269.0	110.0	14.09	119.3	16.45	129.9	19.12	141.1	21.54	145.3	22.04	151.2	22.61	155.1	23.01
		538.0	110.0	12.91	119.3	15.33	129.9	17.83	141.1	20.08	145.3	20.54	151.2	21.11	155.1	21.48
		591.8	110.0	12.56	119.3	14.96	129.9	17.48	141.1	19.68	145.3	20.19	151.2	20.70	155.1	20.91
		655.0	110.0	12.38	119.3	14.79	129.9	17.29	141.1	19.47	145.3	20.00	151.2	20.51	155.1	20.62
	30	215.2	110.0	17.61	119.3	20.48	129.9	23.87	141.1	26.88	145.3	27.49	151.2	28.19	155.1	28.70
		269.0	110.0	17.32	119.3	20.21	129.9	23.55	141.1	26.53	145.3	27.14	151.2	27.81	155.1	28.32
		538.0	110.0	15.89	119.3	18.82	129.9	21.93	141.1	24.70	145.3	25.32	151.2	25.93	155.1	26.39
		591.8	110.0	15.43	119.3	18.45	129.9	21.48	141.1	24.24	145.3	24.81	151.2	25.48	155.1	25.72
		655.0	110.0	14.89	119.3	18.00	129.9	20.94	141.1	23.68	145.3	24.20	151.2	24.94	155.1	24.92
	35	215.2	107.0	19.04	115.9	22.09	126.3	25.72	137.2	28.97	141.4	29.64	146.8	30.36	150.9	30.93
		269.0	107.0	18.72	115.9	21.80	126.3	25.37	137.2	28.59	141.4	29.24	146.8	29.96	150.9	30.53
		538.0	107.0	17.13	115.9	20.30	126.3	23.68	137.2	26.66	141.4	27.27	146.8	27.98	150.9	28.49
		591.8	107.0	16.65	115.9	19.89	126.3	23.17	137.2	26.15	141.4	26.80	146.8	27.47	150.9	27.73
		655.0	107.0	16.07	115.9	19.41	126.3	22.56	137.2	25.54	141.4	26.22	146.8	26.86	150.9	26.82
	40	215.2	103.9	21.86	112.6	25.37	122.6	29.53	133.3	33.29	137.4	34.07	142.5	34.90	146.7	35.52
		269.0	103.9	21.51	112.6	25.02	122.6	29.15	133.3	32.84	137.4	33.61	142.5	34.44	146.7	35.06
		538.0	103.9	19.68	112.6	23.33	122.6	27.22	133.3	30.60	137.4	31.36	142.5	32.14	146.7	32.75
		591.8	103.9	19.12	112.6	22.85	122.6	26.66	133.3	30.04	137.4	30.74	142.5	31.57	146.7	31.87
		655.0	103.9	18.45	112.6	22.27	122.6	25.97	133.3	29.35	137.4	29.98	142.5	30.88	146.7	30.79
	45	215.2	100.8	24.68	109.5	28.65	119.0	33.32	129.4	37.62	133.3	38.47	138.3	39.44	142.5	40.08
		269.0	100.8	24.28	109.5	28.27	119.0	32.89	129.4	37.11	133.3	37.96	138.3	38.93	142.5	39.57
		538.0	100.8	22.23	109.5	26.34	119.0	30.74	129.4	34.55	133.3	35.47	138.3	36.29	142.5	37.00
		591.8	100.8	21.58	109.5	25.83	119.0	30.13	129.4	33.93	133.3	34.69	138.3	35.68	142.5	36.03
		655.0	100.8	20.80	109.5	25.20	119.0	29.40	129.4	33.19	133.3	33.74	138.3	34.93	142.5	34.86
80	10	215.2	97.70	5.96	105.9	6.79	115.4	7.89	125.4	9.05	129.1	9.16	134.2	9.43	138.0	9.51
		269.0	97.70	5.85	105.9	6.71	115.4	7.81	125.4	8.92	129.1	9.05	134.2	9.30	138.0	9.40
		538.0	97.70	5.26	105.9	6.36	115.4	7.35	125.4	8.24	129.1	8.48	134.2	8.62	138.0	8.78
		591.8	97.70	5.23	105.9	6.17	115.4	7.20	125.4	8.08	129.1	8.22	134.2	8.48	138.0	8.59
		655.0	97.70	5.19	105.9	5.93	115.4	7.01	125.4	7.89	129.1	7.90	134.2	8.33	138.0	8.37
	15	215.2	97.70	8.00	105.9	9.26	115.4	10.77	125.4	12.19	129.1	12.43	134.2	12.76	138.0	12.97
		269.0	97.70	7.87	105.9	9.15	115.4	10.64	125.4	12.03	129.1	12.27	134.2	12.60	138.0	12.81
		538.0	97.70	7.17	105.9	8.56	115.4	9.94	125.4	11.17	129.1	11.49	134.2	11.73	138.0	11.95
		591.8	97.70	7.03	105.9	8.35	115.4	9.74	125.4	10.98	129.1	11.22	134.2	11.54	138.0	11.63
		655.0	97.70	6.88	105.9	8.09	115.4	9.50	125.4	10.74	129.1	10.89	134.2	11.30	138.0	11.24
	20	215.2	97.70	9.83	105.9	11.47	115.4	13.34	125.4	15.01	129.1	15.36	134.2	15.73	138.0	16.05
		269.0	97.70	9.67	105.9	11.31	115.4	13.15	125.4	14.82	129.1	15.17	134.2	15.52	138.0	15.84
		538.0	97.70	8.86	105.9	10.50	115.4	12.24	125.4	13.80	129.1	14.15	134.2	14.50	138.0	14.76
		591.8	97.70	8.62	105.9	10.31	115.4	12.00	125.4	13.53	129.1	13.88	134.2	14.25	138.0	14.36
		655.0	97.70	8.34	105.9	10.07	115.4	11.72	125.4	13.20	129.1	13.55	134.2	13.94	138.0	13.86
	25	215.2	97.70	12.03	105.9	13.96	115.4	16.24	125.4	18.28	129.1	18.76	134.2	19.22	138.0	19.52
		269.0	97.70	11.84	105.9	13.77	115.4	16.03	125.4	18.04	129.1	18.50	134.2	18.98	138.0	19.28
		538.0	97.70	10.82	105.9	12.81	115.4	14.96	125.4	16.86	129.1	17.21	134.2	17.69	138.0	17.99
		591.8	97.70	10.50	105.9	12.56	115.4	14.66	125.4	16.51	129.1	16.91	134.2	17.37	138.0	17.53

7. Capacity Tables

Combi. (%)	Inlet Water Temp. (°C)	Water Flow Rate (LPM)	Indoor Air Temp. (°C, DB/WB)														
			20.0 / 14.0		23.0 / 16.0		26.0 / 18.0		27.0 / 19.0		28.0 / 20.0		30.0 / 22.0		32.0 / 24.0		
			TC	PI	TC	PI	TC	PI	TC	PI	TC	PI	TC	PI	TC	PI	
80	25	655.0	97.70	10.36	105.9	12.43	115.4	14.50	125.4	16.32	129.1	16.75	134.2	17.21	138.0	17.29	
	30	215.2	97.70	14.74	105.9	17.13	115.4	20.00	125.4	22.50	129.1	23.01	134.2	23.60	138.0	24.06	
		269.0	97.70	14.50	105.9	16.91	115.4	19.73	125.4	22.20	129.1	22.71	134.2	23.28	138.0	23.74	
		538.0	97.70	13.32	105.9	15.79	115.4	18.39	125.4	20.70	129.1	21.21	134.2	21.72	138.0	22.15	
		591.8	97.70	12.97	105.9	15.43	115.4	17.99	125.4	20.30	129.1	20.81	134.2	21.32	138.0	21.58	
		655.0	97.70	12.56	105.9	15.01	115.4	17.51	125.4	19.80	129.1	20.33	134.2	20.84	138.0	20.89	
	35	215.2	97.70	16.41	105.9	19.06	115.4	22.18	125.4	25.00	129.1	25.64	134.2	26.26	138.0	26.71	
		269.0	97.70	16.14	105.9	18.82	115.4	21.89	125.4	24.68	129.1	25.29	134.2	25.91	138.0	26.36	
		538.0	97.70	14.82	105.9	17.53	115.4	20.46	125.4	23.01	129.1	23.57	134.2	24.14	138.0	24.59	
		591.8	97.70	14.39	105.9	17.16	115.4	20.03	125.4	22.55	129.1	23.12	134.2	23.73	138.0	23.92	
		655.0	97.70	13.87	105.9	16.71	115.4	19.51	125.4	22.01	129.1	22.56	134.2	23.23	138.0	23.12	
	40	215.2	97.70	19.46	105.9	22.61	115.4	26.31	125.4	29.64	129.1	30.31	134.2	31.09	138.0	31.62	
		269.0	97.70	19.14	105.9	22.31	115.4	25.96	125.4	29.24	129.1	29.91	134.2	30.68	138.0	31.19	
		538.0	97.70	17.53	105.9	20.75	115.4	24.19	125.4	27.27	129.1	27.87	134.2	28.59	138.0	29.10	
		591.8	97.70	17.02	105.9	20.35	115.4	23.68	125.4	26.71	129.1	27.36	134.2	28.08	138.0	28.35	
		655.0	97.70	16.39	105.9	19.87	115.4	23.07	125.4	26.02	129.1	26.73	134.2	27.47	138.0	27.44	
	45	215.2	97.70	22.50	105.9	26.17	115.4	30.44	125.4	34.28	129.1	35.01	134.2	35.95	138.0	36.51	
		269.0	97.70	22.12	105.9	25.80	115.4	30.01	125.4	33.82	129.1	34.53	134.2	35.47	138.0	36.03	
		538.0	97.70	20.24	105.9	23.98	115.4	27.92	125.4	31.52	129.1	32.19	134.2	33.05	138.0	33.61	
		591.8	97.70	19.63	105.9	23.52	115.4	27.31	125.4	30.85	129.1	31.63	134.2	32.43	138.0	32.75	
		655.0	97.70	18.88	105.9	22.96	115.4	26.56	125.4	30.05	129.1	30.94	134.2	31.69	138.0	31.71	
	70	10	215.2	85.70	4.86	92.70	5.67	101.1	6.55	109.7	7.38	113.1	7.68	117.3	7.87	120.7	7.89
			269.0	85.70	4.78	92.70	5.59	101.1	6.47	109.7	7.30	113.1	7.57	117.3	7.76	120.7	7.81
			538.0	85.70	4.43	92.70	5.18	101.1	6.07	109.7	6.90	113.1	7.06	117.3	7.25	120.7	7.35
			591.8	85.70	4.35	92.70	5.07	101.1	5.96	109.7	6.71	113.1	6.85	117.3	7.04	120.7	7.14
655.0			85.70	4.26	92.70	4.94	101.1	5.83	109.7	6.49	113.1	6.59	117.3	6.78	120.7	6.88	
15		215.2	85.70	6.63	92.70	7.71	101.1	8.96	109.7	10.10	113.1	10.36	117.3	10.63	120.7	10.77	
		269.0	85.70	6.52	92.70	7.60	101.1	8.85	109.7	9.97	113.1	10.23	117.3	10.50	120.7	10.64	
		538.0	85.70	5.99	92.70	7.06	101.1	8.24	109.7	9.32	113.1	9.53	117.3	9.80	120.7	9.94	
		591.8	85.70	5.85	92.70	6.92	101.1	8.11	109.7	9.13	113.1	9.32	117.3	9.58	120.7	9.69	
		655.0	85.70	5.70	92.70	6.77	101.1	7.96	109.7	8.89	113.1	9.06	117.3	9.32	120.7	9.38	
20		215.2	85.70	8.22	92.70	9.53	101.1	11.09	109.7	12.51	113.1	12.76	117.3	13.07	120.7	13.34	
		269.0	85.70	8.08	92.70	9.40	101.1	10.95	109.7	12.35	113.1	12.60	117.3	12.91	120.7	13.15	
		538.0	85.70	7.38	92.70	8.76	101.1	10.20	109.7	11.49	113.1	11.73	117.3	12.05	120.7	12.24	
		591.8	85.70	7.17	92.70	8.56	101.1	9.99	109.7	11.28	113.1	11.54	117.3	11.84	120.7	11.95	
		655.0	85.70	6.91	92.70	8.34	101.1	9.73	109.7	11.02	113.1	11.30	117.3	11.58	120.7	11.60	
25		215.2	85.70	9.99	92.70	11.62	101.1	13.48	109.7	15.22	113.1	15.57	117.3	15.92	120.7	16.24	
		269.0	85.70	9.83	92.70	11.46	101.1	13.32	109.7	15.01	113.1	15.38	117.3	15.73	120.7	16.03	
		538.0	85.70	9.02	92.70	10.66	101.1	12.46	109.7	13.99	113.1	14.36	117.3	14.71	120.7	14.96	
		591.8	85.70	8.76	92.70	10.45	101.1	12.19	109.7	13.74	113.1	14.04	117.3	14.39	120.7	14.55	
		655.0	85.70	8.64	92.70	10.36	101.1	12.08	109.7	13.61	113.1	13.88	117.3	14.25	120.7	14.34	
30		215.2	85.70	12.29	92.70	14.28	101.1	16.62	109.7	18.69	113.1	19.17	117.3	19.63	120.7	20.00	
		269.0	85.70	12.08	92.70	14.09	101.1	16.40	109.7	18.45	113.1	18.93	117.3	19.38	120.7	19.73	
		538.0	85.70	11.06	92.70	13.13	101.1	15.28	109.7	17.21	113.1	17.64	117.3	18.09	120.7	18.39	
		591.8	85.70	10.77	92.70	12.86	101.1	14.96	109.7	16.86	113.1	17.32	117.3	17.72	120.7	17.94	
		655.0	85.70	10.40	92.70	12.53	101.1	14.57	109.7	16.45	113.1	16.93	117.3	17.27	120.7	17.40	
35	215.2	85.70	13.64	92.70	15.82	101.1	18.50	109.7	20.78	113.1	21.32	117.3	21.83	120.7	22.18		
	269.0	85.70	13.42	92.70	15.63	101.1	18.26	109.7	20.51	113.1	21.03	117.3	21.54	120.7	21.89		
	538.0	85.70	12.30	92.70	14.61	101.1	16.97	109.7	19.12	113.1	19.57	117.3	20.08	120.7	20.46		
	591.8	85.70	11.95	92.70	14.25	101.1	16.65	109.7	18.76	113.1	19.22	117.3	19.73	120.7	19.94		
	655.0	85.70	11.54	92.70	13.81	101.1	16.26	109.7	18.34	113.1	18.81	117.3	19.30	120.7	19.31		
40	215.2	85.70	16.16	92.70	18.74	101.1	21.88	109.7	24.65	113.1	25.21	117.3	25.83	120.7	26.29		
	269.0	85.70	15.89	92.70	18.50	101.1	21.59	109.7	24.33	113.1	24.89	117.3	25.48	120.7	25.94		
	538.0	85.70	14.55	92.70	17.27	101.1	20.14	109.7	22.66	113.1	23.22	117.3	23.79	120.7	24.24		
	591.8	85.70	14.15	92.70	16.91	101.1	19.68	109.7	22.20	113.1	22.76	117.3	23.36	120.7	23.57		

7. Capacity Tables

Combi. (%)	Inlet Water Temp. (°C)	Water Flow Rate (LPM)	Indoor Air Temp. (°C, DB/WB)														
			20.0 / 14.0		23.0 / 16.0		26.0 / 18.0		27.0 / 19.0		28.0 / 20.0		30.0 / 22.0		32.0 / 24.0		
			TC	PI	TC	PI	TC	PI	TC	PI	TC	PI	TC	PI	TC	PI	
70	40	655.0	85.70	13.65	92.70	16.49	101.1	19.14	109.7	21.64	113.1	22.22	117.3	22.84	120.7	22.75	
		215.2	85.70	18.66	92.70	21.67	101.1	25.24	109.7	28.51	113.1	29.10	117.3	29.85	120.7	30.42	
	45	269.0	85.70	18.36	92.70	21.38	101.1	24.92	109.7	28.13	113.1	28.73	117.3	29.45	120.7	30.02	
		538.0	85.70	16.81	92.70	19.94	101.1	23.33	109.7	26.18	113.1	26.85	117.3	27.47	120.7	28.03	
		591.8	85.70	16.35	92.70	19.57	101.1	22.71	109.7	25.62	113.1	26.29	117.3	27.01	120.7	27.22	
		655.0	85.70	15.81	92.70	19.12	101.1	21.97	109.7	24.93	113.1	25.60	117.3	26.47	120.7	26.24	
60	10	215.2	73.40	3.87	79.50	4.51	86.50	5.18	94.10	5.96	96.90	6.12	100.8	6.20	103.6	6.29	
		269.0	73.40	3.81	79.50	4.46	86.50	5.13	94.10	5.88	96.90	6.02	100.8	6.12	103.6	6.23	
		538.0	73.40	3.49	79.50	4.14	86.50	4.89	94.10	5.48	96.90	5.56	100.8	5.77	103.6	5.88	
		591.8	73.40	3.35	79.50	4.08	86.50	4.78	94.10	5.37	96.90	5.48	100.8	5.61	103.6	5.72	
		655.0	73.40	3.18	79.50	4.01	86.50	4.65	94.10	5.24	96.90	5.39	100.8	5.42	103.6	5.53	
	15	215.2	73.40	5.29	79.50	6.15	86.50	7.12	94.10	8.08	96.90	8.29	100.8	8.43	103.6	8.59	
		269.0	73.40	5.21	79.50	6.07	86.50	7.04	94.10	7.97	96.90	8.18	100.8	8.32	103.6	8.48	
		538.0	73.40	4.78	79.50	5.64	86.50	6.61	94.10	7.44	96.90	7.59	100.8	7.79	103.6	7.95	
		591.8	73.40	4.62	79.50	5.53	86.50	6.47	94.10	7.28	96.90	7.44	100.8	7.63	103.6	7.73	
		655.0	73.40	4.43	79.50	5.40	86.50	6.32	94.10	7.09	96.90	7.25	100.8	7.44	103.6	7.47	
	20	215.2	73.40	6.53	79.50	7.62	86.50	8.86	94.10	9.94	96.90	10.20	100.8	10.42	103.6	10.63	
		269.0	73.40	6.42	79.50	7.51	86.50	8.75	94.10	9.81	96.90	10.07	100.8	10.28	103.6	10.50	
		538.0	73.40	5.90	79.50	6.98	86.50	8.16	94.10	9.18	96.90	9.37	100.8	9.58	103.6	9.80	
		591.8	73.40	5.74	79.50	6.82	86.50	7.95	94.10	8.97	96.90	9.18	100.8	9.43	103.6	9.53	
		655.0	73.40	5.55	79.50	6.63	86.50	7.69	94.10	8.71	96.90	8.94	100.8	9.24	103.6	9.20	
	25	215.2	73.40	7.95	79.50	9.29	86.50	10.79	94.10	12.14	96.90	12.40	100.8	12.70	103.6	12.97	
		269.0	73.40	7.82	79.50	9.16	86.50	10.63	94.10	11.98	96.90	12.24	100.8	12.54	103.6	12.81	
		538.0	73.40	7.17	79.50	8.51	86.50	9.88	94.10	11.17	96.90	11.43	100.8	11.73	103.6	11.95	
		591.8	73.40	6.98	79.50	8.30	86.50	9.69	94.10	10.92	96.90	11.22	100.8	11.49	103.6	11.63	
		655.0	73.40	6.87	79.50	8.19	86.50	9.58	94.10	10.79	96.90	11.12	100.8	11.36	103.6	11.49	
	30	215.2	73.40	9.77	79.50	11.36	86.50	13.23	94.10	14.90	96.90	15.25	100.8	15.62	103.6	15.95	
		269.0	73.40	9.61	79.50	11.20	86.50	13.07	94.10	14.71	96.90	15.06	100.8	15.41	103.6	15.74	
		538.0	73.40	8.81	79.50	10.45	86.50	12.19	94.10	13.74	96.90	14.04	100.8	14.39	103.6	14.66	
		591.8	73.40	8.56	79.50	10.25	86.50	11.95	94.10	13.48	96.90	13.80	100.8	14.15	103.6	14.31	
		655.0	73.40	8.27	79.50	10.01	86.50	11.67	94.10	13.16	96.90	13.50	100.8	13.85	103.6	13.90	
	35	215.2	73.40	10.87	79.50	12.67	86.50	14.74	94.10	16.56	96.90	16.97	100.8	17.40	103.6	17.72	
		269.0	73.40	10.69	79.50	12.49	86.50	14.55	94.10	16.35	96.90	16.75	100.8	17.16	103.6	17.48	
		538.0	73.40	9.80	79.50	11.63	86.50	13.53	94.10	15.28	96.90	15.63	100.8	16.00	103.6	16.30	
		591.8	73.40	9.53	79.50	11.38	86.50	13.27	94.10	14.96	96.90	15.33	100.8	15.73	103.6	15.89	
		655.0	73.40	9.20	79.50	11.09	86.50	12.95	94.10	14.57	96.90	14.96	100.8	15.40	103.6	15.39	
	40	215.2	73.40	12.86	79.50	14.95	86.50	17.45	94.10	19.65	96.90	20.11	100.8	20.57	103.6	20.99	
		269.0	73.40	12.65	79.50	14.76	86.50	17.21	94.10	19.38	96.90	19.84	100.8	20.30	103.6	20.72	
		538.0	73.40	11.63	79.50	13.80	86.50	16.03	94.10	18.04	96.90	18.50	100.8	18.96	103.6	19.33	
		591.8	73.40	11.28	79.50	13.48	86.50	15.73	94.10	17.69	96.90	18.15	100.8	18.60	103.6	18.82	
		655.0	73.40	10.87	79.50	13.09	86.50	15.38	94.10	17.28	96.90	17.74	100.8	18.18	103.6	18.19	
	45	215.2	73.40	14.82	79.50	17.21	86.50	20.16	94.10	22.74	96.90	23.23	100.8	23.73	103.6	24.27	
		269.0	73.40	14.60	79.50	17.00	86.50	19.89	94.10	22.42	96.90	22.93	100.8	23.43	103.6	23.95	
		538.0	73.40	13.48	79.50	15.95	86.50	18.55	94.10	20.81	96.90	21.37	100.8	21.93	103.6	22.34	
		591.8	73.40	13.02	79.50	15.57	86.50	18.20	94.10	20.40	96.90	20.97	100.8	21.48	103.6	21.72	
		655.0	73.40	12.48	79.50	15.11	86.50	17.79	94.10	19.90	96.90	20.47	100.8	20.94	103.6	20.96	
	50	10	215.2	61.10	2.87	66.10	3.35	72.20	4.03	78.40	4.40	80.70	4.48	84.00	4.67	86.20	4.70
			269.0	61.10	2.82	66.10	3.30	72.20	3.97	78.40	4.35	80.70	4.45	84.00	4.59	86.20	4.65
			538.0	61.10	2.55	66.10	3.11	72.20	3.65	78.40	4.08	80.70	4.24	84.00	4.24	86.20	4.35
			591.8	61.10	2.52	66.10	3.11	72.20	3.55	78.40	4.00	80.70	4.03	84.00	4.19	86.20	4.19
			655.0	61.10	2.50	66.10	3.11	72.20	3.42	78.40	3.89	80.70	3.77	84.00	4.13	86.20	4.00
		15	215.2	61.10	3.92	66.10	4.59	72.20	5.37	78.40	5.99	80.70	6.15	84.00	6.31	86.20	6.41
			269.0	61.10	3.86	66.10	4.53	72.20	5.29	78.40	5.91	80.70	6.07	84.00	6.23	86.20	6.33
			538.0	61.10	3.54	66.10	4.21	72.20	4.91	78.40	5.53	80.70	5.69	84.00	5.80	86.20	5.90
591.8			61.10	3.44	66.10	4.16	72.20	4.81	78.40	5.43	80.70	5.53	84.00	5.69	86.20	5.74	

7. Capacity Tables

Combi. (%)	Inlet Water Temp. (°C)	Water Flow Rate (LPM)	Indoor Air Temp. (°C, DB/WB)													
			20.0 / 14.0		23.0 / 16.0		26.0 / 18.0		27.0 / 19.0		28.0 / 20.0		30.0 / 22.0		32.0 / 24.0	
			TC	PI	TC	PI	TC	PI	TC	PI	TC	PI	TC	PI	TC	PI
50	15	655.0	61.10	3.31	66.10	4.10	72.20	4.68	78.40	5.30	80.70	5.34	84.00	5.56	86.20	5.55
	20	215.2	61.10	4.86	66.10	5.69	72.20	6.55	78.40	7.39	80.70	7.62	84.00	7.76	86.20	7.92
		269.0	61.10	4.78	66.10	5.61	72.20	6.47	78.40	7.31	80.70	7.51	84.00	7.66	86.20	7.81
		538.0	61.10	4.40	66.10	5.18	72.20	6.04	78.40	6.82	80.70	6.98	84.00	7.17	86.20	7.28
		591.8	61.10	4.24	66.10	5.07	72.20	5.94	78.40	6.71	80.70	6.87	84.00	7.03	86.20	7.12
		655.0	61.10	4.05	66.10	4.94	72.20	5.81	78.40	6.58	80.70	6.74	84.00	6.88	86.20	6.93
	25	215.2	61.10	5.91	66.10	6.87	72.20	8.03	78.40	9.07	80.70	9.29	84.00	9.48	86.20	9.61
		269.0	61.10	5.83	66.10	6.79	72.20	7.92	78.40	8.94	80.70	9.16	84.00	9.35	86.20	9.50
		538.0	61.10	5.34	66.10	6.36	72.20	7.38	78.40	8.30	80.70	8.51	84.00	8.72	86.20	8.91
		591.8	61.10	5.18	66.10	6.20	72.20	7.22	78.40	8.16	80.70	8.35	84.00	8.56	86.20	8.67
		655.0	61.10	5.10	66.10	6.12	72.20	7.14	78.40	8.08	80.70	8.27	84.00	8.48	86.20	8.54
	30	215.2	61.10	7.33	66.10	8.49	72.20	9.91	78.40	11.14	80.70	11.41	84.00	11.65	86.20	11.87
		269.0	61.10	7.20	66.10	8.38	72.20	9.77	78.40	11.00	80.70	11.25	84.00	11.51	86.20	11.71
		538.0	61.10	6.55	66.10	7.79	72.20	9.07	78.40	10.25	80.70	10.45	84.00	10.77	86.20	10.92
		591.8	61.10	6.41	66.10	7.63	72.20	8.91	78.40	10.04	80.70	10.31	84.00	10.55	86.20	10.66
		655.0	61.10	6.26	66.10	7.44	72.20	8.72	78.40	9.78	80.70	10.14	84.00	10.29	86.20	10.34
	35	215.2	61.10	8.11	66.10	9.43	72.20	11.00	78.40	12.35	80.70	12.67	84.00	12.97	86.20	13.18
		269.0	61.10	7.98	66.10	9.30	72.20	10.84	78.40	12.19	80.70	12.49	84.00	12.81	86.20	13.02
		538.0	61.10	7.33	66.10	8.67	72.20	10.10	78.40	11.38	80.70	11.63	84.00	11.95	86.20	12.14
		591.8	61.10	7.12	66.10	8.51	72.20	9.88	78.40	11.17	80.70	11.43	84.00	11.73	86.20	11.84
		655.0	61.10	6.86	66.10	8.32	72.20	9.62	78.40	10.91	80.70	11.19	84.00	11.47	86.20	11.49
	40	215.2	61.10	9.61	66.10	11.14	72.20	13.02	78.40	14.63	80.70	15.01	84.00	15.36	86.20	15.62
		269.0	61.10	9.45	66.10	11.00	72.20	12.84	78.40	14.44	80.70	14.82	84.00	15.17	86.20	15.41
		538.0	61.10	8.67	66.10	10.25	72.20	11.95	78.40	13.48	80.70	13.80	84.00	14.15	86.20	14.39
		591.8	61.10	8.40	66.10	10.04	72.20	11.73	78.40	13.23	80.70	13.53	84.00	13.88	86.20	13.99
		655.0	61.10	8.07	66.10	9.78	72.20	11.47	78.40	12.94	80.70	13.20	84.00	13.55	86.20	13.49
	45	215.2	61.10	11.14	66.10	12.86	72.20	15.06	78.40	16.94	80.70	17.35	84.00	17.77	86.20	18.07
		269.0	61.10	10.95	66.10	12.70	72.20	14.85	78.40	16.72	80.70	17.11	84.00	17.53	86.20	17.83
		538.0	61.10	9.99	66.10	11.84	72.20	13.80	78.40	15.57	80.70	15.95	84.00	16.35	86.20	16.65
		591.8	61.10	9.69	66.10	11.57	72.20	13.58	78.40	15.28	80.70	15.63	84.00	16.03	86.20	16.14
		655.0	61.10	9.32	66.10	11.24	72.20	13.32	78.40	14.93	80.70	15.24	84.00	15.64	86.20	15.51

Note

- TC: Total Capacity(kW), PI : Power Input(kW)
- Capacity tables show the average value of conditions which may occur.
- The minimum flow rate of the product is based on 50% of the rated flow rate or the value indicated in the specification table, whichever is greater. However, when the 'Variable Water Flow Valve Control KIT' is applied, the minimum flow rate is allowed to 40% (gray colored area) of the rated flow rate.
- If the flow rate is less than minimum flow rate and the indoor unit combination ratio exceeds 130%, ask to LG Electronics even if the 'Variable Water Flow Valve Control KIT' is applied.

7. Capacity Tables

CRWM580LAS5

Combi. (%)	Inlet Water Temp. (°C)	Water Flow Rate (LPM)	Indoor Air Temp. (°C, DB/WB)														
			20.0 / 14.0		23.0 / 16.0		26.0 / 18.0		27.0 / 19.0		28.0 / 20.0		30.0 / 22.0		32.0 / 24.0		
			TC	PI	TC	PI	TC	PI	TC	PI	TC	PI	TC	PI	TC	PI	
130	10	222.8	151.1	10.00	163.6	11.73	178.0	13.65	193.4	15.30	199.3	15.65	207.1	16.16	212.9	16.38	
		288.0	151.1	9.84	163.6	11.53	178.0	13.42	193.4	15.07	199.3	15.43	207.1	15.90	212.9	16.15	
		557.0	151.1	9.11	163.6	10.67	178.0	12.48	193.4	14.07	199.3	14.49	207.1	14.79	212.9	15.16	
		638.7	151.1	8.83	163.6	10.53	178.0	12.29	193.4	13.76	199.3	14.18	207.1	14.54	212.9	14.74	
		720.0	151.1	8.49	163.6	10.35	178.0	12.06	193.4	13.39	199.3	13.79	207.1	14.24	212.9	14.21	
	15	222.8	148.5	13.18	160.9	15.35	175.1	17.89	190.3	20.11	196.1	20.59	203.6	21.12	209.4	21.48	
		288.0	148.5	12.95	160.9	15.12	175.1	17.60	190.3	19.79	196.1	20.27	203.6	20.80	209.4	21.18	
		557.0	148.5	11.92	160.9	14.10	175.1	16.44	190.3	18.50	196.1	18.98	203.6	19.47	209.4	19.89	
		638.7	148.5	11.59	160.9	13.82	175.1	16.11	190.3	18.14	196.1	18.61	203.6	19.09	209.4	19.42	
		720.0	148.5	11.18	160.9	13.48	175.1	15.70	190.3	17.71	196.1	18.17	203.6	18.62	209.4	18.85	
	20	222.8	146.4	16.02	158.6	18.58	172.6	21.67	187.6	24.37	193.2	24.96	200.7	25.54	206.5	26.02	
		288.0	146.4	15.70	158.6	18.29	172.6	21.35	187.6	24.01	193.2	24.58	200.7	25.18	206.5	25.66	
		557.0	146.4	14.41	158.6	17.13	172.6	19.95	187.6	22.45	193.2	22.98	200.7	23.62	206.5	24.10	
		638.7	146.4	14.04	158.6	16.75	172.6	19.53	187.6	22.01	193.2	22.54	200.7	23.13	206.5	23.57	
		720.0	146.4	13.60	158.6	16.28	172.6	19.00	187.6	21.46	193.2	21.99	200.7	22.52	206.5	22.93	
	25	222.8	146.4	19.75	158.6	22.90	172.6	26.69	187.6	30.12	193.2	30.81	200.7	31.54	206.5	32.07	
		288.0	146.4	19.37	158.6	22.55	172.6	26.28	187.6	29.64	193.2	30.33	200.7	31.08	206.5	31.61	
		557.0	146.4	17.81	158.6	21.12	172.6	24.57	187.6	27.66	193.2	28.34	200.7	29.14	206.5	29.67	
		638.7	146.4	17.28	158.6	20.64	172.6	24.10	187.6	27.13	193.2	27.81	200.7	28.56	206.5	29.03	
		720.0	146.4	17.02	158.6	20.39	172.6	23.85	187.6	26.85	193.2	27.55	200.7	28.27	206.5	28.72	
	30	222.8	146.4	23.73	158.6	27.52	172.6	32.04	187.6	36.11	193.2	36.97	200.7	37.86	206.5	38.50	
		288.0	146.4	23.28	158.6	27.10	172.6	31.56	187.6	35.56	193.2	36.42	200.7	37.31	206.5	37.95	
		557.0	146.4	21.32	158.6	25.32	172.6	29.51	187.6	33.18	193.2	34.04	200.7	34.94	206.5	35.63	
		638.7	146.4	20.73	158.6	24.79	172.6	28.89	187.6	32.54	193.2	33.40	200.7	34.24	206.5	34.83	
		720.0	146.4	20.02	158.6	24.15	172.6	28.13	187.6	31.76	193.2	32.62	200.7	33.39	206.5	33.85	
	35	222.8	131.7	23.93	142.7	27.83	155.2	32.43	168.8	36.47	174.0	37.41	180.7	38.31	185.9	38.92	
		288.0	131.7	23.48	142.7	27.41	155.2	31.94	168.8	35.92	174.0	36.83	180.7	37.73	185.9	38.37	
		557.0	131.7	21.59	142.7	25.58	155.2	29.84	168.8	33.60	174.0	34.41	180.7	35.32	185.9	36.05	
		638.7	131.7	21.01	142.7	25.05	155.2	29.20	168.8	32.93	174.0	33.77	180.7	34.63	185.9	35.21	
		720.0	131.7	20.30	142.7	24.41	155.2	28.42	168.8	32.11	174.0	32.97	180.7	33.79	185.9	34.18	
	40	222.8	117.1	25.29	126.8	29.34	138.0	34.21	150.0	38.47	154.6	39.39	160.6	40.34	165.0	41.09	
		288.0	117.1	24.81	126.8	28.89	138.0	33.69	150.0	37.89	154.6	38.81	160.6	39.76	165.0	40.51	
		557.0	117.1	22.76	126.8	27.02	138.0	31.48	150.0	35.41	154.6	36.33	160.6	37.28	165.0	38.03	
		638.7	117.1	22.12	126.8	26.44	138.0	30.79	150.0	34.74	154.6	35.63	160.6	36.53	165.0	37.17	
		720.0	117.1	21.34	126.8	25.73	138.0	29.95	150.0	33.92	154.6	34.78	160.6	35.60	165.0	36.10	
	45	222.8	102.3	26.66	111.1	30.84	120.7	35.99	131.3	40.48	135.4	41.37	140.4	42.37	144.4	43.26	
		288.0	102.3	26.14	111.1	30.39	120.7	35.44	131.3	39.86	135.4	40.76	140.4	41.76	144.4	42.64	
		557.0	102.3	23.93	111.1	28.45	120.7	33.13	131.3	37.22	135.4	38.25	140.4	39.25	144.4	40.00	
		638.7	102.3	23.24	111.1	27.81	120.7	32.40	131.3	36.53	135.4	37.50	140.4	38.45	144.4	39.14	
		720.0	102.3	22.40	111.1	27.03	120.7	31.51	131.3	35.69	135.4	36.59	140.4	37.47	144.4	38.09	
	120	10	222.8	143.0	9.53	154.6	11.12	168.5	12.87	183.0	14.49	188.5	14.96	196.0	15.30	201.5	15.49
			288.0	143.0	9.34	154.6	10.95	168.5	12.68	183.0	14.26	188.5	14.70	196.0	15.04	201.5	15.26
			557.0	143.0	8.58	154.6	10.22	168.5	11.92	183.0	13.34	188.5	13.65	196.0	14.01	201.5	14.32
			638.7	143.0	8.30	154.6	9.89	168.5	11.65	183.0	13.04	188.5	13.45	196.0	13.76	201.5	14.01
			720.0	143.0	7.96	154.6	9.48	168.5	11.31	183.0	12.66	188.5	13.20	196.0	13.46	201.5	13.64
15		222.8	141.2	12.65	152.9	14.71	166.7	17.08	181.0	19.25	186.5	19.73	193.7	20.22	199.2	20.51	
		288.0	141.2	12.42	152.9	14.48	166.7	16.82	181.0	18.96	186.5	19.43	193.7	19.90	199.2	20.22	
		557.0	141.2	11.39	152.9	13.51	166.7	15.74	181.0	17.72	186.5	18.14	193.7	18.61	199.2	18.98	
		638.7	141.2	11.06	152.9	13.18	166.7	15.43	181.0	17.33	186.5	17.81	193.7	18.25	199.2	18.56	
		720.0	141.2	10.65	152.9	12.77	166.7	15.04	181.0	16.85	186.5	17.40	193.7	17.82	199.2	18.05	
20		222.8	139.8	15.41	151.4	17.89	165.0	20.81	179.2	23.46	184.5	23.99	191.7	24.57	197.2	24.99	
		288.0	139.8	15.12	151.4	17.60	165.0	20.49	179.2	23.10	184.5	23.63	191.7	24.22	197.2	24.64	
		557.0	139.8	13.88	151.4	16.44	165.0	19.14	179.2	21.59	184.5	22.12	191.7	22.71	197.2	23.13	
		638.7	139.8	13.51	151.4	16.11	165.0	18.78	179.2	21.17	184.5	21.70	191.7	22.23	197.2	22.60	

7. Capacity Tables

Combi. (%)	Inlet Water Temp. (°C)	Water Flow Rate (LPM)	Indoor Air Temp. (°C, DB/WB)													
			20.0 / 14.0		23.0 / 16.0		26.0 / 18.0		27.0 / 19.0		28.0 / 20.0		30.0 / 22.0		32.0 / 24.0	
			TC	PI	TC	PI	TC	PI	TC	PI	TC	PI	TC	PI	TC	PI
120	20	720.0	139.8	13.05	151.4	15.70	165.0	18.35	179.2	20.64	184.5	21.19	191.7	21.65	197.2	21.94
	25	222.8	139.8	18.94	151.4	22.01	165.0	25.63	179.2	28.80	184.5	29.50	191.7	30.26	197.2	30.78
		288.0	139.8	18.59	151.4	21.66	165.0	25.24	179.2	28.38	184.5	29.05	191.7	29.80	197.2	30.33
		557.0	139.8	17.08	151.4	20.20	165.0	23.57	179.2	26.55	184.5	27.17	191.7	27.86	197.2	28.45
		638.7	139.8	16.60	151.4	19.78	165.0	23.07	179.2	26.00	184.5	26.64	191.7	27.33	197.2	27.75
		720.0	139.8	16.35	151.4	19.56	165.0	22.84	179.2	25.74	184.5	26.38	191.7	27.07	197.2	27.41
	30	222.8	139.8	22.84	151.4	26.60	165.0	30.98	179.2	34.87	184.5	35.66	191.7	36.58	197.2	37.22
		288.0	139.8	22.42	151.4	26.19	165.0	30.50	179.2	34.33	184.5	35.12	191.7	36.03	197.2	36.67
		557.0	139.8	20.64	151.4	24.46	165.0	28.45	179.2	32.07	184.5	32.87	191.7	33.71	197.2	34.35
		638.7	139.8	20.06	151.4	23.93	165.0	27.86	179.2	31.43	184.5	32.23	191.7	33.07	197.2	33.57
		720.0	139.8	19.35	151.4	23.29	165.0	27.13	179.2	30.63	184.5	31.45	191.7	32.27	197.2	32.61
	35	222.8	127.9	23.45	138.6	27.25	150.8	31.73	163.9	35.74	168.8	36.60	175.4	37.44	180.4	38.14
		288.0	127.9	23.00	138.6	26.83	150.8	31.25	163.9	35.19	168.8	36.03	175.4	36.89	180.4	37.57
		557.0	127.9	21.12	138.6	25.05	150.8	29.20	163.9	32.87	168.8	33.66	175.4	34.57	180.4	35.21
		638.7	127.9	20.53	138.6	24.52	150.8	28.61	163.9	32.23	168.8	33.02	175.4	33.88	180.4	34.41
		720.0	127.9	19.82	138.6	23.88	150.8	27.88	163.9	31.45	168.8	32.24	175.4	33.04	180.4	33.41
	40	222.8	116.0	25.22	125.6	29.30	136.9	34.16	148.8	38.42	153.2	39.34	159.2	40.31	163.6	41.04
		288.0	116.0	24.74	125.6	28.85	136.9	33.64	148.8	37.84	153.2	38.73	159.2	39.70	163.6	40.43
		557.0	116.0	22.76	125.6	26.97	136.9	31.43	148.8	35.36	153.2	36.22	159.2	37.17	163.6	37.92
		638.7	116.0	22.12	125.6	26.38	136.9	30.79	148.8	34.68	153.2	35.58	159.2	36.49	163.6	37.02
720.0		116.0	21.34	125.6	25.67	136.9	30.01	148.8	33.85	153.2	34.80	159.2	35.66	163.6	35.92	
45	222.8	104.1	27.00	112.8	31.34	122.7	36.60	133.7	41.12	137.7	42.09	143.0	43.18	146.8	43.96	
	288.0	104.1	26.51	112.8	30.86	122.7	36.03	133.7	40.50	137.7	41.45	143.0	42.53	146.8	43.32	
	557.0	104.1	24.41	112.8	28.89	122.7	33.66	133.7	37.86	137.7	38.78	143.0	39.78	146.8	40.62	
	638.7	104.1	23.71	112.8	28.25	122.7	32.98	133.7	37.11	137.7	38.14	143.0	39.09	146.8	39.62	
	720.0	104.1	22.86	112.8	27.47	122.7	32.15	133.7	36.20	137.7	37.36	143.0	38.25	146.8	38.39	
110	10	222.8	134.8	9.00	146.1	10.42	158.9	12.20	172.6	13.70	177.8	13.98	185.0	14.43	189.7	14.63
		288.0	134.8	8.83	146.1	10.26	158.9	12.01	172.6	13.48	177.8	13.79	185.0	14.20	189.7	14.40
		557.0	134.8	8.10	146.1	9.58	158.9	11.17	172.6	12.60	177.8	12.98	185.0	13.28	189.7	13.48
		638.7	134.8	7.89	146.1	9.36	158.9	10.92	172.6	12.40	177.8	12.59	185.0	13.01	189.7	13.17
		720.0	134.8	7.62	146.1	9.09	158.9	10.62	172.6	12.17	177.8	12.11	185.0	12.67	189.7	12.80
	15	222.8	134.0	12.04	145.0	14.01	158.0	16.33	171.7	18.38	176.9	18.80	183.8	19.30	188.8	19.61
		288.0	134.0	11.81	145.0	13.79	158.0	16.07	171.7	18.09	176.9	18.51	183.8	19.01	188.8	19.32
		557.0	134.0	10.84	145.0	12.87	158.0	14.99	171.7	16.91	176.9	17.33	183.8	17.77	188.8	18.08
		638.7	134.0	10.59	145.0	12.60	158.0	14.68	171.7	16.60	176.9	16.97	183.8	17.44	188.8	17.66
		720.0	134.0	10.27	145.0	12.26	158.0	14.29	171.7	16.21	176.9	16.54	183.8	17.03	188.8	17.13
	20	222.8	133.4	14.76	144.4	17.19	157.2	20.00	170.8	22.54	176.0	23.09	182.7	23.62	187.9	24.04
		288.0	133.4	14.47	144.4	16.93	157.2	19.68	170.8	22.19	176.0	22.74	182.7	23.27	187.9	23.69
		557.0	133.4	13.29	144.4	15.80	157.2	18.39	170.8	20.73	176.0	21.23	182.7	21.76	187.9	22.18
		638.7	133.4	12.98	144.4	15.47	157.2	18.03	170.8	20.31	176.0	20.84	182.7	21.37	187.9	21.65
		720.0	133.4	12.61	144.4	15.06	157.2	17.60	170.8	19.80	176.0	20.36	182.7	20.89	187.9	20.99
	25	222.8	133.4	18.05	144.4	21.03	157.2	24.48	170.8	27.56	176.0	28.20	182.7	28.91	187.9	29.44
		288.0	133.4	17.73	144.4	20.71	157.2	24.10	170.8	27.14	176.0	27.78	182.7	28.47	187.9	29.00
		557.0	133.4	16.33	144.4	19.36	157.2	22.54	170.8	25.38	176.0	26.00	182.7	26.64	187.9	27.17
		638.7	133.4	15.85	144.4	18.94	157.2	22.07	170.8	24.88	176.0	25.47	182.7	26.16	187.9	26.49
		720.0	133.4	15.60	144.4	18.72	157.2	21.84	170.8	24.65	176.0	25.21	182.7	25.93	187.9	26.13
	30	222.8	133.4	22.01	144.4	25.63	157.2	29.84	170.8	33.63	176.0	34.43	182.7	35.22	187.9	35.88
		288.0	133.4	21.60	144.4	25.24	157.2	29.38	170.8	33.11	176.0	33.91	182.7	34.70	187.9	35.34
		557.0	133.4	19.89	144.4	23.57	157.2	27.44	170.8	30.90	176.0	31.70	182.7	32.49	187.9	33.07
		638.7	133.4	19.36	144.4	23.07	157.2	26.91	170.8	30.31	176.0	31.06	182.7	31.85	187.9	32.29
		720.0	133.4	18.72	144.4	22.45	157.2	26.27	170.8	29.60	176.0	30.28	182.7	31.07	187.9	31.33
	35	222.8	124.1	22.95	134.5	26.66	146.5	31.03	159.2	34.96	163.9	35.77	170.3	36.63	175.1	37.33
		288.0	124.1	22.53	134.5	26.25	146.5	30.55	159.2	34.42	163.9	35.22	170.3	36.08	175.1	36.78
		557.0	124.1	20.70	134.5	24.52	146.5	28.56	159.2	32.18	163.9	32.93	170.3	33.77	175.1	34.41
638.7		124.1	20.11	134.5	23.99	146.5	27.97	159.2	31.54	163.9	32.34	170.3	33.13	175.1	33.57	

7. Capacity Tables

Combi. (%)	Inlet Water Temp. (°C)	Water Flow Rate (LPM)	Indoor Air Temp. (°C, DB/WB)														
			20.0 / 14.0		23.0 / 16.0		26.0 / 18.0		27.0 / 19.0		28.0 / 20.0		30.0 / 22.0		32.0 / 24.0		
			TC	PI	TC	PI	TC	PI	TC	PI	TC	PI	TC	PI	TC	PI	
110	35	720.0	124.1	19.38	134.5	23.33	146.5	27.24	159.2	30.76	163.9	31.61	170.3	32.35	175.1	32.54	
		222.8	114.9	25.18	124.7	29.31	135.7	34.10	147.6	38.38	151.9	39.28	157.8	40.25	162.1	41.01	
		288.0	114.9	24.70	124.7	28.85	135.7	33.58	147.6	37.80	151.9	38.67	157.8	39.64	162.1	40.40	
		557.0	114.9	22.71	124.7	26.91	135.7	31.37	147.6	35.32	151.9	36.16	157.8	37.11	162.1	37.81	
		638.7	114.9	22.07	124.7	26.33	135.7	30.73	147.6	34.63	151.9	35.52	157.8	36.44	162.1	36.86	
	40	720.0	114.9	21.27	124.7	25.60	135.7	29.93	147.6	33.79	151.9	34.74	157.8	35.62	162.1	35.69	
		222.8	105.8	27.39	114.8	31.96	124.7	37.19	135.7	41.78	139.8	42.79	145.3	43.87	149.4	44.68	
		288.0	105.8	26.88	114.8	31.45	124.7	36.61	135.7	41.14	139.8	42.14	145.3	43.22	149.4	44.01	
		557.0	105.8	24.74	114.8	29.31	124.7	34.19	135.7	38.45	139.8	39.42	145.3	40.48	149.4	41.21	
		638.7	105.8	24.04	114.8	28.67	124.7	33.51	135.7	37.70	139.8	38.72	145.3	39.73	149.4	40.15	
		720.0	105.8	23.19	114.8	27.87	124.7	32.68	135.7	36.77	139.8	37.87	145.3	38.82	149.4	38.85	
		45	222.8	126.7	8.50	137.2	9.89	149.4	11.36	162.4	12.95	167.3	13.12	173.7	13.57	178.6	13.84
			288.0	126.7	8.34	137.2	9.73	149.4	11.20	162.4	12.76	167.3	12.93	173.7	13.37	178.6	13.62
			557.0	126.7	7.69	137.2	9.05	149.4	10.53	162.4	11.92	167.3	12.18	173.7	12.48	178.6	12.73
			638.7	126.7	7.41	137.2	8.86	149.4	10.28	162.4	11.67	167.3	11.92	173.7	12.23	178.6	12.32
720.0	126.7		7.07	137.2	8.63	149.4	9.98	162.4	11.37	167.3	11.62	173.7	11.91	178.6	11.80		
100	10	222.8	126.7	11.50	137.2	13.35	149.4	15.51	162.4	17.52	167.3	17.88	173.7	18.38	178.6	18.69	
		288.0	126.7	11.28	137.2	13.15	149.4	15.28	162.4	17.26	167.3	17.62	173.7	18.09	178.6	18.40	
		557.0	126.7	10.37	137.2	12.29	149.4	14.32	162.4	16.11	167.3	16.49	173.7	16.91	178.6	17.22	
		638.7	126.7	10.06	137.2	12.01	149.4	13.99	162.4	15.80	167.3	16.16	173.7	16.60	178.6	16.75	
		720.0	126.7	9.67	137.2	11.67	149.4	13.58	162.4	15.41	167.3	15.75	173.7	16.21	178.6	16.18	
	15	222.8	126.7	14.15	137.2	16.41	149.4	19.19	162.4	21.56	167.3	22.12	173.7	22.65	178.6	23.01	
		288.0	126.7	13.89	137.2	16.18	149.4	18.90	162.4	21.24	167.3	21.77	173.7	22.30	178.6	22.66	
		557.0	126.7	12.76	137.2	15.16	149.4	17.66	162.4	19.84	167.3	20.31	173.7	20.84	178.6	21.23	
		638.7	126.7	12.40	137.2	14.85	149.4	17.28	162.4	19.47	167.3	19.95	173.7	20.48	178.6	20.70	
		720.0	126.7	11.97	137.2	14.46	149.4	16.81	162.4	19.03	167.3	19.52	173.7	20.03	178.6	20.04	
	20	222.8	126.7	17.24	137.2	20.06	149.4	23.35	162.4	26.33	167.3	26.97	173.7	27.61	178.6	28.11	
		288.0	126.7	16.92	137.2	19.74	149.4	22.99	162.4	25.92	167.3	26.55	173.7	27.19	178.6	27.69	
		557.0	126.7	15.58	137.2	18.45	149.4	21.48	162.4	24.21	167.3	24.79	173.7	25.41	178.6	25.91	
		638.7	126.7	15.16	137.2	18.08	149.4	21.06	162.4	23.71	167.3	24.30	173.7	24.94	178.6	25.21	
		720.0	126.7	14.93	137.2	17.89	149.4	20.84	162.4	23.48	167.3	24.07	173.7	24.71	178.6	24.85	
	25	222.8	126.7	21.20	137.2	24.71	149.4	28.75	162.4	32.37	167.3	33.13	173.7	33.93	178.6	34.58	
		288.0	126.7	20.81	137.2	24.33	149.4	28.30	162.4	31.88	167.3	32.62	173.7	33.42	178.6	34.06	
		557.0	126.7	19.14	137.2	22.71	149.4	26.44	162.4	29.78	167.3	30.48	173.7	31.26	178.6	31.85	
		638.7	126.7	18.61	137.2	22.23	149.4	25.91	162.4	29.20	167.3	29.95	173.7	30.68	178.6	31.01	
		720.0	126.7	17.95	137.2	21.65	149.4	25.27	162.4	28.49	167.3	29.31	173.7	29.95	178.6	29.98	
	30	222.8	120.4	22.40	130.5	26.05	141.8	30.31	154.3	34.16	158.9	34.96	165.0	35.82	169.7	36.47	
		288.0	120.4	21.98	130.5	25.66	141.8	29.86	154.3	33.64	158.9	34.42	165.0	35.28	169.7	35.92	
		557.0	120.4	20.20	130.5	23.99	141.8	27.92	154.3	31.43	158.9	32.18	165.0	33.02	169.7	33.60	
		638.7	120.4	19.67	130.5	23.46	141.8	27.33	154.3	30.84	158.9	31.59	165.0	32.40	169.7	32.71	
		720.0	120.4	19.01	130.5	22.82	141.8	26.62	154.3	30.13	158.9	30.86	165.0	31.64	169.7	31.61	
	35	222.8	114.0	25.18	123.5	29.25	134.5	34.05	146.2	38.33	150.5	39.25	156.6	40.20	160.7	40.90	
		288.0	114.0	24.70	123.5	28.80	134.5	33.53	146.2	37.75	150.5	38.64	156.6	39.59	160.7	40.29	
		557.0	114.0	22.65	123.5	26.91	134.5	31.32	146.2	35.27	150.5	36.11	156.6	37.02	160.7	37.70	
		638.7	114.0	22.07	123.5	26.33	134.5	30.68	146.2	34.57	150.5	35.41	156.6	36.33	160.7	36.69	
		720.0	114.0	21.34	123.5	25.60	134.5	29.90	146.2	33.72	150.5	34.56	156.6	35.49	160.7	35.45	
40	222.8	107.6	27.97	116.6	32.43	127.0	37.80	138.0	42.48	142.3	43.51	147.9	44.60	151.7	45.33		
	288.0	107.6	27.42	116.6	31.94	127.0	37.22	138.0	41.83	142.3	42.84	147.9	43.92	151.7	44.65		
	557.0	107.6	25.10	116.6	29.84	127.0	34.74	138.0	39.09	142.3	40.04	147.9	41.01	151.7	41.79		
	638.7	107.6	24.46	116.6	29.20	127.0	34.04	138.0	38.28	142.3	39.25	147.9	40.26	151.7	40.68		
	720.0	107.6	23.66	116.6	28.42	127.0	33.19	138.0	37.29	142.3	38.28	147.9	39.33	151.7	39.31		
90	10	222.8	114.0	7.24	123.5	8.39	134.5	9.81	146.2	11.12	150.5	11.31	156.6	11.56	160.7	11.92	
		288.0	114.0	7.11	123.5	8.29	134.5	9.67	146.2	10.96	150.5	11.15	156.6	11.43	160.7	11.73	
		557.0	114.0	6.60	123.5	7.83	134.5	9.05	146.2	10.28	150.5	10.50	156.6	10.81	160.7	10.95	
		638.7	114.0	6.40	123.5	7.57	134.5	8.91	146.2	9.97	150.5	10.28	156.6	10.59	160.7	10.59	

7. Capacity Tables

Combi. (%)	Inlet Water Temp. (°C)	Water Flow Rate (LPM)	Indoor Air Temp. (°C, DB/WB)														
			20.0 / 14.0		23.0 / 16.0		26.0 / 18.0		27.0 / 19.0		28.0 / 20.0		30.0 / 22.0		32.0 / 24.0		
			TC	PI	TC	PI	TC	PI	TC	PI	TC	PI	TC	PI	TC	PI	
90	10	720.0	114.0	6.15	123.5	7.27	134.5	8.75	146.2	9.60	150.5	10.01	156.6	10.32	160.7	10.14	
		222.8	114.0	9.86	123.5	11.45	134.5	13.35	146.2	15.07	150.5	15.40	156.6	15.77	160.7	16.10	
	15	288.0	114.0	9.69	123.5	11.29	134.5	13.15	146.2	14.84	150.5	15.17	156.6	15.54	160.7	15.87	
		557.0	114.0	8.94	123.5	10.59	134.5	12.29	146.2	13.88	150.5	14.21	156.6	14.57	160.7	14.85	
		638.7	114.0	8.67	123.5	10.31	134.5	12.07	146.2	13.57	150.5	13.93	156.6	14.32	160.7	14.41	
		720.0	114.0	8.33	123.5	9.97	134.5	11.80	146.2	13.18	150.5	13.59	156.6	14.00	160.7	13.86	
		222.8	114.0	12.20	123.5	14.15	134.5	16.49	146.2	18.61	150.5	19.03	156.6	19.53	160.7	19.83	
	20	288.0	114.0	11.97	123.5	13.93	134.5	16.23	146.2	18.32	150.5	18.74	156.6	19.21	160.7	19.54	
		557.0	114.0	11.01	123.5	13.04	134.5	15.16	146.2	17.08	150.5	17.50	156.6	17.92	160.7	18.30	
		638.7	114.0	10.70	123.5	12.76	134.5	14.90	146.2	16.75	150.5	17.19	156.6	17.61	160.7	17.81	
		720.0	114.0	10.31	123.5	12.42	134.5	14.58	146.2	16.34	150.5	16.80	156.6	17.24	160.7	17.20	
		222.8	114.0	14.87	123.5	17.30	134.5	20.11	146.2	22.65	150.5	23.18	156.6	23.77	160.7	24.21	
	25	288.0	114.0	14.58	123.5	17.04	134.5	19.79	146.2	22.30	150.5	22.83	156.6	23.41	160.7	23.83	
		557.0	114.0	13.40	123.5	15.91	134.5	18.50	146.2	20.84	150.5	21.32	156.6	21.90	160.7	22.29	
		638.7	114.0	13.04	123.5	15.52	134.5	18.14	146.2	20.42	150.5	20.95	156.6	21.48	160.7	21.70	
		720.0	114.0	12.84	123.5	15.35	134.5	17.94	146.2	20.20	150.5	20.76	156.6	21.28	160.7	21.40	
		222.8	114.0	18.28	123.5	21.25	134.5	24.76	146.2	27.89	150.5	28.53	156.6	29.25	160.7	29.78	
	30	288.0	114.0	17.93	123.5	20.93	134.5	24.38	146.2	27.46	150.5	28.10	156.6	28.80	160.7	29.33	
		557.0	114.0	16.49	123.5	19.53	134.5	22.76	146.2	25.63	150.5	26.27	156.6	26.91	160.7	27.39	
		638.7	114.0	16.02	123.5	19.14	134.5	22.29	146.2	25.16	150.5	25.74	156.6	26.44	160.7	26.69	
		720.0	114.0	15.45	123.5	18.66	134.5	21.72	146.2	24.57	150.5	25.10	156.6	25.87	160.7	25.84	
		222.8	110.8	19.75	120.1	22.93	130.8	26.69	142.1	30.06	146.4	30.76	152.0	31.51	156.3	32.09	
	35	288.0	110.8	19.37	120.1	22.57	130.8	26.28	142.1	29.60	146.4	30.28	152.0	31.03	156.3	31.61	
		557.0	110.8	17.77	120.1	21.06	130.8	24.57	142.1	27.66	146.4	28.30	152.0	29.03	156.3	29.56	
		638.7	110.8	17.28	120.1	20.64	130.8	24.04	142.1	27.13	146.4	27.81	152.0	28.50	156.3	28.78	
		720.0	110.8	16.67	120.1	20.13	130.8	23.40	142.1	26.49	146.4	27.20	152.0	27.86	156.3	27.82	
		222.8	107.6	22.68	116.6	26.33	127.0	30.64	138.0	34.54	142.3	35.35	147.6	36.21	151.9	36.85	
	40	288.0	107.6	22.25	116.6	25.92	127.0	30.19	138.0	34.00	142.3	34.81	147.6	35.66	151.9	36.30	
		557.0	107.6	20.42	116.6	24.21	127.0	28.25	138.0	31.76	142.3	32.54	147.6	33.35	151.9	33.99	
		638.7	107.6	19.84	116.6	23.71	127.0	27.66	138.0	31.17	142.3	31.90	147.6	32.76	151.9	33.07	
		720.0	107.6	19.13	116.6	23.09	127.0	26.93	138.0	30.44	142.3	31.10	147.6	32.03	151.9	31.93	
		222.8	104.4	25.60	113.4	29.73	123.3	34.57	134.0	39.03	138.1	39.92	143.3	40.92	147.6	41.59	
	45	288.0	104.4	25.12	113.4	29.27	123.3	34.06	134.0	38.42	138.1	39.31	143.3	40.30	147.6	40.98	
		557.0	104.4	23.07	113.4	27.33	123.3	31.90	134.0	35.85	138.1	36.80	143.3	37.66	147.6	38.39	
		638.7	104.4	22.40	113.4	26.80	123.3	31.26	134.0	35.21	138.1	36.00	143.3	37.02	147.6	37.39	
		720.0	104.4	21.58	113.4	26.14	123.3	30.48	134.0	34.43	138.1	35.00	143.3	36.22	147.6	36.16	
		222.8	101.2	6.19	109.7	7.05	119.5	8.19	129.9	9.39	133.7	9.50	138.9	9.78	143.0	9.86	
	80	10	288.0	101.2	6.06	109.7	6.96	119.5	8.09	129.9	9.23	133.7	9.37	138.9	9.62	143.0	9.73
			557.0	101.2	5.46	109.7	6.60	119.5	7.63	129.9	8.55	133.7	8.80	138.9	8.94	143.0	9.11
			638.7	101.2	5.43	109.7	6.40	119.5	7.47	129.9	8.39	133.7	8.53	138.9	8.80	143.0	8.91
			720.0	101.2	5.38	109.7	6.15	119.5	7.27	129.9	8.19	133.7	8.19	138.9	8.64	143.0	8.68
			222.8	101.2	8.30	109.7	9.61	119.5	11.17	129.9	12.65	133.7	12.90	138.9	13.24	143.0	13.46
		15	288.0	101.2	8.14	109.7	9.48	119.5	11.01	129.9	12.45	133.7	12.71	138.9	13.04	143.0	13.26
			557.0	101.2	7.44	109.7	8.89	119.5	10.31	129.9	11.59	133.7	11.92	138.9	12.18	143.0	12.40
			638.7	101.2	7.30	109.7	8.67	119.5	10.11	129.9	11.39	133.7	11.65	138.9	11.98	143.0	12.07
720.0			101.2	7.14	109.7	8.40	119.5	9.86	129.9	11.14	133.7	11.31	138.9	11.73	143.0	11.66	
222.8			101.2	10.20	109.7	11.90	119.5	13.84	129.9	15.57	133.7	15.94	138.9	16.32	143.0	16.66	
20		288.0	101.2	10.01	109.7	11.71	119.5	13.62	129.9	15.34	133.7	15.71	138.9	16.07	143.0	16.40	
		557.0	101.2	9.20	109.7	10.90	119.5	12.71	129.9	14.32	133.7	14.68	138.9	15.05	143.0	15.32	
		638.7	101.2	8.94	109.7	10.70	119.5	12.45	129.9	14.04	133.7	14.41	138.9	14.79	143.0	14.90	
		720.0	101.2	8.64	109.7	10.45	119.5	12.15	129.9	13.70	133.7	14.07	138.9	14.47	143.0	14.37	
		222.8	101.2	12.48	109.7	14.49	119.5	16.86	129.9	18.97	133.7	19.47	138.9	19.95	143.0	20.26	
25		288.0	101.2	12.25	109.7	14.26	119.5	16.60	129.9	18.68	133.7	19.15	138.9	19.65	143.0	19.96	
		557.0	101.2	11.23	109.7	13.29	119.5	15.52	129.9	17.50	133.7	17.86	138.9	18.36	143.0	18.67	
		638.7	101.2	10.90	109.7	13.04	119.5	15.21	129.9	17.13	133.7	17.55	138.9	18.03	143.0	18.19	

7. Capacity Tables

Combi. (%)	Inlet Water Temp. (°C)	Water Flow Rate (LPM)	Indoor Air Temp. (°C, DB/WB)													
			20.0 / 14.0		23.0 / 16.0		26.0 / 18.0		27.0 / 19.0		28.0 / 20.0		30.0 / 22.0		32.0 / 24.0	
			TC	PI	TC	PI	TC	PI	TC	PI	TC	PI	TC	PI	TC	PI
80	25	720.0	101.2	10.75	109.7	12.90	119.5	15.04	129.9	16.94	133.7	17.38	138.9	17.86	143.0	17.94
	30	222.8	101.2	15.29	109.7	17.77	119.5	20.75	129.9	23.35	133.7	23.88	138.9	24.48	143.0	24.96
		288.0	101.2	15.00	109.7	17.51	119.5	20.43	129.9	22.99	133.7	23.52	138.9	24.10	143.0	24.58
		557.0	101.2	13.82	109.7	16.38	119.5	19.09	129.9	21.48	133.7	22.01	138.9	22.54	143.0	22.98
		638.7	101.2	13.46	109.7	16.02	119.5	18.67	129.9	21.06	133.7	21.59	138.9	22.12	143.0	22.40
		720.0	101.2	13.03	109.7	15.59	119.5	18.16	129.9	20.53	133.7	21.08	138.9	21.61	143.0	21.67
	35	222.8	101.2	17.02	109.7	19.78	119.5	23.01	129.9	25.94	133.7	26.60	138.9	27.25	143.0	27.72
		288.0	101.2	16.70	109.7	19.48	119.5	22.66	129.9	25.55	133.7	26.19	138.9	26.83	143.0	27.30
		557.0	101.2	15.38	109.7	18.19	119.5	21.23	129.9	23.88	133.7	24.46	138.9	25.05	143.0	25.52
		638.7	101.2	14.94	109.7	17.81	119.5	20.79	129.9	23.40	133.7	23.99	138.9	24.63	143.0	24.83
		720.0	101.2	14.39	109.7	17.34	119.5	20.24	129.9	22.82	133.7	23.40	138.9	24.10	143.0	23.99
	40	222.8	101.2	20.19	109.7	23.46	119.5	27.30	129.9	30.76	133.7	31.45	138.9	32.26	143.0	32.81
		288.0	101.2	19.81	109.7	23.10	119.5	26.88	129.9	30.28	133.7	30.97	138.9	31.77	143.0	32.30
		557.0	101.2	18.19	109.7	21.54	119.5	25.10	129.9	28.30	133.7	28.92	138.9	29.67	143.0	30.20
		638.7	101.2	17.66	109.7	21.12	119.5	24.57	129.9	27.72	133.7	28.39	138.9	29.14	143.0	29.42
		720.0	101.2	17.00	109.7	20.61	119.5	23.93	129.9	26.99	133.7	27.73	138.9	28.50	143.0	28.46
	45	222.8	101.2	23.34	109.7	27.16	119.5	31.59	129.9	35.57	133.7	36.33	138.9	37.30	143.0	37.89
		288.0	101.2	22.89	109.7	26.71	119.5	31.08	129.9	35.02	133.7	35.76	138.9	36.72	143.0	37.31
		557.0	101.2	21.01	109.7	24.88	119.5	28.98	129.9	32.71	133.7	33.40	138.9	34.30	143.0	34.88
		638.7	101.2	20.37	109.7	24.41	119.5	28.34	129.9	32.01	133.7	32.82	138.9	33.66	143.0	33.99
720.0		101.2	19.57	109.7	23.82	119.5	27.54	129.9	31.16	133.7	32.09	138.9	32.88	143.0	32.89	
70	10	222.8	88.70	5.04	96.00	5.88	104.7	6.80	113.7	7.66	117.1	7.97	121.5	8.16	125.0	8.19
		288.0	88.70	4.95	96.00	5.78	104.7	6.70	113.7	7.56	117.1	7.84	121.5	8.03	125.0	8.09
		557.0	88.70	4.60	96.00	5.37	104.7	6.29	113.7	7.16	117.1	7.32	121.5	7.52	125.0	7.63
		638.7	88.70	4.51	96.00	5.27	104.7	6.19	113.7	6.96	117.1	7.10	121.5	7.30	125.0	7.41
		720.0	88.70	4.41	96.00	5.14	104.7	6.06	113.7	6.73	117.1	6.83	121.5	7.03	125.0	7.14
	15	222.8	88.70	6.88	96.00	8.00	104.7	9.30	113.7	10.48	117.1	10.75	121.5	11.03	125.0	11.17
		288.0	88.70	6.75	96.00	7.87	104.7	9.17	113.7	10.32	117.1	10.59	121.5	10.87	125.0	11.01
		557.0	88.70	6.22	96.00	7.33	104.7	8.56	113.7	9.67	117.1	9.89	121.5	10.17	125.0	10.31
		638.7	88.70	6.07	96.00	7.19	104.7	8.41	113.7	9.47	117.1	9.67	121.5	9.95	125.0	10.06
		720.0	88.70	5.90	96.00	7.03	104.7	8.24	113.7	9.22	117.1	9.40	121.5	9.68	125.0	9.74
	20	222.8	88.70	8.52	96.00	9.89	104.7	11.51	113.7	12.98	117.1	13.24	121.5	13.57	125.0	13.84
		288.0	88.70	8.36	96.00	9.73	104.7	11.34	113.7	12.78	117.1	13.04	121.5	13.37	125.0	13.62
		557.0	88.70	7.66	96.00	9.09	104.7	10.59	113.7	11.92	117.1	12.18	121.5	12.51	125.0	12.71
		638.7	88.70	7.44	96.00	8.89	104.7	10.37	113.7	11.70	117.1	11.98	121.5	12.29	125.0	12.40
		720.0	88.70	7.17	96.00	8.66	104.7	10.10	113.7	11.43	117.1	11.73	121.5	12.02	125.0	12.03
	25	222.8	88.70	10.36	96.00	12.06	104.7	13.99	113.7	15.79	117.1	16.16	121.5	16.52	125.0	16.86
		288.0	88.70	10.17	96.00	11.87	104.7	13.79	113.7	15.54	117.1	15.93	121.5	16.29	125.0	16.60
		557.0	88.70	9.36	96.00	11.06	104.7	12.93	113.7	14.52	117.1	14.90	121.5	15.27	125.0	15.52
		638.7	88.70	9.09	96.00	10.84	104.7	12.65	113.7	14.26	117.1	14.57	121.5	14.94	125.0	15.10
		720.0	88.70	8.97	96.00	10.75	104.7	12.53	113.7	14.12	117.1	14.40	121.5	14.79	125.0	14.88
	30	222.8	88.70	12.76	96.00	14.82	104.7	17.24	113.7	19.39	117.1	19.89	121.5	20.37	125.0	20.75
		288.0	88.70	12.51	96.00	14.59	104.7	16.98	113.7	19.10	117.1	19.59	121.5	20.07	125.0	20.43
		557.0	88.70	11.48	96.00	13.62	104.7	15.85	113.7	17.86	117.1	18.30	121.5	18.78	125.0	19.09
		638.7	88.70	11.17	96.00	13.35	104.7	15.52	113.7	17.50	117.1	17.97	121.5	18.39	125.0	18.61
		720.0	88.70	10.78	96.00	13.01	104.7	15.11	113.7	17.07	117.1	17.56	121.5	17.91	125.0	18.03
	35	222.8	88.70	14.15	96.00	16.41	104.7	19.20	113.7	21.56	117.1	22.12	121.5	22.65	125.0	23.01
		288.0	88.70	13.89	96.00	16.18	104.7	18.90	113.7	21.24	117.1	21.77	121.5	22.30	125.0	22.66
		557.0	88.70	12.76	96.00	15.16	104.7	17.61	113.7	19.84	117.1	20.31	121.5	20.84	125.0	21.23
		638.7	88.70	12.40	96.00	14.79	104.7	17.28	113.7	19.47	117.1	19.95	121.5	20.48	125.0	20.70
		720.0	88.70	11.97	96.00	14.33	104.7	16.87	113.7	19.03	117.1	19.52	121.5	20.03	125.0	20.04
	40	222.8	88.70	16.77	96.00	19.45	104.7	22.70	113.7	25.57	117.1	26.16	121.5	26.80	125.0	27.28
		288.0	88.70	16.45	96.00	19.16	104.7	22.35	113.7	25.18	117.1	25.77	121.5	26.39	125.0	26.87
		557.0	88.70	15.10	96.00	17.92	104.7	20.90	113.7	23.51	117.1	24.10	121.5	24.68	125.0	25.16
		638.7	88.70	14.68	96.00	17.55	104.7	20.42	113.7	23.04	117.1	23.62	121.5	24.24	125.0	24.46

7. Capacity Tables

Combi. (%)	Inlet Water Temp. (°C)	Water Flow Rate (LPM)	Indoor Air Temp. (°C, DB/WB)													
			20.0 / 14.0		23.0 / 16.0		26.0 / 18.0		27.0 / 19.0		28.0 / 20.0		30.0 / 22.0		32.0 / 24.0	
			TC	PI	TC	PI	TC	PI	TC	PI	TC	PI	TC	PI	TC	PI
70	40	720.0	88.70	14.15	96.00	17.11	104.7	19.84	113.7	22.45	117.1	23.04	121.5	23.69	125.0	23.59
		222.8	88.70	19.36	96.00	22.48	104.7	26.19	113.7	29.58	117.1	30.20	121.5	30.98	125.0	31.56
	45	288.0	88.70	19.00	96.00	22.13	104.7	25.81	113.7	29.13	117.1	29.75	121.5	30.50	125.0	31.08
		557.0	88.70	17.44	96.00	20.70	104.7	24.21	113.7	27.17	117.1	27.86	121.5	28.50	125.0	29.09
		638.7	88.70	16.97	96.00	20.31	104.7	23.57	113.7	26.58	117.1	27.28	121.5	28.03	125.0	28.25
		720.0	88.70	16.40	96.00	19.83	104.7	22.79	113.7	25.85	117.1	26.55	121.5	27.46	125.0	27.22
60	10	222.8	76.00	4.01	82.30	4.68	89.60	5.38	97.40	6.19	100.4	6.35	104.4	6.43	107.3	6.52
		288.0	76.00	3.94	82.30	4.61	89.60	5.32	97.40	6.09	100.4	6.23	104.4	6.34	107.3	6.45
		557.0	76.00	3.62	82.30	4.29	89.60	5.07	97.40	5.68	100.4	5.77	104.4	5.99	107.3	6.10
		638.7	76.00	3.48	82.30	4.24	89.60	4.96	97.40	5.57	100.4	5.68	104.4	5.82	107.3	5.93
		720.0	76.00	3.30	82.30	4.17	89.60	4.82	97.40	5.43	100.4	5.58	104.4	5.61	107.3	5.72
	15	222.8	76.00	5.49	82.30	6.38	89.60	7.39	97.40	8.38	100.4	8.61	104.4	8.75	107.3	8.91
		288.0	76.00	5.39	82.30	6.28	89.60	7.29	97.40	8.25	100.4	8.48	104.4	8.62	107.3	8.78
		557.0	76.00	4.96	82.30	5.85	89.60	6.86	97.40	7.72	100.4	7.88	104.4	8.08	107.3	8.25
		638.7	76.00	4.79	82.30	5.74	89.60	6.71	97.40	7.55	100.4	7.72	104.4	7.92	107.3	8.03
		720.0	76.00	4.58	82.30	5.60	89.60	6.54	97.40	7.34	100.4	7.52	104.4	7.72	107.3	7.76
	20	222.8	76.00	6.77	82.30	7.91	89.60	9.19	97.40	10.31	100.4	10.59	104.4	10.81	107.3	11.03
		288.0	76.00	6.64	82.30	7.78	89.60	9.06	97.40	10.15	100.4	10.43	104.4	10.65	107.3	10.87
		557.0	76.00	6.13	82.30	7.24	89.60	8.47	97.40	9.53	100.4	9.73	104.4	9.95	107.3	10.17
		638.7	76.00	5.96	82.30	7.08	89.60	8.25	97.40	9.31	100.4	9.53	104.4	9.78	107.3	9.89
		720.0	76.00	5.75	82.30	6.88	89.60	7.98	97.40	9.04	100.4	9.28	104.4	9.57	107.3	9.55
	25	222.8	76.00	8.25	82.30	9.64	89.60	11.20	97.40	12.59	100.4	12.87	104.4	13.18	107.3	13.46
		288.0	76.00	8.09	82.30	9.48	89.60	11.01	97.40	12.40	100.4	12.68	104.4	12.99	107.3	13.26
		557.0	76.00	7.44	82.30	8.83	89.60	10.26	97.40	11.59	100.4	11.87	104.4	12.18	107.3	12.40
		638.7	76.00	7.24	82.30	8.61	89.60	10.06	97.40	11.34	100.4	11.65	104.4	11.92	107.3	12.07
		720.0	76.00	7.13	82.30	8.50	89.60	9.94	97.40	11.20	100.4	11.53	104.4	11.78	107.3	11.92
	30	222.8	76.00	10.14	82.30	11.78	89.60	13.73	97.40	15.46	100.4	15.83	104.4	16.21	107.3	16.55
		288.0	76.00	9.95	82.30	11.59	89.60	13.53	97.40	15.23	100.4	15.60	104.4	15.96	107.3	16.29
		557.0	76.00	9.14	82.30	10.84	89.60	12.65	97.40	14.26	100.4	14.57	104.4	14.94	107.3	15.21
		638.7	76.00	8.89	82.30	10.64	89.60	12.40	97.40	13.99	100.4	14.32	104.4	14.68	107.3	14.85
720.0		76.00	8.59	82.30	10.39	89.60	12.10	97.40	13.65	100.4	14.00	104.4	14.36	107.3	14.42	
35	222.8	76.00	11.28	82.30	13.15	89.60	15.30	97.40	17.19	100.4	17.61	104.4	18.05	107.3	18.38	
	288.0	76.00	11.06	82.30	12.93	89.60	15.07	97.40	16.93	100.4	17.35	104.4	17.76	107.3	18.09	
	557.0	76.00	10.17	82.30	12.07	89.60	14.04	97.40	15.85	100.4	16.22	104.4	16.60	107.3	16.91	
	638.7	76.00	9.89	82.30	11.81	89.60	13.77	97.40	15.52	100.4	15.91	104.4	16.33	107.3	16.49	
	720.0	76.00	9.55	82.30	11.51	89.60	13.43	97.40	15.11	100.4	15.52	104.4	15.99	107.3	15.96	
40	222.8	76.00	13.34	82.30	15.51	89.60	18.11	97.40	20.39	100.4	20.86	104.4	21.34	107.3	21.78	
	288.0	76.00	13.09	82.30	15.28	89.60	17.82	97.40	20.07	100.4	20.54	104.4	21.02	107.3	21.46	
	557.0	76.00	12.07	82.30	14.32	89.60	16.64	97.40	18.72	100.4	19.20	104.4	19.67	107.3	20.06	
	638.7	76.00	11.70	82.30	13.99	89.60	16.33	97.40	18.36	100.4	18.83	104.4	19.31	107.3	19.53	
	720.0	76.00	11.26	82.30	13.58	89.60	15.96	97.40	17.93	100.4	18.39	104.4	18.88	107.3	18.87	
45	222.8	76.00	15.38	82.30	17.86	89.60	20.92	97.40	23.59	100.4	24.10	104.4	24.63	107.3	25.18	
	288.0	76.00	15.12	82.30	17.60	89.60	20.60	97.40	23.21	100.4	23.74	104.4	24.27	107.3	24.80	
	557.0	76.00	13.99	82.30	16.55	89.60	19.25	97.40	21.59	100.4	22.18	104.4	22.76	107.3	23.18	
	638.7	76.00	13.51	82.30	16.16	89.60	18.89	97.40	21.17	100.4	21.76	104.4	22.29	107.3	22.54	
	720.0	76.00	12.93	82.30	15.68	89.60	18.46	97.40	20.64	100.4	21.23	104.4	21.72	107.3	21.74	
50	10	222.8	63.30	2.98	68.50	3.48	74.80	4.18	81.20	4.57	83.60	4.65	87.00	4.85	89.30	4.88
		288.0	63.30	2.92	68.50	3.42	74.80	4.11	81.20	4.51	83.60	4.61	87.00	4.76	89.30	4.81
		557.0	63.30	2.65	68.50	3.23	74.80	3.79	81.20	4.24	83.60	4.40	87.00	4.40	89.30	4.51
		638.7	63.30	2.62	68.50	3.23	74.80	3.68	81.20	4.15	83.60	4.18	87.00	4.35	89.30	4.34
		720.0	63.30	2.59	68.50	3.23	74.80	3.54	81.20	4.03	83.60	3.91	87.00	4.28	89.30	4.13
	15	222.8	63.30	4.07	68.50	4.76	74.80	5.57	81.20	6.21	83.60	6.38	87.00	6.55	89.30	6.66
		288.0	63.30	4.00	68.50	4.69	74.80	5.48	81.20	6.12	83.60	6.29	87.00	6.45	89.30	6.56
		557.0	63.30	3.68	68.50	4.37	74.80	5.10	81.20	5.74	83.60	5.91	87.00	6.02	89.30	6.13
		638.7	63.30	3.57	68.50	4.32	74.80	4.99	81.20	5.63	83.60	5.74	87.00	5.91	89.30	5.96

7. Capacity Tables

Combi. (%)	Inlet Water Temp. (°C)	Water Flow Rate (LPM)	Indoor Air Temp. (°C, DB/WB)													
			20.0 / 14.0		23.0 / 16.0		26.0 / 18.0		27.0 / 19.0		28.0 / 20.0		30.0 / 22.0		32.0 / 24.0	
			TC	PI	TC	PI	TC	PI	TC	PI	TC	PI	TC	PI	TC	PI
50	15	720.0	63.30	3.43	68.50	4.25	74.80	4.85	81.20	5.49	83.60	5.53	87.00	5.77	89.30	5.75
	20	222.8	63.30	5.04	68.50	5.91	74.80	6.80	81.20	7.66	83.60	7.91	87.00	8.05	89.30	8.22
		288.0	63.30	4.95	68.50	5.81	74.80	6.70	81.20	7.56	83.60	7.78	87.00	7.93	89.30	8.09
		557.0	63.30	4.57	68.50	5.38	74.80	6.27	81.20	7.08	83.60	7.24	87.00	7.44	89.30	7.55
		638.7	63.30	4.41	68.50	5.27	74.80	6.16	81.20	6.97	83.60	7.13	87.00	7.30	89.30	7.39
		720.0	63.30	4.21	68.50	5.13	74.80	6.02	81.20	6.83	83.60	6.99	87.00	7.14	89.30	7.19
	25	222.8	63.30	6.13	68.50	7.13	74.80	8.33	81.20	9.42	83.60	9.64	87.00	9.84	89.30	9.98
		288.0	63.30	6.03	68.50	7.03	74.80	8.20	81.20	9.26	83.60	9.48	87.00	9.68	89.30	9.85
		557.0	63.30	5.54	68.50	6.60	74.80	7.66	81.20	8.61	83.60	8.83	87.00	9.05	89.30	9.25
		638.7	63.30	5.38	68.50	6.44	74.80	7.50	81.20	8.47	83.60	8.67	87.00	8.89	89.30	9.00
		720.0	63.30	5.29	68.50	6.35	74.80	7.41	81.20	8.38	83.60	8.58	87.00	8.80	89.30	8.86
	30	222.8	63.30	7.61	68.50	8.81	74.80	10.28	81.20	11.56	83.60	11.84	87.00	12.09	89.30	12.32
		288.0	63.30	7.45	68.50	8.68	74.80	10.12	81.20	11.39	83.60	11.65	87.00	11.92	89.30	12.13
		557.0	63.30	6.80	68.50	8.08	74.80	9.42	81.20	10.64	83.60	10.84	87.00	11.17	89.30	11.34
		638.7	63.30	6.66	68.50	7.92	74.80	9.25	81.20	10.42	83.60	10.70	87.00	10.95	89.30	11.06
		720.0	63.30	6.50	68.50	7.72	74.80	9.04	81.20	10.15	83.60	10.52	87.00	10.68	89.30	10.72
	35	222.8	63.30	8.41	68.50	9.78	74.80	11.42	81.20	12.81	83.60	13.15	87.00	13.46	89.30	13.68
		288.0	63.30	8.25	68.50	9.62	74.80	11.23	81.20	12.62	83.60	12.93	87.00	13.26	89.30	13.48
		557.0	63.30	7.61	68.50	9.00	74.80	10.48	81.20	11.81	83.60	12.07	87.00	12.40	89.30	12.60
		638.7	63.30	7.39	68.50	8.83	74.80	10.26	81.20	11.59	83.60	11.87	87.00	12.18	89.30	12.29
		720.0	63.30	7.12	68.50	8.62	74.80	9.99	81.20	11.32	83.60	11.62	87.00	11.91	89.30	11.92
	40	222.8	63.30	9.98	68.50	11.56	74.80	13.51	81.20	15.18	83.60	15.57	87.00	15.94	89.30	16.21
		288.0	63.30	9.79	68.50	11.39	74.80	13.29	81.20	14.95	83.60	15.34	87.00	15.71	89.30	15.96
		557.0	63.30	9.00	68.50	10.64	74.80	12.40	81.20	13.99	83.60	14.32	87.00	14.68	89.30	14.94
		638.7	63.30	8.72	68.50	10.42	74.80	12.18	81.20	13.73	83.60	14.04	87.00	14.41	89.30	14.52
		720.0	63.30	8.38	68.50	10.15	74.80	11.91	81.20	13.43	83.60	13.70	87.00	14.07	89.30	13.99
	45	222.8	63.30	11.56	68.50	13.35	74.80	15.63	81.20	17.57	83.60	18.00	87.00	18.44	89.30	18.75
		288.0	63.30	11.33	68.50	13.15	74.80	15.37	81.20	17.31	83.60	17.71	87.00	18.15	89.30	18.46
		557.0	63.30	10.37	68.50	12.29	74.80	14.32	81.20	16.16	83.60	16.55	87.00	16.97	89.30	17.28
		638.7	63.30	10.06	68.50	12.01	74.80	14.10	81.20	15.85	83.60	16.22	87.00	16.64	89.30	16.75
		720.0	63.30	9.67	68.50	11.67	74.80	13.83	81.20	15.48	83.60	15.81	87.00	16.23	89.30	16.09

Note

- TC: Total Capacity(kW), PI : Power Input(kW)
- Capacity tables show the average value of conditions which may occur.
- The minimum flow rate of the product is based on 50% of the rated flow rate or the value indicated in the specification table, whichever is greater. However, when the 'Variable Water Flow Valve Control KIT' is applied, the minimum flow rate is allowed to 40% (gray colored area) of the rated flow rate.
- If the flow rate is less than minimum flow rate and the indoor unit combination ratio exceeds 130%, ask to LG Electronics even if the 'Variable Water Flow Valve Control KIT' is applied.

7. Capacity Tables

CRWM600LAS5

Combi. (%)	Inlet Water Temp. (°C)	Water Flow Rate (LPM)	Indoor Air Temp. (°C, DB/WB)														
			20.0 / 14.0		23.0 / 16.0		26.0 / 18.0		27.0 / 19.0		28.0 / 20.0		30.0 / 22.0		32.0 / 24.0		
			TC	PI	TC	PI	TC	PI	TC	PI	TC	PI	TC	PI	TC	PI	
130	10	230.4	156.3	10.77	169.2	12.63	184.2	14.70	200.1	16.47	206.1	16.86	214.2	17.40	220.2	17.64	
		288.0	156.3	10.62	169.2	12.45	184.2	14.49	200.1	16.26	206.1	16.65	214.2	17.16	220.2	17.43	
		576.0	156.3	9.81	169.2	11.49	184.2	13.44	200.1	15.15	206.1	15.60	214.2	15.93	220.2	16.32	
		633.6	156.3	9.51	169.2	11.34	184.2	13.23	200.1	14.82	206.1	15.27	214.2	15.66	220.2	15.87	
		720.0	156.3	9.06	169.2	11.10	184.2	12.93	200.1	14.34	206.1	14.76	214.2	15.27	220.2	15.18	
	15	230.4	153.6	14.19	166.5	16.53	181.2	19.26	196.8	21.66	202.8	22.17	210.6	22.74	216.6	23.13	
		288.0	153.6	13.98	166.5	16.32	181.2	18.99	196.8	21.36	202.8	21.87	210.6	22.44	216.6	22.86	
		576.0	153.6	12.84	166.5	15.18	181.2	17.70	196.8	19.92	202.8	20.43	210.6	20.97	216.6	21.42	
		633.6	153.6	12.48	166.5	14.88	181.2	17.34	196.8	19.53	202.8	20.04	210.6	20.55	216.6	20.91	
		720.0	153.6	11.94	166.5	14.43	181.2	16.80	196.8	18.96	202.8	19.47	210.6	19.92	216.6	20.16	
	20	230.4	151.5	17.25	164.1	20.01	178.5	23.34	194.1	26.25	199.8	26.88	207.6	27.51	213.6	28.02	
		288.0	151.5	16.95	164.1	19.74	178.5	23.04	194.1	25.92	199.8	26.52	207.6	27.18	213.6	27.69	
		576.0	151.5	15.51	164.1	18.45	178.5	21.48	194.1	24.18	199.8	24.75	207.6	25.44	213.6	25.95	
		633.6	151.5	15.12	164.1	18.03	178.5	21.03	194.1	23.70	199.8	24.27	207.6	24.90	213.6	25.38	
		720.0	151.5	14.55	164.1	17.40	178.5	20.34	194.1	22.98	199.8	23.55	207.6	24.09	213.6	24.54	
	25	230.4	151.5	21.27	164.1	24.66	178.5	28.74	194.1	32.43	199.8	33.18	207.6	33.96	213.6	34.53	
		288.0	151.5	20.91	164.1	24.33	178.5	28.35	194.1	31.98	199.8	32.73	207.6	33.54	213.6	34.11	
		576.0	151.5	19.17	164.1	22.74	178.5	26.46	194.1	29.79	199.8	30.51	207.6	31.38	213.6	31.95	
		633.6	151.5	18.60	164.1	22.23	178.5	25.95	194.1	29.22	199.8	29.94	207.6	30.75	213.6	31.26	
		720.0	151.5	18.33	164.1	21.96	178.5	25.68	194.1	28.92	199.8	29.67	207.6	30.45	213.6	30.93	
	30	230.4	151.5	25.56	164.1	29.64	178.5	34.50	194.1	38.88	199.8	39.81	207.6	40.77	213.6	41.46	
		288.0	151.5	25.14	164.1	29.25	178.5	34.05	194.1	38.37	199.8	39.30	207.6	40.26	213.6	40.95	
		576.0	151.5	22.95	164.1	27.27	178.5	31.77	194.1	35.73	199.8	36.66	207.6	37.62	213.6	38.37	
		633.6	151.5	22.32	164.1	26.70	178.5	31.11	194.1	35.04	199.8	35.97	207.6	36.87	213.6	37.50	
		720.0	151.5	21.39	164.1	25.86	178.5	30.12	194.1	34.02	199.8	34.95	207.6	35.76	213.6	36.21	
	35	230.4	136.2	25.77	147.6	29.97	160.5	34.92	174.6	39.27	180.0	40.29	186.9	41.25	192.3	41.91	
		288.0	136.2	25.35	147.6	29.58	160.5	34.47	174.6	38.76	180.0	39.75	186.9	40.71	192.3	41.40	
		576.0	136.2	23.25	147.6	27.54	160.5	32.13	174.6	36.18	180.0	37.05	186.9	38.04	192.3	38.82	
		633.6	136.2	22.62	147.6	26.97	160.5	31.44	174.6	35.46	180.0	36.36	186.9	37.29	192.3	37.92	
		720.0	136.2	21.69	147.6	26.13	160.5	30.42	174.6	34.38	180.0	35.31	186.9	36.18	192.3	36.57	
	40	230.4	121.2	27.24	131.1	31.59	142.8	36.84	155.1	41.43	159.9	42.42	166.2	43.44	170.7	44.25	
		288.0	121.2	26.79	131.1	31.17	142.8	36.36	155.1	40.89	159.9	41.88	166.2	42.90	170.7	43.71	
		576.0	121.2	24.51	131.1	29.10	142.8	33.90	155.1	38.13	159.9	39.12	166.2	40.14	170.7	40.95	
		633.6	121.2	23.82	131.1	28.47	142.8	33.15	155.1	37.41	159.9	38.37	166.2	39.33	170.7	40.02	
		720.0	121.2	22.80	131.1	27.54	142.8	32.04	155.1	36.33	159.9	37.26	166.2	38.10	170.7	38.61	
	45	230.4	105.9	28.71	114.9	33.21	124.8	38.76	135.9	43.59	140.1	44.55	145.2	45.63	149.4	46.59	
		288.0	105.9	28.23	114.9	32.79	124.8	38.25	135.9	43.02	140.1	43.98	145.2	45.06	149.4	46.02	
		576.0	105.9	25.77	114.9	30.63	124.8	35.67	135.9	40.08	140.1	41.19	145.2	42.27	149.4	43.08	
		633.6	105.9	25.02	114.9	29.94	124.8	34.89	135.9	39.33	140.1	40.38	145.2	41.40	149.4	42.15	
		720.0	105.9	23.91	114.9	28.92	124.8	33.72	135.9	38.22	140.1	39.18	145.2	40.11	149.4	40.77	
	120	10	230.4	147.9	10.26	159.9	11.97	174.3	13.86	189.3	15.60	195.0	16.11	202.8	16.47	208.5	16.68
			288.0	147.9	10.08	159.9	11.82	174.3	13.68	189.3	15.39	195.0	15.87	202.8	16.23	208.5	16.47
			576.0	147.9	9.24	159.9	11.01	174.3	12.84	189.3	14.37	195.0	14.70	202.8	15.09	208.5	15.42
			633.6	147.9	8.94	159.9	10.65	174.3	12.54	189.3	14.04	195.0	14.49	202.8	14.82	208.5	15.09
			720.0	147.9	8.49	159.9	10.11	174.3	12.09	189.3	13.53	195.0	14.16	202.8	14.43	208.5	14.61
15		230.4	146.1	13.62	158.1	15.84	172.5	18.39	187.2	20.73	192.9	21.24	200.4	21.78	206.1	22.08	
		288.0	146.1	13.41	158.1	15.63	172.5	18.15	187.2	20.46	192.9	20.97	200.4	21.48	206.1	21.81	
		576.0	146.1	12.27	158.1	14.55	172.5	16.95	187.2	19.08	192.9	19.53	200.4	20.04	206.1	20.43	
		633.6	146.1	11.91	158.1	14.19	172.5	16.62	187.2	18.66	192.9	19.17	200.4	19.65	206.1	19.98	
		720.0	146.1	11.37	158.1	13.65	172.5	16.11	187.2	18.03	192.9	18.63	200.4	19.08	206.1	19.32	
20		230.4	144.6	16.59	156.6	19.26	170.7	22.41	185.4	25.26	190.8	25.83	198.3	26.46	204.0	26.91	
		288.0	144.6	16.32	156.6	18.99	170.7	22.11	185.4	24.93	190.8	25.50	198.3	26.13	204.0	26.58	
		576.0	144.6	14.94	156.6	17.70	170.7	20.61	185.4	23.25	190.8	23.82	198.3	24.45	204.0	24.90	
		633.6	144.6	14.55	156.6	17.34	170.7	20.22	185.4	22.80	190.8	23.37	198.3	23.94	204.0	24.33	

7. Capacity Tables

Combi. (%)	Inlet Water Temp. (°C)	Water Flow Rate (LPM)	Indoor Air Temp. (°C, DB/WB)													
			20.0 / 14.0		23.0 / 16.0		26.0 / 18.0		27.0 / 19.0		28.0 / 20.0		30.0 / 22.0		32.0 / 24.0	
			TC	PI	TC	PI	TC	PI	TC	PI	TC	PI	TC	PI	TC	PI
120	20	720.0	144.6	13.95	156.6	16.80	170.7	19.65	185.4	22.11	190.8	22.71	198.3	23.19	204.0	23.46
	25	230.4	144.6	20.40	156.6	23.70	170.7	27.60	185.4	31.02	190.8	31.77	198.3	32.58	204.0	33.15
		288.0	144.6	20.07	156.6	23.37	170.7	27.24	185.4	30.63	190.8	31.35	198.3	32.16	204.0	32.73
		576.0	144.6	18.39	156.6	21.75	170.7	25.38	185.4	28.59	190.8	29.25	198.3	30.00	204.0	30.63
		633.6	144.6	17.88	156.6	21.30	170.7	24.84	185.4	27.99	190.8	28.68	198.3	29.43	204.0	29.88
		720.0	144.6	17.61	156.6	21.06	170.7	24.60	185.4	27.72	190.8	28.41	198.3	29.16	204.0	29.52
	30	230.4	144.6	24.60	156.6	28.65	170.7	33.36	185.4	37.56	190.8	38.40	198.3	39.39	204.0	40.08
		288.0	144.6	24.21	156.6	28.26	170.7	32.91	185.4	37.05	190.8	37.89	198.3	38.88	204.0	39.57
		576.0	144.6	22.23	156.6	26.34	170.7	30.63	185.4	34.53	190.8	35.40	198.3	36.30	204.0	36.99
		633.6	144.6	21.60	156.6	25.77	170.7	30.00	185.4	33.84	190.8	34.71	198.3	35.61	204.0	36.15
		720.0	144.6	20.67	156.6	24.93	170.7	29.04	185.4	32.79	190.8	33.69	198.3	34.56	204.0	34.89
	35	230.4	132.3	25.26	143.4	29.34	156.0	34.17	169.5	38.49	174.6	39.42	181.5	40.32	186.6	41.07
		288.0	132.3	24.84	143.4	28.95	156.0	33.72	169.5	37.98	174.6	38.88	181.5	39.81	186.6	40.53
		576.0	132.3	22.74	143.4	26.97	156.0	31.44	169.5	35.40	174.6	36.24	181.5	37.23	186.6	37.92
		633.6	132.3	22.11	143.4	26.40	156.0	30.81	169.5	34.71	174.6	35.55	181.5	36.48	186.6	37.05
		720.0	132.3	21.18	143.4	25.56	156.0	29.85	169.5	33.69	174.6	34.53	181.5	35.37	186.6	35.73
	40	230.4	120.0	27.15	129.9	31.56	141.6	36.78	153.9	41.37	158.4	42.36	164.7	43.41	169.2	44.19
		288.0	120.0	26.70	129.9	31.14	141.6	36.30	153.9	40.83	158.4	41.79	164.7	42.84	169.2	43.62
		576.0	120.0	24.51	129.9	29.04	141.6	33.84	153.9	38.07	158.4	39.00	164.7	40.02	169.2	40.83
		633.6	120.0	23.82	129.9	28.41	141.6	33.15	153.9	37.35	158.4	38.31	164.7	39.30	169.2	39.87
720.0		120.0	22.80	129.9	27.48	141.6	32.13	153.9	36.27	158.4	37.29	164.7	38.22	169.2	38.43	
45	230.4	107.7	29.07	116.7	33.75	126.9	39.42	138.3	44.28	142.5	45.33	147.9	46.50	151.8	47.34	
	288.0	107.7	28.62	116.7	33.30	126.9	38.88	138.3	43.71	142.5	44.73	147.9	45.90	151.8	46.74	
	576.0	107.7	26.28	116.7	31.11	126.9	36.24	138.3	40.77	142.5	41.76	147.9	42.84	151.8	43.74	
	633.6	107.7	25.53	116.7	30.42	126.9	35.52	138.3	39.96	142.5	41.07	147.9	42.09	151.8	42.66	
	720.0	107.7	24.42	116.7	29.40	126.9	34.44	138.3	38.76	142.5	40.05	147.9	40.98	151.8	41.04	
110	10	230.4	139.5	9.69	151.2	11.22	164.4	13.14	178.5	14.76	183.9	15.06	191.4	15.54	196.2	15.75
		288.0	139.5	9.54	151.2	11.07	164.4	12.96	178.5	14.55	183.9	14.88	191.4	15.33	196.2	15.54
		576.0	139.5	8.73	151.2	10.32	164.4	12.03	178.5	13.56	183.9	13.98	191.4	14.31	196.2	14.52
		633.6	139.5	8.49	151.2	10.08	164.4	11.76	178.5	13.35	183.9	13.56	191.4	14.01	196.2	14.19
		720.0	139.5	8.13	151.2	9.72	164.4	11.37	178.5	13.05	183.9	12.93	191.4	13.56	196.2	13.71
	15	230.4	138.6	12.96	150.0	15.09	163.5	17.58	177.6	19.80	183.0	20.25	190.2	20.79	195.3	21.12
		288.0	138.6	12.75	150.0	14.88	163.5	17.34	177.6	19.53	183.0	19.98	190.2	20.52	195.3	20.85
		576.0	138.6	11.67	150.0	13.86	163.5	16.14	177.6	18.21	183.0	18.66	190.2	19.14	195.3	19.47
		633.6	138.6	11.40	150.0	13.56	163.5	15.81	177.6	17.88	183.0	18.27	190.2	18.78	195.3	19.02
		720.0	138.6	10.98	150.0	13.11	163.5	15.30	177.6	17.37	183.0	17.70	190.2	18.24	195.3	18.33
	20	230.4	138.0	15.90	149.4	18.51	162.6	21.54	176.7	24.27	182.1	24.87	189.0	25.44	194.4	25.89
		288.0	138.0	15.63	149.4	18.27	162.6	21.24	176.7	23.94	182.1	24.54	189.0	25.11	194.4	25.56
		576.0	138.0	14.31	149.4	17.01	162.6	19.80	176.7	22.32	182.1	22.86	189.0	23.43	194.4	23.88
		633.6	138.0	13.98	149.4	16.65	162.6	19.41	176.7	21.87	182.1	22.44	189.0	23.01	194.4	23.31
		720.0	138.0	13.50	149.4	16.11	162.6	18.84	176.7	21.21	182.1	21.81	189.0	22.38	194.4	22.44
	25	230.4	138.0	19.44	149.4	22.65	162.6	26.37	176.7	29.67	182.1	30.36	189.0	31.14	194.4	31.71
		288.0	138.0	19.14	149.4	22.35	162.6	26.01	176.7	29.28	182.1	29.97	189.0	30.72	194.4	31.29
		576.0	138.0	17.58	149.4	20.85	162.6	24.27	176.7	27.33	182.1	27.99	189.0	28.68	194.4	29.25
		633.6	138.0	17.07	149.4	20.40	162.6	23.76	176.7	26.79	182.1	27.42	189.0	28.17	194.4	28.53
		720.0	138.0	16.80	149.4	20.16	162.6	23.52	176.7	26.55	182.1	27.15	189.0	27.93	194.4	28.14
30	230.4	138.0	23.70	149.4	27.60	162.6	32.13	176.7	36.21	182.1	37.08	189.0	37.92	194.4	38.64	
	288.0	138.0	23.31	149.4	27.24	162.6	31.71	176.7	35.73	182.1	36.60	189.0	37.44	194.4	38.13	
	576.0	138.0	21.42	149.4	25.38	162.6	29.55	176.7	33.27	182.1	34.14	189.0	34.98	194.4	35.61	
	633.6	138.0	20.85	149.4	24.84	162.6	28.98	176.7	32.64	182.1	33.45	189.0	34.29	194.4	34.77	
	720.0	138.0	20.01	149.4	24.03	162.6	28.14	176.7	31.71	182.1	32.43	189.0	33.27	194.4	33.51	
35	230.4	128.4	24.72	139.2	28.71	151.5	33.42	164.7	37.65	169.5	38.52	176.1	39.45	181.2	40.20	
	288.0	128.4	24.33	139.2	28.32	151.5	32.97	164.7	37.14	169.5	38.01	176.1	38.94	181.2	39.69	
	576.0	128.4	22.29	139.2	26.40	151.5	30.75	164.7	34.65	169.5	35.46	176.1	36.36	181.2	37.05	
	633.6	128.4	21.66	139.2	25.83	151.5	30.12	164.7	33.96	169.5	34.83	176.1	35.67	181.2	36.15	

7. Capacity Tables

Combi. (%)	Inlet Water Temp. (°C)	Water Flow Rate (LPM)	Indoor Air Temp. (°C, DB/WB)														
			20.0 / 14.0		23.0 / 16.0		26.0 / 18.0		27.0 / 19.0		28.0 / 20.0		30.0 / 22.0		32.0 / 24.0		
			TC	PI	TC	PI	TC	PI	TC	PI	TC	PI	TC	PI	TC	PI	
110	35	720.0	128.4	20.70	139.2	24.96	151.5	29.16	164.7	32.94	169.5	33.87	176.1	34.65	181.2	34.80	
		230.4	118.8	27.12	129.0	31.56	140.4	36.72	152.7	41.34	157.2	42.30	163.2	43.35	167.7	44.16	
	40	288.0	118.8	26.67	129.0	31.14	140.4	36.24	152.7	40.80	157.2	41.73	163.2	42.78	167.7	43.59	
		576.0	118.8	24.45	129.0	28.98	140.4	33.78	152.7	38.04	157.2	38.94	163.2	39.96	167.7	40.71	
		633.6	118.8	23.76	129.0	28.35	140.4	33.09	152.7	37.29	157.2	38.25	163.2	39.24	167.7	39.69	
		720.0	118.8	22.71	129.0	27.39	140.4	32.04	152.7	36.18	157.2	37.23	163.2	38.16	167.7	38.16	
		230.4	109.5	29.49	118.8	34.41	129.0	40.05	140.4	45.00	144.6	46.08	150.3	47.25	154.5	48.12	
	45	288.0	109.5	29.01	118.8	33.93	129.0	39.51	140.4	44.40	144.6	45.48	150.3	46.65	154.5	47.49	
		576.0	109.5	26.64	118.8	31.56	129.0	36.81	140.4	41.40	144.6	42.45	150.3	43.59	154.5	44.37	
		633.6	109.5	25.89	118.8	30.87	129.0	36.09	140.4	40.59	144.6	41.70	150.3	42.78	154.5	43.23	
		720.0	109.5	24.78	118.8	29.82	129.0	35.01	140.4	39.36	144.6	40.59	150.3	41.58	154.5	41.52	
		230.4	131.1	9.15	141.9	10.65	154.5	12.24	168.0	13.95	173.1	14.13	179.7	14.61	184.8	14.91	
	100	10	288.0	131.1	9.00	141.9	10.50	154.5	12.09	168.0	13.77	173.1	13.95	179.7	14.43	184.8	14.70
			576.0	131.1	8.28	141.9	9.75	154.5	11.34	168.0	12.84	173.1	13.11	179.7	13.44	184.8	13.71
			633.6	131.1	7.98	141.9	9.54	154.5	11.07	168.0	12.57	173.1	12.84	179.7	13.17	184.8	13.26
720.0			131.1	7.53	141.9	9.24	154.5	10.68	168.0	12.18	173.1	12.45	179.7	12.75	184.8	12.57	
230.4			131.1	12.39	141.9	14.37	154.5	16.71	168.0	18.87	173.1	19.26	179.7	19.80	184.8	20.13	
15		288.0	131.1	12.18	141.9	14.19	154.5	16.50	168.0	18.63	173.1	19.02	179.7	19.53	184.8	19.86	
		576.0	131.1	11.16	141.9	13.23	154.5	15.42	168.0	17.34	173.1	17.76	179.7	18.21	184.8	18.54	
		633.6	131.1	10.83	141.9	12.93	154.5	15.06	168.0	17.01	173.1	17.40	179.7	17.88	184.8	18.03	
		720.0	131.1	10.32	141.9	12.48	154.5	14.52	168.0	16.50	173.1	16.86	179.7	17.37	184.8	17.28	
		230.4	131.1	15.24	141.9	17.67	154.5	20.67	168.0	23.22	173.1	23.82	179.7	24.39	184.8	24.78	
20		288.0	131.1	15.00	141.9	17.46	154.5	20.40	168.0	22.92	173.1	23.49	179.7	24.06	184.8	24.45	
		576.0	131.1	13.74	141.9	16.32	154.5	19.02	168.0	21.36	173.1	21.87	179.7	22.44	184.8	22.86	
		633.6	131.1	13.35	141.9	15.99	154.5	18.60	168.0	20.97	173.1	21.48	179.7	22.05	184.8	22.29	
		720.0	131.1	12.78	141.9	15.48	154.5	17.97	168.0	20.40	173.1	20.91	179.7	21.45	184.8	21.42	
		230.4	131.1	18.57	141.9	21.60	154.5	25.14	168.0	28.35	173.1	29.04	179.7	29.73	184.8	30.27	
25	288.0	131.1	18.27	141.9	21.30	154.5	24.81	168.0	27.96	173.1	28.65	179.7	29.34	184.8	29.88		
	576.0	131.1	16.77	141.9	19.86	154.5	23.13	168.0	26.07	173.1	26.70	179.7	27.36	184.8	27.90		
	633.6	131.1	16.32	141.9	19.47	154.5	22.68	168.0	25.53	173.1	26.16	179.7	26.85	184.8	27.15		
	720.0	131.1	16.08	141.9	19.26	154.5	22.44	168.0	25.29	173.1	25.92	179.7	26.61	184.8	26.76		
	230.4	131.1	22.83	141.9	26.61	154.5	30.96	168.0	34.86	173.1	35.67	179.7	36.54	184.8	37.23		
30	288.0	131.1	22.47	141.9	26.25	154.5	30.54	168.0	34.41	173.1	35.19	179.7	36.06	184.8	36.75		
	576.0	131.1	20.61	141.9	24.45	154.5	28.47	168.0	32.07	173.1	32.82	179.7	33.66	184.8	34.29		
	633.6	131.1	20.04	141.9	23.94	154.5	27.90	168.0	31.44	173.1	32.25	179.7	33.03	184.8	33.39		
	720.0	131.1	19.17	141.9	23.19	154.5	27.06	168.0	30.51	173.1	31.41	179.7	32.07	184.8	32.04		
	230.4	124.5	24.12	135.0	28.05	146.7	32.64	159.6	36.78	164.4	37.65	170.7	38.58	175.5	39.27		
35	288.0	124.5	23.73	135.0	27.69	146.7	32.22	159.6	36.30	164.4	37.14	170.7	38.07	175.5	38.76		
	576.0	124.5	21.75	135.0	25.83	146.7	30.06	159.6	33.84	164.4	34.65	170.7	35.55	175.5	36.18		
	633.6	124.5	21.18	135.0	25.26	146.7	29.43	159.6	33.21	164.4	34.02	170.7	34.89	175.5	35.22		
	720.0	124.5	20.31	135.0	24.42	146.7	28.50	159.6	32.28	164.4	33.06	170.7	33.90	175.5	33.78		
	230.4	117.9	27.12	127.8	31.50	139.2	36.66	151.2	41.28	155.7	42.27	162.0	43.29	166.2	44.04		
40	288.0	117.9	26.67	127.8	31.08	139.2	36.18	151.2	40.74	155.7	41.70	162.0	42.72	166.2	43.47		
	576.0	117.9	24.39	127.8	28.98	139.2	33.72	151.2	37.98	155.7	38.88	162.0	39.87	166.2	40.59		
	633.6	117.9	23.76	127.8	28.35	139.2	33.03	151.2	37.23	155.7	38.13	162.0	39.12	166.2	39.51		
	720.0	117.9	22.80	127.8	27.39	139.2	32.01	151.2	36.12	155.7	37.02	162.0	38.01	166.2	37.89		
	230.4	111.3	30.12	120.6	34.92	131.4	40.71	142.8	45.75	147.3	46.86	153.0	48.03	156.9	48.81		
45	288.0	111.3	29.61	120.6	34.47	131.4	40.17	142.8	45.15	147.3	46.23	153.0	47.40	156.9	48.18		
	576.0	111.3	27.03	120.6	32.13	131.4	37.41	142.8	42.09	147.3	43.11	153.0	44.16	156.9	45.00		
	633.6	111.3	26.34	120.6	31.44	131.4	36.66	142.8	41.22	147.3	42.27	153.0	43.35	156.9	43.80		
	720.0	111.3	25.29	120.6	30.42	131.4	35.55	142.8	39.93	147.3	41.01	153.0	42.12	156.9	42.00		
	230.4	117.9	7.80	127.8	9.03	139.2	10.56	151.2	11.97	155.7	12.18	162.0	12.45	166.2	12.84		
90	10	288.0	117.9	7.68	127.8	8.94	139.2	10.44	151.2	11.82	155.7	12.03	162.0	12.33	166.2	12.66	
		576.0	117.9	7.11	127.8	8.43	139.2	9.75	151.2	11.07	155.7	11.31	162.0	11.64	166.2	11.79	
		633.6	117.9	6.90	127.8	8.16	139.2	9.60	151.2	10.74	155.7	11.07	162.0	11.40	166.2	11.40	

7. Capacity Tables

Combi. (%)	Inlet Water Temp. (°C)	Water Flow Rate (LPM)	Indoor Air Temp. (°C, DB/WB)														
			20.0 / 14.0		23.0 / 16.0		26.0 / 18.0		27.0 / 19.0		28.0 / 20.0		30.0 / 22.0		32.0 / 24.0		
			TC	PI	TC	PI	TC	PI	TC	PI	TC	PI	TC	PI	TC	PI	
90	10	720.0	117.9	6.57	127.8	7.77	139.2	9.39	151.2	10.26	155.7	10.71	162.0	11.04	166.2	10.80	
		230.4	117.9	10.62	127.8	12.33	139.2	14.37	151.2	16.23	155.7	16.59	162.0	16.98	166.2	17.34	
	15	288.0	117.9	10.47	127.8	12.18	139.2	14.19	151.2	16.02	155.7	16.38	162.0	16.77	166.2	17.13	
		576.0	117.9	9.63	127.8	11.40	139.2	13.23	151.2	14.94	155.7	15.30	162.0	15.69	166.2	15.99	
		633.6	117.9	9.33	127.8	11.10	139.2	12.99	151.2	14.61	155.7	15.00	162.0	15.42	166.2	15.51	
		720.0	117.9	8.88	127.8	10.65	139.2	12.63	151.2	14.10	155.7	14.55	162.0	15.00	166.2	14.79	
		230.4	117.9	13.14	127.8	15.24	139.2	17.76	151.2	20.04	155.7	20.49	162.0	21.03	166.2	21.36	
	20	288.0	117.9	12.93	127.8	15.03	139.2	17.52	151.2	19.77	155.7	20.22	162.0	20.73	166.2	21.09	
		576.0	117.9	11.85	127.8	14.04	139.2	16.32	151.2	18.39	155.7	18.84	162.0	19.29	166.2	19.71	
		633.6	117.9	11.52	127.8	13.74	139.2	16.05	151.2	18.03	155.7	18.51	162.0	18.96	166.2	19.17	
		720.0	117.9	11.01	127.8	13.29	139.2	15.63	151.2	17.49	155.7	18.00	162.0	18.48	166.2	18.36	
		230.4	117.9	16.02	127.8	18.63	139.2	21.66	151.2	24.39	155.7	24.96	162.0	25.59	166.2	26.07	
	25	288.0	117.9	15.75	127.8	18.39	139.2	21.36	151.2	24.06	155.7	24.63	162.0	25.26	166.2	25.71	
		576.0	117.9	14.43	127.8	17.13	139.2	19.92	151.2	22.44	155.7	22.95	162.0	23.58	166.2	24.00	
		633.6	117.9	14.04	127.8	16.71	139.2	19.53	151.2	21.99	155.7	22.56	162.0	23.13	166.2	23.37	
		720.0	117.9	13.83	127.8	16.53	139.2	19.32	151.2	21.75	155.7	22.35	162.0	22.92	166.2	23.04	
		230.4	117.9	19.68	127.8	22.89	139.2	26.67	151.2	30.03	155.7	30.72	162.0	31.50	166.2	32.07	
	30	288.0	117.9	19.35	127.8	22.59	139.2	26.31	151.2	29.64	155.7	30.33	162.0	31.08	166.2	31.65	
		576.0	117.9	17.76	127.8	21.03	139.2	24.51	151.2	27.60	155.7	28.29	162.0	28.98	166.2	29.49	
		633.6	117.9	17.25	127.8	20.61	139.2	24.00	151.2	27.09	155.7	27.72	162.0	28.47	166.2	28.74	
		720.0	117.9	16.50	127.8	19.98	139.2	23.25	151.2	26.31	155.7	26.88	162.0	27.72	166.2	27.63	
		230.4	114.6	21.27	124.2	24.69	135.3	28.74	147.0	32.37	151.5	33.12	157.2	33.93	161.7	34.56	
	35	288.0	114.6	20.91	124.2	24.36	135.3	28.35	147.0	31.95	151.5	32.67	157.2	33.48	161.7	34.11	
		576.0	114.6	19.14	124.2	22.68	135.3	26.46	147.0	29.79	151.5	30.48	157.2	31.26	161.7	31.83	
		633.6	114.6	18.60	124.2	22.23	135.3	25.89	147.0	29.22	151.5	29.94	157.2	30.69	161.7	30.99	
		720.0	114.6	17.79	124.2	21.57	135.3	25.05	147.0	28.38	151.5	29.13	157.2	29.85	161.7	29.73	
		230.4	111.3	24.42	120.6	28.35	131.4	33.00	142.8	37.20	147.3	38.07	152.7	39.00	157.2	39.69	
	40	288.0	111.3	24.03	120.6	27.96	131.4	32.58	142.8	36.69	147.3	37.56	152.7	38.49	157.2	39.18	
		576.0	111.3	21.99	120.6	26.07	131.4	30.42	142.8	34.20	147.3	35.04	152.7	35.91	157.2	36.60	
		633.6	111.3	21.36	120.6	25.53	131.4	29.79	142.8	33.57	147.3	34.35	152.7	35.28	157.2	35.61	
		720.0	111.3	20.43	120.6	24.72	131.4	28.83	142.8	32.61	147.3	33.30	152.7	34.32	157.2	34.11	
		230.4	108.0	27.57	117.3	32.01	127.5	37.23	138.6	42.03	142.8	42.99	148.2	44.07	152.7	44.79	
	45	288.0	108.0	27.12	117.3	31.59	127.5	36.75	138.6	41.46	142.8	42.42	148.2	43.50	152.7	44.22	
		576.0	108.0	24.84	117.3	29.43	127.5	34.35	138.6	38.61	142.8	39.63	148.2	40.56	152.7	41.34	
		633.6	108.0	24.12	117.3	28.86	127.5	33.66	138.6	37.92	142.8	38.76	148.2	39.87	152.7	40.26	
		720.0	108.0	23.04	117.3	27.99	127.5	32.64	138.6	36.90	142.8	37.44	148.2	38.82	152.7	38.64	
		230.4	104.7	6.66	113.4	7.59	123.6	8.82	134.4	10.11	138.3	10.23	143.7	10.53	147.9	10.62	
	80	10	288.0	104.7	6.54	113.4	7.50	123.6	8.73	134.4	9.96	138.3	10.11	143.7	10.38	147.9	10.50
			576.0	104.7	5.88	113.4	7.11	123.6	8.22	134.4	9.21	138.3	9.48	143.7	9.63	147.9	9.81
			633.6	104.7	5.85	113.4	6.90	123.6	8.04	134.4	9.03	138.3	9.18	143.7	9.48	147.9	9.60
			720.0	104.7	5.79	113.4	6.57	123.6	7.77	134.4	8.76	138.3	8.73	143.7	9.27	147.9	9.30
			230.4	104.7	8.94	113.4	10.35	123.6	12.03	134.4	13.62	138.3	13.89	143.7	14.25	147.9	14.49
		15	288.0	104.7	8.79	113.4	10.23	123.6	11.88	134.4	13.44	138.3	13.71	143.7	14.07	147.9	14.31
			576.0	104.7	8.01	113.4	9.57	123.6	11.10	134.4	12.48	138.3	12.84	143.7	13.11	147.9	13.35
			633.6	104.7	7.86	113.4	9.33	123.6	10.89	134.4	12.27	138.3	12.54	143.7	12.90	147.9	12.99
720.0			104.7	7.65	113.4	8.97	123.6	10.56	134.4	11.94	138.3	12.09	143.7	12.57	147.9	12.45	
230.4			104.7	10.98	113.4	12.81	123.6	14.91	134.4	16.77	138.3	17.16	143.7	17.58	147.9	17.94	
20		288.0	104.7	10.80	113.4	12.63	123.6	14.70	134.4	16.56	138.3	16.95	143.7	17.34	147.9	17.70	
		576.0	104.7	9.90	113.4	11.73	123.6	13.68	134.4	15.42	138.3	15.81	143.7	16.20	147.9	16.50	
		633.6	104.7	9.63	113.4	11.52	123.6	13.41	134.4	15.12	138.3	15.51	143.7	15.93	147.9	16.05	
		720.0	104.7	9.24	113.4	11.19	123.6	13.02	134.4	14.67	138.3	15.06	143.7	15.51	147.9	15.36	
		230.4	104.7	13.44	113.4	15.60	123.6	18.15	134.4	20.43	138.3	20.97	143.7	21.48	147.9	21.81	
25		288.0	104.7	13.23	113.4	15.39	123.6	17.91	134.4	20.16	138.3	20.67	143.7	21.21	147.9	21.54	
		576.0	104.7	12.09	113.4	14.31	123.6	16.71	134.4	18.84	138.3	19.23	143.7	19.77	147.9	20.10	
		633.6	104.7	11.73	113.4	14.04	123.6	16.38	134.4	18.45	138.3	18.90	143.7	19.41	147.9	19.59	

7. Capacity Tables

Combi. (%)	Inlet Water Temp. (°C)	Water Flow Rate (LPM)	Indoor Air Temp. (°C, DB/WB)														
			20.0 / 14.0		23.0 / 16.0		26.0 / 18.0		27.0 / 19.0		28.0 / 20.0		30.0 / 22.0		32.0 / 24.0		
			TC	PI	TC	PI	TC	PI	TC	PI	TC	PI	TC	PI	TC	PI	
80	25	720.0	104.7	11.58	113.4	13.89	123.6	16.20	134.4	18.24	138.3	18.72	143.7	19.23	147.9	19.32	
	30	230.4	104.7	16.47	113.4	19.14	123.6	22.35	134.4	25.14	138.3	25.71	143.7	26.37	147.9	26.88	
		288.0	104.7	16.20	113.4	18.90	123.6	22.05	134.4	24.81	138.3	25.38	143.7	26.01	147.9	26.52	
		576.0	104.7	14.88	113.4	17.64	123.6	20.55	134.4	23.13	138.3	23.70	143.7	24.27	147.9	24.75	
		633.6	104.7	14.49	113.4	17.25	123.6	20.10	134.4	22.68	138.3	23.25	143.7	23.82	147.9	24.12	
		720.0	104.7	13.92	113.4	16.68	123.6	19.44	134.4	21.99	138.3	22.59	143.7	23.16	147.9	23.16	
	35	230.4	104.7	18.33	113.4	21.30	123.6	24.78	134.4	27.93	138.3	28.65	143.7	29.34	147.9	29.85	
		288.0	104.7	18.03	113.4	21.03	123.6	24.45	134.4	27.57	138.3	28.26	143.7	28.95	147.9	29.46	
		576.0	104.7	16.56	113.4	19.59	123.6	22.86	134.4	25.71	138.3	26.34	143.7	26.97	147.9	27.48	
		633.6	104.7	16.08	113.4	19.17	123.6	22.38	134.4	25.20	138.3	25.83	143.7	26.52	147.9	26.73	
		720.0	104.7	15.36	113.4	18.54	123.6	21.66	134.4	24.45	138.3	25.05	143.7	25.83	147.9	25.62	
	40	230.4	104.7	21.75	113.4	25.26	123.6	29.40	134.4	33.12	138.3	33.87	143.7	34.74	147.9	35.34	
		288.0	104.7	21.39	113.4	24.93	123.6	29.01	134.4	32.67	138.3	33.42	143.7	34.29	147.9	34.86	
		576.0	104.7	19.59	113.4	23.19	123.6	27.03	134.4	30.48	138.3	31.14	143.7	31.95	147.9	32.52	
		633.6	104.7	19.02	113.4	22.74	123.6	26.46	134.4	29.85	138.3	30.57	143.7	31.38	147.9	31.68	
		720.0	104.7	18.15	113.4	22.08	123.6	25.62	134.4	28.89	138.3	29.70	143.7	30.54	147.9	30.42	
	45	230.4	104.7	25.14	113.4	29.25	123.6	34.02	134.4	38.31	138.3	39.12	143.7	40.17	147.9	40.80	
		288.0	104.7	24.72	113.4	28.83	123.6	33.54	134.4	37.80	138.3	38.58	143.7	39.63	147.9	40.26	
		576.0	104.7	22.62	113.4	26.79	123.6	31.20	134.4	35.22	138.3	35.97	143.7	36.93	147.9	37.56	
		633.6	104.7	21.93	113.4	26.28	123.6	30.51	134.4	34.47	138.3	35.34	143.7	36.24	147.9	36.60	
		720.0	104.7	20.88	113.4	25.50	123.6	29.46	134.4	33.36	138.3	34.38	143.7	35.22	147.9	35.16	
	70	10	230.4	91.80	5.43	99.30	6.33	108.3	7.32	117.6	8.25	121.2	8.58	125.7	8.79	129.3	8.82
			288.0	91.80	5.34	99.30	6.24	108.3	7.23	117.6	8.16	121.2	8.46	125.7	8.67	129.3	8.73
			576.0	91.80	4.95	99.30	5.79	108.3	6.78	117.6	7.71	121.2	7.89	125.7	8.10	129.3	8.22
			633.6	91.80	4.86	99.30	5.67	108.3	6.66	117.6	7.50	121.2	7.65	125.7	7.86	129.3	7.98
720.0			91.80	4.74	99.30	5.49	108.3	6.48	117.6	7.20	121.2	7.29	125.7	7.50	129.3	7.62	
15		230.4	91.80	7.41	99.30	8.61	108.3	10.02	117.6	11.28	121.2	11.58	125.7	11.88	129.3	12.03	
		288.0	91.80	7.29	99.30	8.49	108.3	9.90	117.6	11.13	121.2	11.43	125.7	11.73	129.3	11.88	
		576.0	91.80	6.69	99.30	7.89	108.3	9.21	117.6	10.41	121.2	10.65	125.7	10.95	129.3	11.10	
		633.6	91.80	6.54	99.30	7.74	108.3	9.06	117.6	10.20	121.2	10.41	125.7	10.71	129.3	10.83	
		720.0	91.80	6.33	99.30	7.53	108.3	8.85	117.6	9.87	121.2	10.05	125.7	10.35	129.3	10.41	
20		230.4	91.80	9.18	99.30	10.65	108.3	12.39	117.6	13.98	121.2	14.25	125.7	14.61	129.3	14.91	
		288.0	91.80	9.03	99.30	10.50	108.3	12.24	117.6	13.80	121.2	14.07	125.7	14.43	129.3	14.70	
		576.0	91.80	8.25	99.30	9.78	108.3	11.40	117.6	12.84	121.2	13.11	125.7	13.47	129.3	13.68	
		633.6	91.80	8.01	99.30	9.57	108.3	11.16	117.6	12.60	121.2	12.90	125.7	13.23	129.3	13.35	
		720.0	91.80	7.65	99.30	9.27	108.3	10.80	117.6	12.24	121.2	12.57	125.7	12.87	129.3	12.87	
25		230.4	91.80	11.16	99.30	12.99	108.3	15.06	117.6	17.01	121.2	17.40	125.7	17.79	129.3	18.15	
		288.0	91.80	10.98	99.30	12.81	108.3	14.88	117.6	16.77	121.2	17.19	125.7	17.58	129.3	17.91	
		576.0	91.80	10.08	99.30	11.91	108.3	13.92	117.6	15.63	121.2	16.05	125.7	16.44	129.3	16.71	
		633.6	91.80	9.78	99.30	11.67	108.3	13.62	117.6	15.36	121.2	15.69	125.7	16.08	129.3	16.26	
		720.0	91.80	9.66	99.30	11.58	108.3	13.50	117.6	15.21	121.2	15.51	125.7	15.93	129.3	16.02	
30		230.4	91.80	13.74	99.30	15.96	108.3	18.57	117.6	20.88	121.2	21.42	125.7	21.93	129.3	22.35	
		288.0	91.80	13.50	99.30	15.75	108.3	18.33	117.6	20.61	121.2	21.15	125.7	21.66	129.3	22.05	
		576.0	91.80	12.36	99.30	14.67	108.3	17.07	117.6	19.23	121.2	19.71	125.7	20.22	129.3	20.55	
		633.6	91.80	12.03	99.30	14.37	108.3	16.71	117.6	18.84	121.2	19.35	125.7	19.80	129.3	20.04	
		720.0	91.80	11.52	99.30	13.92	108.3	16.17	117.6	18.27	121.2	18.81	125.7	19.17	129.3	19.29	
35		230.4	91.80	15.24	99.30	17.67	108.3	20.67	117.6	23.22	121.2	23.82	125.7	24.39	129.3	24.78	
		288.0	91.80	15.00	99.30	17.46	108.3	20.40	117.6	22.92	121.2	23.49	125.7	24.06	129.3	24.45	
		576.0	91.80	13.74	99.30	16.32	108.3	18.96	117.6	21.36	121.2	21.87	125.7	22.44	129.3	22.86	
		633.6	91.80	13.35	99.30	15.93	108.3	18.60	117.6	20.97	121.2	21.48	125.7	22.05	129.3	22.29	
		720.0	91.80	12.78	99.30	15.33	108.3	18.06	117.6	20.40	121.2	20.91	125.7	21.45	129.3	21.42	
40		230.4	91.80	18.06	99.30	20.94	108.3	24.45	117.6	27.54	121.2	28.17	125.7	28.86	129.3	29.37	
		288.0	91.80	17.76	99.30	20.67	108.3	24.12	117.6	27.18	121.2	27.81	125.7	28.47	129.3	28.98	
		576.0	91.80	16.26	99.30	19.29	108.3	22.50	117.6	25.32	121.2	25.95	125.7	26.58	129.3	27.09	
		633.6	91.80	15.81	99.30	18.90	108.3	21.99	117.6	24.81	121.2	25.44	125.7	26.10	129.3	26.34	

7. Capacity Tables

Combi. (%)	Inlet Water Temp. (°C)	Water Flow Rate (LPM)	Indoor Air Temp. (°C, DB/WB)														
			20.0 / 14.0		23.0 / 16.0		26.0 / 18.0		27.0 / 19.0		28.0 / 20.0		30.0 / 22.0		32.0 / 24.0		
			TC	PI	TC	PI	TC	PI	TC	PI	TC	PI	TC	PI	TC	PI	
70	40	720.0	91.80	15.12	99.30	18.33	108.3	21.24	117.6	24.03	121.2	24.69	125.7	25.38	129.3	25.20	
		230.4	91.80	20.85	99.30	24.21	108.3	28.20	117.6	31.86	121.2	32.52	125.7	33.36	129.3	33.99	
	45	288.0	91.80	20.52	99.30	23.88	108.3	27.84	117.6	31.44	121.2	32.10	125.7	32.91	129.3	33.54	
		576.0	91.80	18.78	99.30	22.29	108.3	26.07	117.6	29.25	121.2	30.00	125.7	30.69	129.3	31.32	
		633.6	91.80	18.27	99.30	21.87	108.3	25.38	117.6	28.62	121.2	29.37	125.7	30.18	129.3	30.42	
		720.0	91.80	17.52	99.30	21.24	108.3	24.36	117.6	27.66	121.2	28.41	125.7	29.43	129.3	29.07	
60	10	230.4	78.60	4.32	85.20	5.04	92.70	5.79	100.8	6.66	103.8	6.84	108.0	6.93	111.0	7.02	
		288.0	78.60	4.26	85.20	4.98	92.70	5.73	100.8	6.57	103.8	6.72	108.0	6.84	111.0	6.96	
		576.0	78.60	3.90	85.20	4.62	92.70	5.46	100.8	6.12	103.8	6.21	108.0	6.45	111.0	6.57	
		633.6	78.60	3.75	85.20	4.56	92.70	5.34	100.8	6.00	103.8	6.12	108.0	6.27	111.0	6.39	
		720.0	78.60	3.51	85.20	4.47	92.70	5.16	100.8	5.82	103.8	6.00	108.0	6.00	111.0	6.12	
	15	230.4	78.60	5.91	85.20	6.87	92.70	7.95	100.8	9.03	103.8	9.27	108.0	9.42	111.0	9.60	
		288.0	78.60	5.82	85.20	6.78	92.70	7.86	100.8	8.91	103.8	9.15	108.0	9.30	111.0	9.48	
		576.0	78.60	5.34	85.20	6.30	92.70	7.38	100.8	8.31	103.8	8.49	108.0	8.70	111.0	8.88	
		633.6	78.60	5.16	85.20	6.18	92.70	7.23	100.8	8.13	103.8	8.31	108.0	8.52	111.0	8.64	
	20	230.4	78.60	7.29	85.20	8.52	92.70	9.90	100.8	11.10	103.8	11.40	108.0	11.64	111.0	11.88	
		288.0	78.60	7.17	85.20	8.40	92.70	9.78	100.8	10.95	103.8	11.25	108.0	11.49	111.0	11.73	
		576.0	78.60	6.60	85.20	7.80	92.70	9.12	100.8	10.26	103.8	10.47	108.0	10.71	111.0	10.95	
		633.6	78.60	6.42	85.20	7.62	92.70	8.88	100.8	10.02	103.8	10.26	108.0	10.53	111.0	10.65	
	25	230.4	78.60	8.88	85.20	10.38	92.70	12.06	100.8	13.56	103.8	13.86	108.0	14.19	111.0	14.49	
		288.0	78.60	8.73	85.20	10.23	92.70	11.88	100.8	13.38	103.8	13.68	108.0	14.01	111.0	14.31	
		576.0	78.60	8.01	85.20	9.51	92.70	11.04	100.8	12.48	103.8	12.78	108.0	13.11	111.0	13.35	
		633.6	78.60	7.80	85.20	9.27	92.70	10.83	100.8	12.21	103.8	12.54	108.0	12.84	111.0	12.99	
	30	230.4	78.60	10.92	85.20	12.69	92.70	14.79	100.8	16.65	103.8	17.04	108.0	17.46	111.0	17.82	
		288.0	78.60	10.74	85.20	12.51	92.70	14.61	100.8	16.44	103.8	16.83	108.0	17.22	111.0	17.58	
		576.0	78.60	9.84	85.20	11.67	92.70	13.62	100.8	15.36	103.8	15.69	108.0	16.08	111.0	16.38	
		633.6	78.60	9.57	85.20	11.46	92.70	13.35	100.8	15.06	103.8	15.42	108.0	15.81	111.0	15.99	
	35	230.4	78.60	12.15	85.20	14.16	92.70	16.47	100.8	18.51	103.8	18.96	108.0	19.44	111.0	19.80	
		288.0	78.60	11.94	85.20	13.95	92.70	16.26	100.8	18.27	103.8	18.72	108.0	19.17	111.0	19.53	
		576.0	78.60	10.95	85.20	12.99	92.70	15.12	100.8	17.07	103.8	17.46	108.0	17.88	111.0	18.21	
		633.6	78.60	10.65	85.20	12.72	92.70	14.82	100.8	16.71	103.8	17.13	108.0	17.58	111.0	17.76	
	40	230.4	78.60	14.37	85.20	16.71	92.70	19.50	100.8	21.96	103.8	22.47	108.0	22.98	111.0	23.46	
		288.0	78.60	14.13	85.20	16.50	92.70	19.23	100.8	21.66	103.8	22.17	108.0	22.68	111.0	23.16	
		576.0	78.60	12.99	85.20	15.42	92.70	17.91	100.8	20.16	103.8	20.67	108.0	21.18	111.0	21.60	
		633.6	78.60	12.60	85.20	15.06	92.70	17.58	100.8	19.77	103.8	20.28	108.0	20.79	111.0	21.03	
	45	230.4	78.60	16.56	85.20	19.23	92.70	22.53	100.8	25.41	103.8	25.95	108.0	26.52	111.0	27.12	
		288.0	78.60	16.32	85.20	18.99	92.70	22.23	100.8	25.05	103.8	25.62	108.0	26.19	111.0	26.76	
		576.0	78.60	15.06	85.20	17.82	92.70	20.73	100.8	23.25	103.8	23.88	108.0	24.51	111.0	24.96	
		633.6	78.60	14.55	85.20	17.40	92.70	20.34	100.8	22.80	103.8	23.43	108.0	24.00	111.0	24.27	
	50	10	230.4	65.40	3.21	70.80	3.75	77.40	4.50	84.00	4.92	86.40	5.01	90.00	5.22	92.40	5.25
			288.0	65.40	3.15	70.80	3.69	77.40	4.44	84.00	4.86	86.40	4.98	90.00	5.13	92.40	5.19
			576.0	65.40	2.85	70.80	3.48	77.40	4.08	84.00	4.56	86.40	4.74	90.00	4.74	92.40	4.86
			633.6	65.40	2.82	70.80	3.48	77.40	3.96	84.00	4.47	86.40	4.50	90.00	4.68	92.40	4.68
		15	720.0	65.40	2.79	70.80	3.48	77.40	3.78	84.00	4.32	86.40	4.14	90.00	4.59	92.40	4.41
			230.4	65.40	4.38	70.80	5.13	77.40	6.00	84.00	6.69	86.40	6.87	90.00	7.05	92.40	7.17
			288.0	65.40	4.32	70.80	5.07	77.40	5.91	84.00	6.60	86.40	6.78	90.00	6.96	92.40	7.08
			576.0	65.40	3.96	70.80	4.71	77.40	5.49	84.00	6.18	86.40	6.36	90.00	6.48	92.40	6.60
	633.6	65.40	3.84	70.80	4.65	77.40	5.37	84.00	6.06	86.40	6.18	90.00	6.36	92.40	6.42		

7. Capacity Tables

Combi. (%)	Inlet Water Temp. (°C)	Water Flow Rate (LPM)	Indoor Air Temp. (°C, DB/WB)													
			20.0 / 14.0		23.0 / 16.0		26.0 / 18.0		27.0 / 19.0		28.0 / 20.0		30.0 / 22.0		32.0 / 24.0	
			TC	PI	TC	PI	TC	PI	TC	PI	TC	PI	TC	PI	TC	PI
50	15	720.0	65.40	3.66	70.80	4.56	77.40	5.19	84.00	5.88	86.40	5.91	90.00	6.18	92.40	6.15
	20	230.4	65.40	5.43	70.80	6.36	77.40	7.32	84.00	8.25	86.40	8.52	90.00	8.67	92.40	8.85
		288.0	65.40	5.34	70.80	6.27	77.40	7.23	84.00	8.16	86.40	8.40	90.00	8.55	92.40	8.73
		576.0	65.40	4.92	70.80	5.79	77.40	6.75	84.00	7.62	86.40	7.80	90.00	8.01	92.40	8.13
		633.6	65.40	4.74	70.80	5.67	77.40	6.63	84.00	7.50	86.40	7.68	90.00	7.86	92.40	7.95
		720.0	65.40	4.47	70.80	5.49	77.40	6.45	84.00	7.32	86.40	7.50	90.00	7.65	92.40	7.68
	25	230.4	65.40	6.60	70.80	7.68	77.40	8.97	84.00	10.14	86.40	10.38	90.00	10.59	92.40	10.74
		288.0	65.40	6.51	70.80	7.59	77.40	8.85	84.00	9.99	86.40	10.23	90.00	10.44	92.40	10.62
		576.0	65.40	5.97	70.80	7.11	77.40	8.25	84.00	9.27	86.40	9.51	90.00	9.75	92.40	9.96
		633.6	65.40	5.79	70.80	6.93	77.40	8.07	84.00	9.12	86.40	9.33	90.00	9.57	92.40	9.69
		720.0	65.40	5.70	70.80	6.84	77.40	7.98	84.00	9.03	86.40	9.24	90.00	9.48	92.40	9.54
	30	230.4	65.40	8.19	70.80	9.48	77.40	11.07	84.00	12.45	86.40	12.75	90.00	13.02	92.40	13.26
		288.0	65.40	8.04	70.80	9.36	77.40	10.92	84.00	12.30	86.40	12.57	90.00	12.87	92.40	13.08
		576.0	65.40	7.32	70.80	8.70	77.40	10.14	84.00	11.46	86.40	11.67	90.00	12.03	92.40	12.21
		633.6	65.40	7.17	70.80	8.52	77.40	9.96	84.00	11.22	86.40	11.52	90.00	11.79	92.40	11.91
		720.0	65.40	6.96	70.80	8.25	77.40	9.69	84.00	10.86	86.40	11.28	90.00	11.43	92.40	11.46
	35	230.4	65.40	9.06	70.80	10.53	77.40	12.30	84.00	13.80	86.40	14.16	90.00	14.49	92.40	14.73
		288.0	65.40	8.91	70.80	10.38	77.40	12.12	84.00	13.62	86.40	13.95	90.00	14.31	92.40	14.55
		576.0	65.40	8.19	70.80	9.69	77.40	11.28	84.00	12.72	86.40	12.99	90.00	13.35	92.40	13.56
		633.6	65.40	7.95	70.80	9.51	77.40	11.04	84.00	12.48	86.40	12.78	90.00	13.11	92.40	13.23
		720.0	65.40	7.59	70.80	9.24	77.40	10.68	84.00	12.12	86.40	12.45	90.00	12.75	92.40	12.75
	40	230.4	65.40	10.74	70.80	12.45	77.40	14.55	84.00	16.35	86.40	16.77	90.00	17.16	92.40	17.46
		288.0	65.40	10.56	70.80	12.30	77.40	14.34	84.00	16.14	86.40	16.56	90.00	16.95	92.40	17.22
		576.0	65.40	9.69	70.80	11.46	77.40	13.35	84.00	15.06	86.40	15.42	90.00	15.81	92.40	16.08
		633.6	65.40	9.39	70.80	11.22	77.40	13.11	84.00	14.79	86.40	15.12	90.00	15.51	92.40	15.63
		720.0	65.40	8.94	70.80	10.86	77.40	12.75	84.00	14.40	86.40	14.67	90.00	15.06	92.40	14.94
	45	230.4	65.40	12.45	70.80	14.37	77.40	16.83	84.00	18.93	86.40	19.38	90.00	19.86	92.40	20.19
		288.0	65.40	12.24	70.80	14.19	77.40	16.59	84.00	18.69	86.40	19.11	90.00	19.59	92.40	19.92
		576.0	65.40	11.16	70.80	13.23	77.40	15.42	84.00	17.40	86.40	17.82	90.00	18.27	92.40	18.60
		633.6	65.40	10.83	70.80	12.93	77.40	15.18	84.00	17.07	86.40	17.46	90.00	17.91	92.40	18.03
		720.0	65.40	10.32	70.80	12.48	77.40	14.82	84.00	16.59	86.40	16.92	90.00	17.37	92.40	17.16

Note

- TC: Total Capacity(kW), PI : Power Input(kW)
- Capacity tables show the average value of conditions which may occur.
- The minimum flow rate of the product is based on 50% of the rated flow rate or the value indicated in the specification table, whichever is greater. However, when the 'Variable Water Flow Valve Control KIT' is applied, the minimum flow rate is allowed to 40% (gray colored area) of the rated flow rate.
- If the flow rate is less than minimum flow rate and the indoor unit combination ratio exceeds 130%, ask to LG Electronics even if the 'Variable Water Flow Valve Control KIT' is applied.

7. Capacity Tables

7.2 Heating Operation : Standard

CRWM080LAS5

Combi. (%)	Inlet Water Temp. (°C)	Water Flow Rate (LPM)	Indoor Air Temp. (°C, DB)											
			16.0		18.0		20.0		21.0		22.0		24.0	
			TC	PI	TC	PI	TC	PI	TC	PI	TC	PI	TC	PI
130	-5	30.8	11.90	3.67	11.80	3.45	11.80	3.21	11.60	3.12	11.70	3.04	11.40	2.72
		57.0	13.00	3.85	12.90	3.64	12.90	3.41	12.70	3.31	12.80	3.22	12.50	2.89
		77.0	13.90	3.98	13.80	3.78	13.80	3.56	13.60	3.46	13.70	3.36	13.40	3.02
		96.3	15.40	4.24	15.30	4.04	15.20	3.84	15.00	3.74	15.20	3.63	14.80	3.25
		115.5	16.20	4.36	16.00	4.17	15.90	3.98	15.70	3.88	15.90	3.76	15.50	3.37
	0	30.8	21.30	5.01	20.80	4.86	20.40	4.71	19.90	4.57	20.00	4.45	19.10	3.98
		57.0	21.60	5.05	21.10	4.89	20.70	4.74	20.20	4.61	20.30	4.48	19.40	4.01
		77.0	21.90	5.08	21.40	4.92	21.00	4.77	20.50	4.64	20.60	4.51	19.70	4.04
		96.3	22.30	5.08	21.70	4.92	21.30	4.77	20.80	4.64	20.90	4.51	19.90	4.04
		115.5	22.40	5.08	21.90	4.92	21.50	4.77	21.00	4.64	21.00	4.51	20.10	4.04
	5	30.8	30.70	5.39	30.20	5.26	29.60	5.12	28.80	4.98	28.10	4.84	26.50	4.33
		57.0	31.00	5.46	30.40	5.33	29.60	5.19	28.80	5.05	28.10	4.91	26.50	4.40
		77.0	31.20	5.51	30.50	5.38	29.60	5.25	28.80	5.11	28.10	4.96	26.50	4.45
		96.3	31.40	5.55	30.60	5.41	29.60	5.29	28.80	5.14	28.10	5.00	26.50	4.48
		115.5	31.50	5.56	30.60	5.43	29.60	5.30	28.80	5.16	28.10	5.01	26.50	4.49
	10	30.8	30.70	4.90	30.20	4.74	29.50	4.65	28.70	4.55	28.00	4.39	26.40	3.96
		57.0	31.20	4.88	30.60	4.75	29.80	4.67	29.00	4.54	28.30	4.38	26.70	3.95
		77.0	31.60	4.86	30.90	4.76	30.10	4.69	29.30	4.54	28.50	4.38	26.90	3.95
		96.3	31.80	4.92	31.10	4.83	30.30	4.71	29.40	4.56	28.70	4.45	27.10	4.13
		115.5	31.90	4.96	31.20	4.86	30.40	4.72	29.50	4.57	28.80	4.48	27.20	4.23
	15	30.8	30.80	4.42	30.20	4.23	29.40	4.19	28.60	4.12	27.80	3.94	26.30	3.59
		57.0	31.50	4.30	30.90	4.18	30.00	4.16	29.30	4.03	28.40	3.85	26.90	3.50
		77.0	32.00	4.20	31.40	4.14	30.50	4.14	29.80	3.96	28.90	3.79	27.40	3.44
		96.3	32.20	4.30	31.70	4.24	30.90	4.14	30.10	3.96	29.30	3.90	27.70	3.79
		115.5	32.30	4.35	31.80	4.28	31.10	4.14	30.20	3.96	29.50	3.95	27.90	3.97
	20	30.8	31.90	4.05	31.30	3.87	30.50	3.78	29.70	3.66	28.80	3.58	27.10	3.47
		57.0	32.60	3.97	32.00	3.86	31.20	3.77	30.30	3.71	29.50	3.65	27.80	3.39
		77.0	33.20	3.91	32.60	3.85	31.70	3.77	30.80	3.74	30.10	3.70	28.40	3.33
		96.3	33.30	3.91	32.80	3.85	32.10	3.79	31.20	3.74	30.30	3.70	28.60	3.54
		115.5	33.40	3.91	33.00	3.85	32.30	3.80	31.30	3.74	30.40	3.70	28.70	3.64
	25	30.8	33.70	3.87	32.80	3.75	32.10	3.69	31.50	3.63	30.80	3.58	29.00	3.34
		57.0	33.70	3.82	32.80	3.73	32.10	3.64	31.50	3.59	30.80	3.53	29.00	3.29
		77.0	33.70	3.79	32.80	3.72	32.10	3.61	31.50	3.56	30.80	3.50	29.00	3.26
		96.3	33.70	3.74	32.80	3.63	32.10	3.56	31.50	3.50	30.80	3.44	29.00	3.21
		115.5	33.70	3.71	32.80	3.58	32.10	3.53	31.50	3.47	30.80	3.41	29.00	3.18
	30	30.8	33.70	3.77	32.80	3.58	32.10	3.55	31.50	3.45	30.80	3.42	29.00	3.18
		57.0	33.70	3.68	32.80	3.56	32.10	3.49	31.50	3.42	30.80	3.33	29.00	3.10
		77.0	33.70	3.61	32.80	3.55	32.10	3.44	31.50	3.39	30.80	3.26	29.00	3.04
		96.3	33.70	3.56	32.80	3.45	32.10	3.39	31.50	3.33	30.80	3.26	29.00	3.04
		115.5	33.70	3.53	32.80	3.40	32.10	3.36	31.50	3.29	30.80	3.26	29.00	3.04
	35	30.8	33.70	3.59	32.80	3.47	32.10	3.40	31.50	3.28	30.80	3.17	29.00	2.94
		57.0	33.70	3.50	32.80	3.41	32.10	3.36	31.50	3.24	30.80	3.12	29.00	2.86
		77.0	33.70	3.44	32.80	3.37	32.10	3.33	31.50	3.21	30.80	3.09	29.00	2.80
		96.3	33.70	3.44	32.80	3.34	32.10	3.26	31.50	3.15	30.80	3.04	29.00	2.80
		115.5	33.70	3.44	32.80	3.32	32.10	3.23	31.50	3.12	30.80	3.01	29.00	2.80
	40	30.8	33.70	3.47	32.80	3.36	32.10	3.29	31.50	3.18	30.80	3.07	29.00	2.77
		57.0	33.70	3.39	32.80	3.30	32.10	3.21	31.50	3.10	30.80	2.98	29.00	2.69
		77.0	33.70	3.33	32.80	3.25	32.10	3.15	31.50	3.04	30.80	2.91	29.00	2.63
		96.3	33.70	3.26	32.80	3.20	32.10	3.15	31.50	3.04	30.80	2.91	29.00	2.63
		115.5	33.70	3.23	32.80	3.17	32.10	3.15	31.50	3.04	30.80	2.91	29.00	2.63
	45	30.8	33.70	3.35	32.80	3.24	32.10	3.19	31.50	3.08	30.80	2.96	29.00	2.59

7. Capacity Tables

Combi. (%)	Inlet Water Temp. (°C)	Water Flow Rate (LPM)	Indoor Air Temp. (°C, DB)											
			16.0		18.0		20.0		21.0		22.0		24.0	
			TC	PI	TC	PI	TC	PI	TC	PI	TC	PI	TC	PI
130	45	57.0	33.70	3.27	32.80	3.18	32.10	3.07	31.50	2.96	30.80	2.84	29.00	2.51
		77.0	33.70	3.21	32.80	3.14	32.10	2.98	31.50	2.86	30.80	2.74	29.00	2.45
		96.3	33.70	3.09	32.80	3.06	32.10	3.04	31.50	2.91	30.80	2.80	29.00	2.45
		115.5	33.70	3.03	32.80	3.02	32.10	3.07	31.50	2.94	30.80	2.83	29.00	2.45
120	-5	30.8	11.30	3.67	11.20	3.45	11.20	3.21	11.00	3.08	11.10	2.99	10.80	2.67
		57.0	12.40	3.85	12.30	3.64	12.30	3.41	12.10	3.27	12.20	3.17	11.90	2.84
		77.0	13.30	3.98	13.20	3.78	13.10	3.56	12.90	3.41	13.00	3.31	12.70	2.97
		96.3	14.70	4.24	14.50	4.04	14.40	3.84	14.30	3.68	14.40	3.57	14.00	3.20
		115.5	15.30	4.36	15.20	4.17	15.10	3.98	15.00	3.82	15.10	3.70	14.70	3.31
	0	30.8	20.30	5.01	19.80	4.86	19.30	4.71	18.90	4.51	18.90	4.38	18.10	3.92
		57.0	20.60	5.05	20.10	4.89	19.60	4.74	19.20	4.54	19.20	4.41	18.40	3.95
		77.0	20.80	5.08	20.30	4.92	19.90	4.77	19.50	4.57	19.50	4.44	18.60	3.98
		96.3	21.20	5.08	20.70	4.92	20.20	4.77	19.80	4.57	19.80	4.44	18.90	3.98
		115.5	21.30	5.08	20.80	4.92	20.40	4.77	20.00	4.57	19.90	4.44	19.10	3.98
	5	30.8	29.20	5.39	28.80	5.26	28.10	5.12	27.50	4.90	26.60	4.77	25.10	4.27
		57.0	29.50	5.46	28.90	5.33	28.10	5.19	27.50	4.97	26.60	4.84	25.10	4.33
		77.0	29.70	5.51	29.00	5.38	28.10	5.25	27.50	5.03	26.60	4.89	25.10	4.38
		96.3	29.90	5.55	28.90	5.41	28.10	5.29	27.50	5.07	26.60	4.92	25.10	4.41
		115.5	30.00	5.56	28.80	5.43	28.10	5.30	27.50	5.09	26.60	4.94	25.10	4.42
	10	30.8	29.30	4.84	28.80	4.71	28.10	4.61	27.40	4.47	26.50	4.32	25.10	3.89
		57.0	29.70	4.89	29.10	4.76	28.30	4.66	27.60	4.49	26.70	4.31	25.30	3.90
		77.0	30.00	4.92	29.30	4.80	28.40	4.69	27.80	4.50	26.90	4.31	25.40	3.91
		96.3	30.10	4.91	29.30	4.80	28.60	4.71	27.90	4.52	27.00	4.33	25.50	4.04
		115.5	30.20	4.90	29.20	4.80	28.60	4.72	27.90	4.53	27.00	4.34	25.60	4.11
	15	30.8	29.40	4.29	28.80	4.17	28.00	4.10	27.30	4.04	26.40	3.88	25.00	3.52
		57.0	29.90	4.32	29.30	4.19	28.50	4.12	27.80	3.99	26.80	3.80	25.40	3.47
		77.0	30.20	4.34	29.70	4.21	28.80	4.14	28.10	3.96	27.10	3.74	25.70	3.44
		96.3	30.40	4.27	29.70	4.18	29.00	4.14	28.30	3.96	27.40	3.74	25.90	3.68
		115.5	30.50	4.24	29.60	4.16	29.10	4.14	28.40	3.96	27.50	3.74	26.00	3.79
	20	30.8	30.20	3.86	29.60	3.70	28.70	3.60	28.00	3.55	27.00	3.50	25.60	3.33
		57.0	30.80	3.86	30.10	3.74	29.20	3.65	28.50	3.58	27.50	3.49	26.00	3.29
		77.0	31.20	3.86	30.50	3.77	29.50	3.68	28.80	3.61	27.90	3.49	26.30	3.26
		96.3	31.30	3.83	30.50	3.74	29.80	3.68	29.00	3.61	28.10	3.50	26.50	3.39
		115.5	31.40	3.81	30.50	3.72	29.90	3.68	29.10	3.61	28.10	3.51	26.60	3.45
	25	30.8	31.70	3.65	30.80	3.48	29.80	3.42	29.10	3.34	28.40	3.28	26.80	3.05
		57.0	31.80	3.61	30.80	3.46	29.80	3.40	29.10	3.29	28.40	3.24	26.80	3.01
		77.0	31.80	3.58	30.80	3.45	29.80	3.39	29.10	3.26	28.40	3.21	26.80	2.98
		96.3	31.90	3.45	30.80	3.36	29.80	3.33	29.10	3.26	28.40	3.15	26.80	2.98
		115.5	31.90	3.38	30.80	3.32	29.80	3.29	29.10	3.26	28.40	3.12	26.80	2.98
	30	30.8	31.90	3.49	30.80	3.32	29.80	3.23	29.10	3.10	28.40	3.07	26.80	2.82
		57.0	31.90	3.41	30.80	3.26	29.80	3.18	29.10	3.07	28.40	2.98	26.80	2.77
		77.0	31.90	3.35	30.80	3.22	29.80	3.15	29.10	3.04	28.40	2.91	26.80	2.74
		96.3	31.90	3.24	30.80	3.15	29.80	3.09	29.10	3.04	28.40	2.91	26.80	2.69
		115.5	31.90	3.19	30.80	3.11	29.80	3.06	29.10	3.04	28.40	2.91	26.80	2.66
	35	30.8	31.90	3.34	30.80	3.15	29.80	3.07	29.10	2.94	28.40	2.83	26.80	2.58
		57.0	31.90	3.20	30.80	3.07	29.80	2.98	29.10	2.86	28.40	2.75	26.80	2.54
		77.0	31.90	3.10	30.80	3.01	29.80	2.91	29.10	2.80	28.40	2.69	26.80	2.51
		96.3	31.90	3.07	30.80	2.99	29.80	2.91	29.10	2.80	28.40	2.69	26.80	2.45
		115.5	31.90	3.05	30.80	2.97	29.80	2.91	29.10	2.80	28.40	2.69	26.80	2.42
	40	30.8	31.90	3.24	30.80	3.01	29.80	2.89	29.10	2.77	28.40	2.65	26.80	2.40
		57.0	31.90	3.06	30.80	2.91	29.80	2.80	29.10	2.69	28.40	2.57	26.80	2.37
		77.0	31.90	2.93	30.80	2.84	29.80	2.74	29.10	2.63	28.40	2.51	26.80	2.34
		96.3	31.90	2.89	30.80	2.80	29.80	2.74	29.10	2.63	28.40	2.51	26.80	2.28
		115.5	31.90	2.87	30.80	2.78	29.80	2.74	29.10	2.63	28.40	2.51	26.80	2.24
	45	30.8	31.90	3.14	30.80	2.87	29.80	2.72	29.10	2.59	28.40	2.48	26.80	2.23

7. Capacity Tables

Combi. (%)	Inlet Water Temp. (°C)	Water Flow Rate (LPM)	Indoor Air Temp. (°C, DB)											
			16.0		18.0		20.0		21.0		22.0		24.0	
			TC	PI	TC	PI	TC	PI	TC	PI	TC	PI	TC	PI
120	45	57.0	31.90	2.92	30.80	2.75	29.80	2.63	29.10	2.51	28.40	2.40	26.80	2.19
		77.0	31.90	2.75	30.80	2.66	29.80	2.56	29.10	2.45	28.40	2.34	26.80	2.16
		96.3	31.90	2.72	30.80	2.61	29.80	2.56	29.10	2.45	28.40	2.34	26.80	2.10
		115.5	31.90	2.70	30.80	2.59	29.80	2.56	29.10	2.45	28.40	2.34	26.80	2.07
110	-5	30.8	10.70	3.71	10.70	3.45	10.60	3.21	10.50	3.08	10.50	2.99	10.30	2.67
		57.0	11.70	3.89	11.70	3.64	11.60	3.41	11.50	3.27	11.50	3.17	11.30	2.84
		77.0	12.50	4.03	12.50	3.78	12.40	3.56	12.30	3.41	12.30	3.31	12.00	2.97
		96.3	13.90	4.29	13.80	4.04	13.70	3.84	13.50	3.68	13.50	3.57	13.30	3.20
		115.5	14.50	4.42	14.40	4.17	14.30	3.98	14.20	3.82	14.20	3.70	13.90	3.31
	0	30.8	19.20	5.08	18.70	4.86	18.30	4.71	18.00	4.51	17.80	4.38	17.20	3.92
		57.0	19.50	5.11	19.00	4.89	18.60	4.74	18.30	4.54	18.10	4.41	17.50	3.95
		77.0	19.70	5.14	19.30	4.92	18.90	4.77	18.50	4.57	18.40	4.44	17.70	3.98
		96.3	20.00	5.14	19.60	4.92	19.20	4.77	18.80	4.57	18.60	4.44	17.90	3.98
		115.5	20.20	5.14	19.80	4.92	19.30	4.77	18.90	4.57	18.80	4.44	18.00	3.98
	5	30.8	27.90	5.46	27.30	5.26	26.60	5.12	26.00	4.90	25.00	4.77	23.80	4.27
		57.0	28.20	5.53	27.40	5.33	26.70	5.19	26.00	4.97	25.00	4.84	23.80	4.33
		77.0	28.40	5.58	27.50	5.38	26.70	5.25	26.00	5.03	25.00	4.89	23.80	4.38
		96.3	28.60	5.62	27.60	5.41	26.70	5.29	26.00	5.07	25.00	4.92	23.80	4.41
		115.5	28.70	5.64	27.60	5.43	26.70	5.30	26.00	5.09	25.00	4.94	23.80	4.42
	10	30.8	28.00	4.90	27.40	4.73	26.60	4.63	26.00	4.47	25.00	4.32	23.80	3.89
		57.0	28.30	4.92	27.60	4.77	26.70	4.66	26.10	4.49	25.10	4.31	23.90	3.90
		77.0	28.60	4.94	27.70	4.80	26.80	4.69	26.20	4.50	25.20	4.31	23.90	3.91
		96.3	28.70	4.94	27.80	4.80	26.90	4.68	26.30	4.49	25.20	4.33	24.00	3.95
		115.5	28.80	4.94	27.90	4.80	27.00	4.68	26.30	4.48	25.30	4.34	24.00	3.97
	15	30.8	28.10	4.33	27.40	4.21	26.60	4.14	26.00	4.04	25.00	3.88	23.80	3.52
		57.0	28.40	4.31	27.70	4.21	26.80	4.14	26.20	3.99	25.20	3.80	24.00	3.47
		77.0	28.70	4.30	27.90	4.21	27.00	4.14	26.30	3.96	25.40	3.74	24.10	3.44
		96.3	28.90	4.27	28.00	4.18	27.10	4.09	26.40	3.91	25.40	3.74	24.20	3.50
		115.5	29.00	4.26	28.10	4.16	27.20	4.06	26.50	3.88	25.50	3.74	24.30	3.53
	20	30.8	28.70	3.74	27.90	3.65	27.00	3.56	26.20	3.50	25.30	3.40	24.00	3.18
		57.0	29.10	3.76	28.10	3.65	27.20	3.56	26.50	3.50	25.50	3.36	24.20	3.16
		77.0	29.40	3.78	28.30	3.65	27.40	3.56	26.70	3.50	25.70	3.33	24.40	3.15
		96.3	29.60	3.78	28.60	3.65	27.50	3.56	26.80	3.44	25.80	3.33	24.50	3.15
		115.5	29.70	3.78	28.70	3.65	27.60	3.56	26.90	3.41	25.90	3.33	24.50	3.15
	25	30.8	29.50	3.40	28.70	3.28	27.50	3.23	26.90	3.10	26.00	2.99	24.60	2.74
		57.0	29.70	3.38	28.70	3.24	27.50	3.18	26.90	3.07	26.00	2.94	24.60	2.74
		77.0	29.80	3.37	28.70	3.21	27.50	3.15	26.90	3.04	26.00	2.91	24.60	2.74
		96.3	30.00	3.37	28.70	3.22	27.50	3.09	26.90	3.04	26.00	2.86	24.60	2.69
		115.5	30.10	3.37	28.70	3.23	27.50	3.06	26.90	3.04	26.00	2.83	24.60	2.66
	30	30.8	30.00	3.10	28.70	2.99	27.50	2.88	26.90	2.82	26.00	2.64	24.60	2.47
		57.0	30.00	3.07	28.70	2.94	27.50	2.83	26.90	2.77	26.00	2.59	24.60	2.42
		77.0	30.00	3.04	28.70	2.91	27.50	2.80	26.90	2.74	26.00	2.56	24.60	2.39
		96.3	30.00	3.01	28.70	2.86	27.50	2.74	26.90	2.69	26.00	2.56	24.60	2.39
		115.5	30.00	3.00	28.70	2.83	27.50	2.71	26.90	2.66	26.00	2.56	24.60	2.39
	35	30.8	30.00	2.94	28.70	2.75	27.50	2.64	26.90	2.53	26.00	2.40	24.60	2.23
		57.0	30.00	2.86	28.70	2.72	27.50	2.59	26.90	2.48	26.00	2.37	24.60	2.19
		77.0	30.00	2.80	28.70	2.69	27.50	2.56	26.90	2.45	26.00	2.34	24.60	2.16
		96.3	30.00	2.73	28.70	2.63	27.50	2.51	26.90	2.45	26.00	2.34	24.60	2.16
		115.5	30.00	2.69	28.70	2.59	27.50	2.48	26.90	2.45	26.00	2.34	24.60	2.16
	40	30.8	30.00	2.77	28.70	2.65	27.50	2.48	26.90	2.35	26.00	2.23	24.60	2.05
		57.0	30.00	2.69	28.70	2.57	27.50	2.40	26.90	2.31	26.00	2.19	24.60	2.02
		77.0	30.00	2.63	28.70	2.51	27.50	2.34	26.90	2.28	26.00	2.16	24.60	1.99
		96.3	30.00	2.59	28.70	2.45	27.50	2.34	26.90	2.21	26.00	2.10	24.60	1.93
		115.5	30.00	2.57	28.70	2.42	27.50	2.34	26.90	2.18	26.00	2.07	24.60	1.89
	45	30.8	30.00	2.59	28.70	2.55	27.50	2.32	26.90	2.18	26.00	2.05	24.60	1.88

7. Capacity Tables

Combi. (%)	Inlet Water Temp. (°C)	Water Flow Rate (LPM)	Indoor Air Temp. (°C, DB)											
			16.0		18.0		20.0		21.0		22.0		24.0	
			TC	PI	TC	PI	TC	PI	TC	PI	TC	PI	TC	PI
110	45	57.0	30.00	2.51	28.70	2.43	27.50	2.20	26.90	2.13	26.00	2.02	24.60	1.84
		77.0	30.00	2.45	28.70	2.34	27.50	2.10	26.90	2.10	26.00	1.99	24.60	1.81
		96.3	30.00	2.45	28.70	2.28	27.50	2.16	26.90	1.99	26.00	1.86	24.60	1.69
		115.5	30.00	2.45	28.70	2.24	27.50	2.19	26.90	1.93	26.00	1.80	24.60	1.63
100	-5	30.8	10.10	3.71	10.10	3.50	10.00	3.21	9.90	3.08	9.80	2.94	9.60	2.67
		57.0	11.10	3.89	11.10	3.69	11.00	3.41	10.90	3.27	10.80	3.12	10.60	2.84
		77.0	11.90	4.03	11.80	3.83	11.70	3.56	11.60	3.41	11.50	3.26	11.30	2.97
		96.3	13.10	4.29	13.00	4.10	12.90	3.84	12.80	3.68	12.70	3.52	12.50	3.20
		115.5	13.70	4.42	13.60	4.23	13.60	3.98	13.40	3.82	13.30	3.65	13.10	3.31
	0	30.8	18.10	5.08	17.70	4.93	17.30	4.71	17.00	4.51	16.70	4.31	16.20	3.92
		57.0	18.40	5.11	18.00	4.96	17.60	4.74	17.30	4.54	17.00	4.35	16.40	3.95
		77.0	18.60	5.14	18.20	4.99	17.80	4.77	17.50	4.57	17.20	4.38	16.60	3.98
		96.3	18.90	5.14	18.50	4.99	18.10	4.77	17.80	4.57	17.50	4.38	16.90	3.98
		115.5	19.10	5.14	18.70	4.99	18.30	4.77	17.90	4.57	17.60	4.38	17.00	3.98
	5	30.8	26.70	5.46	25.80	5.33	25.20	5.12	24.70	4.90	23.50	4.69	22.40	4.27
		57.0	27.00	5.53	26.00	5.40	25.20	5.19	24.70	4.97	23.50	4.76	22.40	4.33
		77.0	27.20	5.58	26.10	5.45	25.20	5.25	24.70	5.03	23.50	4.82	22.40	4.38
		96.3	27.40	5.62	26.10	5.49	25.20	5.29	24.70	5.07	23.50	4.85	22.40	4.41
		115.5	27.40	5.64	26.20	5.50	25.20	5.30	24.70	5.09	23.50	4.86	22.40	4.42
	10	30.8	26.90	4.88	25.90	4.78	25.20	4.63	24.70	4.47	23.50	4.25	22.40	3.89
		57.0	27.10	4.95	26.00	4.82	25.20	4.66	24.70	4.49	23.50	4.26	22.40	3.90
		77.0	27.20	5.00	26.10	4.85	25.20	4.69	24.70	4.50	23.50	4.27	22.40	3.91
		96.3	27.40	4.98	26.20	4.85	25.20	4.68	24.70	4.49	23.50	4.26	22.40	3.89
		115.5	27.50	4.97	26.30	4.85	25.20	4.68	24.70	4.48	23.50	4.25	22.40	3.88
	15	30.8	27.00	4.31	26.00	4.23	25.20	4.14	24.70	4.04	23.50	3.80	22.40	3.52
		57.0	27.10	4.37	26.10	4.24	25.20	4.14	24.70	3.99	23.50	3.77	22.40	3.47
		77.0	27.20	4.41	26.10	4.25	25.20	4.14	24.70	3.96	23.50	3.74	22.40	3.44
		96.3	27.40	4.34	26.30	4.21	25.20	4.09	24.70	3.91	23.50	3.68	22.40	3.39
		115.5	27.50	4.30	26.30	4.19	25.20	4.06	24.70	3.88	23.50	3.64	22.40	3.36
	20	30.8	27.20	3.68	26.20	3.59	25.20	3.50	24.70	3.45	23.50	3.23	22.40	3.07
		57.0	27.50	3.73	26.30	3.60	25.20	3.50	24.70	3.42	23.50	3.18	22.40	2.98
		77.0	27.70	3.77	26.30	3.60	25.20	3.50	24.70	3.39	23.50	3.15	22.40	2.91
		96.3	27.80	3.70	26.50	3.57	25.20	3.44	24.70	3.33	23.50	3.09	22.40	2.86
		115.5	27.90	3.67	26.60	3.56	25.20	3.41	24.70	3.29	23.50	3.06	22.40	2.83
	25	30.8	27.50	3.22	26.60	3.12	25.20	2.99	24.70	2.88	23.50	2.70	22.40	2.45
		57.0	27.80	3.23	26.60	3.07	25.20	2.94	24.70	2.83	23.50	2.66	22.40	2.45
		77.0	28.00	3.23	26.60	3.04	25.20	2.91	24.70	2.80	23.50	2.63	22.40	2.45
		96.3	28.10	3.16	26.60	3.01	25.20	2.86	24.70	2.74	23.50	2.63	22.40	2.39
		115.5	28.20	3.13	26.60	3.00	25.20	2.83	24.70	2.71	23.50	2.63	22.40	2.36
	30	30.8	28.10	2.93	26.60	2.70	25.20	2.52	24.70	2.47	23.50	2.28	22.40	2.18
		57.0	28.10	2.89	26.60	2.66	25.20	2.50	24.70	2.42	23.50	2.28	22.40	2.13
		77.0	28.10	2.86	26.60	2.63	25.20	2.49	24.70	2.39	23.50	2.28	22.40	2.10
		96.3	28.10	2.80	26.60	2.63	25.20	2.45	24.70	2.39	23.50	2.21	22.40	2.10
		115.5	28.10	2.77	26.60	2.63	25.20	2.43	24.70	2.39	23.50	2.18	22.40	2.10
	35	30.8	28.10	2.72	26.60	2.48	25.20	2.22	24.70	2.18	23.50	2.05	22.40	1.88
		57.0	28.10	2.63	26.60	2.40	25.20	2.20	24.70	2.13	23.50	2.02	22.40	1.84
		77.0	28.10	2.56	26.60	2.34	25.20	2.19	24.70	2.10	23.50	1.99	22.40	1.81
		96.3	28.10	2.56	26.60	2.34	25.20	2.16	24.70	2.10	23.50	1.99	22.40	1.81
		115.5	28.10	2.56	26.60	2.34	25.20	2.15	24.70	2.10	23.50	1.99	22.40	1.81
	40	30.8	28.10	2.54	26.60	2.30	25.20	1.99	24.70	1.94	23.50	1.83	22.40	1.70
		57.0	28.10	2.45	26.60	2.22	25.20	1.97	24.70	1.89	23.50	1.78	22.40	1.67
		77.0	28.10	2.39	26.60	2.16	25.20	1.96	24.70	1.86	23.50	1.75	22.40	1.64
		96.3	28.10	2.34	26.60	2.16	25.20	1.93	24.70	1.86	23.50	1.75	22.40	1.64
		115.5	28.10	2.31	26.60	2.16	25.20	1.91	24.70	1.86	23.50	1.75	22.40	1.64
	45	30.8	28.10	2.37	26.60	2.13	25.20	1.76	24.70	1.70	23.50	1.59	22.40	1.53

7. Capacity Tables

Combi. (%)	Inlet Water Temp. (°C)	Water Flow Rate (LPM)	Indoor Air Temp. (°C, DB)											
			16.0		18.0		20.0		21.0		22.0		24.0	
			TC	PI	TC	PI	TC	PI	TC	PI	TC	PI	TC	PI
100	45	57.0	28.10	2.28	26.60	2.05	25.20	1.74	24.70	1.67	23.50	1.54	22.40	1.49
		77.0	28.10	2.21	26.60	1.99	25.20	1.73	24.70	1.64	23.50	1.51	22.40	1.46
		96.3	28.10	2.10	26.60	1.99	25.20	1.69	24.70	1.64	23.50	1.51	22.40	1.46
		115.5	28.10	2.04	26.60	1.99	25.20	1.67	24.70	1.64	23.50	1.51	22.40	1.46
90	-5	30.8	9.60	3.45	9.30	3.14	9.00	2.76	8.90	2.63	8.90	2.53	8.70	2.27
		57.0	10.50	3.61	10.20	3.30	9.90	2.93	9.80	2.79	9.80	2.69	9.60	2.41
		77.0	11.20	3.74	10.90	3.43	10.50	3.06	10.50	2.91	10.40	2.81	10.20	2.52
		96.3	12.40	3.98	12.00	3.68	11.60	3.30	11.50	3.14	11.50	3.03	11.30	2.72
		115.5	13.00	4.10	12.50	3.80	12.20	3.42	12.10	3.26	12.00	3.14	11.80	2.82
	0	30.8	17.10	4.69	16.30	4.41	15.60	4.04	15.30	3.86	15.10	3.71	14.50	3.33
		57.0	17.40	4.73	16.60	4.44	15.80	4.07	15.60	3.89	15.30	3.74	14.80	3.36
		77.0	17.60	4.76	16.80	4.47	16.00	4.10	15.80	3.91	15.50	3.77	15.00	3.38
		96.3	17.90	4.76	17.00	4.47	16.30	4.10	16.00	3.91	15.80	3.77	15.20	3.38
		115.5	18.00	4.76	17.20	4.47	16.40	4.10	16.10	3.91	15.90	3.77	15.30	3.38
	5	30.8	24.20	5.04	23.40	4.76	22.60	4.40	22.20	4.20	21.20	4.04	20.20	3.63
		57.0	24.30	5.10	23.30	4.82	22.60	4.46	22.20	4.26	21.20	4.10	20.20	3.68
		77.0	24.30	5.15	23.30	4.87	22.60	4.51	22.20	4.30	21.20	4.15	20.20	3.72
		96.3	24.40	5.18	23.40	4.90	22.60	4.54	22.20	4.33	21.20	4.18	20.20	3.75
		115.5	24.50	5.20	23.40	4.92	22.60	4.56	22.20	4.35	21.20	4.19	20.20	3.76
	10	30.8	24.30	4.45	23.50	4.23	22.60	3.98	22.20	3.82	21.20	3.67	20.20	3.30
		57.0	24.20	4.46	23.40	4.24	22.60	4.00	22.20	3.83	21.20	3.66	20.20	3.31
		77.0	24.20	4.47	23.30	4.25	22.60	4.01	22.20	3.84	21.20	3.65	20.20	3.32
		96.3	24.40	4.45	23.40	4.24	22.60	3.99	22.20	3.83	21.20	3.66	20.20	3.33
	15	30.8	24.40	3.85	23.60	3.71	22.60	3.58	22.20	3.45	21.20	3.29	20.20	2.99
		57.0	24.30	3.81	23.40	3.67	22.60	3.53	22.20	3.42	21.20	3.21	20.20	2.94
		77.0	24.20	3.78	23.30	3.64	22.60	3.50	22.20	3.39	21.20	3.15	20.20	2.91
		96.3	24.40	3.72	23.40	3.58	22.60	3.44	22.20	3.33	21.20	3.15	20.20	2.91
		115.5	24.50	3.70	23.50	3.56	22.60	3.41	22.20	3.29	21.20	3.15	20.20	2.91
	20	30.8	24.60	3.25	23.70	3.16	22.60	3.05	22.20	2.93	21.20	2.83	20.20	2.65
		57.0	24.50	3.25	23.50	3.13	22.60	3.01	22.20	2.89	21.20	2.75	20.20	2.57
		77.0	24.40	3.25	23.40	3.11	22.60	2.98	22.20	2.86	21.20	2.69	20.20	2.51
		96.3	24.50	3.20	23.50	3.09	22.60	2.98	22.20	2.86	21.20	2.69	20.20	2.51
		115.5	24.60	3.17	23.50	3.08	22.60	2.98	22.20	2.86	21.20	2.69	20.20	2.51
	25	30.8	25.00	2.84	24.00	2.69	22.60	2.58	22.20	2.45	21.20	2.35	20.20	2.18
		57.0	25.20	2.82	24.00	2.67	22.60	2.54	22.20	2.45	21.20	2.31	20.20	2.13
		77.0	25.30	2.81	24.00	2.66	22.60	2.51	22.20	2.45	21.20	2.28	20.20	2.10
		96.3	25.40	2.74	24.00	2.60	22.60	2.51	22.20	2.39	21.20	2.28	20.20	2.10
		115.5	25.40	2.70	24.00	2.57	22.60	2.51	22.20	2.36	21.20	2.28	20.20	2.10
	30	30.8	25.40	2.58	24.00	2.40	22.60	2.23	22.20	2.18	21.20	2.05	20.20	1.86
		57.0	25.40	2.54	24.00	2.37	22.60	2.19	22.20	2.13	21.20	2.02	20.20	1.86
		77.0	25.40	2.51	24.00	2.34	22.60	2.16	22.20	2.10	21.20	1.99	20.20	1.86
		96.3	25.40	2.45	24.00	2.28	22.60	2.16	22.20	2.10	21.20	1.99	20.20	1.81
		115.5	25.40	2.42	24.00	2.24	22.60	2.16	22.20	2.10	21.20	1.99	20.20	1.78
	35	30.8	25.40	2.35	24.00	2.18	22.60	2.00	22.20	1.94	21.20	1.83	20.20	1.70
		57.0	25.40	2.31	24.00	2.13	22.60	1.96	22.20	1.89	21.20	1.78	20.20	1.67
		77.0	25.40	2.28	24.00	2.10	22.60	1.93	22.20	1.86	21.20	1.75	20.20	1.64
		96.3	25.40	2.21	24.00	2.04	22.60	1.86	22.20	1.81	21.20	1.75	20.20	1.64
		115.5	25.40	2.18	24.00	2.01	22.60	1.83	22.20	1.78	21.20	1.75	20.20	1.64
	40	30.8	25.40	2.19	24.00	2.00	22.60	1.77	22.20	1.70	21.20	1.65	20.20	1.53
		57.0	25.40	2.10	24.00	1.96	22.60	1.72	22.20	1.67	21.20	1.61	20.20	1.49
		77.0	25.40	2.04	24.00	1.93	22.60	1.69	22.20	1.64	21.20	1.58	20.20	1.46
		96.3	25.40	2.04	24.00	1.93	22.60	1.69	22.20	1.64	21.20	1.58	20.20	1.46
	45	30.8	25.40	2.03	24.00	1.83	22.60	1.53	22.20	1.48	21.20	1.48	20.20	1.35

7. Capacity Tables

Combi. (%)	Inlet Water Temp. (°C)	Water Flow Rate (LPM)	Indoor Air Temp. (°C, DB)											
			16.0		18.0		20.0		21.0		22.0		24.0	
			TC	PI	TC	PI	TC	PI	TC	PI	TC	PI	TC	PI
90	45	57.0	25.40	1.91	24.00	1.78	22.60	1.49	22.20	1.43	21.20	1.43	20.20	1.32
		77.0	25.40	1.81	24.00	1.75	22.60	1.46	22.20	1.40	21.20	1.40	20.20	1.29
		96.3	25.40	1.86	24.00	1.81	22.60	1.51	22.20	1.46	21.20	1.40	20.20	1.29
		115.5	25.40	1.89	24.00	1.84	22.60	1.54	22.20	1.49	21.20	1.40	20.20	1.29
80	-5	30.8	9.00	2.46	8.50	2.36	8.00	2.26	7.90	2.19	7.90	2.08	7.70	1.92
		57.0	9.90	2.61	9.30	2.51	8.80	2.40	8.70	2.32	8.60	2.21	8.40	2.03
		77.0	10.60	2.73	9.90	2.62	9.40	2.50	9.30	2.42	9.20	2.31	9.00	2.12
		96.3	11.70	2.94	10.90	2.82	10.40	2.70	10.20	2.61	10.20	2.49	10.00	2.29
		115.5	12.30	3.05	11.50	2.93	10.90	2.80	10.70	2.71	10.70	2.58	10.50	2.38
	0	30.8	16.10	3.60	14.90	3.46	13.90	3.32	13.60	3.20	13.40	3.05	12.90	2.81
		57.0	16.40	3.63	15.10	3.49	14.10	3.34	13.80	3.23	13.60	3.08	13.10	2.83
		77.0	16.60	3.66	15.30	3.51	14.30	3.36	14.00	3.25	13.80	3.10	13.30	2.85
		96.3	16.90	3.66	15.60	3.51	14.50	3.36	14.20	3.25	14.00	3.10	13.50	2.85
		115.5	17.00	3.66	15.70	3.51	14.60	3.36	14.30	3.25	14.10	3.10	13.60	2.85
	5	30.8	22.30	3.92	21.10	3.77	20.20	3.60	19.70	3.48	18.90	3.32	17.90	3.05
		57.0	22.50	3.98	21.20	3.82	20.20	3.66	19.70	3.53	18.90	3.37	17.90	3.10
		77.0	22.60	4.03	21.30	3.86	20.20	3.70	19.70	3.57	18.90	3.40	17.90	3.14
		96.3	22.60	4.05	21.30	3.89	20.20	3.72	19.70	3.60	18.90	3.43	17.90	3.16
		115.5	22.60	4.06	21.20	3.91	20.20	3.74	19.70	3.61	18.90	3.44	17.90	3.17
	10	30.8	22.50	3.61	21.20	3.44	20.20	3.27	19.70	3.18	18.90	3.01	17.90	2.79
		57.0	22.60	3.59	21.30	3.43	20.20	3.28	19.70	3.19	18.90	3.02	17.90	2.79
		77.0	22.60	3.58	21.30	3.42	20.20	3.28	19.70	3.19	18.90	3.02	17.90	2.79
		96.3	22.60	3.57	21.30	3.43	20.20	3.29	19.70	3.17	18.90	3.00	17.90	2.78
		115.5	22.60	3.57	21.20	3.44	20.20	3.29	19.70	3.16	18.90	2.99	17.90	2.77
	15	30.8	22.60	3.29	21.30	3.12	20.20	2.93	19.70	2.88	18.90	2.70	17.90	2.53
		57.0	22.60	3.21	21.30	3.04	20.20	2.89	19.70	2.83	18.90	2.66	17.90	2.48
		77.0	22.60	3.15	21.30	2.98	20.20	2.86	19.70	2.80	18.90	2.63	17.90	2.45
		96.3	22.60	3.09	21.30	2.98	20.20	2.86	19.70	2.74	18.90	2.56	17.90	2.39
		115.5	22.60	3.06	21.30	2.98	20.20	2.86	19.70	2.71	18.90	2.53	17.90	2.36
	20	30.8	22.60	2.75	21.30	2.64	20.20	2.51	19.70	2.47	18.90	2.35	17.90	2.18
		57.0	22.60	2.72	21.30	2.59	20.20	2.51	19.70	2.42	18.90	2.31	17.90	2.13
		77.0	22.60	2.69	21.30	2.56	20.20	2.51	19.70	2.39	18.90	2.28	17.90	2.10
		96.3	22.60	2.63	21.30	2.51	20.20	2.45	19.70	2.39	18.90	2.21	17.90	2.10
		115.5	22.60	2.59	21.30	2.48	20.20	2.42	19.70	2.39	18.90	2.18	17.90	2.10
	25	30.8	22.60	2.47	21.30	2.29	20.20	2.16	19.70	2.12	18.90	2.00	17.90	1.88
		57.0	22.60	2.42	21.30	2.24	20.20	2.16	19.70	2.07	18.90	1.96	17.90	1.84
		77.0	22.60	2.39	21.30	2.21	20.20	2.16	19.70	2.04	18.90	1.93	17.90	1.81
		96.3	22.60	2.34	21.30	2.21	20.20	2.10	19.70	2.04	18.90	1.93	17.90	1.81
		115.5	22.60	2.31	21.30	2.21	20.20	2.07	19.70	2.04	18.90	1.93	17.90	1.81
	30	30.8	22.60	2.18	21.30	2.05	20.20	1.94	19.70	1.88	18.90	1.77	17.90	1.65
		57.0	22.60	2.13	21.30	2.02	20.20	1.89	19.70	1.84	18.90	1.72	17.90	1.61
		77.0	22.60	2.10	21.30	1.99	20.20	1.86	19.70	1.81	18.90	1.69	17.90	1.58
		96.3	22.60	2.10	21.30	1.99	20.20	1.86	19.70	1.81	18.90	1.69	17.90	1.58
		115.5	22.60	2.10	21.30	1.99	20.20	1.86	19.70	1.81	18.90	1.69	17.90	1.58
	35	30.8	22.60	2.00	21.30	1.88	20.20	1.70	19.70	1.64	18.90	1.59	17.90	1.46
		57.0	22.60	1.96	21.30	1.84	20.20	1.67	19.70	1.64	18.90	1.54	17.90	1.46
		77.0	22.60	1.93	21.30	1.81	20.20	1.64	19.70	1.64	18.90	1.51	17.90	1.46
		96.3	22.60	1.93	21.30	1.75	20.20	1.64	19.70	1.58	18.90	1.51	17.90	1.40
		115.5	22.60	1.93	21.30	1.72	20.20	1.64	19.70	1.54	18.90	1.51	17.90	1.37
	40	30.8	22.60	1.89	21.30	1.70	20.20	1.51	19.70	1.53	18.90	1.40	17.90	1.35
		57.0	22.60	1.81	21.30	1.67	20.20	1.51	19.70	1.49	18.90	1.40	17.90	1.32
		77.0	22.60	1.75	21.30	1.64	20.20	1.51	19.70	1.46	18.90	1.40	17.90	1.29
		96.3	22.60	1.75	21.30	1.64	20.20	1.46	19.70	1.46	18.90	1.40	17.90	1.29
		115.5	22.60	1.75	21.30	1.64	20.20	1.43	19.70	1.46	18.90	1.40	17.90	1.29
	45	30.8	22.60	1.79	21.30	1.53	20.20	1.32	19.70	1.43	18.90	1.21	17.90	1.25

7. Capacity Tables

Combi. (%)	Inlet Water Temp. (°C)	Water Flow Rate (LPM)	Indoor Air Temp. (°C, DB)											
			16.0		18.0		20.0		21.0		22.0		24.0	
			TC	PI	TC	PI	TC	PI	TC	PI	TC	PI	TC	PI
80	45	57.0	22.60	1.67	21.30	1.49	20.20	1.37	19.70	1.35	18.90	1.26	17.90	1.17
		77.0	22.60	1.58	21.30	1.46	20.20	1.40	19.70	1.29	18.90	1.29	17.90	1.11
		96.3	22.60	1.58	21.30	1.51	20.20	1.29	19.70	1.34	18.90	1.29	17.90	1.16
		115.5	22.60	1.58	21.30	1.54	20.20	1.23	19.70	1.37	18.90	1.29	17.90	1.19
70	-5	30.8	7.90	2.11	7.40	2.01	7.00	1.94	6.90	1.83	6.90	1.77	6.80	1.61
		57.0	8.60	2.24	8.10	2.13	7.70	2.06	7.60	1.94	7.60	1.88	7.40	1.71
		77.0	9.20	2.34	8.70	2.23	8.20	2.15	8.10	2.03	8.10	1.96	7.90	1.78
		96.3	10.20	2.52	9.60	2.40	9.00	2.32	9.00	2.18	8.90	2.11	8.70	1.92
		115.5	10.70	2.62	10.00	2.49	9.50	2.41	9.40	2.26	9.30	2.19	9.20	1.99
	0	30.8	14.10	3.09	13.10	2.94	12.10	2.85	11.90	2.68	11.70	2.59	11.30	2.35
		57.0	14.30	3.11	13.30	2.96	12.30	2.87	12.10	2.70	11.90	2.61	11.50	2.37
		77.0	14.50	3.13	13.40	2.98	12.50	2.89	12.30	2.72	12.10	2.63	11.60	2.38
		96.3	14.70	3.13	13.60	2.98	12.70	2.89	12.40	2.72	12.30	2.63	11.80	2.38
		115.5	14.90	3.13	13.70	2.98	12.80	2.89	12.50	2.72	12.40	2.63	11.90	2.38
	5	30.8	19.50	3.36	18.50	3.20	17.60	3.10	17.20	2.92	16.50	2.81	15.70	2.56
		57.0	19.60	3.41	18.60	3.25	17.60	3.15	17.20	2.96	16.50	2.86	15.70	2.60
		77.0	19.70	3.45	18.70	3.28	17.60	3.18	17.20	2.99	16.50	2.89	15.70	2.63
		96.3	19.70	3.47	18.60	3.31	17.60	3.20	17.20	3.01	16.50	2.91	15.70	2.64
		115.5	19.70	3.48	18.60	3.32	17.60	3.22	17.20	3.02	16.50	2.92	15.70	2.65
	10	30.8	19.60	3.10	18.50	2.93	17.60	2.82	17.20	2.66	16.50	2.55	15.70	2.34
		57.0	19.70	3.08	18.60	2.91	17.60	2.80	17.20	2.66	16.50	2.55	15.70	2.34
		77.0	19.70	3.07	18.60	2.90	17.60	2.79	17.20	2.66	16.50	2.55	15.70	2.34
		96.3	19.70	3.08	18.60	2.91	17.60	2.80	17.20	2.67	16.50	2.53	15.70	2.34
		115.5	19.70	3.08	18.60	2.91	17.60	2.81	17.20	2.68	16.50	2.53	15.70	2.34
	15	30.8	19.70	2.83	18.60	2.65	17.60	2.54	17.20	2.40	16.50	2.29	15.70	2.12
		57.0	19.70	2.75	18.60	2.57	17.60	2.45	17.20	2.37	16.50	2.24	15.70	2.07
		77.0	19.70	2.69	18.60	2.51	17.60	2.39	17.20	2.34	16.50	2.21	15.70	2.04
		96.3	19.70	2.69	18.60	2.51	17.60	2.39	17.20	2.34	16.50	2.16	15.70	2.04
		115.5	19.70	2.69	18.60	2.51	17.60	2.39	17.20	2.34	16.50	2.13	15.70	2.04
	20	30.8	19.70	2.35	18.60	2.23	17.60	2.18	17.20	2.12	16.50	2.00	15.70	1.88
		57.0	19.70	2.31	18.60	2.19	17.60	2.13	17.20	2.07	16.50	1.96	15.70	1.84
		77.0	19.70	2.28	18.60	2.16	17.60	2.10	17.20	2.04	16.50	1.93	15.70	1.81
		96.3	19.70	2.28	18.60	2.16	17.60	2.10	17.20	1.99	16.50	1.93	15.70	1.75
		115.5	19.70	2.28	18.60	2.16	17.60	2.10	17.20	1.96	16.50	1.93	15.70	1.72
	25	30.8	19.70	2.12	18.60	2.00	17.60	1.88	17.20	1.83	16.50	1.69	15.70	1.58
		57.0	19.70	2.07	18.60	1.96	17.60	1.84	17.20	1.78	16.50	1.69	15.70	1.58
		77.0	19.70	2.04	18.60	1.93	17.60	1.81	17.20	1.75	16.50	1.69	15.70	1.58
		96.3	19.70	1.99	18.60	1.86	17.60	1.81	17.20	1.75	16.50	1.64	15.70	1.58
		115.5	19.70	1.96	18.60	1.83	17.60	1.81	17.20	1.75	16.50	1.61	15.70	1.58
	30	30.8	19.70	1.88	18.60	1.77	17.60	1.65	17.20	1.58	16.50	1.53	15.70	1.40
		57.0	19.70	1.84	18.60	1.72	17.60	1.61	17.20	1.58	16.50	1.49	15.70	1.40
		77.0	19.70	1.81	18.60	1.69	17.60	1.58	17.20	1.58	16.50	1.46	15.70	1.40
		96.3	19.70	1.81	18.60	1.69	17.60	1.58	17.20	1.51	16.50	1.46	15.70	1.40
		115.5	19.70	1.81	18.60	1.69	17.60	1.58	17.20	1.48	16.50	1.46	15.70	1.40
	35	30.8	19.70	1.70	18.60	1.59	17.60	1.46	17.20	1.48	16.50	1.34	15.70	1.30
		57.0	19.70	1.67	18.60	1.54	17.60	1.46	17.20	1.43	16.50	1.34	15.70	1.26
		77.0	19.70	1.64	18.60	1.51	17.60	1.46	17.20	1.40	16.50	1.34	15.70	1.23
		96.3	19.70	1.64	18.60	1.51	17.60	1.40	17.20	1.40	16.50	1.34	15.70	1.23
		115.5	19.70	1.64	18.60	1.51	17.60	1.37	17.20	1.40	16.50	1.34	15.70	1.23
	40	30.8	19.70	1.59	18.60	1.48	17.60	1.35	17.20	1.29	16.50	1.23	15.70	1.18
		57.0	19.70	1.54	18.60	1.43	17.60	1.32	17.20	1.29	16.50	1.23	15.70	1.14
		77.0	19.70	1.51	18.60	1.40	17.60	1.29	17.20	1.29	16.50	1.23	15.70	1.11
		96.3	19.70	1.51	18.60	1.40	17.60	1.29	17.20	1.23	16.50	1.16	15.70	1.11
		115.5	19.70	1.51	18.60	1.40	17.60	1.29	17.20	1.19	16.50	1.13	15.70	1.11
	45	30.8	19.70	1.48	18.60	1.35	17.60	1.25	17.20	1.10	16.50	1.11	15.70	1.07

7. Capacity Tables

Combi. (%)	Inlet Water Temp. (°C)	Water Flow Rate (LPM)	Indoor Air Temp. (°C, DB)											
			16.0		18.0		20.0		21.0		22.0		24.0	
			TC	PI	TC	PI	TC	PI	TC	PI	TC	PI	TC	PI
70	45	57.0	19.70	1.43	18.60	1.32	17.60	1.17	17.20	1.13	16.50	1.11	15.70	1.02
		77.0	19.70	1.40	18.60	1.29	17.60	1.11	17.20	1.16	16.50	1.11	15.70	0.99
		96.3	19.70	1.40	18.60	1.29	17.60	1.16	17.20	1.05	16.50	0.99	15.70	0.99
		115.5	19.70	1.40	18.60	1.29	17.60	1.19	17.20	0.99	16.50	0.93	15.70	0.99
60	-5	30.8	6.80	1.71	6.30	1.65	6.00	1.58	5.90	1.47	5.90	1.45	5.80	1.29
		57.0	7.40	1.82	6.90	1.75	6.60	1.68	6.50	1.56	6.50	1.54	6.40	1.38
		77.0	7.90	1.90	7.40	1.83	7.00	1.76	7.00	1.63	6.90	1.61	6.80	1.44
		96.3	8.80	2.05	8.20	1.97	7.80	1.89	7.70	1.76	7.70	1.73	7.50	1.54
		115.5	9.20	2.12	8.60	2.05	8.20	1.96	8.10	1.83	8.00	1.80	7.90	1.60
	0	30.8	12.10	2.51	11.20	2.42	10.40	2.32	10.20	2.15	10.10	2.12	9.70	1.90
		57.0	12.30	2.53	11.40	2.44	10.60	2.34	10.40	2.17	10.30	2.14	9.90	1.91
		77.0	12.50	2.55	11.50	2.45	10.70	2.35	10.50	2.18	10.40	2.15	10.00	1.92
		96.3	12.70	2.55	11.70	2.45	10.90	2.35	10.70	2.18	10.50	2.15	10.10	1.92
		115.5	12.80	2.55	11.80	2.45	11.00	2.35	10.70	2.18	10.60	2.15	10.20	1.92
	5	30.8	16.70	2.73	15.80	2.63	15.10	2.52	14.80	2.35	14.10	2.31	13.50	2.06
		57.0	16.80	2.77	15.90	2.67	15.10	2.56	14.80	2.38	14.10	2.34	13.50	2.09
		77.0	16.90	2.80	15.90	2.70	15.10	2.59	14.80	2.41	14.10	2.37	13.50	2.11
		96.3	16.90	2.82	15.90	2.72	15.10	2.61	14.80	2.43	14.10	2.38	13.50	2.13
		115.5	16.90	2.84	15.90	2.72	15.10	2.62	14.80	2.43	14.10	2.39	13.50	2.14
	10	30.8	16.80	2.51	15.90	2.40	15.10	2.29	14.80	2.14	14.10	2.10	13.50	1.88
		57.0	16.90	2.51	15.90	2.40	15.10	2.29	14.80	2.16	14.10	2.09	13.50	1.89
		77.0	16.90	2.51	15.90	2.40	15.10	2.29	14.80	2.17	14.10	2.09	13.50	1.90
		96.3	16.90	2.52	15.90	2.38	15.10	2.26	14.80	2.14	14.10	2.07	13.50	1.88
		115.5	16.90	2.52	15.90	2.37	15.10	2.25	14.80	2.13	14.10	2.06	13.50	1.87
	15	30.8	16.90	2.29	15.90	2.18	15.10	2.05	14.80	1.93	14.10	1.88	13.50	1.69
		57.0	16.90	2.24	15.90	2.13	15.10	2.02	14.80	1.93	14.10	1.84	13.50	1.69
		77.0	16.90	2.21	15.90	2.10	15.10	1.99	14.80	1.93	14.10	1.81	13.50	1.69
		96.3	16.90	2.21	15.90	2.04	15.10	1.93	14.80	1.86	14.10	1.75	13.50	1.64
		115.5	16.90	2.21	15.90	2.01	15.10	1.89	14.80	1.83	14.10	1.72	13.50	1.61
	20	30.8	16.90	2.00	15.90	1.88	15.10	1.77	14.80	1.70	14.10	1.65	13.50	1.53
		57.0	16.90	1.96	15.90	1.84	15.10	1.72	14.80	1.67	14.10	1.61	13.50	1.49
		77.0	16.90	1.93	15.90	1.81	15.10	1.69	14.80	1.64	14.10	1.58	13.50	1.46
		96.3	16.90	1.93	15.90	1.81	15.10	1.69	14.80	1.64	14.10	1.58	13.50	1.46
		115.5	16.90	1.93	15.90	1.81	15.10	1.69	14.80	1.64	14.10	1.58	13.50	1.46
	25	30.8	16.90	1.77	15.90	1.65	15.10	1.51	14.80	1.53	14.10	1.40	13.50	1.35
		57.0	16.90	1.72	15.90	1.61	15.10	1.51	14.80	1.49	14.10	1.40	13.50	1.32
		77.0	16.90	1.69	15.90	1.58	15.10	1.51	14.80	1.46	14.10	1.40	13.50	1.29
		96.3	16.90	1.69	15.90	1.58	15.10	1.46	14.80	1.46	14.10	1.40	13.50	1.29
		115.5	16.90	1.69	15.90	1.58	15.10	1.43	14.80	1.46	14.10	1.40	13.50	1.29
	30	30.8	16.90	1.59	15.90	1.48	15.10	1.42	14.80	1.35	14.10	1.30	13.50	1.24
		57.0	16.90	1.54	15.90	1.43	15.10	1.37	14.80	1.32	14.10	1.26	13.50	1.19
		77.0	16.90	1.51	15.90	1.40	15.10	1.34	14.80	1.29	14.10	1.23	13.50	1.16
		96.3	16.90	1.51	15.90	1.40	15.10	1.34	14.80	1.29	14.10	1.23	13.50	1.16
		115.5	16.90	1.51	15.90	1.40	15.10	1.34	14.80	1.29	14.10	1.23	13.50	1.16
	35	30.8	16.90	1.40	15.90	1.35	15.10	1.23	14.80	1.24	14.10	1.18	13.50	1.13
		57.0	16.90	1.40	15.90	1.32	15.10	1.23	14.80	1.19	14.10	1.14	13.50	1.08
		77.0	16.90	1.40	15.90	1.29	15.10	1.23	14.80	1.16	14.10	1.11	13.50	1.05
		96.3	16.90	1.40	15.90	1.29	15.10	1.16	14.80	1.16	14.10	1.11	13.50	1.05
		115.5	16.90	1.40	15.90	1.29	15.10	1.13	14.80	1.16	14.10	1.11	13.50	1.05
	40	30.8	16.90	1.29	15.90	1.24	15.10	1.11	14.80	1.13	14.10	1.07	13.50	0.99
		57.0	16.90	1.29	15.90	1.19	15.10	1.11	14.80	1.08	14.10	1.02	13.50	0.99
		77.0	16.90	1.29	15.90	1.16	15.10	1.11	14.80	1.05	14.10	0.99	13.50	0.99
		96.3	16.90	1.29	15.90	1.16	15.10	1.11	14.80	1.05	14.10	0.99	13.50	0.99
		115.5	16.90	1.29	15.90	1.16	15.10	1.11	14.80	1.05	14.10	0.99	13.50	0.99
	45	30.8	16.90	1.16	15.90	1.13	15.10	0.99	14.80	1.00	14.10	0.95	13.50	0.86

7. Capacity Tables

Combi. (%)	Inlet Water Temp. (°C)	Water Flow Rate (LPM)	Indoor Air Temp. (°C, DB)											
			16.0		18.0		20.0		21.0		22.0		24.0	
			TC	PI	TC	PI	TC	PI	TC	PI	TC	PI	TC	PI
60	45	57.0	16.90	1.16	15.90	1.08	15.10	0.99	14.80	0.97	14.10	0.91	13.50	0.91
		77.0	16.90	1.16	15.90	1.05	15.10	0.99	14.80	0.94	14.10	0.88	13.50	0.94
		96.3	16.90	1.16	15.90	1.05	15.10	1.05	14.80	0.94	14.10	0.88	13.50	0.94
		115.5	16.90	1.16	15.90	1.05	15.10	1.08	14.80	0.94	14.10	0.88	13.50	0.94
50	-5	30.8	5.60	1.37	5.30	1.29	5.00	1.22	4.90	1.16	4.90	1.09	4.80	1.03
		57.0	6.20	1.45	5.80	1.38	5.50	1.29	5.40	1.23	5.40	1.16	5.30	1.09
		77.0	6.60	1.51	6.20	1.44	5.90	1.35	5.80	1.29	5.80	1.21	5.60	1.13
		96.3	7.30	1.63	6.80	1.54	6.50	1.46	6.40	1.39	6.40	1.30	6.30	1.23
		115.5	7.60	1.69	7.20	1.60	6.80	1.52	6.70	1.44	6.60	1.34	6.60	1.27
	0	30.8	10.10	2.00	9.30	1.90	8.70	1.79	8.50	1.70	8.40	1.59	8.10	1.50
		57.0	10.30	2.01	9.50	1.91	8.80	1.81	8.60	1.72	8.50	1.61	8.20	1.52
		77.0	10.40	2.02	9.60	1.92	8.90	1.82	8.70	1.73	8.60	1.62	8.30	1.53
		96.3	10.50	2.02	9.70	1.92	9.00	1.82	8.90	1.73	8.70	1.62	8.40	1.53
		115.5	10.60	2.02	9.80	1.92	9.10	1.82	9.00	1.73	8.80	1.62	8.50	1.53
	5	30.8	13.90	2.17	13.20	2.06	12.60	1.94	12.30	1.85	11.70	1.74	11.20	1.63
		57.0	14.00	2.20	13.30	2.09	12.60	1.97	12.30	1.87	11.70	1.76	11.20	1.66
		77.0	14.10	2.23	13.30	2.11	12.60	2.00	12.30	1.89	11.70	1.77	11.20	1.68
		96.3	14.10	2.24	13.30	2.13	12.60	2.01	12.30	1.91	11.70	1.79	11.20	1.69
		115.5	14.10	2.25	13.30	2.14	12.60	2.02	12.30	1.91	11.70	1.80	11.20	1.70
	10	30.8	14.00	2.00	13.20	1.88	12.60	1.77	12.30	1.69	11.70	1.56	11.20	1.49
		57.0	14.10	1.99	13.30	1.88	12.60	1.76	12.30	1.68	11.70	1.58	11.20	1.48
		77.0	14.10	1.99	13.30	1.88	12.60	1.76	12.30	1.68	11.70	1.59	11.20	1.48
		96.3	14.10	2.00	13.30	1.88	12.60	1.76	12.30	1.68	11.70	1.56	11.20	1.48
		115.5	14.10	2.00	13.30	1.89	12.60	1.77	12.30	1.69	11.70	1.55	11.20	1.49
	15	30.8	14.10	1.83	13.30	1.70	12.60	1.59	12.30	1.53	11.70	1.40	11.20	1.35
		57.0	14.10	1.78	13.30	1.67	12.60	1.54	12.30	1.49	11.70	1.40	11.20	1.32
		77.0	14.10	1.75	13.30	1.64	12.60	1.51	12.30	1.46	11.70	1.40	11.20	1.29
		96.3	14.10	1.75	13.30	1.64	12.60	1.51	12.30	1.46	11.70	1.34	11.20	1.29
		115.5	14.10	1.75	13.30	1.64	12.60	1.51	12.30	1.46	11.70	1.31	11.20	1.29
	20	30.8	14.10	1.59	13.30	1.48	12.60	1.42	12.30	1.35	11.70	1.30	11.20	1.16
		57.0	14.10	1.54	13.30	1.43	12.60	1.37	12.30	1.32	11.70	1.26	11.20	1.16
		77.0	14.10	1.51	13.30	1.40	12.60	1.34	12.30	1.29	11.70	1.23	11.20	1.16
		96.3	14.10	1.51	13.30	1.40	12.60	1.34	12.30	1.29	11.70	1.23	11.20	1.16
		115.5	14.10	1.51	13.30	1.40	12.60	1.34	12.30	1.29	11.70	1.23	11.20	1.16
	25	30.8	14.10	1.42	13.30	1.29	12.60	1.24	12.30	1.16	11.70	1.11	11.20	1.05
		57.0	14.10	1.37	13.30	1.29	12.60	1.19	12.30	1.16	11.70	1.11	11.20	1.05
		77.0	14.10	1.34	13.30	1.29	12.60	1.16	12.30	1.16	11.70	1.11	11.20	1.05
		96.3	14.10	1.34	13.30	1.29	12.60	1.16	12.30	1.16	11.70	1.11	11.20	1.05
		115.5	14.10	1.34	13.30	1.29	12.60	1.16	12.30	1.16	11.70	1.11	11.20	1.05
	30	30.8	14.10	1.30	13.30	1.18	12.60	1.13	12.30	1.05	11.70	1.07	11.20	1.00
		57.0	14.10	1.26	13.30	1.14	12.60	1.08	12.30	1.05	11.70	1.02	11.20	0.97
		77.0	14.10	1.23	13.30	1.11	12.60	1.05	12.30	1.05	11.70	0.99	11.20	0.94
		96.3	14.10	1.23	13.30	1.11	12.60	1.05	12.30	1.05	11.70	0.99	11.20	0.94
		115.5	14.10	1.23	13.30	1.11	12.60	1.05	12.30	1.05	11.70	0.99	11.20	0.94
	35	30.8	14.10	1.18	13.30	1.05	12.60	0.99	12.30	1.00	11.70	0.94	11.20	0.88
		57.0	14.10	1.14	13.30	1.05	12.60	0.99	12.30	0.97	11.70	0.94	11.20	0.88
		77.0	14.10	1.11	13.30	1.05	12.60	0.99	12.30	0.94	11.70	0.94	11.20	0.88
		96.3	14.10	1.11	13.30	1.05	12.60	0.99	12.30	0.94	11.70	0.94	11.20	0.88
		115.5	14.10	1.11	13.30	1.05	12.60	0.99	12.30	0.94	11.70	0.94	11.20	0.88
	40	30.8	14.10	1.07	13.30	1.00	12.60	0.95	12.30	0.88	11.70	0.89	11.20	0.81
		57.0	14.10	1.02	13.30	0.97	12.60	0.91	12.30	0.88	11.70	0.84	11.20	0.81
		77.0	14.10	0.99	13.30	0.94	12.60	0.88	12.30	0.88	11.70	0.81	11.20	0.81
		96.3	14.10	0.99	13.30	0.94	12.60	0.88	12.30	0.88	11.70	0.81	11.20	0.81
		115.5	14.10	0.99	13.30	0.94	12.60	0.88	12.30	0.88	11.70	0.81	11.20	0.81
	45	30.8	14.10	0.95	13.30	0.97	12.60	0.90	12.30	0.75	11.70	0.84	11.20	0.76

7. Capacity Tables

Combi. (%)	Inlet Water Temp. (°C)	Water Flow Rate (LPM)	Indoor Air Temp. (°C, DB)											
			16.0		18.0		20.0		21.0		22.0		24.0	
			TC	PI	TC	PI	TC	PI	TC	PI	TC	PI	TC	PI
50	45	57.0	14.10	0.91	13.30	0.88	12.60	0.82	12.30	0.78	11.70	0.76	11.20	0.76
		77.0	14.10	0.88	13.30	0.81	12.60	0.76	12.30	0.81	11.70	0.70	11.20	0.76
		96.3	14.10	0.88	13.30	0.81	12.60	0.76	12.30	0.81	11.70	0.70	11.20	0.76
		115.5	14.10	0.88	13.30	0.81	12.60	0.76	12.30	0.81	11.70	0.70	11.20	0.76

Note

- TC: Total Capacity(kW), PI : Power Input(kW)
- Capacity tables show the average value of conditions which may occur.
- The minimum flow rate of the product is based on 50% of the rated flow rate or the value indicated in the specification table, whichever is greater.
However, when the 'Variable Water Flow Valve Control KIT' is applied, the minimum flow rate is allowed to 40% (gray colored area) of the rated flow rate.
- If the flow rate is less than minimum flow rate and the indoor unit combination ratio exceeds 130%, ask to LG Electronics even if the 'Variable Water Flow Valve Control KIT' is applied.

7. Capacity Tables

CRWM100LAS5

Combi. (%)	Inlet Water Temp. (°C)	Water Flow Rate (LPM)	Indoor Air Temp. (°C, DB)											
			16.0		18.0		20.0		21.0		22.0		24.0	
			TC	PI	TC	PI	TC	PI	TC	PI	TC	PI	TC	PI
130	-5	38.4	14.90	4.79	14.80	4.51	14.70	4.19	14.50	4.07	14.70	3.96	14.30	3.55
		57.0	15.70	4.92	15.60	4.65	15.50	4.34	15.30	4.21	15.50	4.10	15.10	3.68
		96.0	17.40	5.20	17.30	4.94	17.20	4.65	17.00	4.51	17.20	4.39	16.70	3.94
		120.0	19.30	5.53	19.10	5.28	19.00	5.01	18.80	4.88	19.00	4.74	18.50	4.25
		144.0	20.20	5.70	20.00	5.45	19.90	5.19	19.70	5.06	19.90	4.91	19.40	4.40
	0	38.4	26.60	6.55	26.00	6.35	25.50	6.14	24.90	5.97	25.00	5.81	23.90	5.20
		57.0	26.90	6.58	26.30	6.38	25.70	6.17	25.10	6.00	25.20	5.84	24.10	5.23
		96.0	27.40	6.63	26.80	6.43	26.20	6.23	25.60	6.06	25.70	5.89	24.60	5.28
		120.0	27.80	6.63	27.20	6.43	26.60	6.23	26.00	6.06	26.10	5.89	24.90	5.28
		144.0	28.00	6.63	27.40	6.43	26.80	6.23	26.20	6.06	26.30	5.89	25.10	5.28
	5	38.4	38.30	7.04	37.80	6.86	37.00	6.69	36.00	6.50	35.10	6.32	33.10	5.66
		57.0	38.50	7.09	37.90	6.91	37.00	6.74	36.00	6.55	35.10	6.37	33.10	5.71
		96.0	39.00	7.19	38.10	7.02	37.00	6.86	36.00	6.67	35.10	6.48	33.10	5.81
		120.0	39.20	7.24	38.20	7.07	37.00	6.90	36.00	6.71	35.10	6.52	33.10	5.85
		144.0	39.40	7.26	38.30	7.09	37.00	6.93	36.00	6.74	35.10	6.55	33.10	5.87
	10	38.4	38.40	6.40	37.80	6.19	36.90	6.07	35.90	5.94	34.90	5.73	33.00	5.17
		57.0	38.80	6.38	38.10	6.20	37.10	6.09	36.10	5.94	35.10	5.72	33.20	5.16
		96.0	39.50	6.34	38.60	6.22	37.60	6.13	36.60	5.93	35.60	5.71	33.70	5.15
		120.0	39.70	6.43	38.90	6.30	37.80	6.15	36.80	5.95	35.80	5.81	33.90	5.40
		144.0	39.80	6.47	39.00	6.35	37.90	6.17	36.90	5.96	36.00	5.85	34.00	5.52
	15	38.4	38.40	5.77	37.80	5.52	36.70	5.46	35.70	5.37	34.80	5.15	32.90	4.69
		57.0	38.90	5.68	38.30	5.48	37.20	5.44	36.20	5.31	35.20	5.09	33.30	4.63
		96.0	40.00	5.48	39.20	5.41	38.20	5.41	37.20	5.18	36.10	4.95	34.20	4.49
		120.0	40.20	5.62	39.60	5.53	38.60	5.41	37.60	5.18	36.60	5.09	34.60	4.95
		144.0	40.30	5.69	39.80	5.59	38.90	5.41	37.80	5.18	36.90	5.16	34.80	5.18
	20	38.4	39.90	5.29	39.20	5.05	38.10	4.94	37.10	4.78	36.00	4.67	33.90	4.53
		57.0	40.40	5.23	39.70	5.04	38.60	4.93	37.60	4.81	36.50	4.72	34.40	4.47
		96.0	41.50	5.11	40.80	5.03	39.60	4.92	38.60	4.88	37.60	4.83	35.50	4.34
		120.0	41.70	5.11	41.10	5.03	40.10	4.95	38.90	4.88	37.90	4.83	35.70	4.62
		144.0	41.80	5.11	41.20	5.03	40.30	4.96	39.10	4.88	38.00	4.83	35.90	4.76
	25	38.4	42.10	5.05	41.10	4.90	40.10	4.82	39.30	4.74	38.40	4.67	36.20	4.36
		57.0	42.10	5.02	41.10	4.89	40.10	4.79	39.30	4.71	38.40	4.64	36.20	4.33
		96.0	42.10	4.95	41.10	4.86	40.10	4.72	39.30	4.65	38.40	4.57	36.20	4.26
		120.0	42.10	4.88	41.10	4.74	40.10	4.65	39.30	4.57	38.40	4.49	36.20	4.19
		144.0	42.10	4.84	41.10	4.67	40.10	4.61	39.30	4.53	38.40	4.45	36.20	4.16
	30	38.4	42.10	4.92	41.10	4.67	40.10	4.63	39.30	4.51	38.40	4.46	36.20	4.15
		57.0	42.10	4.86	41.10	4.66	40.10	4.58	39.30	4.48	38.40	4.40	36.20	4.09
		96.0	42.10	4.72	41.10	4.63	40.10	4.49	39.30	4.42	38.40	4.26	36.20	3.96
		120.0	42.10	4.65	41.10	4.51	40.10	4.42	39.30	4.34	38.40	4.26	36.20	3.96
		144.0	42.10	4.61	41.10	4.44	40.10	4.38	39.30	4.30	38.40	4.26	36.20	3.96
	35	38.4	42.10	4.69	41.10	4.53	40.10	4.44	39.30	4.28	38.40	4.13	36.20	3.84
		57.0	42.10	4.63	41.10	4.49	40.10	4.41	39.30	4.25	38.40	4.10	36.20	3.78
		96.0	42.10	4.49	41.10	4.40	40.10	4.34	39.30	4.19	38.40	4.03	36.20	3.66
		120.0	42.10	4.49	41.10	4.36	40.10	4.26	39.30	4.11	38.40	3.96	36.20	3.66
		144.0	42.10	4.49	41.10	4.33	40.10	4.22	39.30	4.07	38.40	3.93	36.20	3.66
	40	38.4	42.10	4.53	41.10	4.39	40.10	4.30	39.30	4.15	38.40	4.00	36.20	3.62
		57.0	42.10	4.47	41.10	4.34	40.10	4.24	39.30	4.09	38.40	3.94	36.20	3.56
		96.0	42.10	4.34	41.10	4.25	40.10	4.11	39.30	3.96	38.40	3.81	36.20	3.43
		120.0	42.10	4.26	41.10	4.18	40.10	4.11	39.30	3.96	38.40	3.81	36.20	3.43
		144.0	42.10	4.22	41.10	4.14	40.10	4.11	39.30	3.96	38.40	3.81	36.20	3.43
45	38.4	42.10	4.38	41.10	4.24	40.10	4.17	39.30	4.02	38.40	3.86	36.20	3.39	
	57.0	42.10	4.32	41.10	4.19	40.10	4.08	39.30	3.93	38.40	3.77	36.20	3.33	
	96.0	42.10	4.19	41.10	4.10	40.10	3.88	39.30	3.73	38.40	3.58	36.20	3.20	
	120.0	42.10	4.03	41.10	3.99	40.10	3.96	39.30	3.81	38.40	3.66	36.20	3.20	

7. Capacity Tables

Combi. (%)	Inlet Water Temp. (°C)	Water Flow Rate (LPM)	Indoor Air Temp. (°C, DB)											
			16.0		18.0		20.0		21.0		22.0		24.0	
			TC	PI	TC	PI	TC	PI	TC	PI	TC	PI	TC	PI
130	45	144.0	42.10	3.95	41.10	3.94	40.10	4.00	39.30	3.84	38.40	3.70	36.20	3.20
120	-5	38.4	14.20	4.79	14.10	4.51	14.00	4.19	13.80	4.02	13.90	3.90	13.50	3.49
		57.0	15.00	4.92	14.80	4.65	14.80	4.34	14.50	4.16	14.70	4.04	14.30	3.62
		96.0	16.60	5.20	16.40	4.94	16.40	4.65	16.10	4.45	16.30	4.33	15.90	3.88
		120.0	18.30	5.53	18.20	5.28	18.10	5.01	17.80	4.81	18.00	4.66	17.50	4.18
		144.0	19.20	5.70	19.00	5.45	18.90	5.19	18.70	4.99	18.80	4.84	18.30	4.33
	0	38.4	25.30	6.55	24.70	6.35	24.20	6.14	23.70	5.88	23.70	5.72	22.60	5.11
		57.0	25.50	6.58	24.90	6.38	24.40	6.17	23.90	5.91	23.90	5.75	22.80	5.14
		96.0	26.00	6.63	25.40	6.43	24.90	6.23	24.40	5.97	24.40	5.80	23.30	5.19
		120.0	26.50	6.63	25.80	6.43	25.30	6.23	24.80	5.97	24.70	5.80	23.60	5.19
		144.0	26.70	6.63	26.10	6.43	25.50	6.23	25.00	5.97	24.90	5.80	23.80	5.19
	5	38.4	36.50	7.04	35.90	6.86	35.20	6.69	34.30	6.40	33.20	6.22	31.40	5.57
		57.0	36.70	7.09	36.00	6.91	35.20	6.74	34.30	6.45	33.20	6.27	31.40	5.62
		96.0	37.20	7.19	36.30	7.02	35.20	6.86	34.30	6.57	33.20	6.38	31.40	5.71
		120.0	37.40	7.24	36.10	7.07	35.20	6.90	34.30	6.62	33.20	6.43	31.40	5.75
		144.0	37.50	7.26	36.00	7.09	35.20	6.93	34.30	6.64	33.20	6.45	31.40	5.77
	10	38.4	36.60	6.32	36.00	6.15	35.10	6.02	34.20	5.84	33.10	5.65	31.30	5.08
		57.0	36.90	6.36	36.20	6.19	35.20	6.06	34.40	5.85	33.30	5.64	31.40	5.09
		96.0	37.50	6.43	36.70	6.26	35.50	6.13	34.70	5.88	33.60	5.63	31.70	5.11
		120.0	37.70	6.41	36.60	6.26	35.70	6.15	34.80	5.90	33.70	5.65	31.90	5.28
		144.0	37.80	6.39	36.50	6.26	35.80	6.17	34.90	5.91	33.80	5.66	32.00	5.37
	15	38.4	36.70	5.61	36.00	5.44	35.00	5.36	34.10	5.28	33.10	5.06	31.20	4.59
		57.0	37.10	5.63	36.40	5.46	35.30	5.38	34.40	5.25	33.40	5.00	31.50	4.56
		96.0	37.80	5.67	37.10	5.50	36.00	5.41	35.10	5.18	33.90	4.88	32.10	4.49
		120.0	38.00	5.58	37.10	5.45	36.20	5.41	35.40	5.18	34.20	4.88	32.40	4.80
		144.0	38.10	5.53	37.10	5.43	36.40	5.41	35.50	5.18	34.30	4.88	32.50	4.95
	20	38.4	37.80	5.04	37.10	4.83	35.90	4.70	34.90	4.63	33.80	4.57	32.00	4.34
		57.0	38.20	5.04	37.50	4.86	36.20	4.73	35.30	4.66	34.20	4.56	32.30	4.31
		96.0	39.00	5.04	38.20	4.92	36.90	4.80	36.00	4.72	34.90	4.55	32.90	4.26
		120.0	39.10	5.00	38.10	4.88	37.20	4.80	36.20	4.72	35.10	4.57	33.10	4.42
		144.0	39.20	4.97	38.10	4.86	37.40	4.80	36.40	4.72	35.20	4.58	33.20	4.50
	25	38.4	39.60	4.77	38.40	4.55	37.20	4.46	36.40	4.36	35.50	4.28	33.50	3.98
		57.0	39.60	4.74	38.40	4.54	37.20	4.45	36.40	4.33	35.50	4.25	33.50	3.95
		96.0	39.70	4.68	38.40	4.51	37.20	4.42	36.40	4.26	35.50	4.19	33.50	3.88
		120.0	39.80	4.51	38.40	4.39	37.20	4.34	36.40	4.26	35.50	4.11	33.50	3.88
		144.0	39.90	4.42	38.40	4.33	37.20	4.30	36.40	4.26	35.50	4.07	33.50	3.88
	30	38.4	39.80	4.56	38.40	4.34	37.20	4.21	36.40	4.05	35.50	4.00	33.50	3.68
		57.0	39.80	4.50	38.40	4.30	37.20	4.18	36.40	4.02	35.50	3.94	33.50	3.65
		96.0	39.80	4.37	38.40	4.21	37.20	4.11	36.40	3.96	35.50	3.81	33.50	3.58
		120.0	39.80	4.23	38.40	4.11	37.20	4.03	36.40	3.96	35.50	3.81	33.50	3.51
		144.0	39.80	4.16	38.40	4.07	37.20	3.99	36.40	3.96	35.50	3.81	33.50	3.47
	35	38.4	39.80	4.36	38.40	4.12	37.20	4.00	36.40	3.84	35.50	3.69	33.50	3.37
		57.0	39.80	4.26	38.40	4.06	37.20	3.94	36.40	3.78	35.50	3.63	33.50	3.34
		96.0	39.80	4.05	38.40	3.93	37.20	3.81	36.40	3.66	35.50	3.51	33.50	3.28
		120.0	39.80	4.00	38.40	3.90	37.20	3.81	36.40	3.66	35.50	3.51	33.50	3.20
		144.0	39.80	3.98	38.40	3.88	37.20	3.81	36.40	3.66	35.50	3.51	33.50	3.16
	40	38.4	39.80	4.23	38.40	3.93	37.20	3.77	36.40	3.62	35.50	3.47	33.50	3.14
		57.0	39.80	4.10	38.40	3.86	37.20	3.71	36.40	3.56	35.50	3.41	33.50	3.11
		96.0	39.80	3.82	38.40	3.70	37.20	3.58	36.40	3.43	35.50	3.28	33.50	3.05
120.0		39.80	3.77	38.40	3.66	37.20	3.58	36.40	3.43	35.50	3.28	33.50	2.97	
144.0		39.80	3.75	38.40	3.63	37.20	3.58	36.40	3.43	35.50	3.28	33.50	2.93	
45	38.4	39.80	4.10	38.40	3.74	37.20	3.55	36.40	3.39	35.50	3.24	33.50	2.91	
	57.0	39.80	3.94	38.40	3.65	37.20	3.49	36.40	3.33	35.50	3.18	33.50	2.88	
	96.0	39.80	3.59	38.40	3.47	37.20	3.35	36.40	3.20	35.50	3.05	33.50	2.82	
	120.0	39.80	3.55	38.40	3.41	37.20	3.35	36.40	3.20	35.50	3.05	33.50	2.74	

7. Capacity Tables

Combi. (%)	Inlet Water Temp. (°C)	Water Flow Rate (LPM)	Indoor Air Temp. (°C, DB)											
			16.0		18.0		20.0		21.0		22.0		24.0	
			TC	PI	TC	PI	TC	PI	TC	PI	TC	PI	TC	PI
120	45	144.0	39.80	3.52	38.40	3.38	37.20	3.35	36.40	3.20	35.50	3.05	33.50	2.70
110	-5	38.4	13.40	4.85	13.30	4.51	13.20	4.19	13.10	4.02	13.10	3.90	12.80	3.49
		57.0	14.10	4.98	14.00	4.65	13.90	4.34	13.80	4.16	13.80	4.04	13.50	3.62
		96.0	15.70	5.26	15.60	4.94	15.50	4.65	15.30	4.45	15.30	4.33	15.00	3.88
		120.0	17.30	5.60	17.20	5.28	17.10	5.01	16.90	4.81	16.90	4.66	16.60	4.18
		144.0	18.10	5.77	18.00	5.45	17.90	5.19	17.70	4.99	17.70	4.84	17.40	4.33
	0	38.4	23.90	6.63	23.40	6.35	22.90	6.14	22.50	5.88	22.30	5.72	21.40	5.11
		57.0	24.10	6.66	23.60	6.38	23.10	6.17	22.70	5.91	22.50	5.75	21.60	5.14
		96.0	24.60	6.71	24.10	6.43	23.60	6.23	23.10	5.97	22.90	5.80	22.10	5.19
		120.0	25.00	6.71	24.50	6.43	24.00	6.23	23.50	5.97	23.30	5.80	22.40	5.19
		144.0	25.20	6.71	24.70	6.43	24.20	6.23	23.70	5.97	23.50	5.80	22.50	5.19
	5	38.4	34.90	7.13	34.10	6.86	33.30	6.69	32.60	6.40	31.30	6.22	29.80	5.57
		57.0	35.10	7.18	34.20	6.91	33.30	6.74	32.60	6.45	31.30	6.27	29.80	5.62
		96.0	35.50	7.29	34.40	7.02	33.30	6.86	32.60	6.57	31.30	6.38	29.80	5.71
		120.0	35.70	7.34	34.50	7.07	33.30	6.90	32.60	6.62	31.30	6.43	29.80	5.75
		144.0	35.80	7.36	34.60	7.09	33.30	6.93	32.60	6.64	31.30	6.45	29.80	5.77
	10	38.4	35.10	6.39	34.20	6.18	33.30	6.04	32.50	5.84	31.20	5.65	29.70	5.08
		57.0	35.30	6.41	34.30	6.21	33.40	6.07	32.60	5.85	31.30	5.64	29.80	5.09
		96.0	35.70	6.45	34.60	6.26	33.50	6.13	32.80	5.88	31.50	5.63	29.90	5.11
		120.0	35.90	6.45	34.80	6.26	33.60	6.11	32.80	5.86	31.60	5.65	30.00	5.16
		144.0	36.00	6.45	34.90	6.26	33.70	6.11	32.80	5.85	31.60	5.66	30.00	5.19
	15	38.4	35.20	5.66	34.20	5.50	33.20	5.41	32.50	5.28	31.20	5.06	29.70	4.59
		57.0	35.40	5.65	34.40	5.50	33.40	5.41	32.60	5.25	31.40	5.00	29.80	4.56
		96.0	35.90	5.62	34.90	5.50	33.70	5.41	32.90	5.18	31.70	4.88	30.10	4.49
		120.0	36.10	5.58	35.00	5.45	33.90	5.33	33.10	5.11	31.80	4.88	30.20	4.57
		144.0	36.20	5.56	35.10	5.43	34.00	5.30	33.10	5.07	31.80	4.88	30.30	4.61
	20	38.4	35.80	4.88	34.80	4.77	33.70	4.65	32.80	4.57	31.60	4.44	29.90	4.15
		57.0	36.10	4.90	35.00	4.77	33.90	4.65	33.00	4.57	31.80	4.41	30.10	4.14
		96.0	36.80	4.93	35.40	4.77	34.20	4.65	33.40	4.57	32.10	4.34	30.50	4.11
		120.0	37.00	4.93	35.70	4.77	34.40	4.65	33.50	4.49	32.30	4.34	30.60	4.11
		144.0	37.10	4.93	35.90	4.77	34.50	4.65	33.60	4.45	32.40	4.34	30.70	4.11
	25	38.4	36.90	4.44	35.80	4.28	34.40	4.21	33.60	4.05	32.50	3.90	30.70	3.58
		57.0	37.00	4.43	35.80	4.25	34.40	4.18	33.60	4.02	32.50	3.87	30.70	3.58
		96.0	37.30	4.40	35.80	4.19	34.40	4.11	33.60	3.96	32.50	3.81	30.70	3.58
		120.0	37.50	4.40	35.80	4.21	34.40	4.03	33.60	3.96	32.50	3.73	30.70	3.51
		144.0	37.60	4.40	35.80	4.22	34.40	3.99	33.60	3.96	32.50	3.70	30.70	3.47
	30	38.4	37.50	4.05	35.80	3.90	34.40	3.75	33.60	3.68	32.50	3.45	30.70	3.22
		57.0	37.50	4.02	35.80	3.87	34.40	3.72	33.60	3.65	32.50	3.42	30.70	3.19
		96.0	37.50	3.96	35.80	3.81	34.40	3.66	33.60	3.58	32.50	3.35	30.70	3.12
		120.0	37.50	3.93	35.80	3.73	34.40	3.58	33.60	3.51	32.50	3.35	30.70	3.12
		144.0	37.50	3.92	35.80	3.70	34.40	3.54	33.60	3.47	32.50	3.35	30.70	3.12
	35	38.4	37.50	3.84	35.80	3.60	34.40	3.45	33.60	3.30	32.50	3.14	30.70	2.91
		57.0	37.50	3.78	35.80	3.57	34.40	3.42	33.60	3.27	32.50	3.11	30.70	2.88
		96.0	37.50	3.66	35.80	3.51	34.40	3.35	33.60	3.20	32.50	3.05	30.70	2.82
		120.0	37.50	3.56	35.80	3.43	34.40	3.28	33.60	3.20	32.50	3.05	30.70	2.82
		144.0	37.50	3.51	35.80	3.39	34.40	3.24	33.60	3.20	32.50	3.05	30.70	2.82
	40	38.4	37.50	3.62	35.80	3.47	34.40	3.24	33.60	3.07	32.50	2.91	30.70	2.68
		57.0	37.50	3.56	35.80	3.41	34.40	3.18	33.60	3.04	32.50	2.88	30.70	2.65
		96.0	37.50	3.43	35.80	3.28	34.40	3.05	33.60	2.97	32.50	2.82	30.70	2.59
120.0		37.50	3.38	35.80	3.20	34.40	3.05	33.60	2.89	32.50	2.74	30.70	2.51	
144.0		37.50	3.36	35.80	3.16	34.40	3.05	33.60	2.85	32.50	2.70	30.70	2.47	
45	38.4	37.50	3.39	35.80	3.34	34.40	3.03	33.60	2.84	32.50	2.68	30.70	2.45	
	57.0	37.50	3.33	35.80	3.25	34.40	2.94	33.60	2.81	32.50	2.65	30.70	2.42	
	96.0	37.50	3.20	35.80	3.05	34.40	2.74	33.60	2.74	32.50	2.59	30.70	2.36	
	120.0	37.50	3.20	35.80	2.97	34.40	2.82	33.60	2.59	32.50	2.43	30.70	2.21	

7. Capacity Tables

Combi. (%)	Inlet Water Temp. (°C)	Water Flow Rate (LPM)	Indoor Air Temp. (°C, DB)											
			16.0		18.0		20.0		21.0		22.0		24.0	
			TC	PI	TC	PI	TC	PI	TC	PI	TC	PI	TC	PI
110	45	144.0	37.50	3.20	35.80	2.93	34.40	2.86	33.60	2.52	32.50	2.36	30.70	2.13
100	-5	38.4	12.70	4.85	12.60	4.57	12.50	4.19	12.40	4.02	12.30	3.84	12.10	3.49
		57.0	13.40	4.98	13.30	4.71	13.20	4.34	13.10	4.16	13.00	3.98	12.80	3.62
		96.0	14.80	5.26	14.70	5.00	14.70	4.65	14.50	4.45	14.40	4.26	14.20	3.88
		120.0	16.40	5.60	16.30	5.35	16.20	5.01	16.00	4.81	15.90	4.59	15.60	4.18
		144.0	17.20	5.77	17.00	5.52	16.90	5.19	16.80	4.99	16.70	4.76	16.40	4.33
	0	38.4	22.60	6.63	22.10	6.44	21.70	6.14	21.30	5.88	20.90	5.63	20.20	5.11
		57.0	22.80	6.66	22.30	6.47	21.90	6.17	21.50	5.91	21.10	5.66	20.40	5.14
		96.0	23.30	6.71	22.80	6.52	22.30	6.23	21.90	5.97	21.50	5.71	20.80	5.19
		120.0	23.60	6.71	23.10	6.52	22.70	6.23	22.20	5.97	21.90	5.71	21.10	5.19
		144.0	23.80	6.71	23.30	6.52	22.80	6.23	22.40	5.97	22.00	5.71	21.30	5.19
	5	38.4	33.40	7.13	32.30	6.96	31.50	6.69	30.80	6.40	29.40	6.13	28.00	5.57
		57.0	33.60	7.18	32.40	7.01	31.50	6.74	30.80	6.45	29.40	6.18	28.00	5.62
		96.0	34.00	7.29	32.60	7.12	31.50	6.86	30.80	6.57	29.40	6.29	28.00	5.71
		120.0	34.20	7.34	32.70	7.16	31.50	6.90	30.80	6.62	29.40	6.33	28.00	5.75
		144.0	34.30	7.36	32.70	7.19	31.50	6.93	30.80	6.64	29.40	6.35	28.00	5.77
	10	38.4	33.60	6.38	32.40	6.24	31.50	6.04	30.80	5.84	29.40	5.55	28.00	5.08
		57.0	33.70	6.43	32.50	6.27	31.50	6.07	30.80	5.85	29.40	5.56	28.00	5.09
		96.0	34.00	6.52	32.60	6.33	31.50	6.13	30.80	5.88	29.40	5.58	28.00	5.11
		120.0	34.20	6.50	32.80	6.33	31.50	6.11	30.80	5.86	29.40	5.56	28.00	5.08
		144.0	34.30	6.49	32.80	6.33	31.50	6.11	30.80	5.85	29.40	5.55	28.00	5.07
	15	38.4	33.80	5.62	32.50	5.53	31.50	5.41	30.80	5.28	29.40	4.97	28.00	4.59
		57.0	33.90	5.67	32.50	5.54	31.50	5.41	30.80	5.25	29.40	4.94	28.00	4.56
		96.0	34.00	5.76	32.60	5.55	31.50	5.41	30.80	5.18	29.40	4.88	28.00	4.49
		120.0	34.30	5.67	32.80	5.50	31.50	5.33	30.80	5.11	29.40	4.80	28.00	4.42
		144.0	34.40	5.62	32.90	5.48	31.50	5.30	30.80	5.07	29.40	4.76	28.00	4.38
	20	38.4	34.00	4.81	32.70	4.68	31.50	4.57	30.80	4.51	29.40	4.21	28.00	4.00
		57.0	34.20	4.85	32.70	4.69	31.50	4.57	30.80	4.48	29.40	4.18	28.00	3.94
		96.0	34.60	4.92	32.80	4.70	31.50	4.57	30.80	4.42	29.40	4.11	28.00	3.81
		120.0	34.80	4.83	33.10	4.66	31.50	4.49	30.80	4.34	29.40	4.03	28.00	3.73
		144.0	34.90	4.79	33.30	4.64	31.50	4.45	30.80	4.30	29.40	3.99	28.00	3.70
	25	38.4	34.40	4.20	33.20	4.07	31.50	3.90	30.80	3.75	29.40	3.53	28.00	3.20
		57.0	34.60	4.21	33.20	4.03	31.50	3.87	30.80	3.72	29.40	3.50	28.00	3.20
		96.0	35.00	4.22	33.20	3.96	31.50	3.81	30.80	3.66	29.40	3.43	28.00	3.20
		120.0	35.20	4.13	33.20	3.93	31.50	3.73	30.80	3.58	29.40	3.43	28.00	3.12
		144.0	35.30	4.08	33.20	3.92	31.50	3.70	30.80	3.54	29.40	3.43	28.00	3.08
	30	38.4	35.20	3.82	33.20	3.53	31.50	3.29	30.80	3.22	29.40	2.97	28.00	2.84
		57.0	35.20	3.79	33.20	3.50	31.50	3.28	30.80	3.19	29.40	2.97	28.00	2.81
		96.0	35.20	3.73	33.20	3.43	31.50	3.25	30.80	3.12	29.40	2.97	28.00	2.74
		120.0	35.20	3.66	33.20	3.43	31.50	3.20	30.80	3.12	29.40	2.89	28.00	2.74
		144.0	35.20	3.62	33.20	3.43	31.50	3.18	30.80	3.12	29.40	2.85	28.00	2.74
	35	38.4	35.20	3.55	33.20	3.24	31.50	2.90	30.80	2.84	29.40	2.68	28.00	2.45
		57.0	35.20	3.49	33.20	3.18	31.50	2.89	30.80	2.81	29.40	2.65	28.00	2.42
		96.0	35.20	3.35	33.20	3.05	31.50	2.86	30.80	2.74	29.40	2.59	28.00	2.36
		120.0	35.20	3.35	33.20	3.05	31.50	2.82	30.80	2.74	29.40	2.59	28.00	2.36
		144.0	35.20	3.35	33.20	3.05	31.50	2.80	30.80	2.74	29.40	2.59	28.00	2.36
	40	38.4	35.20	3.32	33.20	3.01	31.50	2.60	30.80	2.53	29.40	2.38	28.00	2.22
		57.0	35.20	3.26	33.20	2.95	31.50	2.59	30.80	2.50	29.40	2.35	28.00	2.19
		96.0	35.20	3.12	33.20	2.82	31.50	2.56	30.80	2.43	29.40	2.29	28.00	2.14
120.0		35.20	3.05	33.20	2.82	31.50	2.51	30.80	2.43	29.40	2.29	28.00	2.14	
144.0		35.20	3.01	33.20	2.82	31.50	2.49	30.80	2.43	29.40	2.29	28.00	2.14	
45	38.4	35.20	3.09	33.20	2.78	31.50	2.29	30.80	2.22	29.40	2.08	28.00	2.00	
	57.0	35.20	3.03	33.20	2.72	31.50	2.28	30.80	2.19	29.40	2.05	28.00	1.97	
	96.0	35.20	2.89	33.20	2.59	31.50	2.25	30.80	2.14	29.40	1.98	28.00	1.91	
	120.0	35.20	2.74	33.20	2.59	31.50	2.21	30.80	2.14	29.40	1.98	28.00	1.91	

7. Capacity Tables

Combi. (%)	Inlet Water Temp. (°C)	Water Flow Rate (LPM)	Indoor Air Temp. (°C, DB)											
			16.0		18.0		20.0		21.0		22.0		24.0	
			TC	PI	TC	PI	TC	PI	TC	PI	TC	PI	TC	PI
100	45	144.0	35.20	2.67	33.20	2.59	31.50	2.18	30.80	2.14	29.40	1.98	28.00	1.91
90	-5	38.4	12.00	4.50	11.60	4.10	11.20	3.60	11.20	3.43	11.10	3.31	10.90	2.97
		57.0	12.60	4.63	12.20	4.22	11.80	3.73	11.80	3.55	11.70	3.43	11.50	3.07
		96.0	14.00	4.89	13.60	4.48	13.20	3.99	13.10	3.81	13.00	3.67	12.70	3.29
		120.0	15.50	5.19	15.00	4.80	14.50	4.31	14.40	4.11	14.30	3.96	14.10	3.55
		144.0	16.20	5.35	15.70	4.96	15.20	4.47	15.10	4.26	15.00	4.10	14.70	3.68
	0	38.4	21.40	6.13	20.40	5.75	19.50	5.28	19.20	5.04	18.80	4.85	18.10	4.35
		57.0	21.60	6.16	20.60	5.78	19.70	5.30	19.40	5.06	19.00	4.87	18.30	4.37
		96.0	22.00	6.21	21.00	5.83	20.00	5.35	19.70	5.11	19.40	4.92	18.70	4.41
		120.0	22.30	6.21	21.30	5.83	20.40	5.35	20.00	5.11	19.70	4.92	19.00	4.41
		144.0	22.50	6.21	21.50	5.83	20.50	5.35	20.20	5.11	19.90	4.92	19.10	4.41
	5	38.4	30.20	6.58	29.20	6.21	28.30	5.75	27.70	5.48	26.50	5.27	25.20	4.74
		57.0	30.30	6.63	29.20	6.26	28.30	5.80	27.70	5.53	26.50	5.32	25.20	4.78
		96.0	30.40	6.73	29.10	6.36	28.30	5.89	27.70	5.62	26.50	5.41	25.20	4.85
		120.0	30.50	6.77	29.20	6.40	28.30	5.93	27.70	5.66	26.50	5.45	25.20	4.89
		144.0	30.60	6.79	29.30	6.42	28.30	5.96	27.70	5.68	26.50	5.47	25.20	4.91
	10	38.4	30.40	5.81	29.30	5.53	28.30	5.20	27.70	4.99	26.50	4.79	25.20	4.31
		57.0	30.40	5.82	29.30	5.54	28.30	5.21	27.70	5.00	26.50	4.78	25.20	4.32
		96.0	30.30	5.83	29.20	5.55	28.30	5.23	27.70	5.02	26.50	4.77	25.20	4.33
		120.0	30.50	5.81	29.20	5.54	28.30	5.22	27.70	5.00	26.50	4.78	25.20	4.35
		144.0	30.60	5.81	29.30	5.53	28.30	5.21	27.70	5.00	26.50	4.79	25.20	4.36
	15	38.4	30.50	5.03	29.40	4.85	28.30	4.67	27.70	4.51	26.50	4.30	25.20	3.90
		57.0	30.40	5.00	29.30	4.82	28.30	4.64	27.70	4.48	26.50	4.24	25.20	3.87
		96.0	30.30	4.93	29.20	4.75	28.30	4.57	27.70	4.42	26.50	4.11	25.20	3.81
		120.0	30.50	4.86	29.30	4.68	28.30	4.49	27.70	4.34	26.50	4.11	25.20	3.81
		144.0	30.60	4.83	29.30	4.64	28.30	4.45	27.70	4.30	26.50	4.11	25.20	3.81
	20	38.4	30.70	4.25	29.60	4.12	28.30	3.98	27.70	3.82	26.50	3.69	25.20	3.47
		57.0	30.70	4.25	29.50	4.10	28.30	3.95	27.70	3.79	26.50	3.63	25.20	3.41
		96.0	30.60	4.25	29.30	4.07	28.30	3.88	27.70	3.73	26.50	3.51	25.20	3.28
		120.0	30.70	4.18	29.40	4.03	28.30	3.88	27.70	3.73	26.50	3.51	25.20	3.28
		144.0	30.70	4.14	29.40	4.02	28.30	3.88	27.70	3.73	26.50	3.51	25.20	3.28
	25	38.4	31.20	3.71	29.90	3.51	28.30	3.37	27.70	3.20	26.50	3.07	25.20	2.84
		57.0	31.30	3.70	29.90	3.50	28.30	3.34	27.70	3.20	26.50	3.04	25.20	2.81
		96.0	31.60	3.67	29.90	3.47	28.30	3.28	27.70	3.20	26.50	2.97	25.20	2.74
		120.0	31.70	3.58	29.90	3.40	28.30	3.28	27.70	3.12	26.50	2.97	25.20	2.74
		144.0	31.80	3.53	29.90	3.36	28.30	3.28	27.70	3.08	26.50	2.97	25.20	2.74
	30	38.4	31.70	3.37	29.90	3.14	28.30	2.91	27.70	2.84	26.50	2.68	25.20	2.43
		57.0	31.70	3.34	29.90	3.11	28.30	2.88	27.70	2.81	26.50	2.65	25.20	2.43
		96.0	31.70	3.28	29.90	3.05	28.30	2.82	27.70	2.74	26.50	2.59	25.20	2.43
		120.0	31.70	3.20	29.90	2.97	28.30	2.82	27.70	2.74	26.50	2.59	25.20	2.36
		144.0	31.70	3.16	29.90	2.93	28.30	2.82	27.70	2.74	26.50	2.59	25.20	2.33
	35	38.4	31.70	3.07	29.90	2.84	28.30	2.61	27.70	2.53	26.50	2.38	25.20	2.22
		57.0	31.70	3.04	29.90	2.81	28.30	2.58	27.70	2.50	26.50	2.35	25.20	2.19
		96.0	31.70	2.97	29.90	2.74	28.30	2.51	27.70	2.43	26.50	2.29	25.20	2.14
		120.0	31.70	2.89	29.90	2.66	28.30	2.43	27.70	2.36	26.50	2.29	25.20	2.14
		144.0	31.70	2.85	29.90	2.62	28.30	2.40	27.70	2.33	26.50	2.29	25.20	2.14
	40	38.4	31.70	2.86	29.90	2.61	28.30	2.30	27.70	2.22	26.50	2.16	25.20	2.00
		57.0	31.70	2.80	29.90	2.58	28.30	2.27	27.70	2.19	26.50	2.13	25.20	1.97
		96.0	31.70	2.66	29.90	2.51	28.30	2.21	27.70	2.14	26.50	2.06	25.20	1.91
120.0		31.70	2.66	29.90	2.51	28.30	2.21	27.70	2.14	26.50	2.06	25.20	1.91	
144.0		31.70	2.66	29.90	2.51	28.30	2.21	27.70	2.14	26.50	2.06	25.20	1.91	
45	38.4	31.70	2.65	29.90	2.38	28.30	2.00	27.70	1.93	26.50	1.93	25.20	1.77	
	57.0	31.70	2.56	29.90	2.35	28.30	1.97	27.70	1.90	26.50	1.90	25.20	1.74	
	96.0	31.70	2.36	29.90	2.29	28.30	1.91	27.70	1.83	26.50	1.83	25.20	1.68	
	120.0	31.70	2.43	29.90	2.36	28.30	1.98	27.70	1.91	26.50	1.83	25.20	1.68	

7. Capacity Tables

Combi. (%)	Inlet Water Temp. (°C)	Water Flow Rate (LPM)	Indoor Air Temp. (°C, DB)											
			16.0		18.0		20.0		21.0		22.0		24.0	
			TC	PI	TC	PI	TC	PI	TC	PI	TC	PI	TC	PI
90	45	144.0	31.70	2.47	29.90	2.40	28.30	2.01	27.70	1.95	26.50	1.83	25.20	1.68
80	-5	38.4	11.30	3.21	10.60	3.08	10.00	2.95	9.90	2.85	9.90	2.72	9.70	2.51
		57.0	11.90	3.32	11.20	3.19	10.50	3.05	10.40	2.95	10.40	2.82	10.20	2.59
		96.0	13.20	3.56	12.40	3.42	11.70	3.27	11.60	3.16	11.50	3.02	11.30	2.77
		120.0	14.60	3.84	13.70	3.69	13.00	3.53	12.80	3.41	12.70	3.25	12.50	2.99
		144.0	15.30	3.98	14.30	3.82	13.60	3.66	13.40	3.54	13.40	3.37	13.10	3.11
	0	38.4	20.20	4.71	18.60	4.52	17.30	4.33	17.00	4.18	16.80	3.98	16.10	3.67
		57.0	20.40	4.73	18.80	4.54	17.50	4.35	17.20	4.20	17.00	4.00	16.30	3.69
		96.0	20.80	4.77	19.20	4.59	17.80	4.39	17.50	4.24	17.30	4.04	16.60	3.72
		120.0	21.10	4.77	19.50	4.59	18.10	4.39	17.80	4.24	17.60	4.04	16.90	3.72
		144.0	21.20	4.77	19.60	4.59	18.30	4.39	17.90	4.24	17.70	4.04	17.00	3.72
	5	38.4	27.90	5.12	26.30	4.92	25.20	4.70	24.60	4.55	23.60	4.34	22.40	3.99
		57.0	28.00	5.17	26.40	4.96	25.20	4.74	24.60	4.59	23.60	4.37	22.40	4.03
		96.0	28.20	5.26	26.60	5.04	25.20	4.83	24.60	4.66	23.60	4.44	22.40	4.10
		120.0	28.20	5.29	26.60	5.08	25.20	4.86	24.60	4.70	23.60	4.48	22.40	4.12
		144.0	28.20	5.30	26.60	5.10	25.20	4.88	24.60	4.71	23.60	4.49	22.40	4.13
	10	38.4	28.10	4.71	26.50	4.50	25.20	4.27	24.60	4.15	23.60	3.93	22.40	3.64
		57.0	28.10	4.70	26.50	4.49	25.20	4.27	24.60	4.15	23.60	3.93	22.40	3.64
		96.0	28.20	4.68	26.60	4.47	25.20	4.28	24.60	4.16	23.60	3.94	22.40	3.65
		120.0	28.20	4.66	26.60	4.48	25.20	4.29	24.60	4.14	23.60	3.92	22.40	3.62
		144.0	28.20	4.66	26.60	4.49	25.20	4.30	24.60	4.12	23.60	3.90	22.40	3.61
	15	38.4	28.20	4.30	26.60	4.07	25.20	3.82	24.60	3.75	23.60	3.53	22.40	3.30
		57.0	28.20	4.24	26.60	4.01	25.20	3.79	24.60	3.72	23.60	3.50	22.40	3.27
		96.0	28.20	4.11	26.60	3.88	25.20	3.73	24.60	3.66	23.60	3.43	22.40	3.20
		120.0	28.20	4.03	26.60	3.88	25.20	3.73	24.60	3.58	23.60	3.35	22.40	3.12
		144.0	28.20	3.99	26.60	3.88	25.20	3.73	24.60	3.54	23.60	3.31	22.40	3.08
	20	38.4	28.20	3.60	26.60	3.45	25.20	3.28	24.60	3.22	23.60	3.07	22.40	2.84
		57.0	28.20	3.57	26.60	3.42	25.20	3.28	24.60	3.19	23.60	3.04	22.40	2.81
		96.0	28.20	3.51	26.60	3.35	25.20	3.28	24.60	3.12	23.60	2.97	22.40	2.74
		120.0	28.20	3.43	26.60	3.28	25.20	3.20	24.60	3.12	23.60	2.89	22.40	2.74
		144.0	28.20	3.39	26.60	3.24	25.20	3.16	24.60	3.12	23.60	2.85	22.40	2.74
	25	38.4	28.20	3.22	26.60	2.99	25.20	2.82	24.60	2.76	23.60	2.61	22.40	2.45
		57.0	28.20	3.19	26.60	2.96	25.20	2.82	24.60	2.73	23.60	2.58	22.40	2.42
		96.0	28.20	3.12	26.60	2.89	25.20	2.82	24.60	2.66	23.60	2.51	22.40	2.36
		120.0	28.20	3.05	26.60	2.89	25.20	2.74	24.60	2.66	23.60	2.51	22.40	2.36
		144.0	28.20	3.01	26.60	2.89	25.20	2.70	24.60	2.66	23.60	2.51	22.40	2.36
	30	38.4	28.20	2.84	26.60	2.68	25.20	2.53	24.60	2.45	23.60	2.30	22.40	2.16
		57.0	28.20	2.81	26.60	2.65	25.20	2.50	24.60	2.42	23.60	2.27	22.40	2.13
		96.0	28.20	2.74	26.60	2.59	25.20	2.43	24.60	2.36	23.60	2.21	22.40	2.06
		120.0	28.20	2.74	26.60	2.59	25.20	2.43	24.60	2.36	23.60	2.21	22.40	2.06
		144.0	28.20	2.74	26.60	2.59	25.20	2.43	24.60	2.36	23.60	2.21	22.40	2.06
	35	38.4	28.20	2.61	26.60	2.45	25.20	2.22	24.60	2.14	23.60	2.08	22.40	1.91
		57.0	28.20	2.58	26.60	2.42	25.20	2.19	24.60	2.14	23.60	2.05	22.40	1.91
		96.0	28.20	2.51	26.60	2.36	25.20	2.14	24.60	2.14	23.60	1.98	22.40	1.91
		120.0	28.20	2.51	26.60	2.29	25.20	2.14	24.60	2.06	23.60	1.98	22.40	1.83
		144.0	28.20	2.51	26.60	2.25	25.20	2.14	24.60	2.02	23.60	1.98	22.40	1.79
	40	38.4	28.20	2.47	26.60	2.22	25.20	1.98	24.60	2.00	23.60	1.83	22.40	1.77
		57.0	28.20	2.41	26.60	2.19	25.20	1.98	24.60	1.97	23.60	1.83	22.40	1.74
		96.0	28.20	2.29	26.60	2.14	25.20	1.98	24.60	1.91	23.60	1.83	22.40	1.68
120.0		28.20	2.29	26.60	2.14	25.20	1.91	24.60	1.91	23.60	1.83	22.40	1.68	
144.0		28.20	2.29	26.60	2.14	25.20	1.87	24.60	1.91	23.60	1.83	22.40	1.68	
45	38.4	28.20	2.34	26.60	2.00	25.20	1.73	24.60	1.87	23.60	1.58	22.40	1.64	
	57.0	28.20	2.25	26.60	1.97	25.20	1.76	24.60	1.81	23.60	1.61	22.40	1.58	
	96.0	28.20	2.06	26.60	1.91	25.20	1.83	24.60	1.68	23.60	1.68	22.40	1.45	
	120.0	28.20	2.06	26.60	1.98	25.20	1.68	24.60	1.75	23.60	1.68	22.40	1.52	

7. Capacity Tables

Combi. (%)	Inlet Water Temp. (°C)	Water Flow Rate (LPM)	Indoor Air Temp. (°C, DB)											
			16.0		18.0		20.0		21.0		22.0		24.0	
			TC	PI	TC	PI	TC	PI	TC	PI	TC	PI	TC	PI
80	45	144.0	28.20	2.06	26.60	2.01	25.20	1.60	24.60	1.78	23.60	1.68	22.40	1.56
70	-5	38.4	9.90	2.75	9.30	2.62	8.80	2.54	8.70	2.39	8.60	2.31	8.50	2.10
		57.0	10.40	2.85	9.80	2.71	9.30	2.63	9.20	2.47	9.10	2.39	9.00	2.17
		96.0	11.50	3.05	10.80	2.91	10.20	2.81	10.10	2.65	10.10	2.55	9.90	2.32
		120.0	12.80	3.29	12.00	3.14	11.30	3.03	11.20	2.85	11.10	2.76	10.90	2.51
		144.0	13.40	3.42	12.60	3.25	11.90	3.14	11.80	2.96	11.70	2.86	11.40	2.60
	0	38.4	17.70	4.03	16.30	3.84	15.10	3.71	14.90	3.50	14.70	3.38	14.10	3.07
		57.0	17.90	4.05	16.50	3.86	15.30	3.73	15.00	3.52	14.80	3.40	14.20	3.08
		96.0	18.20	4.09	16.80	3.89	15.60	3.77	15.30	3.55	15.10	3.43	14.50	3.11
		120.0	18.40	4.09	17.10	3.89	15.80	3.77	15.60	3.55	15.30	3.43	14.80	3.11
		144.0	18.60	4.09	17.20	3.89	15.90	3.77	15.70	3.55	15.40	3.43	14.90	3.11
	5	38.4	24.40	4.39	23.10	4.18	22.00	4.04	21.50	3.81	20.60	3.68	19.60	3.34
		57.0	24.50	4.43	23.20	4.22	22.00	4.08	21.50	3.84	20.60	3.71	19.60	3.37
		96.0	24.60	4.50	23.30	4.29	22.00	4.15	21.50	3.90	20.60	3.77	19.60	3.43
		120.0	24.60	4.53	23.30	4.32	22.00	4.18	21.50	3.93	20.60	3.80	19.60	3.45
		144.0	24.60	4.55	23.30	4.33	22.00	4.20	21.50	3.95	20.60	3.81	19.60	3.46
	10	38.4	24.50	4.04	23.20	3.82	22.00	3.68	21.50	3.47	20.60	3.33	19.60	3.05
		57.0	24.50	4.03	23.20	3.81	22.00	3.67	21.50	3.47	20.60	3.33	19.60	3.05
		96.0	24.60	4.00	23.30	3.78	22.00	3.64	21.50	3.47	20.60	3.33	19.60	3.05
		120.0	24.60	4.02	23.30	3.80	22.00	3.66	21.50	3.49	20.60	3.31	19.60	3.06
		144.0	24.60	4.03	23.30	3.81	22.00	3.66	21.50	3.50	20.60	3.30	19.60	3.06
	15	38.4	24.60	3.69	23.30	3.47	22.00	3.32	21.50	3.14	20.60	2.99	19.60	2.76
		57.0	24.60	3.63	23.30	3.41	22.00	3.26	21.50	3.11	20.60	2.96	19.60	2.73
		96.0	24.60	3.51	23.30	3.28	22.00	3.12	21.50	3.05	20.60	2.89	19.60	2.66
		120.0	24.60	3.51	23.30	3.28	22.00	3.12	21.50	3.05	20.60	2.82	19.60	2.66
		144.0	24.60	3.51	23.30	3.28	22.00	3.12	21.50	3.05	20.60	2.79	19.60	2.66
	20	38.4	24.60	3.07	23.30	2.91	22.00	2.84	21.50	2.76	20.60	2.61	19.60	2.45
		57.0	24.60	3.04	23.30	2.88	22.00	2.81	21.50	2.73	20.60	2.58	19.60	2.42
		96.0	24.60	2.97	23.30	2.82	22.00	2.74	21.50	2.66	20.60	2.51	19.60	2.36
		120.0	24.60	2.97	23.30	2.82	22.00	2.74	21.50	2.59	20.60	2.51	19.60	2.29
		144.0	24.60	2.97	23.30	2.82	22.00	2.74	21.50	2.56	20.60	2.51	19.60	2.25
	25	38.4	24.60	2.76	23.30	2.61	22.00	2.45	21.50	2.38	20.60	2.21	19.60	2.06
		57.0	24.60	2.73	23.30	2.58	22.00	2.42	21.50	2.35	20.60	2.21	19.60	2.06
		96.0	24.60	2.66	23.30	2.51	22.00	2.36	21.50	2.29	20.60	2.21	19.60	2.06
		120.0	24.60	2.59	23.30	2.43	22.00	2.36	21.50	2.29	20.60	2.14	19.60	2.06
		144.0	24.60	2.56	23.30	2.40	22.00	2.36	21.50	2.29	20.60	2.10	19.60	2.06
	30	38.4	24.60	2.45	23.30	2.30	22.00	2.16	21.50	2.06	20.60	2.00	19.60	1.83
		57.0	24.60	2.42	23.30	2.27	22.00	2.13	21.50	2.06	20.60	1.97	19.60	1.83
		96.0	24.60	2.36	23.30	2.21	22.00	2.06	21.50	2.06	20.60	1.91	19.60	1.83
		120.0	24.60	2.36	23.30	2.21	22.00	2.06	21.50	1.98	20.60	1.91	19.60	1.83
		144.0	24.60	2.36	23.30	2.21	22.00	2.06	21.50	1.94	20.60	1.91	19.60	1.83
	35	38.4	24.60	2.22	23.30	2.08	22.00	1.91	21.50	1.93	20.60	1.75	19.60	1.70
		57.0	24.60	2.19	23.30	2.05	22.00	1.91	21.50	1.90	20.60	1.75	19.60	1.67
		96.0	24.60	2.14	23.30	1.98	22.00	1.91	21.50	1.83	20.60	1.75	19.60	1.60
		120.0	24.60	2.14	23.30	1.98	22.00	1.83	21.50	1.83	20.60	1.75	19.60	1.60
		144.0	24.60	2.14	23.30	1.98	22.00	1.79	21.50	1.83	20.60	1.75	19.60	1.60
	40	38.4	24.60	2.08	23.30	1.93	22.00	1.77	21.50	1.68	20.60	1.60	19.60	1.54
		57.0	24.60	2.05	23.30	1.90	22.00	1.74	21.50	1.68	20.60	1.60	19.60	1.51
		96.0	24.60	1.98	23.30	1.83	22.00	1.68	21.50	1.68	20.60	1.60	19.60	1.45
120.0		24.60	1.98	23.30	1.83	22.00	1.68	21.50	1.60	20.60	1.52	19.60	1.45	
144.0		24.60	1.98	23.30	1.83	22.00	1.68	21.50	1.56	20.60	1.48	19.60	1.45	
45	38.4	24.60	1.93	23.30	1.77	22.00	1.64	21.50	1.43	20.60	1.45	19.60	1.39	
	57.0	24.60	1.90	23.30	1.74	22.00	1.58	21.50	1.46	20.60	1.45	19.60	1.36	
	96.0	24.60	1.83	23.30	1.68	22.00	1.45	21.50	1.52	20.60	1.45	19.60	1.29	
	120.0	24.60	1.83	23.30	1.68	22.00	1.52	21.50	1.37	20.60	1.29	19.60	1.29	

7. Capacity Tables

Combi. (%)	Inlet Water Temp. (°C)	Water Flow Rate (LPM)	Indoor Air Temp. (°C, DB)											
			16.0		18.0		20.0		21.0		22.0		24.0	
			TC	PI	TC	PI	TC	PI	TC	PI	TC	PI	TC	PI
70	45	144.0	24.60	1.83	23.30	1.68	22.00	1.56	21.50	1.30	20.60	1.21	19.60	1.29
60	-5	38.4	8.50	2.24	7.90	2.15	7.50	2.07	7.40	1.92	7.40	1.89	7.20	1.69
		57.0	9.00	2.32	8.40	2.23	7.90	2.14	7.80	1.99	7.80	1.96	7.60	1.75
		96.0	9.90	2.48	9.30	2.39	8.80	2.29	8.70	2.13	8.70	2.10	8.50	1.88
		120.0	11.00	2.67	10.30	2.58	9.70	2.47	9.60	2.30	9.60	2.26	9.40	2.02
		144.0	11.50	2.77	10.70	2.67	10.20	2.57	10.10	2.39	10.00	2.34	9.80	2.09
	0	38.4	15.10	3.28	14.00	3.16	13.00	3.02	12.80	2.81	12.60	2.77	12.10	2.48
		57.0	15.30	3.30	14.10	3.17	13.10	3.04	12.90	2.82	12.70	2.78	12.20	2.49
		96.0	15.60	3.33	14.40	3.20	13.40	3.07	13.10	2.85	13.00	2.81	12.50	2.51
		120.0	15.80	3.33	14.60	3.20	13.60	3.07	13.30	2.85	13.20	2.81	12.70	2.51
		144.0	15.90	3.33	14.70	3.20	13.70	3.07	13.40	2.85	13.30	2.81	12.80	2.51
	5	38.4	20.90	3.57	19.70	3.43	18.90	3.29	18.50	3.06	17.70	3.02	16.80	2.69
		57.0	21.00	3.60	19.80	3.46	18.90	3.32	18.50	3.09	17.70	3.05	16.80	2.71
		96.0	21.20	3.66	19.90	3.52	18.90	3.38	18.50	3.14	17.70	3.10	16.80	2.76
		120.0	21.20	3.69	19.90	3.55	18.90	3.40	18.50	3.17	17.70	3.11	16.80	2.78
		144.0	21.20	3.70	19.90	3.56	18.90	3.42	18.50	3.18	17.70	3.12	16.80	2.79
	10	38.4	21.00	3.28	19.80	3.14	18.90	2.99	18.50	2.79	17.70	2.74	16.80	2.45
		57.0	21.10	3.28	19.80	3.14	18.90	2.99	18.50	2.80	17.70	2.74	16.80	2.46
		96.0	21.20	3.28	19.90	3.14	18.90	2.99	18.50	2.83	17.70	2.73	16.80	2.48
		120.0	21.20	3.29	19.90	3.10	18.90	2.95	18.50	2.80	17.70	2.70	16.80	2.46
		144.0	21.20	3.29	19.90	3.09	18.90	2.94	18.50	2.78	17.70	2.69	16.80	2.45
	15	38.4	21.20	2.99	19.90	2.84	18.90	2.68	18.50	2.51	17.70	2.45	16.80	2.21
		57.0	21.20	2.96	19.90	2.81	18.90	2.65	18.50	2.51	17.70	2.42	16.80	2.21
		96.0	21.20	2.89	19.90	2.74	18.90	2.59	18.50	2.51	17.70	2.36	16.80	2.21
		120.0	21.20	2.89	19.90	2.66	18.90	2.51	18.50	2.43	17.70	2.29	16.80	2.14
		144.0	21.20	2.89	19.90	2.62	18.90	2.47	18.50	2.40	17.70	2.25	16.80	2.10
	20	38.4	21.20	2.61	19.90	2.45	18.90	2.30	18.50	2.22	17.70	2.16	16.80	2.00
		57.0	21.20	2.58	19.90	2.42	18.90	2.27	18.50	2.19	17.70	2.13	16.80	1.97
		96.0	21.20	2.51	19.90	2.36	18.90	2.21	18.50	2.14	17.70	2.06	16.80	1.91
		120.0	21.20	2.51	19.90	2.36	18.90	2.21	18.50	2.14	17.70	2.06	16.80	1.91
		144.0	21.20	2.51	19.90	2.36	18.90	2.21	18.50	2.14	17.70	2.06	16.80	1.91
	25	38.4	21.20	2.30	19.90	2.16	18.90	1.98	18.50	2.00	17.70	1.83	16.80	1.77
		57.0	21.20	2.27	19.90	2.13	18.90	1.98	18.50	1.97	17.70	1.83	16.80	1.74
		96.0	21.20	2.21	19.90	2.06	18.90	1.98	18.50	1.91	17.70	1.83	16.80	1.68
		120.0	21.20	2.21	19.90	2.06	18.90	1.91	18.50	1.91	17.70	1.83	16.80	1.68
		144.0	21.20	2.21	19.90	2.06	18.90	1.87	18.50	1.91	17.70	1.83	16.80	1.68
	30	38.4	21.20	2.08	19.90	1.93	18.90	1.85	18.50	1.77	17.70	1.70	16.80	1.62
		57.0	21.20	2.05	19.90	1.90	18.90	1.82	18.50	1.74	17.70	1.67	16.80	1.59
		96.0	21.20	1.98	19.90	1.83	18.90	1.75	18.50	1.68	17.70	1.60	16.80	1.52
		120.0	21.20	1.98	19.90	1.83	18.90	1.75	18.50	1.68	17.70	1.60	16.80	1.52
		144.0	21.20	1.98	19.90	1.83	18.90	1.75	18.50	1.68	17.70	1.60	16.80	1.52
	35	38.4	21.20	1.83	19.90	1.77	18.90	1.60	18.50	1.62	17.70	1.54	16.80	1.47
		57.0	21.20	1.83	19.90	1.74	18.90	1.60	18.50	1.59	17.70	1.51	16.80	1.44
		96.0	21.20	1.83	19.90	1.68	18.90	1.60	18.50	1.52	17.70	1.45	16.80	1.37
		120.0	21.20	1.83	19.90	1.68	18.90	1.52	18.50	1.52	17.70	1.45	16.80	1.37
		144.0	21.20	1.83	19.90	1.68	18.90	1.48	18.50	1.52	17.70	1.45	16.80	1.37
	40	38.4	21.20	1.68	19.90	1.62	18.90	1.45	18.50	1.47	17.70	1.39	16.80	1.29
		57.0	21.20	1.68	19.90	1.59	18.90	1.45	18.50	1.44	17.70	1.36	16.80	1.29
		96.0	21.20	1.68	19.90	1.52	18.90	1.45	18.50	1.37	17.70	1.29	16.80	1.29
120.0		21.20	1.68	19.90	1.52	18.90	1.45	18.50	1.37	17.70	1.29	16.80	1.29	
144.0		21.20	1.68	19.90	1.52	18.90	1.45	18.50	1.37	17.70	1.29	16.80	1.29	
45	38.4	21.20	1.52	19.90	1.47	18.90	1.29	18.50	1.31	17.70	1.24	16.80	1.12	
	57.0	21.20	1.52	19.90	1.44	18.90	1.29	18.50	1.28	17.70	1.21	16.80	1.15	
	96.0	21.20	1.52	19.90	1.37	18.90	1.29	18.50	1.22	17.70	1.14	16.80	1.22	
	120.0	21.20	1.52	19.90	1.37	18.90	1.37	18.50	1.22	17.70	1.14	16.80	1.22	

7. Capacity Tables

Combi. (%)	Inlet Water Temp. (°C)	Water Flow Rate (LPM)	Indoor Air Temp. (°C, DB)											
			16.0		18.0		20.0		21.0		22.0		24.0	
			TC	PI	TC	PI	TC	PI	TC	PI	TC	PI	TC	PI
60	45	144.0	21.20	1.52	19.90	1.37	18.90	1.41	18.50	1.22	17.70	1.14	16.80	1.22
50	-5	38.4	7.10	1.78	6.60	1.69	6.30	1.60	6.20	1.51	6.10	1.42	6.00	1.34
		57.0	7.50	1.84	7.00	1.75	6.60	1.65	6.50	1.56	6.50	1.47	6.40	1.39
		96.0	8.20	1.97	7.70	1.88	7.30	1.76	7.20	1.68	7.20	1.58	7.10	1.48
		120.0	9.10	2.13	8.60	2.02	8.10	1.91	8.00	1.81	7.90	1.69	7.80	1.60
		144.0	9.60	2.21	9.00	2.09	8.50	1.98	8.40	1.88	8.30	1.75	8.20	1.66
	0	38.4	12.60	2.61	11.70	2.48	10.80	2.33	10.60	2.21	10.50	2.08	10.10	1.96
		57.0	12.70	2.62	11.80	2.49	10.90	2.34	10.70	2.22	10.60	2.09	10.20	1.97
		96.0	13.00	2.64	12.00	2.51	11.20	2.37	10.90	2.25	10.80	2.11	10.40	1.99
		120.0	13.20	2.64	12.20	2.51	11.30	2.37	11.10	2.25	10.90	2.11	10.50	1.99
		144.0	13.30	2.64	12.20	2.51	11.40	2.37	11.20	2.25	11.00	2.11	10.60	1.99
	5	38.4	17.40	2.84	16.50	2.69	15.70	2.54	15.40	2.41	14.70	2.27	14.00	2.13
		57.0	17.50	2.86	16.50	2.71	15.70	2.56	15.40	2.43	14.70	2.29	14.00	2.15
		96.0	17.60	2.91	16.60	2.76	15.80	2.61	15.40	2.47	14.70	2.32	14.00	2.19
		120.0	17.60	2.93	16.60	2.78	15.80	2.62	15.40	2.49	14.70	2.34	14.00	2.21
		144.0	17.60	2.94	16.60	2.79	15.80	2.63	15.40	2.50	14.70	2.35	14.00	2.21
	10	38.4	17.50	2.61	16.50	2.46	15.70	2.31	15.40	2.21	14.70	2.04	14.00	1.95
		57.0	17.50	2.60	16.50	2.46	15.70	2.30	15.40	2.20	14.70	2.05	14.00	1.94
		96.0	17.60	2.59	16.60	2.45	15.80	2.29	15.40	2.19	14.70	2.07	14.00	1.93
		120.0	17.60	2.61	16.60	2.46	15.80	2.30	15.40	2.20	14.70	2.04	14.00	1.94
		144.0	17.60	2.62	16.60	2.46	15.80	2.30	15.40	2.20	14.70	2.02	14.00	1.94
	15	38.4	17.60	2.38	16.60	2.22	15.80	2.08	15.40	2.00	14.70	1.83	14.00	1.77
		57.0	17.60	2.35	16.60	2.19	15.80	2.05	15.40	1.97	14.70	1.83	14.00	1.74
		96.0	17.60	2.29	16.60	2.14	15.80	1.98	15.40	1.91	14.70	1.83	14.00	1.68
		120.0	17.60	2.29	16.60	2.14	15.80	1.98	15.40	1.91	14.70	1.75	14.00	1.68
		144.0	17.60	2.29	16.60	2.14	15.80	1.98	15.40	1.91	14.70	1.71	14.00	1.68
	20	38.4	17.60	2.08	16.60	1.93	15.80	1.85	15.40	1.77	14.70	1.70	14.00	1.52
		57.0	17.60	2.05	16.60	1.90	15.80	1.82	15.40	1.74	14.70	1.67	14.00	1.52
		96.0	17.60	1.98	16.60	1.83	15.80	1.75	15.40	1.68	14.70	1.60	14.00	1.52
		120.0	17.60	1.98	16.60	1.83	15.80	1.75	15.40	1.68	14.70	1.60	14.00	1.52
		144.0	17.60	1.98	16.60	1.83	15.80	1.75	15.40	1.68	14.70	1.60	14.00	1.52
	25	38.4	17.60	1.85	16.60	1.68	15.80	1.62	15.40	1.52	14.70	1.45	14.00	1.37
		57.0	17.60	1.82	16.60	1.68	15.80	1.59	15.40	1.52	14.70	1.45	14.00	1.37
		96.0	17.60	1.75	16.60	1.68	15.80	1.52	15.40	1.52	14.70	1.45	14.00	1.37
		120.0	17.60	1.75	16.60	1.68	15.80	1.52	15.40	1.52	14.70	1.45	14.00	1.37
		144.0	17.60	1.75	16.60	1.68	15.80	1.52	15.40	1.52	14.70	1.45	14.00	1.37
	30	38.4	17.60	1.70	16.60	1.54	15.80	1.47	15.40	1.37	14.70	1.39	14.00	1.31
		57.0	17.60	1.67	16.60	1.51	15.80	1.44	15.40	1.37	14.70	1.36	14.00	1.28
		96.0	17.60	1.60	16.60	1.45	15.80	1.37	15.40	1.37	14.70	1.29	14.00	1.22
		120.0	17.60	1.60	16.60	1.45	15.80	1.37	15.40	1.37	14.70	1.29	14.00	1.22
		144.0	17.60	1.60	16.60	1.45	15.80	1.37	15.40	1.37	14.70	1.29	14.00	1.22
	35	38.4	17.60	1.54	16.60	1.37	15.80	1.29	15.40	1.31	14.70	1.22	14.00	1.14
		57.0	17.60	1.51	16.60	1.37	15.80	1.29	15.40	1.28	14.70	1.22	14.00	1.14
		96.0	17.60	1.45	16.60	1.37	15.80	1.29	15.40	1.22	14.70	1.22	14.00	1.14
		120.0	17.60	1.45	16.60	1.37	15.80	1.29	15.40	1.22	14.70	1.22	14.00	1.14
		144.0	17.60	1.45	16.60	1.37	15.80	1.29	15.40	1.22	14.70	1.22	14.00	1.14
	40	38.4	17.60	1.39	16.60	1.31	15.80	1.24	15.40	1.14	14.70	1.16	14.00	1.06
		57.0	17.60	1.36	16.60	1.28	15.80	1.21	15.40	1.14	14.70	1.13	14.00	1.06
		96.0	17.60	1.29	16.60	1.22	15.80	1.14	15.40	1.14	14.70	1.06	14.00	1.06
120.0		17.60	1.29	16.60	1.22	15.80	1.14	15.40	1.14	14.70	1.06	14.00	1.06	
144.0		17.60	1.29	16.60	1.22	15.80	1.14	15.40	1.14	14.70	1.06	14.00	1.06	
45	38.4	17.60	1.24	16.60	1.26	15.80	1.18	15.40	0.97	14.70	1.10	14.00	0.99	
	57.0	17.60	1.21	16.60	1.20	15.80	1.12	15.40	1.00	14.70	1.04	14.00	0.99	
	96.0	17.60	1.14	16.60	1.06	15.80	0.99	15.40	1.06	14.70	0.91	14.00	0.99	
	120.0	17.60	1.14	16.60	1.06	15.80	0.99	15.40	1.06	14.70	0.91	14.00	0.99	

7. Capacity Tables

Combi. (%)	Inlet Water Temp. (°C)	Water Flow Rate (LPM)	Indoor Air Temp. (°C, DB)											
			16.0		18.0		20.0		21.0		22.0		24.0	
			TC	PI	TC	PI	TC	PI	TC	PI	TC	PI	TC	PI
50	45	144.0	17.60	1.14	16.60	1.06	15.80	0.99	15.40	1.06	14.70	0.91	14.00	0.99

Note

- TC: Total Capacity(kW), PI : Power Input(kW)
- Capacity tables show the average value of conditions which may occur.
- The minimum flow rate of the product is based on 50% of the rated flow rate or the value indicated in the specification table, whichever is greater.
However, when the 'Variable Water Flow Valve Control KIT' is applied, the minimum flow rate is allowed to 40% (gray colored area) of the rated flow rate.
- If the flow rate is less than minimum flow rate and the indoor unit combination ratio exceeds 130%, ask to LG Electronics even if the 'Variable Water Flow Valve Control KIT' is applied.

7. Capacity Tables

CRWM120LAS5

Combi. (%)	Inlet Water Temp. (°C)	Water Flow Rate (LPM)	Indoor Air Temp. (°C, DB)											
			16.0		18.0		20.0		21.0		22.0		24.0	
			TC	PI	TC	PI	TC	PI	TC	PI	TC	PI	TC	PI
130	-5	46.0	17.90	5.82	17.80	5.48	17.60	5.10	17.40	4.95	17.60	4.82	17.10	4.32
		57.0	18.40	5.90	18.30	5.56	18.10	5.19	17.90	5.04	18.10	4.90	17.60	4.39
		115.0	20.90	6.33	20.70	6.01	20.60	5.66	20.40	5.49	20.60	5.34	20.10	4.79
		143.8	23.10	6.73	22.90	6.42	22.80	6.10	22.50	5.93	22.80	5.76	22.20	5.17
		170.0	25.10	7.09	24.90	6.79	24.80	6.50	24.40	6.33	24.80	6.14	24.10	5.52
	0	46.0	31.90	7.96	31.20	7.73	30.60	7.47	29.90	7.26	30.00	7.06	28.60	6.33
		57.0	32.10	7.98	31.30	7.74	30.70	7.49	30.00	7.28	30.10	7.08	28.70	6.34
		115.0	32.90	8.07	32.10	7.82	31.40	7.58	30.80	7.37	30.90	7.16	29.50	6.42
		143.8	33.40	8.07	32.60	7.82	31.90	7.58	31.20	7.37	31.30	7.16	29.90	6.42
		170.0	33.90	8.07	33.10	7.82	32.40	7.58	31.60	7.37	31.70	7.16	30.30	6.42
	5	46.0	46.00	8.56	45.30	8.35	44.40	8.14	43.30	7.91	42.10	7.69	39.80	6.88
		57.0	46.10	8.59	45.40	8.38	44.40	8.17	43.30	7.94	42.10	7.72	39.80	6.91
		115.0	46.80	8.75	45.70	8.54	44.40	8.34	43.30	8.11	42.10	7.88	39.80	7.07
		143.8	47.10	8.81	45.90	8.60	44.40	8.40	43.30	8.17	42.10	7.94	39.80	7.11
		170.0	47.40	8.86	46.10	8.65	44.40	8.45	43.30	8.22	42.10	7.99	39.80	7.15
	10	46.0	46.10	7.79	45.30	7.53	44.20	7.39	43.10	7.22	41.90	6.97	39.60	6.29
		57.0	46.30	7.78	45.50	7.53	44.30	7.40	43.20	7.22	42.00	6.97	39.70	6.29
		115.0	47.40	7.72	46.40	7.56	45.10	7.46	44.00	7.21	42.70	6.95	40.40	6.27
		143.8	47.70	7.82	46.70	7.67	45.40	7.49	44.20	7.24	43.00	7.07	40.60	6.57
		170.0	48.00	7.91	47.00	7.77	45.70	7.52	44.40	7.27	43.30	7.18	40.80	6.84
	15	46.0	46.10	7.02	45.30	6.72	44.10	6.65	42.90	6.54	41.80	6.26	39.40	5.70
		57.0	46.40	6.96	45.60	6.70	44.40	6.64	43.20	6.50	42.10	6.22	39.70	5.66
		115.0	48.00	6.67	47.00	6.58	45.80	6.58	44.70	6.30	43.40	6.02	41.00	5.46
		143.8	48.30	6.83	47.50	6.73	46.40	6.58	45.10	6.30	44.00	6.19	41.50	6.02
		170.0	48.60	6.98	48.00	6.87	46.90	6.58	45.50	6.30	44.50	6.34	42.00	6.53
	20	46.0	47.90	6.44	47.00	6.14	45.80	6.01	44.50	5.81	43.20	5.68	40.70	5.51
		57.0	48.20	6.40	47.30	6.14	46.10	6.01	44.80	5.83	43.50	5.71	41.00	5.47
		115.0	49.80	6.21	48.90	6.12	47.50	5.98	46.30	5.93	45.10	5.88	42.50	5.28
		143.8	50.00	6.21	49.30	6.12	48.10	6.02	46.70	5.93	45.50	5.88	42.90	5.62
		170.0	50.20	6.21	49.70	6.12	48.60	6.06	47.10	5.93	45.90	5.88	43.30	5.93
	25	46.0	50.60	6.14	49.30	5.96	48.10	5.86	47.20	5.76	46.10	5.68	43.50	5.31
		57.0	50.60	6.12	49.30	5.95	48.10	5.84	47.20	5.74	46.10	5.66	43.50	5.29
		115.0	50.60	6.02	49.30	5.91	48.10	5.74	47.20	5.66	46.10	5.56	43.50	5.19
		143.8	50.60	5.93	49.30	5.76	48.10	5.66	47.20	5.56	46.10	5.46	43.50	5.10
		170.0	50.60	5.85	49.30	5.62	48.10	5.59	47.20	5.47	46.10	5.37	43.50	5.02
	30	46.0	50.60	5.98	49.30	5.68	48.10	5.63	47.20	5.49	46.10	5.43	43.50	5.05
		57.0	50.60	5.94	49.30	5.67	48.10	5.60	47.20	5.47	46.10	5.39	43.50	5.01
		115.0	50.60	5.74	49.30	5.64	48.10	5.46	47.20	5.38	46.10	5.19	43.50	4.82
		143.8	50.60	5.66	49.30	5.48	48.10	5.38	47.20	5.28	46.10	5.19	43.50	4.82
		170.0	50.60	5.59	49.30	5.33	48.10	5.31	47.20	5.19	46.10	5.19	43.50	4.82
	35	46.0	50.60	5.70	49.30	5.51	48.10	5.40	47.20	5.21	46.10	5.03	43.50	4.68
		57.0	50.60	5.66	49.30	5.49	48.10	5.38	47.20	5.19	46.10	5.01	43.50	4.64
		115.0	50.60	5.46	49.30	5.36	48.10	5.28	47.20	5.10	46.10	4.91	43.50	4.45
		143.8	50.60	5.46	49.30	5.30	48.10	5.19	47.20	5.00	46.10	4.82	43.50	4.45
		170.0	50.60	5.46	49.30	5.25	48.10	5.11	47.20	4.91	46.10	4.74	43.50	4.45
	40	46.0	50.60	5.51	49.30	5.34	48.10	5.23	47.20	5.05	46.10	4.87	43.50	4.40
		57.0	50.60	5.47	49.30	5.31	48.10	5.19	47.20	5.01	46.10	4.83	43.50	4.36
		115.0	50.60	5.28	49.30	5.17	48.10	5.00	47.20	4.82	46.10	4.63	43.50	4.17
143.8		50.60	5.19	49.30	5.08	48.10	5.00	47.20	4.82	46.10	4.63	43.50	4.17	
170.0		50.60	5.11	49.30	5.00	48.10	5.00	47.20	4.82	46.10	4.63	43.50	4.17	
45	46.0	50.60	5.33	49.30	5.15	48.10	5.07	47.20	4.89	46.10	4.70	43.50	4.12	
	57.0	50.60	5.29	49.30	5.12	48.10	5.02	47.20	4.83	46.10	4.64	43.50	4.08	
	115.0	50.60	5.10	49.30	4.98	48.10	4.73	47.20	4.54	46.10	4.35	43.50	3.89	
	143.8	50.60	4.91	49.30	4.86	48.10	4.82	47.20	4.63	46.10	4.45	43.50	3.89	

7. Capacity Tables

Combi. (%)	Inlet Water Temp. (°C)	Water Flow Rate (LPM)	Indoor Air Temp. (°C, DB)											
			16.0		18.0		20.0		21.0		22.0		24.0	
			TC	PI	TC	PI	TC	PI	TC	PI	TC	PI	TC	PI
130	45	170.0	50.60	4.74	49.30	4.75	48.10	4.90	47.20	4.71	46.10	4.54	43.50	3.89
120	-5	46.0	17.00	5.82	16.90	5.48	16.80	5.10	16.60	4.89	16.70	4.75	16.20	4.25
		57.0	17.50	5.90	17.30	5.56	17.20	5.19	17.00	4.97	17.20	4.83	16.60	4.32
		115.0	19.90	6.33	19.70	6.01	19.60	5.66	19.40	5.42	19.60	5.26	19.00	4.72
		143.8	22.00	6.73	21.80	6.42	21.70	6.10	21.40	5.85	21.60	5.68	21.00	5.08
		170.0	23.90	7.09	23.70	6.79	23.60	6.50	23.20	6.24	23.40	6.06	22.80	5.41
	0	46.0	30.40	7.96	29.60	7.73	29.00	7.47	28.40	7.16	28.40	6.96	27.10	6.22
		57.0	30.50	7.98	29.70	7.74	29.10	7.49	28.50	7.18	28.50	6.98	27.20	6.24
		115.0	31.30	8.07	30.50	7.82	29.90	7.58	29.30	7.27	29.30	7.06	28.00	6.32
		143.8	31.80	8.07	31.00	7.82	30.30	7.58	29.70	7.27	29.70	7.06	28.40	6.32
		170.0	32.30	8.07	31.50	7.82	30.70	7.58	30.10	7.27	30.10	7.06	28.80	6.32
	5	46.0	43.80	8.56	43.10	8.35	42.20	8.14	41.20	7.79	39.90	7.57	37.70	6.78
		57.0	43.90	8.59	43.20	8.38	42.20	8.17	41.20	7.82	39.90	7.60	37.70	6.81
		115.0	44.60	8.75	43.50	8.54	42.20	8.34	41.20	7.99	39.90	7.76	37.70	6.95
		143.8	44.80	8.81	43.30	8.60	42.20	8.40	41.20	8.05	39.90	7.82	37.70	7.00
		170.0	45.00	8.86	43.10	8.65	42.20	8.45	41.20	8.10	39.90	7.87	37.70	7.05
	10	46.0	44.00	7.69	43.10	7.48	42.10	7.33	41.10	7.10	39.80	6.87	37.60	6.18
		57.0	44.20	7.71	43.20	7.50	42.20	7.35	41.20	7.11	39.90	6.87	37.70	6.18
		115.0	45.00	7.82	44.00	7.62	42.70	7.46	41.60	7.15	40.30	6.84	38.10	6.21
		143.8	45.20	7.79	43.90	7.62	42.80	7.49	41.80	7.18	40.50	6.87	38.30	6.42
		170.0	45.40	7.76	43.80	7.62	42.90	7.52	42.00	7.21	40.70	6.90	38.50	6.61
	15	46.0	44.10	6.82	43.20	6.62	42.00	6.52	40.90	6.42	39.70	6.16	37.50	5.58
		57.0	44.30	6.83	43.40	6.63	42.20	6.53	41.10	6.40	39.90	6.12	37.70	5.56
		115.0	45.40	6.89	44.50	6.69	43.10	6.58	42.10	6.30	40.70	5.93	38.50	5.46
		143.8	45.60	6.79	44.50	6.63	43.50	6.58	42.40	6.30	41.00	5.93	38.90	5.84
		170.0	45.80	6.70	44.50	6.58	43.90	6.58	42.70	6.30	41.30	5.93	39.30	6.19
	20	46.0	45.30	6.14	44.50	5.87	43.10	5.72	41.90	5.63	40.60	5.56	38.40	5.28
		57.0	45.50	6.14	44.70	5.89	43.30	5.74	42.10	5.65	40.80	5.56	38.60	5.27
		115.0	46.80	6.14	45.80	5.98	44.30	5.84	43.30	5.74	41.80	5.54	39.50	5.19
		143.8	47.00	6.08	45.70	5.93	44.70	5.84	43.50	5.74	42.10	5.56	39.80	5.38
		170.0	47.20	6.03	45.60	5.88	45.10	5.84	43.70	5.74	42.40	5.58	40.10	5.55
	25	46.0	47.50	5.80	46.10	5.53	44.70	5.43	43.70	5.31	42.50	5.21	40.20	4.85
		57.0	47.50	5.78	46.10	5.52	44.70	5.42	43.70	5.29	42.50	5.19	40.20	4.83
		115.0	47.60	5.69	46.10	5.48	44.70	5.38	43.70	5.19	42.50	5.10	40.20	4.73
		143.8	47.80	5.48	46.10	5.34	44.70	5.28	43.70	5.19	42.50	5.00	40.20	4.73
		170.0	48.00	5.29	46.10	5.21	44.70	5.19	43.70	5.19	42.50	4.91	40.20	4.73
	30	46.0	47.80	5.55	46.10	5.28	44.70	5.12	43.70	4.93	42.50	4.87	40.20	4.47
		57.0	47.80	5.51	46.10	5.25	44.70	5.10	43.70	4.91	42.50	4.83	40.20	4.45
		115.0	47.80	5.32	46.10	5.12	44.70	5.00	43.70	4.82	42.50	4.63	40.20	4.35
		143.8	47.80	5.15	46.10	5.00	44.70	4.91	43.70	4.82	42.50	4.63	40.20	4.27
		170.0	47.80	5.00	46.10	4.89	44.70	4.83	43.70	4.82	42.50	4.63	40.20	4.20
	35	46.0	47.80	5.30	46.10	5.01	44.70	4.87	43.70	4.68	42.50	4.49	40.20	4.10
		57.0	47.80	5.24	46.10	4.97	44.70	4.83	43.70	4.64	42.50	4.45	40.20	4.08
		115.0	47.80	4.93	46.10	4.78	44.70	4.63	43.70	4.45	42.50	4.27	40.20	3.99
		143.8	47.80	4.87	46.10	4.75	44.70	4.63	43.70	4.45	42.50	4.27	40.20	3.89
		170.0	47.80	4.82	46.10	4.72	44.70	4.63	43.70	4.45	42.50	4.27	40.20	3.80
	40	46.0	47.80	5.14	46.10	4.78	44.70	4.59	43.70	4.40	42.50	4.22	40.20	3.82
		57.0	47.80	5.06	46.10	4.74	44.70	4.55	43.70	4.36	42.50	4.18	40.20	3.80
		115.0	47.80	4.65	46.10	4.51	44.70	4.35	43.70	4.17	42.50	3.99	40.20	3.71
143.8		47.80	4.59	46.10	4.45	44.70	4.35	43.70	4.17	42.50	3.99	40.20	3.61	
170.0		47.80	4.54	46.10	4.40	44.70	4.35	43.70	4.17	42.50	3.99	40.20	3.52	
45	46.0	47.80	4.98	46.10	4.55	44.70	4.31	43.70	4.12	42.50	3.94	40.20	3.54	
	57.0	47.80	4.88	46.10	4.50	44.70	4.27	43.70	4.08	42.50	3.90	40.20	3.52	
	115.0	47.80	4.37	46.10	4.23	44.70	4.07	43.70	3.89	42.50	3.71	40.20	3.43	
	143.8	47.80	4.31	46.10	4.15	44.70	4.07	43.70	3.89	42.50	3.71	40.20	3.34	

7. Capacity Tables

Combi. (%)	Inlet Water Temp. (°C)	Water Flow Rate (LPM)	Indoor Air Temp. (°C, DB)											
			16.0		18.0		20.0		21.0		22.0		24.0	
			TC	PI	TC	PI	TC	PI	TC	PI	TC	PI	TC	PI
120	45	170.0	47.80	4.26	46.10	4.08	44.70	4.07	43.70	3.89	42.50	3.71	40.20	3.26
110	-5	46.0	16.10	5.90	16.00	5.48	15.90	5.10	15.70	4.89	15.70	4.75	15.40	4.25
		57.0	16.50	5.98	16.40	5.56	16.30	5.19	16.10	4.97	16.10	4.83	15.80	4.32
		115.0	18.80	6.40	18.70	6.01	18.60	5.66	18.40	5.42	18.40	5.26	18.00	4.72
		143.8	20.80	6.82	20.60	6.42	20.50	6.10	20.30	5.85	20.30	5.68	19.90	5.08
		170.0	22.60	7.20	22.30	6.79	22.20	6.50	22.00	6.24	22.00	6.06	21.60	5.41
	0	46.0	28.70	8.07	28.10	7.73	27.50	7.47	27.00	7.16	26.70	6.96	25.70	6.22
		57.0	28.80	8.09	28.20	7.74	27.60	7.49	27.10	7.18	26.80	6.98	25.80	6.24
		115.0	29.60	8.17	28.90	7.82	28.30	7.58	27.80	7.27	27.50	7.06	26.50	6.32
		143.8	30.00	8.17	29.40	7.82	28.80	7.58	28.20	7.27	28.00	7.06	26.90	6.32
		170.0	30.40	8.17	29.90	7.82	29.30	7.58	28.60	7.27	28.50	7.06	27.30	6.32
	5	46.0	41.90	8.68	40.90	8.35	40.00	8.14	39.10	7.79	37.60	7.57	35.70	6.78
		57.0	42.00	8.71	41.00	8.38	40.00	8.17	39.10	7.82	37.60	7.60	35.70	6.81
		115.0	42.60	8.87	41.30	8.54	40.00	8.34	39.10	7.99	37.60	7.76	35.70	6.95
		143.8	42.90	8.92	41.40	8.60	40.00	8.40	39.10	8.05	37.60	7.82	35.70	7.00
		170.0	43.20	8.97	41.50	8.65	40.00	8.45	39.10	8.10	37.60	7.87	35.70	7.05
	10	46.0	42.10	7.78	41.00	7.51	39.90	7.35	39.00	7.10	37.50	6.87	35.70	6.18
		57.0	42.20	7.79	41.10	7.53	39.90	7.37	39.00	7.11	37.50	6.87	35.70	6.18
		115.0	42.90	7.85	41.60	7.62	40.20	7.46	39.30	7.15	37.80	6.84	35.90	6.21
		143.8	43.10	7.85	41.70	7.62	40.40	7.44	39.40	7.13	37.90	6.87	36.00	6.28
		170.0	43.30	7.85	41.80	7.62	40.60	7.42	39.50	7.11	38.00	6.90	36.10	6.34
	15	46.0	42.20	6.88	41.10	6.69	39.90	6.58	39.00	6.42	37.40	6.16	35.60	5.58
		57.0	42.30	6.87	41.20	6.69	40.00	6.58	39.10	6.40	37.50	6.12	35.70	5.56
		115.0	43.10	6.83	41.80	6.69	40.50	6.58	39.50	6.30	38.00	5.93	36.10	5.46
		143.8	43.30	6.79	42.10	6.63	40.70	6.49	39.70	6.21	38.20	5.93	36.30	5.56
		170.0	43.50	6.75	42.40	6.58	40.90	6.41	39.90	6.13	38.40	5.93	36.50	5.65
	20	46.0	43.00	5.94	41.80	5.80	40.50	5.66	39.40	5.56	37.90	5.40	35.90	5.05
		57.0	43.20	5.95	41.90	5.80	40.60	5.66	39.50	5.56	38.00	5.38	36.00	5.04
		115.0	44.10	6.00	42.50	5.80	41.00	5.66	40.10	5.56	38.50	5.28	36.60	5.00
		143.8	44.40	6.00	42.90	5.80	41.30	5.66	40.20	5.46	38.70	5.28	36.70	5.00
		170.0	44.70	6.00	43.30	5.80	41.60	5.66	40.30	5.37	38.90	5.28	36.80	5.00
	25	46.0	44.30	5.41	43.00	5.21	41.30	5.12	40.40	4.93	39.00	4.75	36.90	4.35
		57.0	44.40	5.40	43.00	5.19	41.30	5.10	40.40	4.91	39.00	4.73	36.90	4.35
		115.0	44.80	5.36	43.00	5.10	41.30	5.00	40.40	4.82	39.00	4.63	36.90	4.35
		143.8	45.00	5.36	43.00	5.12	41.30	4.91	40.40	4.82	39.00	4.54	36.90	4.27
		170.0	45.20	5.36	43.00	5.14	41.30	4.83	40.40	4.82	39.00	4.46	36.90	4.20
	30	46.0	45.00	4.93	43.00	4.75	41.30	4.57	40.40	4.47	39.00	4.19	36.90	3.92
		57.0	45.00	4.91	43.00	4.73	41.30	4.55	40.40	4.45	39.00	4.17	36.90	3.90
		115.0	45.00	4.82	43.00	4.63	41.30	4.45	40.40	4.35	39.00	4.07	36.90	3.80
		143.8	45.00	4.78	43.00	4.54	41.30	4.35	40.40	4.27	39.00	4.07	36.90	3.80
		170.0	45.00	4.74	43.00	4.46	41.30	4.26	40.40	4.20	39.00	4.07	36.90	3.80
	35	46.0	45.00	4.68	43.00	4.37	41.30	4.19	40.40	4.01	39.00	3.82	36.90	3.54
		57.0	45.00	4.64	43.00	4.35	41.30	4.17	40.40	3.99	39.00	3.80	36.90	3.52
		115.0	45.00	4.45	43.00	4.27	41.30	4.07	40.40	3.89	39.00	3.71	36.90	3.43
		143.8	45.00	4.33	43.00	4.17	41.30	3.99	40.40	3.89	39.00	3.71	36.90	3.43
		170.0	45.00	4.22	43.00	4.08	41.30	3.92	40.40	3.89	39.00	3.71	36.90	3.43
	40	46.0	45.00	4.40	43.00	4.22	41.30	3.94	40.40	3.73	39.00	3.54	36.90	3.26
		57.0	45.00	4.36	43.00	4.18	41.30	3.90	40.40	3.71	39.00	3.52	36.90	3.24
		115.0	45.00	4.17	43.00	3.99	41.30	3.71	40.40	3.61	39.00	3.43	36.90	3.15
143.8		45.00	4.11	43.00	3.89	41.30	3.71	40.40	3.52	39.00	3.34	36.90	3.06	
170.0		45.00	4.06	43.00	3.80	41.30	3.71	40.40	3.44	39.00	3.26	36.90	2.98	
45	46.0	45.00	4.12	43.00	4.06	41.30	3.68	40.40	3.46	39.00	3.26	36.90	2.98	
	57.0	45.00	4.08	43.00	4.00	41.30	3.63	40.40	3.44	39.00	3.24	36.90	2.96	
	115.0	45.00	3.89	43.00	3.71	41.30	3.34	40.40	3.34	39.00	3.15	36.90	2.88	
	143.8	45.00	3.89	43.00	3.61	41.30	3.43	40.40	3.15	39.00	2.96	36.90	2.68	

7. Capacity Tables

Combi. (%)	Inlet Water Temp. (°C)	Water Flow Rate (LPM)	Indoor Air Temp. (°C, DB)											
			16.0		18.0		20.0		21.0		22.0		24.0	
			TC	PI	TC	PI	TC	PI	TC	PI	TC	PI	TC	PI
110	45	170.0	45.00	3.89	43.00	3.52	41.30	3.51	40.40	2.98	39.00	2.79	36.90	2.50
100	-5	46.0	15.20	5.90	15.10	5.56	15.00	5.10	14.90	4.89	14.80	4.67	14.50	4.25
		57.0	15.60	5.98	15.50	5.64	15.40	5.19	15.30	4.97	15.20	4.75	14.90	4.32
		115.0	17.80	6.40	17.70	6.09	17.60	5.66	17.40	5.42	17.30	5.19	17.00	4.72
		143.8	19.70	6.82	19.50	6.51	19.40	6.10	19.20	5.85	19.10	5.59	18.70	5.08
		170.0	21.40	7.20	21.10	6.89	21.00	6.50	20.80	6.24	20.70	5.95	20.20	5.41
	0	46.0	27.20	8.07	26.60	7.83	26.00	7.47	25.60	7.16	25.10	6.85	24.20	6.22
		57.0	27.30	8.09	26.70	7.85	26.10	7.49	25.70	7.18	25.20	6.87	24.30	6.24
		115.0	28.00	8.17	27.40	7.93	26.80	7.58	26.30	7.27	25.80	6.95	24.90	6.32
		143.8	28.40	8.17	27.80	7.93	27.20	7.58	26.70	7.27	26.20	6.95	25.30	6.32
		170.0	28.80	8.17	28.20	7.93	27.60	7.58	27.10	7.27	26.60	6.95	25.70	6.32
	5	46.0	40.10	8.68	38.70	8.46	37.80	8.14	37.00	7.79	35.20	7.46	33.60	6.78
		57.0	40.20	8.71	38.80	8.49	37.80	8.17	37.00	7.82	35.20	7.49	33.60	6.81
		115.0	40.80	8.87	39.10	8.66	37.80	8.34	37.00	7.99	35.20	7.65	33.60	6.95
		143.8	41.00	8.92	39.20	8.71	37.80	8.40	37.00	8.05	35.20	7.70	33.60	7.00
		170.0	41.20	8.97	39.30	8.76	37.80	8.45	37.00	8.10	35.20	7.75	33.60	7.05
	10	46.0	40.30	7.76	38.90	7.59	37.80	7.35	37.00	7.10	35.20	6.75	33.60	6.18
		57.0	40.40	7.79	38.90	7.61	37.80	7.37	37.00	7.11	35.20	6.76	33.60	6.18
		115.0	40.80	7.94	39.10	7.71	37.80	7.46	37.00	7.15	35.20	6.79	33.60	6.21
		143.8	41.10	7.91	39.30	7.71	37.80	7.44	37.00	7.13	35.20	6.77	33.60	6.18
		170.0	41.40	7.88	39.50	7.71	37.80	7.42	37.00	7.11	35.20	6.75	33.60	6.15
	15	46.0	40.50	6.84	39.00	6.72	37.80	6.58	37.00	6.42	35.20	6.04	33.60	5.58
		57.0	40.50	6.87	39.00	6.72	37.80	6.58	37.00	6.40	35.20	6.02	33.60	5.56
		115.0	40.80	7.01	39.20	6.75	37.80	6.58	37.00	6.30	35.20	5.93	33.60	5.46
		143.8	41.10	6.89	39.40	6.69	37.80	6.49	37.00	6.21	35.20	5.84	33.60	5.38
		170.0	41.40	6.78	39.60	6.64	37.80	6.41	37.00	6.13	35.20	5.76	33.60	5.31
	20	46.0	40.70	5.85	39.30	5.70	37.80	5.56	37.00	5.49	35.20	5.12	33.60	4.87
		57.0	40.80	5.87	39.30	5.70	37.80	5.56	37.00	5.47	35.20	5.10	33.60	4.83
		115.0	41.50	5.98	39.40	5.72	37.80	5.56	37.00	5.38	35.20	5.00	33.60	4.63
		143.8	41.70	5.88	39.70	5.68	37.80	5.46	37.00	5.28	35.20	4.91	33.60	4.54
		170.0	41.90	5.79	40.00	5.64	37.80	5.37	37.00	5.19	35.20	4.83	33.60	4.46
	25	46.0	41.20	5.11	39.90	4.95	37.80	4.75	37.00	4.57	35.20	4.29	33.60	3.89
		57.0	41.30	5.11	39.90	4.93	37.80	4.73	37.00	4.55	35.20	4.27	33.60	3.89
		115.0	42.00	5.14	39.90	4.82	37.80	4.63	37.00	4.45	35.20	4.17	33.60	3.89
		143.8	42.20	5.02	39.90	4.78	37.80	4.54	37.00	4.35	35.20	4.17	33.60	3.80
		170.0	42.40	4.91	39.90	4.74	37.80	4.46	37.00	4.26	35.20	4.17	33.60	3.72
	30	46.0	42.20	4.65	39.90	4.29	37.80	4.00	37.00	3.92	35.20	3.61	33.60	3.46
		57.0	42.20	4.63	39.90	4.27	37.80	3.99	37.00	3.90	35.20	3.61	33.60	3.44
		115.0	42.20	4.54	39.90	4.17	37.80	3.95	37.00	3.80	35.20	3.61	33.60	3.34
		143.8	42.20	4.45	39.90	4.17	37.80	3.89	37.00	3.80	35.20	3.52	33.60	3.34
		170.0	42.20	4.37	39.90	4.17	37.80	3.84	37.00	3.80	35.20	3.44	33.60	3.34
	35	46.0	42.20	4.31	39.90	3.94	37.80	3.53	37.00	3.46	35.20	3.26	33.60	2.98
		57.0	42.20	4.27	39.90	3.90	37.80	3.52	37.00	3.44	35.20	3.24	33.60	2.96
		115.0	42.20	4.07	39.90	3.71	37.80	3.48	37.00	3.34	35.20	3.15	33.60	2.88
		143.8	42.20	4.07	39.90	3.71	37.80	3.43	37.00	3.34	35.20	3.15	33.60	2.88
		170.0	42.20	4.07	39.90	3.71	37.80	3.38	37.00	3.34	35.20	3.15	33.60	2.88
	40	46.0	42.20	4.04	39.90	3.66	37.80	3.16	37.00	3.08	35.20	2.90	33.60	2.71
		57.0	42.20	4.00	39.90	3.62	37.80	3.15	37.00	3.06	35.20	2.88	33.60	2.69
		115.0	42.20	3.80	39.90	3.43	37.80	3.12	37.00	2.96	35.20	2.78	33.60	2.60
143.8		42.20	3.71	39.90	3.43	37.80	3.06	37.00	2.96	35.20	2.78	33.60	2.60	
170.0		42.20	3.63	39.90	3.43	37.80	3.01	37.00	2.96	35.20	2.78	33.60	2.60	
45	46.0	42.20	3.76	39.90	3.38	37.80	2.79	37.00	2.71	35.20	2.53	33.60	2.43	
	57.0	42.20	3.72	39.90	3.34	37.80	2.78	37.00	2.69	35.20	2.51	33.60	2.41	
	115.0	42.20	3.52	39.90	3.15	37.80	2.74	37.00	2.60	35.20	2.41	33.60	2.32	
	143.8	42.20	3.34	39.90	3.15	37.80	2.68	37.00	2.60	35.20	2.41	33.60	2.32	

7. Capacity Tables

Combi. (%)	Inlet Water Temp. (°C)	Water Flow Rate (LPM)	Indoor Air Temp. (°C, DB)											
			16.0		18.0		20.0		21.0		22.0		24.0	
			TC	PI	TC	PI	TC	PI	TC	PI	TC	PI	TC	PI
100	45	170.0	42.20	3.18	39.90	3.15	37.80	2.63	37.00	2.60	35.20	2.41	33.60	2.32
90	-5	46.0	14.30	5.48	13.90	4.99	13.50	4.38	13.40	4.17	13.30	4.02	13.10	3.61
		57.0	14.70	5.55	14.30	5.06	13.90	4.46	13.80	4.24	13.70	4.09	13.50	3.67
		115.0	16.80	5.94	16.30	5.45	15.80	4.86	15.70	4.63	15.60	4.47	15.30	4.01
		143.8	18.60	6.32	18.00	5.84	17.40	5.24	17.30	4.99	17.20	4.81	16.90	4.32
		170.0	20.20	6.67	19.50	6.19	18.90	5.59	18.80	5.32	18.70	5.12	18.40	4.60
	0	46.0	25.70	7.46	24.50	7.00	23.30	6.42	23.00	6.13	22.60	5.90	21.80	5.30
		57.0	25.80	7.47	24.60	7.01	23.40	6.43	23.10	6.14	22.70	5.91	21.90	5.31
		115.0	26.40	7.55	25.20	7.09	24.10	6.51	23.70	6.21	23.30	5.98	22.40	5.37
		143.8	26.80	7.55	25.60	7.09	24.40	6.51	24.00	6.21	23.70	5.98	22.80	5.37
		170.0	27.20	7.55	26.00	7.09	24.70	6.51	24.30	6.21	24.10	5.98	23.20	5.37
	5	46.0	36.30	8.01	35.10	7.56	34.00	6.99	33.30	6.67	31.80	6.42	30.30	5.76
		57.0	36.30	8.04	35.10	7.59	34.00	7.02	33.30	6.70	31.80	6.45	30.30	5.78
		115.0	36.40	8.19	35.00	7.74	34.00	7.16	33.30	6.83	31.80	6.59	30.30	5.91
		143.8	36.60	8.23	35.10	7.78	34.00	7.22	33.30	6.88	31.80	6.63	30.30	5.95
		170.0	36.80	8.27	35.20	7.82	34.00	7.27	33.30	6.93	31.80	6.67	30.30	5.99
	10	46.0	36.40	7.07	35.20	6.72	34.00	6.33	33.30	6.07	31.80	5.82	30.30	5.25
		57.0	36.40	7.07	35.20	6.73	34.00	6.34	33.30	6.08	31.80	5.82	30.30	5.25
		115.0	36.40	7.09	35.00	6.76	34.00	6.37	33.30	6.11	31.80	5.80	30.30	5.27
		143.8	36.60	7.07	35.10	6.74	34.00	6.35	33.30	6.09	31.80	5.82	30.30	5.29
		170.0	36.80	7.05	35.20	6.72	34.00	6.33	33.30	6.07	31.80	5.84	30.30	5.31
	15	46.0	36.60	6.12	35.30	5.90	34.00	5.68	33.30	5.49	31.80	5.23	30.30	4.75
		57.0	36.60	6.10	35.30	5.88	34.00	5.66	33.30	5.47	31.80	5.19	30.30	4.73
		115.0	36.30	6.00	35.00	5.78	34.00	5.56	33.30	5.38	31.80	5.00	30.30	4.63
		143.8	36.60	5.91	35.10	5.69	34.00	5.46	33.30	5.28	31.80	5.00	30.30	4.63
		170.0	36.90	5.83	35.20	5.61	34.00	5.37	33.30	5.19	31.80	5.00	30.30	4.63
	20	46.0	36.90	5.17	35.50	5.02	34.00	4.85	33.30	4.65	31.80	4.49	30.30	4.22
		57.0	36.90	5.17	35.40	5.01	34.00	4.83	33.30	4.63	31.80	4.45	30.30	4.18
		115.0	36.70	5.17	35.10	4.95	34.00	4.73	33.30	4.54	31.80	4.27	30.30	3.99
		143.8	36.80	5.08	35.20	4.91	34.00	4.73	33.30	4.54	31.80	4.27	30.30	3.99
		170.0	36.90	5.00	35.30	4.87	34.00	4.73	33.30	4.54	31.80	4.27	30.30	3.99
	25	46.0	37.50	4.52	35.90	4.28	34.00	4.10	33.30	3.89	31.80	3.73	30.30	3.46
		57.0	37.60	4.51	35.90	4.27	34.00	4.08	33.30	3.89	31.80	3.71	30.30	3.44
		115.0	37.90	4.47	35.90	4.23	34.00	3.99	33.30	3.89	31.80	3.61	30.30	3.34
		143.8	38.00	4.35	35.90	4.13	34.00	3.99	33.30	3.80	31.80	3.61	30.30	3.34
		170.0	38.10	4.24	35.90	4.04	34.00	3.99	33.30	3.72	31.80	3.61	30.30	3.34
	30	46.0	38.00	4.10	35.90	3.82	34.00	3.54	33.30	3.46	31.80	3.26	30.30	2.96
		57.0	38.00	4.08	35.90	3.80	34.00	3.52	33.30	3.44	31.80	3.24	30.30	2.96
		115.0	38.00	3.99	35.90	3.71	34.00	3.43	33.30	3.34	31.80	3.15	30.30	2.96
		143.8	38.00	3.89	35.90	3.61	34.00	3.43	33.30	3.34	31.80	3.15	30.30	2.88
		170.0	38.00	3.80	35.90	3.52	34.00	3.43	33.30	3.34	31.80	3.15	30.30	2.81
	35	46.0	38.00	3.73	35.90	3.46	34.00	3.18	33.30	3.08	31.80	2.90	30.30	2.71
		57.0	38.00	3.71	35.90	3.44	34.00	3.16	33.30	3.06	31.80	2.88	30.30	2.69
		115.0	38.00	3.61	35.90	3.34	34.00	3.06	33.30	2.96	31.80	2.78	30.30	2.60
		143.8	38.00	3.52	35.90	3.24	34.00	2.96	33.30	2.88	31.80	2.78	30.30	2.60
		170.0	38.00	3.44	35.90	3.15	34.00	2.87	33.30	2.81	31.80	2.78	30.30	2.60
	40	46.0	38.00	3.48	35.90	3.18	34.00	2.80	33.30	2.71	31.80	2.62	30.30	2.43
		57.0	38.00	3.44	35.90	3.16	34.00	2.78	33.30	2.69	31.80	2.60	30.30	2.41
		115.0	38.00	3.24	35.90	3.06	34.00	2.68	33.30	2.60	31.80	2.50	30.30	2.32
143.8		38.00	3.24	35.90	3.06	34.00	2.68	33.30	2.60	31.80	2.50	30.30	2.32	
170.0		38.00	3.24	35.90	3.06	34.00	2.68	33.30	2.60	31.80	2.50	30.30	2.32	
45	46.0	38.00	3.22	35.90	2.90	34.00	2.43	33.30	2.34	31.80	2.34	30.30	2.15	
	57.0	38.00	3.17	35.90	2.88	34.00	2.41	33.30	2.32	31.80	2.32	30.30	2.13	
	115.0	38.00	2.88	35.90	2.78	34.00	2.32	33.30	2.22	31.80	2.22	30.30	2.04	
	143.8	38.00	2.96	35.90	2.88	34.00	2.41	33.30	2.32	31.80	2.22	30.30	2.04	

7. Capacity Tables

Combi. (%)	Inlet Water Temp. (°C)	Water Flow Rate (LPM)	Indoor Air Temp. (°C, DB)											
			16.0		18.0		20.0		21.0		22.0		24.0	
			TC	PI	TC	PI	TC	PI	TC	PI	TC	PI	TC	PI
90	45	170.0	38.00	3.03	35.90	2.97	34.00	2.49	33.30	2.41	31.80	2.22	30.30	2.04
80	-5	46.0	13.60	3.90	12.70	3.75	12.00	3.59	11.90	3.47	11.80	3.31	11.60	3.05
		57.0	14.00	3.97	13.10	3.82	12.30	3.65	12.20	3.53	12.10	3.37	11.90	3.10
		115.0	15.90	4.33	14.90	4.16	14.10	3.98	13.90	3.84	13.90	3.67	13.60	3.37
		143.8	17.50	4.67	16.40	4.49	15.50	4.29	15.40	4.15	15.30	3.96	15.00	3.64
		170.0	19.00	4.98	17.80	4.79	16.80	4.57	16.80	4.43	16.60	4.22	16.30	3.89
	0	46.0	24.20	5.73	22.30	5.50	20.80	5.27	20.40	5.09	20.10	4.85	19.40	4.46
		57.0	24.30	5.74	22.40	5.51	20.90	5.28	20.50	5.10	20.20	4.86	19.50	4.47
		115.0	25.00	5.81	23.00	5.58	21.40	5.34	21.00	5.16	20.70	4.92	19.90	4.52
		143.8	25.30	5.81	23.30	5.58	21.80	5.34	21.30	5.16	21.10	4.92	20.30	4.52
		170.0	25.60	5.81	23.60	5.58	22.20	5.34	21.60	5.16	21.50	4.92	20.70	4.52
	5	46.0	33.50	6.23	31.60	5.99	30.20	5.72	29.60	5.53	28.30	5.27	26.90	4.85
		57.0	33.60	6.26	31.60	6.01	30.20	5.75	29.60	5.55	28.30	5.29	26.90	4.87
		115.0	33.90	6.39	31.90	6.14	30.30	5.88	29.60	5.68	28.30	5.41	26.90	4.98
		143.8	33.90	6.43	31.90	6.18	30.30	5.91	29.60	5.71	28.30	5.44	26.90	5.01
		170.0	33.90	6.47	31.90	6.22	30.30	5.94	29.60	5.74	28.30	5.47	26.90	5.04
	10	46.0	33.70	5.73	31.80	5.47	30.20	5.19	29.60	5.05	28.30	4.78	26.90	4.43
		57.0	33.70	5.72	31.80	5.47	30.20	5.19	29.60	5.05	28.30	4.78	26.90	4.43
		115.0	33.90	5.69	31.90	5.44	30.30	5.21	29.60	5.06	28.30	4.79	26.90	4.44
		143.8	33.90	5.68	31.90	5.45	30.30	5.22	29.60	5.03	28.30	4.76	26.90	4.41
		170.0	33.90	5.67	31.90	5.46	30.30	5.23	29.60	5.00	28.30	4.73	26.90	4.38
	15	46.0	33.90	5.23	31.90	4.95	30.30	4.65	29.60	4.57	28.30	4.29	26.90	4.01
		57.0	33.90	5.19	31.90	4.91	30.30	4.63	29.60	4.55	28.30	4.27	26.90	3.99
		115.0	33.90	5.00	31.90	4.73	30.30	4.54	29.60	4.45	28.30	4.17	26.90	3.89
		143.8	33.90	4.91	31.90	4.73	30.30	4.54	29.60	4.35	28.30	4.07	26.90	3.80
		170.0	33.90	4.83	31.90	4.73	30.30	4.54	29.60	4.26	28.30	3.98	26.90	3.72
	20	46.0	33.90	4.37	31.90	4.19	30.30	3.99	29.60	3.92	28.30	3.73	26.90	3.46
		57.0	33.90	4.35	31.90	4.17	30.30	3.99	29.60	3.90	28.30	3.71	26.90	3.44
		115.0	33.90	4.27	31.90	4.07	30.30	3.99	29.60	3.80	28.30	3.61	26.90	3.34
		143.8	33.90	4.17	31.90	3.99	30.30	3.89	29.60	3.80	28.30	3.52	26.90	3.34
		170.0	33.90	4.08	31.90	3.92	30.30	3.80	29.60	3.80	28.30	3.44	26.90	3.34
	25	46.0	33.90	3.92	31.90	3.64	30.30	3.43	29.60	3.36	28.30	3.18	26.90	2.98
		57.0	33.90	3.90	31.90	3.62	30.30	3.43	29.60	3.34	28.30	3.16	26.90	2.96
		115.0	33.90	3.80	31.90	3.52	30.30	3.43	29.60	3.24	28.30	3.06	26.90	2.88
		143.8	33.90	3.71	31.90	3.52	30.30	3.34	29.60	3.24	28.30	3.06	26.90	2.88
		170.0	33.90	3.63	31.90	3.52	30.30	3.26	29.60	3.24	28.30	3.06	26.90	2.88
	30	46.0	33.90	3.46	31.90	3.26	30.30	3.08	29.60	2.98	28.30	2.80	26.90	2.62
		57.0	33.90	3.44	31.90	3.24	30.30	3.06	29.60	2.96	28.30	2.78	26.90	2.60
		115.0	33.90	3.34	31.90	3.15	30.30	2.96	29.60	2.88	28.30	2.68	26.90	2.50
		143.8	33.90	3.34	31.90	3.15	30.30	2.96	29.60	2.88	28.30	2.68	26.90	2.50
		170.0	33.90	3.34	31.90	3.15	30.30	2.96	29.60	2.88	28.30	2.68	26.90	2.50
	35	46.0	33.90	3.18	31.90	2.98	30.30	2.71	29.60	2.60	28.30	2.53	26.90	2.32
		57.0	33.90	3.16	31.90	2.96	30.30	2.69	29.60	2.60	28.30	2.51	26.90	2.32
		115.0	33.90	3.06	31.90	2.88	30.30	2.60	29.60	2.60	28.30	2.41	26.90	2.32
		143.8	33.90	3.06	31.90	2.78	30.30	2.60	29.60	2.50	28.30	2.41	26.90	2.22
		170.0	33.90	3.06	31.90	2.69	30.30	2.60	29.60	2.41	28.30	2.41	26.90	2.13
	40	46.0	33.90	3.01	31.90	2.71	30.30	2.41	29.60	2.43	28.30	2.22	26.90	2.15
		57.0	33.90	2.97	31.90	2.69	30.30	2.41	29.60	2.41	28.30	2.22	26.90	2.13
		115.0	33.90	2.78	31.90	2.60	30.30	2.41	29.60	2.32	28.30	2.22	26.90	2.04
143.8		33.90	2.78	31.90	2.60	30.30	2.32	29.60	2.32	28.30	2.22	26.90	2.04	
170.0		33.90	2.78	31.90	2.60	30.30	2.24	29.60	2.32	28.30	2.22	26.90	2.04	
45	46.0	33.90	2.85	31.90	2.43	30.30	2.10	29.60	2.27	28.30	1.92	26.90	1.99	
	57.0	33.90	2.79	31.90	2.41	30.30	2.12	29.60	2.23	28.30	1.94	26.90	1.95	
	115.0	33.90	2.50	31.90	2.32	30.30	2.22	29.60	2.04	28.30	2.04	26.90	1.76	
	143.8	33.90	2.50	31.90	2.41	30.30	2.04	29.60	2.13	28.30	2.04	26.90	1.85	

7. Capacity Tables

Combi. (%)	Inlet Water Temp. (°C)	Water Flow Rate (LPM)	Indoor Air Temp. (°C, DB)											
			16.0		18.0		20.0		21.0		22.0		24.0	
			TC	PI	TC	PI	TC	PI	TC	PI	TC	PI	TC	PI
80	45	170.0	33.90	2.50	31.90	2.49	30.30	1.88	29.60	2.21	28.30	2.04	26.90	1.93
70	-5	46.0	11.80	3.35	11.10	3.19	10.50	3.09	10.40	2.91	10.30	2.81	10.20	2.55
		57.0	12.10	3.41	11.40	3.25	10.80	3.14	10.70	2.96	10.60	2.86	10.50	2.59
		115.0	13.90	3.71	13.00	3.54	12.30	3.42	12.20	3.22	12.10	3.11	11.90	2.83
		143.8	15.30	4.01	14.40	3.82	13.60	3.69	13.50	3.47	13.40	3.36	13.10	3.05
		170.0	16.60	4.28	15.70	4.07	14.80	3.94	14.70	3.70	14.60	3.59	14.20	3.25
	0	46.0	21.20	4.90	19.60	4.68	18.20	4.52	17.90	4.25	17.60	4.11	17.00	3.74
		57.0	21.30	4.91	19.70	4.69	18.30	4.53	18.00	4.26	17.70	4.12	17.10	3.75
		115.0	21.80	4.98	20.10	4.74	18.70	4.59	18.40	4.31	18.10	4.17	17.40	3.79
		143.8	22.10	4.98	20.50	4.74	19.00	4.59	18.70	4.31	18.40	4.17	17.70	3.79
		170.0	22.40	4.98	20.90	4.74	19.30	4.59	19.00	4.31	18.70	4.17	18.00	3.79
	5	46.0	29.30	5.34	27.70	5.08	26.40	4.92	25.80	4.64	24.70	4.47	23.50	4.06
		57.0	29.30	5.36	27.70	5.10	26.40	4.94	25.80	4.66	24.70	4.49	23.50	4.08
		115.0	29.60	5.47	28.00	5.21	26.40	5.05	25.80	4.75	24.70	4.59	23.50	4.17
		143.8	29.60	5.51	28.00	5.25	26.40	5.09	25.80	4.78	24.70	4.62	23.50	4.20
		170.0	29.60	5.55	28.00	5.29	26.40	5.13	25.80	4.81	24.70	4.65	23.50	4.23
	10	46.0	29.40	4.92	27.80	4.65	26.40	4.48	25.80	4.23	24.70	4.05	23.50	3.71
		57.0	29.40	4.91	27.80	4.64	26.40	4.47	25.80	4.23	24.70	4.05	23.50	3.71
		115.0	29.60	4.87	28.00	4.60	26.40	4.43	25.80	4.23	24.70	4.05	23.50	3.71
		143.8	29.60	4.89	28.00	4.62	26.40	4.45	25.80	4.25	24.70	4.03	23.50	3.72
		170.0	29.60	4.91	28.00	4.64	26.40	4.47	25.80	4.27	24.70	4.01	23.50	3.73
	15	46.0	29.60	4.49	28.00	4.22	26.40	4.04	25.80	3.82	24.70	3.64	23.50	3.36
		57.0	29.60	4.45	28.00	4.18	26.40	4.00	25.80	3.80	24.70	3.62	23.50	3.34
		115.0	29.60	4.27	28.00	3.99	26.40	3.80	25.80	3.71	24.70	3.52	23.50	3.24
		143.8	29.60	4.27	28.00	3.99	26.40	3.80	25.80	3.71	24.70	3.43	23.50	3.24
		170.0	29.60	4.27	28.00	3.99	26.40	3.80	25.80	3.71	24.70	3.35	23.50	3.24
	20	46.0	29.60	3.73	28.00	3.54	26.40	3.46	25.80	3.36	24.70	3.18	23.50	2.98
		57.0	29.60	3.71	28.00	3.52	26.40	3.44	25.80	3.34	24.70	3.16	23.50	2.96
		115.0	29.60	3.61	28.00	3.43	26.40	3.34	25.80	3.24	24.70	3.06	23.50	2.88
		143.8	29.60	3.61	28.00	3.43	26.40	3.34	25.80	3.15	24.70	3.06	23.50	2.78
		170.0	29.60	3.61	28.00	3.43	26.40	3.34	25.80	3.07	24.70	3.06	23.50	2.69
	25	46.0	29.60	3.36	28.00	3.18	26.40	2.98	25.80	2.90	24.70	2.68	23.50	2.50
		57.0	29.60	3.34	28.00	3.16	26.40	2.96	25.80	2.88	24.70	2.68	23.50	2.50
		115.0	29.60	3.24	28.00	3.06	26.40	2.88	25.80	2.78	24.70	2.68	23.50	2.50
		143.8	29.60	3.15	28.00	2.96	26.40	2.88	25.80	2.78	24.70	2.60	23.50	2.50
		170.0	29.60	3.07	28.00	2.87	26.40	2.88	25.80	2.78	24.70	2.53	23.50	2.50
	30	46.0	29.60	2.98	28.00	2.80	26.40	2.62	25.80	2.50	24.70	2.43	23.50	2.22
		57.0	29.60	2.96	28.00	2.78	26.40	2.60	25.80	2.50	24.70	2.41	23.50	2.22
		115.0	29.60	2.88	28.00	2.68	26.40	2.50	25.80	2.50	24.70	2.32	23.50	2.22
		143.8	29.60	2.88	28.00	2.68	26.40	2.50	25.80	2.41	24.70	2.32	23.50	2.22
		170.0	29.60	2.88	28.00	2.68	26.40	2.50	25.80	2.33	24.70	2.32	23.50	2.22
	35	46.0	29.60	2.71	28.00	2.53	26.40	2.32	25.80	2.34	24.70	2.13	23.50	2.07
		57.0	29.60	2.69	28.00	2.51	26.40	2.32	25.80	2.32	24.70	2.13	23.50	2.05
		115.0	29.60	2.60	28.00	2.41	26.40	2.32	25.80	2.22	24.70	2.13	23.50	1.95
		143.8	29.60	2.60	28.00	2.41	26.40	2.22	25.80	2.22	24.70	2.13	23.50	1.95
		170.0	29.60	2.60	28.00	2.41	26.40	2.13	25.80	2.22	24.70	2.13	23.50	1.95
	40	46.0	29.60	2.53	28.00	2.34	26.40	2.15	25.80	2.04	24.70	1.95	23.50	1.87
		57.0	29.60	2.51	28.00	2.32	26.40	2.13	25.80	2.04	24.70	1.95	23.50	1.85
		115.0	29.60	2.41	28.00	2.22	26.40	2.04	25.80	2.04	24.70	1.95	23.50	1.76
143.8		29.60	2.41	28.00	2.22	26.40	2.04	25.80	1.95	24.70	1.85	23.50	1.76	
170.0		29.60	2.41	28.00	2.22	26.40	2.04	25.80	1.87	24.70	1.76	23.50	1.76	
45	46.0	29.60	2.34	28.00	2.15	26.40	1.99	25.80	1.74	24.70	1.76	23.50	1.69	
	57.0	29.60	2.32	28.00	2.13	26.40	1.95	25.80	1.76	24.70	1.76	23.50	1.67	
	115.0	29.60	2.22	28.00	2.04	26.40	1.76	25.80	1.85	24.70	1.76	23.50	1.57	
	143.8	29.60	2.22	28.00	2.04	26.40	1.85	25.80	1.67	24.70	1.57	23.50	1.57	

7. Capacity Tables

Combi. (%)	Inlet Water Temp. (°C)	Water Flow Rate (LPM)	Indoor Air Temp. (°C, DB)											
			16.0		18.0		20.0		21.0		22.0		24.0	
			TC	PI	TC	PI	TC	PI	TC	PI	TC	PI	TC	PI
70	45	170.0	29.60	2.22	28.00	2.04	26.40	1.93	25.80	1.51	24.70	1.40	23.50	1.57
60	-5	46.0	10.20	2.72	9.50	2.62	9.00	2.51	8.90	2.34	8.90	2.30	8.70	2.05
		57.0	10.50	2.77	9.80	2.66	9.20	2.55	9.10	2.38	9.10	2.34	8.90	2.09
		115.0	11.90	3.02	11.10	2.90	10.50	2.79	10.40	2.59	10.40	2.55	10.20	2.28
		143.8	13.20	3.25	12.30	3.13	11.70	3.01	11.50	2.80	11.50	2.75	11.30	2.45
		170.0	14.40	3.46	13.40	3.34	12.80	3.21	12.50	2.99	12.50	2.93	12.30	2.60
	0	46.0	18.20	3.99	16.70	3.84	15.60	3.68	15.30	3.42	15.10	3.37	14.50	3.01
		57.0	18.30	4.00	16.80	3.85	15.70	3.69	15.40	3.43	15.20	3.38	14.60	3.02
		115.0	18.70	4.05	17.20	3.89	16.10	3.74	15.80	3.47	15.50	3.42	14.90	3.05
		143.8	19.00	4.05	17.50	3.89	16.40	3.74	16.00	3.47	15.80	3.42	15.20	3.05
		170.0	19.30	4.05	17.80	3.89	16.70	3.74	16.20	3.47	16.10	3.42	15.50	3.05
	5	46.0	25.10	4.34	23.70	4.18	22.70	4.00	22.20	3.73	21.20	3.67	20.20	3.27
		57.0	25.10	4.36	23.70	4.20	22.70	4.02	22.20	3.74	21.20	3.69	20.20	3.28
		115.0	25.40	4.45	23.90	4.29	22.70	4.11	22.20	3.82	21.20	3.77	20.20	3.36
		143.8	25.40	4.49	23.90	4.31	22.70	4.14	22.20	3.85	21.20	3.79	20.20	3.38
		170.0	25.40	4.53	23.90	4.33	22.70	4.17	22.20	3.88	21.20	3.81	20.20	3.40
	10	46.0	25.30	3.99	23.80	3.82	22.70	3.63	22.20	3.39	21.20	3.33	20.20	2.98
		57.0	25.30	3.99	23.80	3.82	22.70	3.63	22.20	3.40	21.20	3.33	20.20	2.99
		115.0	25.40	3.99	23.90	3.82	22.70	3.63	22.20	3.44	21.20	3.32	20.20	3.02
		143.8	25.40	4.00	23.90	3.78	22.70	3.59	22.20	3.40	21.20	3.29	20.20	2.99
		170.0	25.40	4.01	23.90	3.74	22.70	3.55	22.20	3.36	21.20	3.26	20.20	2.96
	15	46.0	25.40	3.64	23.90	3.46	22.70	3.26	22.20	3.06	21.20	2.98	20.20	2.68
		57.0	25.40	3.62	23.90	3.44	22.70	3.24	22.20	3.06	21.20	2.96	20.20	2.68
		115.0	25.40	3.52	23.90	3.34	22.70	3.15	22.20	3.06	21.20	2.88	20.20	2.68
		143.8	25.40	3.52	23.90	3.24	22.70	3.06	22.20	2.96	21.20	2.78	20.20	2.60
		170.0	25.40	3.52	23.90	3.15	22.70	2.98	22.20	2.87	21.20	2.69	20.20	2.53
	20	46.0	25.40	3.18	23.90	2.98	22.70	2.80	22.20	2.71	21.20	2.62	20.20	2.43
		57.0	25.40	3.16	23.90	2.96	22.70	2.78	22.20	2.69	21.20	2.60	20.20	2.41
		115.0	25.40	3.06	23.90	2.88	22.70	2.68	22.20	2.60	21.20	2.50	20.20	2.32
		143.8	25.40	3.06	23.90	2.88	22.70	2.68	22.20	2.60	21.20	2.50	20.20	2.32
		170.0	25.40	3.06	23.90	2.88	22.70	2.68	22.20	2.60	21.20	2.50	20.20	2.32
	25	46.0	25.40	2.80	23.90	2.62	22.70	2.41	22.20	2.43	21.20	2.22	20.20	2.15
		57.0	25.40	2.78	23.90	2.60	22.70	2.41	22.20	2.41	21.20	2.22	20.20	2.13
		115.0	25.40	2.68	23.90	2.50	22.70	2.41	22.20	2.32	21.20	2.22	20.20	2.04
		143.8	25.40	2.68	23.90	2.50	22.70	2.32	22.20	2.32	21.20	2.22	20.20	2.04
		170.0	25.40	2.68	23.90	2.50	22.70	2.24	22.20	2.32	21.20	2.22	20.20	2.04
	30	46.0	25.40	2.53	23.90	2.34	22.70	2.25	22.20	2.15	21.20	2.07	20.20	1.97
		57.0	25.40	2.51	23.90	2.32	22.70	2.23	22.20	2.13	21.20	2.05	20.20	1.95
		115.0	25.40	2.41	23.90	2.22	22.70	2.13	22.20	2.04	21.20	1.95	20.20	1.85
		143.8	25.40	2.41	23.90	2.22	22.70	2.13	22.20	2.04	21.20	1.95	20.20	1.85
		170.0	25.40	2.41	23.90	2.22	22.70	2.13	22.20	2.04	21.20	1.95	20.20	1.85
	35	46.0	25.40	2.22	23.90	2.15	22.70	1.95	22.20	1.97	21.20	1.87	20.20	1.79
		57.0	25.40	2.22	23.90	2.13	22.70	1.95	22.20	1.95	21.20	1.85	20.20	1.77
		115.0	25.40	2.22	23.90	2.04	22.70	1.95	22.20	1.85	21.20	1.76	20.20	1.67
		143.8	25.40	2.22	23.90	2.04	22.70	1.85	22.20	1.85	21.20	1.76	20.20	1.67
		170.0	25.40	2.22	23.90	2.04	22.70	1.76	22.20	1.85	21.20	1.76	20.20	1.67
	40	46.0	25.40	2.04	23.90	1.97	22.70	1.76	22.20	1.79	21.20	1.69	20.20	1.57
		57.0	25.40	2.04	23.90	1.95	22.70	1.76	22.20	1.77	21.20	1.67	20.20	1.57
		115.0	25.40	2.04	23.90	1.85	22.70	1.76	22.20	1.67	21.20	1.57	20.20	1.57
143.8		25.40	2.04	23.90	1.85	22.70	1.76	22.20	1.67	21.20	1.57	20.20	1.57	
170.0		25.40	2.04	23.90	1.85	22.70	1.76	22.20	1.67	21.20	1.57	20.20	1.57	
45	46.0	25.40	1.85	23.90	1.79	22.70	1.57	22.20	1.59	21.20	1.51	20.20	1.37	
	57.0	25.40	1.85	23.90	1.77	22.70	1.57	22.20	1.57	21.20	1.49	20.20	1.39	
	115.0	25.40	1.85	23.90	1.67	22.70	1.57	22.20	1.49	21.20	1.39	20.20	1.49	
	143.8	25.40	1.85	23.90	1.67	22.70	1.67	22.20	1.49	21.20	1.39	20.20	1.49	

7. Capacity Tables

Combi. (%)	Inlet Water Temp. (°C)	Water Flow Rate (LPM)	Indoor Air Temp. (°C, DB)											
			16.0		18.0		20.0		21.0		22.0		24.0	
			TC	PI	TC	PI	TC	PI	TC	PI	TC	PI	TC	PI
60	45	170.0	25.40	1.85	23.90	1.67	22.70	1.76	22.20	1.49	21.20	1.39	20.20	1.49
50	-5	46.0	8.50	2.17	8.00	2.05	7.50	1.94	7.40	1.84	7.40	1.73	7.20	1.63
		57.0	8.70	2.21	8.20	2.09	7.70	1.97	7.60	1.87	7.60	1.76	7.40	1.66
		115.0	9.90	2.40	9.30	2.28	8.80	2.15	8.70	2.04	8.70	1.92	8.50	1.80
		143.8	10.90	2.59	10.30	2.45	9.70	2.32	9.60	2.20	9.50	2.06	9.40	1.95
		170.0	11.80	2.76	11.20	2.60	10.50	2.47	10.40	2.35	10.20	2.19	10.20	2.09
	0	46.0	15.10	3.18	14.00	3.01	13.00	2.84	12.70	2.69	12.50	2.53	12.10	2.39
		57.0	15.20	3.18	14.10	3.02	13.10	2.85	12.80	2.70	12.60	2.54	12.10	2.40
		115.0	15.50	3.21	14.40	3.05	13.40	2.89	13.10	2.74	12.90	2.57	12.40	2.43
		143.8	15.80	3.21	14.60	3.05	13.60	2.89	13.30	2.74	13.10	2.57	12.70	2.43
		170.0	16.10	3.21	14.80	3.05	13.80	2.89	13.50	2.74	13.30	2.57	13.00	2.43
	5	46.0	20.90	3.45	19.80	3.27	18.90	3.09	18.40	2.94	17.60	2.76	16.80	2.59
		57.0	20.90	3.46	19.80	3.28	18.90	3.10	18.40	2.95	17.60	2.77	16.80	2.60
		115.0	21.10	3.54	20.00	3.36	18.90	3.17	18.40	3.01	17.60	2.82	16.80	2.66
		143.8	21.10	3.57	19.90	3.38	18.90	3.19	18.40	3.03	17.60	2.85	16.80	2.68
		170.0	21.10	3.60	19.80	3.40	18.90	3.21	18.40	3.05	17.60	2.88	16.80	2.70
	10	46.0	21.00	3.18	19.80	2.99	18.90	2.81	18.40	2.69	17.60	2.49	16.80	2.37
		57.0	21.00	3.18	19.80	2.99	18.90	2.81	18.40	2.69	17.60	2.49	16.80	2.37
		115.0	21.10	3.15	20.00	2.98	18.90	2.79	18.40	2.66	17.60	2.52	16.80	2.35
		143.8	21.10	3.17	19.90	2.99	18.90	2.80	18.40	2.67	17.60	2.48	16.80	2.36
		170.0	21.10	3.19	19.80	3.00	18.90	2.81	18.40	2.68	17.60	2.44	16.80	2.37
	15	46.0	21.10	2.90	19.90	2.71	18.90	2.53	18.40	2.43	17.60	2.22	16.80	2.15
		57.0	21.10	2.88	19.90	2.69	18.90	2.51	18.40	2.41	17.60	2.22	16.80	2.13
		115.0	21.10	2.78	19.90	2.60	18.90	2.41	18.40	2.32	17.60	2.22	16.80	2.04
		143.8	21.10	2.78	19.90	2.60	18.90	2.41	18.40	2.32	17.60	2.13	16.80	2.04
		170.0	21.10	2.78	19.90	2.60	18.90	2.41	18.40	2.32	17.60	2.05	16.80	2.04
	20	46.0	21.10	2.53	19.90	2.34	18.90	2.25	18.40	2.15	17.60	2.07	16.80	1.85
		57.0	21.10	2.51	19.90	2.32	18.90	2.23	18.40	2.13	17.60	2.05	16.80	1.85
		115.0	21.10	2.41	19.90	2.22	18.90	2.13	18.40	2.04	17.60	1.95	16.80	1.85
		143.8	21.10	2.41	19.90	2.22	18.90	2.13	18.40	2.04	17.60	1.95	16.80	1.85
		170.0	21.10	2.41	19.90	2.22	18.90	2.13	18.40	2.04	17.60	1.95	16.80	1.85
	25	46.0	21.10	2.25	19.90	2.04	18.90	1.97	18.40	1.85	17.60	1.76	16.80	1.67
		57.0	21.10	2.23	19.90	2.04	18.90	1.95	18.40	1.85	17.60	1.76	16.80	1.67
		115.0	21.10	2.13	19.90	2.04	18.90	1.85	18.40	1.85	17.60	1.76	16.80	1.67
		143.8	21.10	2.13	19.90	2.04	18.90	1.85	18.40	1.85	17.60	1.76	16.80	1.67
		170.0	21.10	2.13	19.90	2.04	18.90	1.85	18.40	1.85	17.60	1.76	16.80	1.67
	30	46.0	21.10	2.07	19.90	1.87	18.90	1.79	18.40	1.67	17.60	1.69	16.80	1.59
		57.0	21.10	2.05	19.90	1.85	18.90	1.77	18.40	1.67	17.60	1.67	16.80	1.57
		115.0	21.10	1.95	19.90	1.76	18.90	1.67	18.40	1.67	17.60	1.57	16.80	1.49
		143.8	21.10	1.95	19.90	1.76	18.90	1.67	18.40	1.67	17.60	1.57	16.80	1.49
		170.0	21.10	1.95	19.90	1.76	18.90	1.67	18.40	1.67	17.60	1.57	16.80	1.49
	35	46.0	21.10	1.87	19.90	1.67	18.90	1.57	18.40	1.59	17.60	1.49	16.80	1.39
		57.0	21.10	1.85	19.90	1.67	18.90	1.57	18.40	1.57	17.60	1.49	16.80	1.39
		115.0	21.10	1.76	19.90	1.67	18.90	1.57	18.40	1.49	17.60	1.49	16.80	1.39
		143.8	21.10	1.76	19.90	1.67	18.90	1.57	18.40	1.49	17.60	1.49	16.80	1.39
		170.0	21.10	1.76	19.90	1.67	18.90	1.57	18.40	1.49	17.60	1.49	16.80	1.39
	40	46.0	21.10	1.69	19.90	1.59	18.90	1.51	18.40	1.39	17.60	1.41	16.80	1.29
		57.0	21.10	1.67	19.90	1.57	18.90	1.49	18.40	1.39	17.60	1.39	16.80	1.29
		115.0	21.10	1.57	19.90	1.49	18.90	1.39	18.40	1.39	17.60	1.29	16.80	1.29
143.8		21.10	1.57	19.90	1.49	18.90	1.39	18.40	1.39	17.60	1.29	16.80	1.29	
170.0		21.10	1.57	19.90	1.49	18.90	1.39	18.40	1.39	17.60	1.29	16.80	1.29	
45	46.0	21.10	1.51	19.90	1.53	18.90	1.44	18.40	1.19	17.60	1.34	16.80	1.21	
	57.0	21.10	1.49	19.90	1.49	18.90	1.40	18.40	1.21	17.60	1.30	16.80	1.21	
	115.0	21.10	1.39	19.90	1.29	18.90	1.21	18.40	1.29	17.60	1.11	16.80	1.21	
	143.8	21.10	1.39	19.90	1.29	18.90	1.21	18.40	1.29	17.60	1.11	16.80	1.21	

7. Capacity Tables

Combi. (%)	Inlet Water Temp. (°C)	Water Flow Rate (LPM)	Indoor Air Temp. (°C, DB)											
			16.0		18.0		20.0		21.0		22.0		24.0	
			TC	PI	TC	PI	TC	PI	TC	PI	TC	PI	TC	PI
50	45	170.0	21.10	1.39	19.90	1.29	18.90	1.21	18.40	1.29	17.60	1.11	16.80	1.21

Note

- TC: Total Capacity(kW), PI : Power Input(kW)
- Capacity tables show the average value of conditions which may occur.
- The minimum flow rate of the product is based on 50% of the rated flow rate or the value indicated in the specification table, whichever is greater.
However, when the 'Variable Water Flow Valve Control KIT' is applied, the minimum flow rate is allowed to 40% (gray colored area) of the rated flow rate.
- If the flow rate is less than minimum flow rate and the indoor unit combination ratio exceeds 130%, ask to LG Electronics even if the 'Variable Water Flow Valve Control KIT' is applied.

7. Capacity Tables

CRWM140LAS5

Combi. (%)	Inlet Water Temp. (°C)	Water Flow Rate (LPM)	Indoor Air Temp. (°C, DB)											
			16.0		18.0		20.0		21.0		22.0		24.0	
			TC	PI	TC	PI	TC	PI	TC	PI	TC	PI	TC	PI
130	-5	54.0	20.90	7.10	20.70	6.69	20.60	6.22	20.30	6.04	20.50	5.88	20.00	5.27
		67.5	21.50	7.20	21.30	6.80	21.20	6.33	20.90	6.15	21.10	5.99	20.60	5.37
		135.0	24.40	7.72	24.20	7.33	24.10	6.90	23.80	6.70	24.00	6.51	23.40	5.84
		168.8	27.00	8.21	26.70	7.83	26.60	7.43	26.30	7.24	26.60	7.03	25.90	6.30
		170.0	27.10	8.23	26.80	7.85	26.70	7.45	26.40	7.26	26.70	7.05	26.00	6.32
	0	54.0	37.30	9.71	36.40	9.42	35.60	9.11	34.90	8.86	35.00	8.62	33.40	7.71
		67.5	37.50	9.73	36.60	9.44	35.80	9.13	35.10	8.88	35.20	8.64	33.60	7.73
		135.0	38.40	9.84	37.50	9.54	36.70	9.25	35.90	8.99	36.00	8.73	34.40	7.83
		168.8	39.00	9.84	38.00	9.54	37.20	9.25	36.40	8.99	36.60	8.73	34.90	7.83
		170.0	39.00	9.84	38.00	9.54	37.20	9.25	36.40	8.99	36.60	8.73	34.90	7.83
	5	54.0	53.70	10.44	52.90	10.18	51.80	9.92	50.50	9.64	49.10	9.37	46.40	8.40
		67.5	53.90	10.48	53.00	10.22	51.80	9.96	50.50	9.68	49.10	9.41	46.40	8.44
		135.0	54.60	10.67	53.30	10.42	51.80	10.17	50.50	9.89	49.10	9.61	46.40	8.62
		168.8	54.90	10.74	53.50	10.49	51.80	10.24	50.50	9.96	49.10	9.68	46.40	8.67
		170.0	54.90	10.74	53.50	10.49	51.80	10.24	50.50	9.96	49.10	9.68	46.40	8.67
	10	54.0	53.70	9.50	52.90	9.18	51.60	9.01	50.30	8.81	48.90	8.50	46.20	7.67
		67.5	54.00	9.49	53.10	9.19	51.80	9.02	50.50	8.81	49.10	8.50	46.40	7.67
		135.0	55.30	9.41	54.10	9.22	52.60	9.09	51.30	8.79	49.80	8.48	47.10	7.65
		168.8	55.60	9.54	54.50	9.35	53.00	9.13	51.50	8.83	50.20	8.62	47.40	8.01
		170.0	55.60	9.54	54.50	9.35	53.00	9.13	51.50	8.83	50.20	8.62	47.40	8.02
	15	54.0	53.80	8.56	52.90	8.19	51.40	8.11	50.00	7.97	48.70	7.63	46.00	6.96
		67.5	54.20	8.49	53.20	8.16	51.80	8.10	50.40	7.92	49.00	7.58	46.30	6.91
		135.0	56.00	8.14	54.90	8.02	53.50	8.02	52.10	7.68	50.60	7.34	47.90	6.66
		168.8	56.30	8.33	55.40	8.21	54.10	8.02	52.60	7.68	51.30	7.55	48.40	7.34
		170.0	56.30	8.34	55.40	8.22	54.10	8.02	52.60	7.68	51.30	7.56	48.40	7.36
	20	54.0	55.90	7.85	54.90	7.49	53.40	7.32	51.90	7.09	50.40	6.93	47.40	6.72
		67.5	56.30	7.80	55.30	7.49	53.80	7.32	52.30	7.12	50.80	6.97	47.80	6.67
		135.0	58.10	7.57	57.10	7.46	55.50	7.29	54.00	7.24	52.60	7.17	49.60	6.44
		168.8	58.30	7.57	57.50	7.46	56.10	7.34	54.50	7.24	53.00	7.17	50.00	6.85
		170.0	58.30	7.57	57.50	7.46	56.10	7.34	54.50	7.24	53.00	7.17	50.00	6.86
	25	54.0	59.00	7.49	57.50	7.27	56.10	7.15	55.10	7.03	53.80	6.93	50.70	6.47
		67.5	59.00	7.47	57.50	7.26	56.10	7.13	55.10	7.01	53.80	6.91	50.70	6.45
		135.0	59.00	7.34	57.50	7.21	56.10	7.00	55.10	6.90	53.80	6.78	50.70	6.32
		168.8	59.00	7.24	57.50	7.03	56.10	6.90	55.10	6.78	53.80	6.66	50.70	6.22
		170.0	59.00	7.24	57.50	7.02	56.10	6.90	55.10	6.78	53.80	6.66	50.70	6.22
	30	54.0	59.00	7.29	57.50	6.93	56.10	6.87	55.10	6.69	53.80	6.62	50.70	6.16
		67.5	59.00	7.24	57.50	6.92	56.10	6.84	55.10	6.67	53.80	6.57	50.70	6.11
		135.0	59.00	7.00	57.50	6.87	56.10	6.66	55.10	6.56	53.80	6.32	50.70	5.88
		168.8	59.00	6.90	57.50	6.69	56.10	6.56	55.10	6.44	53.80	6.32	50.70	5.88
		170.0	59.00	6.90	57.50	6.68	56.10	6.56	55.10	6.44	53.80	6.32	50.70	5.88
	35	54.0	59.00	6.96	57.50	6.72	56.10	6.59	55.10	6.35	53.80	6.13	50.70	5.70
		67.5	59.00	6.91	57.50	6.69	56.10	6.57	55.10	6.33	53.80	6.11	50.70	5.65
		135.0	59.00	6.66	57.50	6.53	56.10	6.44	55.10	6.22	53.80	5.99	50.70	5.42
		168.8	59.00	6.66	57.50	6.46	56.10	6.32	55.10	6.10	53.80	5.88	50.70	5.42
		170.0	59.00	6.66	57.50	6.46	56.10	6.32	55.10	6.10	53.80	5.88	50.70	5.42
	40	54.0	59.00	6.72	57.50	6.51	56.10	6.38	55.10	6.16	53.80	5.94	50.70	5.36
		67.5	59.00	6.67	57.50	6.48	56.10	6.33	55.10	6.11	53.80	5.89	50.70	5.32
		135.0	59.00	6.44	57.50	6.30	56.10	6.10	55.10	5.88	53.80	5.65	50.70	5.09
168.8		59.00	6.32	57.50	6.20	56.10	6.10	55.10	5.88	53.80	5.65	50.70	5.09	
170.0		59.00	6.32	57.50	6.20	56.10	6.10	55.10	5.88	53.80	5.65	50.70	5.09	
45	54.0	59.00	6.50	57.50	6.28	56.10	6.19	55.10	5.97	53.80	5.73	50.70	5.02	
	67.5	59.00	6.45	57.50	6.25	56.10	6.12	55.10	5.90	53.80	5.66	50.70	4.98	
	135.0	59.00	6.22	57.50	6.08	56.10	5.76	55.10	5.54	53.80	5.31	50.70	4.75	
	168.8	59.00	5.99	57.50	5.93	56.10	5.88	55.10	5.65	53.80	5.42	50.70	4.75	

7. Capacity Tables

Combi. (%)	Inlet Water Temp. (°C)	Water Flow Rate (LPM)	Indoor Air Temp. (°C, DB)											
			16.0		18.0		20.0		21.0		22.0		24.0	
			TC	PI	TC	PI	TC	PI	TC	PI	TC	PI	TC	PI
130	45	170.0	59.00	5.98	57.50	5.92	56.10	5.88	55.10	5.65	53.80	5.42	50.70	4.75
120	-5	54.0	19.80	7.10	19.70	6.69	19.60	6.22	19.30	5.96	19.50	5.79	19.00	5.18
		67.5	20.40	7.20	20.30	6.80	20.20	6.33	19.90	6.07	20.10	5.90	19.50	5.28
		135.0	23.20	7.72	23.00	7.33	22.90	6.90	22.60	6.60	22.80	6.42	22.20	5.75
		168.8	25.60	8.21	25.40	7.83	25.30	7.43	25.00	7.13	25.20	6.92	24.50	6.20
		170.0	25.70	8.23	25.50	7.85	25.40	7.45	25.10	7.15	25.30	6.94	24.60	6.22
	0	54.0	35.40	9.71	34.60	9.42	33.80	9.11	33.20	8.73	33.20	8.49	31.60	7.59
		67.5	35.60	9.73	34.80	9.44	34.00	9.13	33.40	8.75	33.40	8.51	31.80	7.61
		135.0	36.50	9.84	35.60	9.54	34.90	9.25	34.10	8.86	34.10	8.60	32.60	7.70
		168.8	37.00	9.84	36.20	9.54	35.40	9.25	34.70	8.86	34.60	8.60	33.10	7.70
		170.0	37.00	9.84	36.20	9.54	35.40	9.25	34.70	8.86	34.60	8.60	33.10	7.70
	5	54.0	51.10	10.44	50.30	10.18	49.20	9.92	48.00	9.50	46.50	9.23	44.00	8.27
		67.5	51.30	10.48	50.40	10.22	49.20	9.96	48.00	9.54	46.50	9.27	44.00	8.31
		135.0	52.00	10.67	50.80	10.42	49.20	10.17	48.00	9.75	46.50	9.47	44.00	8.48
		168.8	52.30	10.74	50.50	10.49	49.20	10.24	48.00	9.82	46.50	9.54	44.00	8.53
		170.0	52.30	10.74	50.50	10.49	49.20	10.24	48.00	9.82	46.50	9.54	44.00	8.53
	10	54.0	51.30	9.38	50.30	9.12	49.10	8.93	47.90	8.66	46.40	8.38	43.90	7.53
		67.5	51.50	9.41	50.50	9.15	49.20	8.96	48.00	8.67	46.50	8.38	44.00	7.54
		135.0	52.50	9.54	51.40	9.29	49.80	9.09	48.60	8.72	47.00	8.35	44.40	7.57
		168.8	52.80	9.50	51.20	9.29	50.00	9.13	48.80	8.76	47.20	8.38	44.60	7.83
		170.0	52.80	9.50	51.20	9.29	50.00	9.13	48.80	8.76	47.20	8.38	44.60	7.84
	15	54.0	51.40	8.32	50.40	8.07	48.90	7.95	47.80	7.83	46.30	7.51	43.70	6.81
		67.5	51.70	8.33	50.70	8.09	49.10	7.96	48.00	7.81	46.50	7.47	43.90	6.79
		135.0	52.90	8.40	51.90	8.16	50.30	8.02	49.10	7.68	47.50	7.24	44.90	6.66
		168.8	53.20	8.28	51.90	8.09	50.70	8.02	49.50	7.68	47.90	7.24	45.30	7.12
		170.0	53.20	8.28	51.90	8.09	50.70	8.02	49.50	7.68	47.90	7.24	45.30	7.14
	20	54.0	52.90	7.48	51.90	7.16	50.30	6.97	48.90	6.87	47.30	6.79	44.80	6.44
		67.5	53.20	7.48	52.20	7.18	50.50	7.00	49.20	6.89	47.60	6.79	45.00	6.42
		135.0	54.60	7.48	53.40	7.29	51.70	7.12	50.50	7.00	48.80	6.76	46.10	6.32
		168.8	54.80	7.41	53.40	7.24	52.10	7.12	50.70	7.00	49.10	6.78	46.40	6.56
		170.0	54.80	7.41	53.40	7.24	52.10	7.12	50.70	7.00	49.10	6.78	46.40	6.57
	25	54.0	55.40	7.08	53.80	6.75	52.10	6.62	51.00	6.47	49.60	6.35	46.90	5.91
		67.5	55.40	7.06	53.80	6.74	52.10	6.61	51.00	6.45	49.60	6.33	46.90	5.89
		135.0	55.60	6.94	53.80	6.69	52.10	6.56	51.00	6.32	49.60	6.22	46.90	5.76
		168.8	55.80	6.69	53.80	6.51	52.10	6.44	51.00	6.32	49.60	6.10	46.90	5.76
		170.0	55.80	6.68	53.80	6.50	52.10	6.44	51.00	6.32	49.60	6.10	46.90	5.76
	30	54.0	55.80	6.77	53.80	6.43	52.10	6.25	51.00	6.01	49.60	5.94	46.90	5.45
		67.5	55.80	6.72	53.80	6.40	52.10	6.23	51.00	5.99	49.60	5.89	46.90	5.43
		135.0	55.80	6.49	53.80	6.24	52.10	6.10	51.00	5.88	49.60	5.65	46.90	5.31
		168.8	55.80	6.28	53.80	6.10	52.10	5.99	51.00	5.88	49.60	5.65	46.90	5.20
		170.0	55.80	6.27	53.80	6.10	52.10	5.99	51.00	5.88	49.60	5.65	46.90	5.20
	35	54.0	55.80	6.46	53.80	6.11	52.10	5.94	51.00	5.70	49.60	5.48	46.90	4.99
		67.5	55.80	6.39	53.80	6.06	52.10	5.89	51.00	5.65	49.60	5.43	46.90	4.97
		135.0	55.80	6.01	53.80	5.83	52.10	5.65	51.00	5.42	49.60	5.20	46.90	4.86
		168.8	55.80	5.94	53.80	5.79	52.10	5.65	51.00	5.42	49.60	5.20	46.90	4.75
		170.0	55.80	5.94	53.80	5.79	52.10	5.65	51.00	5.42	49.60	5.20	46.90	4.75
	40	54.0	55.80	6.27	53.80	5.83	52.10	5.60	51.00	5.36	49.60	5.14	46.90	4.66
		67.5	55.80	6.17	53.80	5.77	52.10	5.55	51.00	5.32	49.60	5.09	46.90	4.64
		135.0	55.80	5.67	53.80	5.49	52.10	5.31	51.00	5.09	49.60	4.86	46.90	4.52
168.8		55.80	5.60	53.80	5.42	52.10	5.31	51.00	5.09	49.60	4.86	46.90	4.41	
170.0		55.80	5.60	53.80	5.42	52.10	5.31	51.00	5.09	49.60	4.86	46.90	4.41	
45	54.0	55.80	6.08	53.80	5.55	52.10	5.26	51.00	5.02	49.60	4.80	46.90	4.32	
	67.5	55.80	5.96	53.80	5.49	52.10	5.21	51.00	4.98	49.60	4.75	46.90	4.30	
	135.0	55.80	5.33	53.80	5.16	52.10	4.97	51.00	4.75	49.60	4.52	46.90	4.18	
	168.8	55.80	5.26	53.80	5.06	52.10	4.97	51.00	4.75	49.60	4.52	46.90	4.07	

7. Capacity Tables

Combi. (%)	Inlet Water Temp. (°C)	Water Flow Rate (LPM)	Indoor Air Temp. (°C, DB)											
			16.0		18.0		20.0		21.0		22.0		24.0	
			TC	PI	TC	PI	TC	PI	TC	PI	TC	PI	TC	PI
120	45	170.0	55.80	5.26	53.80	5.06	52.10	4.97	51.00	4.75	49.60	4.52	46.90	4.07
110	-5	54.0	18.80	7.19	18.60	6.69	18.50	6.22	18.30	5.96	18.40	5.79	18.00	5.18
		67.5	19.30	7.29	19.10	6.80	19.00	6.33	18.80	6.07	18.90	5.90	18.50	5.28
		135.0	21.90	7.81	21.80	7.33	21.70	6.90	21.50	6.60	21.50	6.42	21.00	5.75
		168.8	24.20	8.31	24.10	7.83	24.00	7.43	23.70	7.13	23.70	6.92	23.20	6.20
		170.0	24.30	8.33	24.20	7.85	24.10	7.45	23.80	7.15	23.80	6.94	23.30	6.22
	0	54.0	33.50	9.84	32.80	9.42	32.10	9.11	31.50	8.73	31.20	8.49	30.00	7.59
		67.5	33.70	9.86	33.00	9.44	32.30	9.13	31.70	8.75	31.40	8.51	30.20	7.61
		135.0	34.50	9.96	33.80	9.54	33.00	9.25	32.40	8.86	32.10	8.60	30.90	7.70
		168.8	35.00	9.96	34.30	9.54	33.60	9.25	32.90	8.86	32.60	8.60	31.30	7.70
		170.0	35.00	9.96	34.30	9.54	33.60	9.25	32.90	8.86	32.60	8.60	31.30	7.70
	5	54.0	48.90	10.58	47.70	10.18	46.60	9.92	45.60	9.50	43.80	9.23	41.70	8.27
		67.5	49.00	10.62	47.80	10.22	46.60	9.96	45.60	9.54	43.80	9.27	41.70	8.31
		135.0	49.70	10.81	48.20	10.42	46.70	10.17	45.60	9.75	43.80	9.47	41.70	8.48
		168.8	50.00	10.88	48.30	10.49	46.70	10.24	45.60	9.82	43.80	9.54	41.70	8.53
		170.0	50.00	10.88	48.30	10.49	46.70	10.24	45.60	9.82	43.80	9.54	41.70	8.53
	10	54.0	49.10	9.49	47.90	9.16	46.60	8.96	45.50	8.66	43.70	8.38	41.60	7.53
		67.5	49.30	9.50	48.00	9.18	46.70	8.98	45.60	8.67	43.80	8.38	41.70	7.54
		135.0	50.00	9.57	48.50	9.29	46.90	9.09	45.90	8.72	44.10	8.35	41.90	7.57
		168.8	50.30	9.57	48.70	9.29	47.10	9.07	45.90	8.70	44.20	8.38	42.00	7.66
		170.0	50.30	9.57	48.70	9.29	47.10	9.07	45.90	8.70	44.20	8.38	42.00	7.66
	15	54.0	49.20	8.39	47.90	8.16	46.50	8.02	45.40	7.83	43.70	7.51	41.60	6.81
		67.5	49.40	8.38	48.10	8.16	46.60	8.02	45.50	7.81	43.80	7.47	41.70	6.79
		135.0	50.30	8.33	48.80	8.16	47.20	8.02	46.10	7.68	44.40	7.24	42.10	6.66
		168.8	50.50	8.28	49.10	8.09	47.50	7.91	46.30	7.57	44.50	7.24	42.30	6.78
		170.0	50.50	8.28	49.10	8.09	47.50	7.91	46.30	7.57	44.50	7.24	42.30	6.78
	20	54.0	50.10	7.24	48.80	7.07	47.20	6.90	45.90	6.78	44.30	6.59	41.90	6.16
		67.5	50.30	7.25	48.90	7.07	47.30	6.90	46.10	6.78	44.40	6.57	42.00	6.15
		135.0	51.50	7.32	49.60	7.07	47.90	6.90	46.80	6.78	44.90	6.44	42.70	6.10
		168.8	51.80	7.32	50.00	7.07	48.20	6.90	46.90	6.66	45.20	6.44	42.90	6.10
		170.0	51.80	7.32	50.00	7.07	48.20	6.90	46.90	6.66	45.20	6.44	42.90	6.10
	25	54.0	51.70	6.59	50.20	6.35	48.20	6.25	47.10	6.01	45.50	5.79	43.00	5.31
		67.5	51.80	6.58	50.20	6.33	48.20	6.23	47.10	5.99	45.50	5.77	43.00	5.31
		135.0	52.20	6.53	50.20	6.22	48.20	6.10	47.10	5.88	45.50	5.65	43.00	5.31
		168.8	52.50	6.53	50.20	6.24	48.20	5.99	47.10	5.88	45.50	5.54	43.00	5.20
		170.0	52.50	6.53	50.20	6.24	48.20	5.99	47.10	5.88	45.50	5.54	43.00	5.20
	30	54.0	52.50	6.01	50.20	5.79	48.20	5.57	47.10	5.45	45.50	5.11	43.00	4.78
		67.5	52.50	5.99	50.20	5.77	48.20	5.55	47.10	5.43	45.50	5.09	43.00	4.76
		135.0	52.50	5.88	50.20	5.65	48.20	5.42	47.10	5.31	45.50	4.97	43.00	4.63
		168.8	52.50	5.83	50.20	5.54	48.20	5.31	47.10	5.20	45.50	4.97	43.00	4.63
		170.0	52.50	5.83	50.20	5.54	48.20	5.31	47.10	5.20	45.50	4.97	43.00	4.63
	35	54.0	52.50	5.70	50.20	5.33	48.20	5.11	47.10	4.89	45.50	4.66	43.00	4.32
		67.5	52.50	5.65	50.20	5.31	48.20	5.09	47.10	4.87	45.50	4.64	43.00	4.30
		135.0	52.50	5.42	50.20	5.20	48.20	4.97	47.10	4.75	45.50	4.52	43.00	4.18
		168.8	52.50	5.28	50.20	5.09	48.20	4.86	47.10	4.75	45.50	4.52	43.00	4.18
		170.0	52.50	5.28	50.20	5.09	48.20	4.86	47.10	4.75	45.50	4.52	43.00	4.18
	40	54.0	52.50	5.36	50.20	5.14	48.20	4.80	47.10	4.55	45.50	4.32	43.00	3.98
		67.5	52.50	5.32	50.20	5.09	48.20	4.75	47.10	4.53	45.50	4.30	43.00	3.96
		135.0	52.50	5.09	50.20	4.86	48.20	4.52	47.10	4.41	45.50	4.18	43.00	3.85
168.8		52.50	5.01	50.20	4.75	48.20	4.52	47.10	4.29	45.50	4.07	43.00	3.73	
170.0		52.50	5.01	50.20	4.75	48.20	4.52	47.10	4.29	45.50	4.07	43.00	3.73	
45	54.0	52.50	5.02	50.20	4.95	48.20	4.49	47.10	4.21	45.50	3.98	43.00	3.64	
	67.5	52.50	4.98	50.20	4.88	48.20	4.42	47.10	4.19	45.50	3.96	43.00	3.62	
	135.0	52.50	4.75	50.20	4.52	48.20	4.07	47.10	4.07	45.50	3.85	43.00	3.51	
	168.8	52.50	4.75	50.20	4.41	48.20	4.18	47.10	3.85	45.50	3.61	43.00	3.27	

7. Capacity Tables

Combi. (%)	Inlet Water Temp. (°C)	Water Flow Rate (LPM)	Indoor Air Temp. (°C, DB)											
			16.0		18.0		20.0		21.0		22.0		24.0	
			TC	PI	TC	PI	TC	PI	TC	PI	TC	PI	TC	PI
110	45	170.0	52.50	4.75	50.20	4.41	48.20	4.18	47.10	3.84	45.50	3.60	43.00	3.26
100	-5	54.0	17.70	7.19	17.60	6.78	17.50	6.22	17.40	5.96	17.20	5.69	16.90	5.18
		67.5	18.20	7.29	18.10	6.89	18.00	6.33	17.90	6.07	17.70	5.80	17.40	5.28
		135.0	20.80	7.81	20.60	7.42	20.50	6.90	20.30	6.60	20.10	6.32	19.80	5.75
		168.8	22.90	8.31	22.80	7.94	22.60	7.43	22.40	7.13	22.30	6.82	21.90	6.20
		170.0	23.00	8.33	22.90	7.96	22.70	7.45	22.50	7.15	22.40	6.84	22.00	6.22
	0	54.0	31.70	9.84	31.00	9.55	30.30	9.11	29.80	8.73	29.30	8.36	28.30	7.59
		67.5	31.90	9.86	31.20	9.57	30.50	9.13	30.00	8.75	29.50	8.38	28.40	7.61
		135.0	32.60	9.96	31.90	9.67	31.20	9.25	30.70	8.86	30.20	8.48	29.10	7.70
		168.8	33.10	9.96	32.40	9.67	31.70	9.25	31.10	8.86	30.60	8.48	29.50	7.70
		170.0	33.10	9.96	32.40	9.67	31.70	9.25	31.10	8.86	30.60	8.48	29.50	7.70
	5	54.0	46.80	10.58	45.20	10.32	44.00	9.92	43.20	9.50	41.10	9.09	39.20	8.27
		67.5	46.90	10.62	45.30	10.36	44.00	9.96	43.20	9.54	41.10	9.13	39.20	8.31
		135.0	47.60	10.81	45.60	10.56	44.10	10.17	43.20	9.75	41.10	9.33	39.20	8.48
		168.8	47.90	10.88	45.70	10.63	44.10	10.24	43.20	9.82	41.10	9.39	39.20	8.53
		170.0	47.90	10.88	45.70	10.63	44.10	10.24	43.20	9.82	41.10	9.39	39.20	8.53
	10	54.0	47.00	9.46	45.40	9.25	44.10	8.96	43.20	8.66	41.10	8.23	39.20	7.53
		67.5	47.10	9.50	45.50	9.28	44.10	8.98	43.20	8.67	41.10	8.24	39.20	7.54
		135.0	47.60	9.68	45.70	9.40	44.10	9.09	43.20	8.72	41.10	8.28	39.20	7.57
		168.8	47.90	9.64	45.90	9.40	44.10	9.07	43.20	8.70	41.10	8.25	39.20	7.54
		170.0	47.90	9.64	45.90	9.40	44.10	9.07	43.20	8.70	41.10	8.25	39.20	7.54
	15	54.0	47.30	8.34	45.50	8.20	44.10	8.02	43.20	7.83	41.10	7.37	39.20	6.81
		67.5	47.40	8.38	45.50	8.21	44.10	8.02	43.20	7.81	41.10	7.35	39.20	6.79
		135.0	47.60	8.55	45.70	8.23	44.10	8.02	43.20	7.68	41.10	7.24	39.20	6.66
		168.8	48.00	8.40	45.90	8.16	44.10	7.91	43.20	7.57	41.10	7.12	39.20	6.56
		170.0	48.00	8.39	45.90	8.16	44.10	7.91	43.20	7.57	41.10	7.12	39.20	6.56
	20	54.0	47.50	7.13	45.80	6.95	44.10	6.78	43.20	6.69	41.10	6.25	39.20	5.94
		67.5	47.70	7.16	45.80	6.96	44.10	6.78	43.20	6.67	41.10	6.23	39.20	5.89
		135.0	48.40	7.29	45.90	6.98	44.10	6.78	43.20	6.56	41.10	6.10	39.20	5.65
		168.8	48.70	7.17	46.40	6.92	44.10	6.66	43.20	6.44	41.10	5.99	39.20	5.54
		170.0	48.70	7.17	46.40	6.92	44.10	6.66	43.20	6.44	41.10	5.99	39.20	5.54
	25	54.0	48.10	6.24	46.50	6.04	44.10	5.79	43.20	5.57	41.10	5.23	39.20	4.75
		67.5	48.30	6.25	46.50	6.01	44.10	5.77	43.20	5.55	41.10	5.21	39.20	4.75
		135.0	49.00	6.27	46.50	5.88	44.10	5.65	43.20	5.42	41.10	5.09	39.20	4.75
		168.8	49.20	6.13	46.50	5.83	44.10	5.54	43.20	5.31	41.10	5.09	39.20	4.63
		170.0	49.20	6.13	46.50	5.83	44.10	5.54	43.20	5.31	41.10	5.09	39.20	4.63
	30	54.0	49.20	5.67	46.50	5.23	44.10	4.87	43.20	4.78	41.10	4.41	39.20	4.21
		67.5	49.20	5.65	46.50	5.21	44.10	4.86	43.20	4.76	41.10	4.41	39.20	4.19
		135.0	49.20	5.54	46.50	5.09	44.10	4.82	43.20	4.63	41.10	4.41	39.20	4.07
		168.8	49.20	5.42	46.50	5.09	44.10	4.75	43.20	4.63	41.10	4.29	39.20	4.07
		170.0	49.20	5.42	46.50	5.09	44.10	4.75	43.20	4.63	41.10	4.29	39.20	4.07
	35	54.0	49.20	5.26	46.50	4.80	44.10	4.30	43.20	4.21	41.10	3.98	39.20	3.64
		67.5	49.20	5.21	46.50	4.75	44.10	4.29	43.20	4.19	41.10	3.96	39.20	3.62
		135.0	49.20	4.97	46.50	4.52	44.10	4.24	43.20	4.07	41.10	3.85	39.20	3.51
		168.8	49.20	4.97	46.50	4.52	44.10	4.18	43.20	4.07	41.10	3.85	39.20	3.51
		170.0	49.20	4.97	46.50	4.52	44.10	4.18	43.20	4.07	41.10	3.85	39.20	3.51
	40	54.0	49.20	4.92	46.50	4.46	44.10	3.86	43.20	3.76	41.10	3.54	39.20	3.30
		67.5	49.20	4.87	46.50	4.41	44.10	3.85	43.20	3.74	41.10	3.52	39.20	3.28
		135.0	49.20	4.63	46.50	4.18	44.10	3.80	43.20	3.61	41.10	3.39	39.20	3.17
168.8		49.20	4.52	46.50	4.18	44.10	3.73	43.20	3.61	41.10	3.39	39.20	3.17	
170.0		49.20	4.52	46.50	4.18	44.10	3.73	43.20	3.61	41.10	3.39	39.20	3.17	
45	54.0	49.20	4.58	46.50	4.12	44.10	3.40	43.20	3.30	41.10	3.08	39.20	2.96	
	67.5	49.20	4.53	46.50	4.08	44.10	3.39	43.20	3.28	41.10	3.06	39.20	2.94	
	135.0	49.20	4.29	46.50	3.85	44.10	3.34	43.20	3.17	41.10	2.93	39.20	2.83	
	168.8	49.20	4.07	46.50	3.85	44.10	3.27	43.20	3.17	41.10	2.93	39.20	2.83	

7. Capacity Tables

Combi. (%)	Inlet Water Temp. (°C)	Water Flow Rate (LPM)	Indoor Air Temp. (°C, DB)											
			16.0		18.0		20.0		21.0		22.0		24.0	
			TC	PI	TC	PI	TC	PI	TC	PI	TC	PI	TC	PI
100	45	170.0	49.20	4.06	46.50	3.85	44.10	3.27	43.20	3.17	41.10	2.93	39.20	2.83
90	-5	54.0	16.70	6.68	16.20	6.08	15.70	5.34	15.60	5.09	15.50	4.91	15.20	4.40
		67.5	17.20	6.78	16.70	6.18	16.20	5.44	16.10	5.18	16.00	5.00	15.60	4.48
		135.0	19.60	7.25	19.00	6.65	18.40	5.93	18.30	5.65	18.20	5.45	17.80	4.89
		168.8	21.70	7.70	21.00	7.12	20.30	6.39	20.20	6.09	20.10	5.87	19.70	5.27
		170.0	21.80	7.72	21.10	7.14	20.40	6.41	20.30	6.11	20.20	5.88	19.80	5.28
	0	54.0	29.90	9.09	28.60	8.53	27.20	7.83	26.80	7.47	26.40	7.19	25.40	6.46
		67.5	30.10	9.11	28.70	8.55	27.40	7.85	26.90	7.49	26.50	7.21	25.50	6.48
		135.0	30.80	9.21	29.40	8.65	28.10	7.94	27.60	7.57	27.20	7.29	26.20	6.55
		168.8	31.30	9.21	29.80	8.65	28.50	7.94	28.00	7.57	27.60	7.29	26.60	6.55
		170.0	31.30	9.21	29.80	8.65	28.50	7.94	28.00	7.57	27.60	7.29	26.60	6.55
	5	54.0	42.30	9.76	40.90	9.21	39.60	8.53	38.80	8.13	37.10	7.83	35.30	7.03
		67.5	42.30	9.80	40.90	9.25	39.60	8.56	38.80	8.16	37.10	7.86	35.30	7.06
		135.0	42.50	9.98	40.80	9.43	39.60	8.73	38.80	8.33	37.10	8.03	35.30	7.20
		168.8	42.70	10.04	40.90	9.49	39.60	8.80	38.80	8.39	37.10	8.09	35.30	7.26
		170.0	42.70	10.04	40.90	9.49	39.60	8.80	38.80	8.39	37.10	8.09	35.30	7.26
	10	54.0	42.50	8.62	41.10	8.20	39.60	7.72	38.80	7.40	37.10	7.10	35.30	6.40
		67.5	42.50	8.63	41.10	8.21	39.60	7.73	38.80	7.41	37.10	7.10	35.30	6.41
		135.0	42.40	8.65	40.80	8.24	39.60	7.76	38.80	7.45	37.10	7.07	35.30	6.43
		168.8	42.70	8.63	40.90	8.22	39.60	7.74	38.80	7.42	37.10	7.10	35.30	6.45
		170.0	42.70	8.63	40.90	8.22	39.60	7.74	38.80	7.42	37.10	7.10	35.30	6.45
	15	54.0	42.70	7.46	41.20	7.20	39.60	6.93	38.80	6.69	37.10	6.38	35.30	5.79
		67.5	42.70	7.44	41.20	7.18	39.60	6.91	38.80	6.67	37.10	6.33	35.30	5.77
		135.0	42.40	7.32	40.90	7.05	39.60	6.78	38.80	6.56	37.10	6.10	35.30	5.65
		168.8	42.70	7.21	41.00	6.94	39.60	6.66	38.80	6.44	37.10	6.10	35.30	5.65
		170.0	42.70	7.21	41.00	6.94	39.60	6.66	38.80	6.44	37.10	6.10	35.30	5.65
	20	54.0	43.00	6.30	41.40	6.12	39.60	5.91	38.80	5.67	37.10	5.48	35.30	5.14
		67.5	43.00	6.30	41.30	6.11	39.60	5.89	38.80	5.65	37.10	5.43	35.30	5.09
		135.0	42.80	6.30	41.00	6.03	39.60	5.76	38.80	5.54	37.10	5.20	35.30	4.86
		168.8	42.90	6.20	41.10	5.99	39.60	5.76	38.80	5.54	37.10	5.20	35.30	4.86
		170.0	42.90	6.20	41.10	5.99	39.60	5.76	38.80	5.54	37.10	5.20	35.30	4.86
	25	54.0	43.70	5.51	41.90	5.21	39.60	4.99	38.80	4.75	37.10	4.55	35.30	4.21
		67.5	43.80	5.50	41.90	5.20	39.60	4.97	38.80	4.75	37.10	4.53	35.30	4.19
		135.0	44.20	5.45	41.90	5.16	39.60	4.86	38.80	4.75	37.10	4.41	35.30	4.07
		168.8	44.40	5.31	41.90	5.04	39.60	4.86	38.80	4.63	37.10	4.41	35.30	4.07
		170.0	44.40	5.31	41.90	5.04	39.60	4.86	38.80	4.63	37.10	4.41	35.30	4.07
	30	54.0	44.40	4.99	41.90	4.66	39.60	4.32	38.80	4.21	37.10	3.98	35.30	3.61
		67.5	44.40	4.97	41.90	4.64	39.60	4.30	38.80	4.19	37.10	3.96	35.30	3.61
		135.0	44.40	4.86	41.90	4.52	39.60	4.18	38.80	4.07	37.10	3.85	35.30	3.61
		168.8	44.40	4.75	41.90	4.41	39.60	4.18	38.80	4.07	37.10	3.85	35.30	3.51
		170.0	44.40	4.75	41.90	4.41	39.60	4.18	38.80	4.07	37.10	3.85	35.30	3.51
	35	54.0	44.40	4.55	41.90	4.21	39.60	3.88	38.80	3.76	37.10	3.54	35.30	3.30
		67.5	44.40	4.53	41.90	4.19	39.60	3.86	38.80	3.74	37.10	3.52	35.30	3.28
		135.0	44.40	4.41	41.90	4.07	39.60	3.73	38.80	3.61	37.10	3.39	35.30	3.17
		168.8	44.40	4.29	41.90	3.95	39.60	3.61	38.80	3.51	37.10	3.39	35.30	3.17
		170.0	44.40	4.29	41.90	3.95	39.60	3.61	38.80	3.51	37.10	3.39	35.30	3.17
	40	54.0	44.40	4.24	41.90	3.88	39.60	3.42	38.80	3.30	37.10	3.20	35.30	2.96
		67.5	44.40	4.19	41.90	3.86	39.60	3.40	38.80	3.28	37.10	3.18	35.30	2.94
		135.0	44.40	3.95	41.90	3.73	39.60	3.27	38.80	3.17	37.10	3.05	35.30	2.83
168.8		44.40	3.95	41.90	3.73	39.60	3.27	38.80	3.17	37.10	3.05	35.30	2.83	
170.0		44.40	3.95	41.90	3.73	39.60	3.27	38.80	3.17	37.10	3.05	35.30	2.83	
45	54.0	44.40	3.93	41.90	3.54	39.60	2.96	38.80	2.86	37.10	2.86	35.30	2.62	
	67.5	44.40	3.86	41.90	3.52	39.60	2.94	38.80	2.84	37.10	2.84	35.30	2.60	
	135.0	44.40	3.51	41.90	3.39	39.60	2.83	38.80	2.71	37.10	2.71	35.30	2.49	
	168.8	44.40	3.61	41.90	3.51	39.60	2.93	38.80	2.83	37.10	2.71	35.30	2.49	

7. Capacity Tables

Combi. (%)	Inlet Water Temp. (°C)	Water Flow Rate (LPM)	Indoor Air Temp. (°C, DB)											
			16.0		18.0		20.0		21.0		22.0		24.0	
			TC	PI	TC	PI	TC	PI	TC	PI	TC	PI	TC	PI
90	45	170.0	44.40	3.61	41.90	3.51	39.60	2.93	38.80	2.83	37.10	2.71	35.30	2.49
80	-5	54.0	15.80	4.76	14.80	4.58	14.00	4.38	13.90	4.23	13.80	4.04	13.50	3.72
		67.5	16.30	4.85	15.20	4.66	14.40	4.46	14.30	4.31	14.20	4.11	13.90	3.79
		135.0	18.50	5.28	17.40	5.07	16.40	4.85	16.20	4.69	16.20	4.48	15.80	4.11
		168.8	20.50	5.69	19.20	5.47	18.10	5.24	17.90	5.06	17.80	4.83	17.50	4.44
		170.0	20.60	5.70	19.30	5.48	18.20	5.25	18.00	5.07	17.90	4.84	17.60	4.45
	0	54.0	28.30	6.98	26.10	6.70	24.30	6.42	23.80	6.20	23.50	5.91	22.60	5.44
		67.5	28.40	7.00	26.20	6.72	24.40	6.44	23.90	6.22	23.60	5.93	22.70	5.45
		135.0	29.10	7.08	26.80	6.80	25.00	6.51	24.50	6.29	24.20	6.00	23.30	5.52
		168.8	29.50	7.08	27.20	6.80	25.40	6.51	24.90	6.29	24.60	6.00	23.60	5.52
		170.0	29.50	7.08	27.20	6.80	25.40	6.51	24.90	6.29	24.60	6.00	23.60	5.52
	5	54.0	39.10	7.59	36.90	7.31	35.30	6.98	34.50	6.74	33.00	6.43	31.40	5.92
		67.5	39.20	7.63	37.00	7.34	35.30	7.01	34.50	6.77	33.00	6.46	31.40	5.95
		135.0	39.50	7.80	37.20	7.48	35.30	7.17	34.50	6.92	33.00	6.59	31.40	6.08
		168.8	39.50	7.84	37.20	7.54	35.30	7.21	34.50	6.97	33.00	6.64	31.40	6.11
		170.0	39.50	7.84	37.20	7.54	35.30	7.21	34.50	6.97	33.00	6.64	31.40	6.11
	10	54.0	39.30	6.99	37.00	6.67	35.30	6.33	34.50	6.16	33.00	5.83	31.40	5.40
		67.5	39.30	6.98	37.00	6.66	35.30	6.33	34.50	6.16	33.00	5.83	31.40	5.40
		135.0	39.50	6.94	37.20	6.63	35.30	6.35	34.50	6.17	33.00	5.84	31.40	5.41
		168.8	39.50	6.92	37.20	6.65	35.30	6.37	34.50	6.14	33.00	5.81	31.40	5.38
		170.0	39.50	6.92	37.20	6.65	35.30	6.37	34.50	6.14	33.00	5.81	31.40	5.38
	15	54.0	39.50	6.38	37.20	6.04	35.30	5.67	34.50	5.57	33.00	5.23	31.40	4.89
		67.5	39.50	6.33	37.20	5.99	35.30	5.65	34.50	5.55	33.00	5.21	31.40	4.87
		135.0	39.50	6.10	37.20	5.76	35.30	5.54	34.50	5.42	33.00	5.09	31.40	4.75
		168.8	39.50	5.99	37.20	5.76	35.30	5.54	34.50	5.31	33.00	4.97	31.40	4.63
		170.0	39.50	5.99	37.20	5.76	35.30	5.54	34.50	5.31	33.00	4.97	31.40	4.63
	20	54.0	39.50	5.33	37.20	5.11	35.30	4.86	34.50	4.78	33.00	4.55	31.40	4.21
		67.5	39.50	5.31	37.20	5.09	35.30	4.86	34.50	4.76	33.00	4.53	31.40	4.19
		135.0	39.50	5.20	37.20	4.97	35.30	4.86	34.50	4.63	33.00	4.41	31.40	4.07
		168.8	39.50	5.09	37.20	4.86	35.30	4.75	34.50	4.63	33.00	4.29	31.40	4.07
		170.0	39.50	5.09	37.20	4.86	35.30	4.75	34.50	4.63	33.00	4.29	31.40	4.07
	25	54.0	39.50	4.78	37.20	4.44	35.30	4.18	34.50	4.10	33.00	3.88	31.40	3.64
		67.5	39.50	4.76	37.20	4.42	35.30	4.18	34.50	4.08	33.00	3.86	31.40	3.62
		135.0	39.50	4.63	37.20	4.29	35.30	4.18	34.50	3.95	33.00	3.73	31.40	3.51
		168.8	39.50	4.52	37.20	4.29	35.30	4.07	34.50	3.95	33.00	3.73	31.40	3.51
		170.0	39.50	4.52	37.20	4.29	35.30	4.07	34.50	3.95	33.00	3.73	31.40	3.51
	30	54.0	39.50	4.21	37.20	3.98	35.30	3.76	34.50	3.64	33.00	3.42	31.40	3.20
		67.5	39.50	4.19	37.20	3.96	35.30	3.74	34.50	3.62	33.00	3.40	31.40	3.18
		135.0	39.50	4.07	37.20	3.85	35.30	3.61	34.50	3.51	33.00	3.27	31.40	3.05
		168.8	39.50	4.07	37.20	3.85	35.30	3.61	34.50	3.51	33.00	3.27	31.40	3.05
		170.0	39.50	4.07	37.20	3.85	35.30	3.61	34.50	3.51	33.00	3.27	31.40	3.05
	35	54.0	39.50	3.88	37.20	3.64	35.30	3.30	34.50	3.17	33.00	3.08	31.40	2.83
		67.5	39.50	3.86	37.20	3.62	35.30	3.28	34.50	3.17	33.00	3.06	31.40	2.83
		135.0	39.50	3.73	37.20	3.51	35.30	3.17	34.50	3.17	33.00	2.93	31.40	2.83
		168.8	39.50	3.73	37.20	3.39	35.30	3.17	34.50	3.05	33.00	2.93	31.40	2.71
		170.0	39.50	3.73	37.20	3.39	35.30	3.17	34.50	3.05	33.00	2.93	31.40	2.71
	40	54.0	39.50	3.67	37.20	3.30	35.30	2.93	34.50	2.96	33.00	2.71	31.40	2.62
		67.5	39.50	3.62	37.20	3.28	35.30	2.93	34.50	2.94	33.00	2.71	31.40	2.60
		135.0	39.50	3.39	37.20	3.17	35.30	2.93	34.50	2.83	33.00	2.71	31.40	2.49
168.8		39.50	3.39	37.20	3.17	35.30	2.83	34.50	2.83	33.00	2.71	31.40	2.49	
170.0		39.50	3.39	37.20	3.17	35.30	2.83	34.50	2.83	33.00	2.71	31.40	2.49	
45	54.0	39.50	3.48	37.20	2.96	35.30	2.57	34.50	2.77	33.00	2.34	31.40	2.43	
	67.5	39.50	3.41	37.20	2.94	35.30	2.59	34.50	2.72	33.00	2.37	31.40	2.38	
	135.0	39.50	3.05	37.20	2.83	35.30	2.71	34.50	2.49	33.00	2.49	31.40	2.15	
	168.8	39.50	3.05	37.20	2.93	35.30	2.49	34.50	2.60	33.00	2.49	31.40	2.26	

7. Capacity Tables

Combi. (%)	Inlet Water Temp. (°C)	Water Flow Rate (LPM)	Indoor Air Temp. (°C, DB)											
			16.0		18.0		20.0		21.0		22.0		24.0	
			TC	PI	TC	PI	TC	PI	TC	PI	TC	PI	TC	PI
80	45	170.0	39.50	3.05	37.20	2.93	35.30	2.48	34.50	2.60	33.00	2.49	31.40	2.26
70	-5	54.0	13.80	4.08	13.00	3.89	12.30	3.76	12.10	3.55	12.10	3.42	11.90	3.11
		67.5	14.20	4.15	13.40	3.96	12.60	3.83	12.50	3.61	12.40	3.48	12.20	3.17
		135.0	16.20	4.52	15.20	4.31	14.30	4.17	14.20	3.93	14.10	3.79	13.90	3.45
		168.8	17.90	4.89	16.80	4.65	15.80	4.50	15.70	4.23	15.60	4.09	15.30	3.72
		170.0	18.00	4.90	16.90	4.66	15.90	4.51	15.80	4.24	15.70	4.10	15.30	3.73
	0	54.0	24.70	5.98	22.80	5.70	21.20	5.51	20.80	5.19	20.50	5.01	19.80	4.56
		67.5	24.80	6.00	22.90	5.71	21.30	5.53	20.90	5.20	20.60	5.02	19.90	4.57
		135.0	25.40	6.07	23.50	5.77	21.80	5.60	21.50	5.26	21.10	5.09	20.30	4.62
		168.8	25.80	6.07	23.90	5.77	22.20	5.60	21.80	5.26	21.50	5.09	20.70	4.62
		170.0	25.80	6.07	23.90	5.77	22.20	5.60	21.80	5.26	21.50	5.09	20.70	4.62
	5	54.0	34.10	6.51	32.30	6.20	30.80	6.00	30.20	5.65	28.80	5.45	27.40	4.95
		67.5	34.20	6.54	32.40	6.23	30.80	6.03	30.20	5.67	28.80	5.48	27.40	4.97
		135.0	34.50	6.67	32.70	6.36	30.80	6.16	30.20	5.79	28.80	5.60	27.40	5.09
		168.8	34.50	6.72	32.60	6.41	30.80	6.21	30.20	5.83	28.80	5.63	27.40	5.12
		170.0	34.50	6.72	32.60	6.41	30.80	6.21	30.20	5.83	28.80	5.63	27.40	5.12
	10	54.0	34.30	6.00	32.50	5.67	30.80	5.46	30.20	5.16	28.80	4.94	27.40	4.52
		67.5	34.30	5.99	32.50	5.66	30.80	5.45	30.20	5.16	28.80	4.94	27.40	4.52
		135.0	34.50	5.94	32.60	5.61	30.80	5.40	30.20	5.16	28.80	4.94	27.40	4.52
		168.8	34.50	5.96	32.60	5.63	30.80	5.42	30.20	5.18	28.80	4.91	27.40	4.54
		170.0	34.50	5.96	32.60	5.63	30.80	5.42	30.20	5.18	28.80	4.91	27.40	4.54
	15	54.0	34.50	5.48	32.60	5.14	30.80	4.92	30.20	4.66	28.80	4.44	27.40	4.10
		67.5	34.50	5.43	32.60	5.09	30.80	4.87	30.20	4.64	28.80	4.42	27.40	4.08
		135.0	34.50	5.20	32.60	4.86	30.80	4.63	30.20	4.52	28.80	4.29	27.40	3.95
		168.8	34.50	5.20	32.60	4.86	30.80	4.63	30.20	4.52	28.80	4.18	27.40	3.95
		170.0	34.50	5.20	32.60	4.86	30.80	4.63	30.20	4.52	28.80	4.18	27.40	3.95
	20	54.0	34.50	4.55	32.60	4.32	30.80	4.21	30.20	4.10	28.80	3.88	27.40	3.64
		67.5	34.50	4.53	32.60	4.30	30.80	4.19	30.20	4.08	28.80	3.86	27.40	3.62
		135.0	34.50	4.41	32.60	4.18	30.80	4.07	30.20	3.95	28.80	3.73	27.40	3.51
		168.8	34.50	4.41	32.60	4.18	30.80	4.07	30.20	3.85	28.80	3.73	27.40	3.39
		170.0	34.50	4.41	32.60	4.18	30.80	4.07	30.20	3.85	28.80	3.73	27.40	3.39
	25	54.0	34.50	4.10	32.60	3.88	30.80	3.64	30.20	3.54	28.80	3.27	27.40	3.05
		67.5	34.50	4.08	32.60	3.86	30.80	3.62	30.20	3.52	28.80	3.27	27.40	3.05
		135.0	34.50	3.95	32.60	3.73	30.80	3.51	30.20	3.39	28.80	3.27	27.40	3.05
		168.8	34.50	3.85	32.60	3.61	30.80	3.51	30.20	3.39	28.80	3.17	27.40	3.05
		170.0	34.50	3.85	32.60	3.61	30.80	3.51	30.20	3.39	28.80	3.17	27.40	3.05
	30	54.0	34.50	3.64	32.60	3.42	30.80	3.20	30.20	3.05	28.80	2.96	27.40	2.71
		67.5	34.50	3.62	32.60	3.40	30.80	3.18	30.20	3.05	28.80	2.94	27.40	2.71
		135.0	34.50	3.51	32.60	3.27	30.80	3.05	30.20	3.05	28.80	2.83	27.40	2.71
		168.8	34.50	3.51	32.60	3.27	30.80	3.05	30.20	2.93	28.80	2.83	27.40	2.71
		170.0	34.50	3.51	32.60	3.27	30.80	3.05	30.20	2.93	28.80	2.83	27.40	2.71
	35	54.0	34.50	3.30	32.60	3.08	30.80	2.83	30.20	2.86	28.80	2.60	27.40	2.52
		67.5	34.50	3.28	32.60	3.06	30.80	2.83	30.20	2.84	28.80	2.60	27.40	2.50
		135.0	34.50	3.17	32.60	2.93	30.80	2.83	30.20	2.71	28.80	2.60	27.40	2.37
		168.8	34.50	3.17	32.60	2.93	30.80	2.71	30.20	2.71	28.80	2.60	27.40	2.37
		170.0	34.50	3.17	32.60	2.93	30.80	2.71	30.20	2.71	28.80	2.60	27.40	2.37
	40	54.0	34.50	3.08	32.60	2.86	30.80	2.62	30.20	2.49	28.80	2.37	27.40	2.28
		67.5	34.50	3.06	32.60	2.84	30.80	2.60	30.20	2.49	28.80	2.37	27.40	2.26
		135.0	34.50	2.93	32.60	2.71	30.80	2.49	30.20	2.49	28.80	2.37	27.40	2.15
168.8		34.50	2.93	32.60	2.71	30.80	2.49	30.20	2.37	28.80	2.26	27.40	2.15	
170.0		34.50	2.93	32.60	2.71	30.80	2.49	30.20	2.37	28.80	2.26	27.40	2.15	
45	54.0	34.50	2.86	32.60	2.62	30.80	2.43	30.20	2.12	28.80	2.15	27.40	2.06	
	67.5	34.50	2.84	32.60	2.60	30.80	2.38	30.20	2.14	28.80	2.15	27.40	2.04	
	135.0	34.50	2.71	32.60	2.49	30.80	2.15	30.20	2.26	28.80	2.15	27.40	1.92	
	168.8	34.50	2.71	32.60	2.49	30.80	2.26	30.20	2.03	28.80	1.92	27.40	1.92	

7. Capacity Tables

Combi. (%)	Inlet Water Temp. (°C)	Water Flow Rate (LPM)	Indoor Air Temp. (°C, DB)											
			16.0		18.0		20.0		21.0		22.0		24.0	
			TC	PI	TC	PI	TC	PI	TC	PI	TC	PI	TC	PI
70	45	170.0	34.50	2.71	32.60	2.49	30.80	2.26	30.20	2.02	28.80	1.91	27.40	1.92
60	-5	54.0	11.90	3.32	11.10	3.19	10.50	3.06	10.40	2.85	10.30	2.80	10.10	2.50
		67.5	12.20	3.38	11.40	3.25	10.80	3.12	10.70	2.90	10.60	2.85	10.40	2.55
		135.0	13.90	3.68	13.00	3.54	12.30	3.40	12.20	3.16	12.10	3.11	11.90	2.78
		168.8	15.30	3.96	14.40	3.82	13.60	3.67	13.50	3.41	13.40	3.35	13.10	2.99
		170.0	15.30	3.97	14.40	3.83	13.60	3.68	13.50	3.42	13.40	3.36	13.10	3.00
	0	54.0	21.20	4.86	19.50	4.69	18.20	4.49	17.90	4.17	17.60	4.11	17.00	3.67
		67.5	21.30	4.87	19.60	4.70	18.30	4.50	18.00	4.18	17.70	4.12	17.10	3.68
		135.0	21.80	4.93	20.10	4.75	18.80	4.56	18.40	4.23	18.10	4.17	17.40	3.72
		168.8	22.20	4.93	20.40	4.75	19.10	4.56	18.70	4.23	18.40	4.17	17.70	3.72
		170.0	22.20	4.93	20.40	4.75	19.10	4.56	18.70	4.23	18.40	4.17	17.70	3.72
	5	54.0	29.30	5.29	27.60	5.09	26.50	4.88	25.80	4.55	24.70	4.48	23.50	3.99
		67.5	29.40	5.31	27.70	5.11	26.50	4.90	25.80	4.57	24.70	4.50	23.50	4.01
		135.0	29.60	5.42	27.90	5.23	26.50	5.01	25.80	4.66	24.70	4.59	23.50	4.09
		168.8	29.60	5.47	27.90	5.26	26.50	5.05	25.80	4.70	24.70	4.62	23.50	4.13
		170.0	29.60	5.47	27.90	5.26	26.50	5.05	25.80	4.70	24.70	4.62	23.50	4.13
	10	54.0	29.50	4.86	27.70	4.65	26.50	4.43	25.80	4.14	24.70	4.06	23.50	3.64
		67.5	29.50	4.86	27.70	4.65	26.50	4.43	25.80	4.15	24.70	4.06	23.50	3.65
		135.0	29.60	4.86	27.90	4.65	26.50	4.43	25.80	4.20	24.70	4.04	23.50	3.68
		168.8	29.60	4.87	27.90	4.61	26.50	4.38	25.80	4.15	24.70	4.01	23.50	3.65
		170.0	29.60	4.87	27.90	4.61	26.50	4.38	25.80	4.15	24.70	4.01	23.50	3.65
	15	54.0	29.60	4.44	27.90	4.21	26.50	3.98	25.80	3.73	24.70	3.64	23.50	3.27
		67.5	29.60	4.42	27.90	4.19	26.50	3.96	25.80	3.73	24.70	3.62	23.50	3.27
		135.0	29.60	4.29	27.90	4.07	26.50	3.85	25.80	3.73	24.70	3.51	23.50	3.27
		168.8	29.60	4.29	27.90	3.95	26.50	3.73	25.80	3.61	24.70	3.39	23.50	3.17
		170.0	29.60	4.29	27.90	3.95	26.50	3.73	25.80	3.61	24.70	3.39	23.50	3.17
	20	54.0	29.60	3.88	27.90	3.64	26.50	3.42	25.80	3.30	24.70	3.20	23.50	2.96
		67.5	29.60	3.86	27.90	3.62	26.50	3.40	25.80	3.28	24.70	3.18	23.50	2.94
		135.0	29.60	3.73	27.90	3.51	26.50	3.27	25.80	3.17	24.70	3.05	23.50	2.83
		168.8	29.60	3.73	27.90	3.51	26.50	3.27	25.80	3.17	24.70	3.05	23.50	2.83
		170.0	29.60	3.73	27.90	3.51	26.50	3.27	25.80	3.17	24.70	3.05	23.50	2.83
	25	54.0	29.60	3.42	27.90	3.20	26.50	2.93	25.80	2.96	24.70	2.71	23.50	2.62
		67.5	29.60	3.40	27.90	3.18	26.50	2.93	25.80	2.94	24.70	2.71	23.50	2.60
		135.0	29.60	3.27	27.90	3.05	26.50	2.93	25.80	2.83	24.70	2.71	23.50	2.49
		168.8	29.60	3.27	27.90	3.05	26.50	2.83	25.80	2.83	24.70	2.71	23.50	2.49
		170.0	29.60	3.27	27.90	3.05	26.50	2.83	25.80	2.83	24.70	2.71	23.50	2.49
	30	54.0	29.60	3.08	27.90	2.86	26.50	2.74	25.80	2.62	24.70	2.52	23.50	2.40
		67.5	29.60	3.06	27.90	2.84	26.50	2.72	25.80	2.60	24.70	2.50	23.50	2.38
		135.0	29.60	2.93	27.90	2.71	26.50	2.60	25.80	2.49	24.70	2.37	23.50	2.26
		168.8	29.60	2.93	27.90	2.71	26.50	2.60	25.80	2.49	24.70	2.37	23.50	2.26
		170.0	29.60	2.93	27.90	2.71	26.50	2.60	25.80	2.49	24.70	2.37	23.50	2.26
	35	54.0	29.60	2.71	27.90	2.62	26.50	2.37	25.80	2.40	24.70	2.28	23.50	2.18
		67.5	29.60	2.71	27.90	2.60	26.50	2.37	25.80	2.38	24.70	2.26	23.50	2.16
		135.0	29.60	2.71	27.90	2.49	26.50	2.37	25.80	2.26	24.70	2.15	23.50	2.03
		168.8	29.60	2.71	27.90	2.49	26.50	2.26	25.80	2.26	24.70	2.15	23.50	2.03
		170.0	29.60	2.71	27.90	2.49	26.50	2.26	25.80	2.26	24.70	2.15	23.50	2.03
	40	54.0	29.60	2.49	27.90	2.40	26.50	2.15	25.80	2.18	24.70	2.06	23.50	1.92
		67.5	29.60	2.49	27.90	2.38	26.50	2.15	25.80	2.16	24.70	2.04	23.50	1.92
		135.0	29.60	2.49	27.90	2.26	26.50	2.15	25.80	2.03	24.70	1.92	23.50	1.92
168.8		29.60	2.49	27.90	2.26	26.50	2.15	25.80	2.03	24.70	1.92	23.50	1.92	
170.0		29.60	2.49	27.90	2.26	26.50	2.15	25.80	2.03	24.70	1.92	23.50	1.92	
45	54.0	29.60	2.26	27.90	2.18	26.50	1.92	25.80	1.94	24.70	1.84	23.50	1.67	
	67.5	29.60	2.26	27.90	2.16	26.50	1.92	25.80	1.92	24.70	1.82	23.50	1.69	
	135.0	29.60	2.26	27.90	2.03	26.50	1.92	25.80	1.81	24.70	1.70	23.50	1.81	
	168.8	29.60	2.26	27.90	2.03	26.50	2.03	25.80	1.81	24.70	1.70	23.50	1.81	

7. Capacity Tables

Combi. (%)	Inlet Water Temp. (°C)	Water Flow Rate (LPM)	Indoor Air Temp. (°C, DB)											
			16.0		18.0		20.0		21.0		22.0		24.0	
			TC	PI	TC	PI	TC	PI	TC	PI	TC	PI	TC	PI
60	45	170.0	29.60	2.26	27.90	2.03	26.50	2.03	25.80	1.81	24.70	1.70	23.50	1.81
50	-5	54.0	9.90	2.64	9.30	2.50	8.80	2.37	8.60	2.24	8.60	2.10	8.40	1.99
		67.5	10.20	2.69	9.60	2.55	9.10	2.41	8.90	2.28	8.90	2.14	8.70	2.03
		135.0	11.50	2.92	10.80	2.78	10.30	2.62	10.10	2.49	10.10	2.34	9.90	2.20
		168.8	12.80	3.16	12.00	2.99	11.30	2.83	11.20	2.69	11.10	2.51	11.00	2.37
		170.0	12.80	3.17	12.00	3.00	11.30	2.84	11.20	2.70	11.10	2.52	11.00	2.38
	0	54.0	17.60	3.87	16.30	3.67	15.20	3.46	14.80	3.28	14.60	3.09	14.10	2.91
		67.5	17.70	3.88	16.40	3.68	15.30	3.47	14.90	3.29	14.70	3.10	14.20	2.92
		135.0	18.10	3.92	16.80	3.72	15.60	3.52	15.30	3.34	15.10	3.13	14.50	2.96
		168.8	18.40	3.92	17.00	3.72	15.80	3.52	15.50	3.34	15.30	3.13	14.80	2.96
		170.0	18.40	3.92	17.00	3.72	15.80	3.52	15.50	3.34	15.30	3.13	14.80	2.96
	5	54.0	24.40	4.21	23.10	3.99	22.00	3.77	21.50	3.58	20.60	3.36	19.60	3.16
		67.5	24.40	4.23	23.10	4.01	22.00	3.79	21.50	3.60	20.60	3.37	19.60	3.18
		135.0	24.60	4.31	23.30	4.09	22.10	3.87	21.50	3.67	20.60	3.44	19.60	3.25
		168.8	24.60	4.35	23.30	4.13	22.10	3.89	21.50	3.69	20.60	3.47	19.60	3.27
		170.0	24.60	4.35	23.30	4.13	22.10	3.89	21.50	3.69	20.60	3.47	19.60	3.27
	10	54.0	24.50	3.88	23.10	3.65	22.00	3.43	21.50	3.28	20.60	3.03	19.60	2.89
		67.5	24.50	3.88	23.10	3.65	22.00	3.43	21.50	3.28	20.60	3.04	19.60	2.89
		135.0	24.60	3.85	23.30	3.64	22.10	3.40	21.50	3.25	20.60	3.07	19.60	2.86
		168.8	24.60	3.87	23.30	3.65	22.10	3.41	21.50	3.26	20.60	3.03	19.60	2.88
		170.0	24.60	3.87	23.30	3.65	22.10	3.41	21.50	3.26	20.60	3.03	19.60	2.88
	15	54.0	24.60	3.54	23.30	3.30	22.10	3.08	21.50	2.96	20.60	2.71	19.60	2.62
		67.5	24.60	3.52	23.30	3.28	22.10	3.06	21.50	2.94	20.60	2.71	19.60	2.60
		135.0	24.60	3.39	23.30	3.17	22.10	2.93	21.50	2.83	20.60	2.71	19.60	2.49
		168.8	24.60	3.39	23.30	3.17	22.10	2.93	21.50	2.83	20.60	2.60	19.60	2.49
		170.0	24.60	3.39	23.30	3.17	22.10	2.93	21.50	2.83	20.60	2.60	19.60	2.49
	20	54.0	24.60	3.08	23.30	2.86	22.10	2.74	21.50	2.62	20.60	2.52	19.60	2.26
		67.5	24.60	3.06	23.30	2.84	22.10	2.72	21.50	2.60	20.60	2.50	19.60	2.26
		135.0	24.60	2.93	23.30	2.71	22.10	2.60	21.50	2.49	20.60	2.37	19.60	2.26
		168.8	24.60	2.93	23.30	2.71	22.10	2.60	21.50	2.49	20.60	2.37	19.60	2.26
		170.0	24.60	2.93	23.30	2.71	22.10	2.60	21.50	2.49	20.60	2.37	19.60	2.26
	25	54.0	24.60	2.74	23.30	2.49	22.10	2.40	21.50	2.26	20.60	2.15	19.60	2.03
		67.5	24.60	2.72	23.30	2.49	22.10	2.38	21.50	2.26	20.60	2.15	19.60	2.03
		135.0	24.60	2.60	23.30	2.49	22.10	2.26	21.50	2.26	20.60	2.15	19.60	2.03
		168.8	24.60	2.60	23.30	2.49	22.10	2.26	21.50	2.26	20.60	2.15	19.60	2.03
		170.0	24.60	2.60	23.30	2.49	22.10	2.26	21.50	2.26	20.60	2.15	19.60	2.03
	30	54.0	24.60	2.52	23.30	2.28	22.10	2.18	21.50	2.03	20.60	2.06	19.60	1.94
		67.5	24.60	2.50	23.30	2.26	22.10	2.16	21.50	2.03	20.60	2.04	19.60	1.92
		135.0	24.60	2.37	23.30	2.15	22.10	2.03	21.50	2.03	20.60	1.92	19.60	1.81
		168.8	24.60	2.37	23.30	2.15	22.10	2.03	21.50	2.03	20.60	1.92	19.60	1.81
		170.0	24.60	2.37	23.30	2.15	22.10	2.03	21.50	2.03	20.60	1.92	19.60	1.81
	35	54.0	24.60	2.28	23.30	2.03	22.10	1.92	21.50	1.94	20.60	1.81	19.60	1.70
		67.5	24.60	2.26	23.30	2.03	22.10	1.92	21.50	1.92	20.60	1.81	19.60	1.70
		135.0	24.60	2.15	23.30	2.03	22.10	1.92	21.50	1.81	20.60	1.81	19.60	1.70
		168.8	24.60	2.15	23.30	2.03	22.10	1.92	21.50	1.81	20.60	1.81	19.60	1.70
		170.0	24.60	2.15	23.30	2.03	22.10	1.92	21.50	1.81	20.60	1.81	19.60	1.70
	40	54.0	24.60	2.06	23.30	1.94	22.10	1.84	21.50	1.70	20.60	1.72	19.60	1.58
		67.5	24.60	2.04	23.30	1.92	22.10	1.82	21.50	1.70	20.60	1.70	19.60	1.58
		135.0	24.60	1.92	23.30	1.81	22.10	1.70	21.50	1.70	20.60	1.58	19.60	1.58
168.8		24.60	1.92	23.30	1.81	22.10	1.70	21.50	1.70	20.60	1.58	19.60	1.58	
170.0		24.60	1.92	23.30	1.81	22.10	1.70	21.50	1.70	20.60	1.58	19.60	1.58	
45	54.0	24.60	1.84	23.30	1.87	22.10	1.75	21.50	1.45	20.60	1.63	19.60	1.47	
	67.5	24.60	1.82	23.30	1.82	22.10	1.70	21.50	1.47	20.60	1.59	19.60	1.47	
	135.0	24.60	1.70	23.30	1.58	22.10	1.47	21.50	1.58	20.60	1.36	19.60	1.47	
	168.8	24.60	1.70	23.30	1.58	22.10	1.47	21.50	1.58	20.60	1.36	19.60	1.47	

7. Capacity Tables

Combi. (%)	Inlet Water Temp. (°C)	Water Flow Rate (LPM)	Indoor Air Temp. (°C, DB)											
			16.0		18.0		20.0		21.0		22.0		24.0	
			TC	PI	TC	PI	TC	PI	TC	PI	TC	PI	TC	PI
50	45	170.0	24.60	1.70	23.30	1.58	22.10	1.47	21.50	1.58	20.60	1.36	19.60	1.47

Note

- TC: Total Capacity(kW), PI : Power Input(kW)
- Capacity tables show the average value of conditions which may occur.
- The minimum flow rate of the product is based on 50% of the rated flow rate or the value indicated in the specification table, whichever is greater.
However, when the 'Variable Water Flow Valve Control KIT' is applied, the minimum flow rate is allowed to 40% (gray colored area) of the rated flow rate.
- If the flow rate is less than minimum flow rate and the indoor unit combination ratio exceeds 130%, ask to LG Electronics even if the 'Variable Water Flow Valve Control KIT' is applied.

7. Capacity Tables

CRWM160LAS5

Combi. (%)	Inlet Water Temp. (°C)	Water Flow Rate (LPM)	Indoor Air Temp. (°C, DB)											
			16.0		18.0		20.0		21.0		22.0		24.0	
			TC	PI	TC	PI	TC	PI	TC	PI	TC	PI	TC	PI
130	-5	61.6	23.80	8.44	23.70	7.95	23.50	7.40	23.20	7.18	23.50	6.99	22.80	6.27
		77.0	24.50	8.56	24.40	8.08	24.20	7.53	23.90	7.31	24.20	7.12	23.50	6.38
		154.0	27.90	9.17	27.70	8.71	27.50	8.20	27.10	7.96	27.50	7.74	26.80	6.95
		169.4	30.80	9.76	30.60	9.31	30.40	8.84	30.00	8.60	30.40	8.35	29.60	7.49
		175.0	31.90	9.97	31.70	9.53	31.50	9.07	31.10	8.83	31.50	8.57	30.60	7.69
	0	61.6	42.60	11.54	41.60	11.20	40.70	10.84	39.80	10.53	40.00	10.24	38.20	9.17
		77.0	42.80	11.57	41.80	11.22	40.90	10.87	40.00	10.56	40.20	10.26	38.40	9.19
		154.0	43.90	11.70	42.80	11.34	41.90	10.99	41.00	10.69	41.20	10.38	39.30	9.31
		169.4	44.50	11.70	43.50	11.34	42.60	10.99	41.60	10.69	41.80	10.38	39.90	9.31
		175.0	44.70	11.70	43.80	11.34	42.90	10.99	41.80	10.69	42.00	10.38	40.10	9.31
	5	61.6	61.30	12.41	60.40	12.10	59.20	11.79	57.70	11.46	56.10	11.14	53.00	9.98
		77.0	61.50	12.46	60.50	12.15	59.20	11.84	57.70	11.51	56.10	11.19	53.00	10.02
		154.0	62.40	12.69	60.90	12.38	59.20	12.09	57.70	11.76	56.10	11.42	53.00	10.24
		169.4	62.80	12.77	61.10	12.47	59.20	12.17	57.70	11.84	56.10	11.51	53.00	10.31
		175.0	62.90	12.80	61.20	12.50	59.20	12.20	57.70	11.87	56.10	11.54	53.00	10.34
	10	61.6	61.40	11.29	60.40	10.91	59.00	10.71	57.40	10.47	55.90	10.11	52.80	9.12
		77.0	61.70	11.27	60.60	10.92	59.20	10.73	57.60	10.47	56.10	10.11	53.00	9.12
		154.0	63.20	11.19	61.80	10.96	60.20	10.81	58.60	10.45	57.00	10.08	53.90	9.09
		169.4	63.60	11.34	62.30	11.12	60.50	10.85	58.90	10.49	57.30	10.24	54.20	9.52
		175.0	63.70	11.39	62.50	11.18	60.60	10.86	59.00	10.50	57.40	10.30	54.30	9.68
	15	61.6	61.50	10.18	60.40	9.74	58.70	9.64	57.20	9.48	55.70	9.08	52.60	8.27
		77.0	61.90	10.10	60.80	9.71	59.10	9.62	57.60	9.42	56.10	9.02	53.00	8.21
		154.0	64.00	9.67	62.70	9.53	61.10	9.53	59.50	9.13	57.80	8.73	54.70	7.92
		169.4	64.40	9.91	63.30	9.76	61.80	9.53	60.20	9.13	58.60	8.98	55.40	8.73
		175.0	64.50	10.00	63.50	9.84	62.10	9.53	60.50	9.13	58.90	9.07	55.70	9.02
	20	61.6	63.90	9.34	62.70	8.90	61.00	8.71	59.30	8.43	57.60	8.24	54.20	7.99
		77.0	64.30	9.28	63.10	8.90	61.40	8.70	59.70	8.46	58.00	8.29	54.60	7.94
		154.0	66.40	9.00	65.20	8.87	63.40	8.67	61.70	8.60	60.20	8.52	56.70	7.66
		169.4	66.70	9.00	65.70	8.87	64.10	8.73	62.30	8.60	60.60	8.52	57.20	8.14
		175.0	66.80	9.00	65.90	8.87	64.40	8.75	62.50	8.60	60.70	8.52	57.40	8.31
	25	61.6	67.40	8.90	65.70	8.64	64.10	8.50	62.90	8.36	61.50	8.23	58.00	7.69
		77.0	67.40	8.87	65.70	8.63	64.10	8.47	62.90	8.33	61.50	8.20	58.00	7.66
		154.0	67.40	8.73	65.70	8.57	64.10	8.32	62.90	8.20	61.50	8.06	58.00	7.52
		169.4	67.40	8.60	65.70	8.35	64.10	8.20	62.90	8.06	61.50	7.92	58.00	7.39
		175.0	67.40	8.55	65.70	8.27	64.10	8.16	62.90	8.01	61.50	7.87	58.00	7.34
	30	61.6	67.40	8.67	65.70	8.24	64.10	8.16	62.90	7.95	61.50	7.87	58.00	7.32
		77.0	67.40	8.61	65.70	8.23	64.10	8.12	62.90	7.93	61.50	7.81	58.00	7.27
		154.0	67.40	8.32	65.70	8.17	64.10	7.92	62.90	7.80	61.50	7.52	58.00	6.99
		169.4	67.40	8.20	65.70	7.95	64.10	7.80	62.90	7.66	61.50	7.52	58.00	6.99
		175.0	67.40	8.16	65.70	7.87	64.10	7.76	62.90	7.61	61.50	7.52	58.00	6.99
	35	61.6	67.40	8.27	65.70	7.99	64.10	7.83	62.90	7.55	61.50	7.29	58.00	6.78
		77.0	67.40	8.21	65.70	7.95	64.10	7.80	62.90	7.52	61.50	7.26	58.00	6.73
		154.0	67.40	7.92	65.70	7.77	64.10	7.66	62.90	7.39	61.50	7.12	58.00	6.45
		169.4	67.40	7.92	65.70	7.68	64.10	7.52	62.90	7.25	61.50	6.99	58.00	6.45
		175.0	67.40	7.92	65.70	7.65	64.10	7.47	62.90	7.20	61.50	6.94	58.00	6.45
	40	61.6	67.40	7.99	65.70	7.73	64.10	7.58	62.90	7.32	61.50	7.06	58.00	6.38
		77.0	67.40	7.94	65.70	7.69	64.10	7.53	62.90	7.27	61.50	7.00	58.00	6.33
		154.0	67.40	7.66	65.70	7.49	64.10	7.25	62.90	6.99	61.50	6.71	58.00	6.05
169.4		67.40	7.52	65.70	7.37	64.10	7.25	62.90	6.99	61.50	6.71	58.00	6.05	
175.0		67.40	7.47	65.70	7.33	64.10	7.25	62.90	6.99	61.50	6.71	58.00	6.05	
45	61.6	67.40	7.72	65.70	7.47	64.10	7.36	62.90	7.09	61.50	6.81	58.00	5.97	
	77.0	67.40	7.67	65.70	7.43	64.10	7.28	62.90	7.01	61.50	6.73	58.00	5.92	
	154.0	67.40	7.39	65.70	7.23	64.10	6.85	62.90	6.59	61.50	6.31	58.00	5.64	
	169.4	67.40	7.12	65.70	7.05	64.10	6.99	62.90	6.71	61.50	6.45	58.00	5.64	

7. Capacity Tables

Combi. (%)	Inlet Water Temp. (°C)	Water Flow Rate (LPM)	Indoor Air Temp. (°C, DB)											
			16.0		18.0		20.0		21.0		22.0		24.0	
			TC	PI	TC	PI	TC	PI	TC	PI	TC	PI	TC	PI
130	45	175.0	67.40	7.02	65.70	6.98	64.10	7.04	62.90	6.75	61.50	6.50	58.00	5.64
120	-5	61.6	22.70	8.44	22.50	7.95	22.30	7.40	22.10	7.09	22.30	6.88	21.70	6.16
		77.0	23.30	8.56	23.10	8.08	23.00	7.53	22.70	7.22	22.90	7.01	22.30	6.27
		154.0	26.50	9.17	26.30	8.71	26.20	8.20	25.80	7.85	26.10	7.63	25.40	6.84
		169.4	29.30	9.76	29.10	9.31	28.90	8.84	28.60	8.48	28.80	8.23	28.00	7.37
		175.0	30.30	9.97	30.10	9.53	29.90	9.07	29.60	8.71	29.80	8.45	28.90	7.56
	0	61.6	40.50	11.54	39.50	11.20	38.70	10.84	37.90	10.38	37.90	10.09	36.20	9.02
		77.0	40.70	11.57	39.70	11.22	38.90	10.87	38.10	10.41	38.10	10.11	36.40	9.04
		154.0	41.70	11.70	40.70	11.34	39.90	10.99	39.00	10.53	39.00	10.23	37.30	9.16
		169.4	42.30	11.70	41.40	11.34	40.50	10.99	39.60	10.53	39.60	10.23	37.80	9.16
		175.0	42.50	11.70	41.70	11.34	40.70	10.99	39.80	10.53	39.80	10.23	38.00	9.16
	5	61.6	58.40	12.41	57.50	12.10	56.30	11.79	54.90	11.29	53.20	10.98	50.30	9.83
		77.0	58.60	12.46	57.60	12.15	56.30	11.84	54.90	11.34	53.20	11.03	50.30	9.87
		154.0	59.40	12.69	58.00	12.38	56.30	12.09	54.90	11.59	53.20	11.26	50.30	10.08
		169.4	59.80	12.77	57.70	12.47	56.30	12.17	54.90	11.67	53.20	11.34	50.30	10.14
		175.0	59.90	12.80	57.60	12.50	56.30	12.20	54.90	11.70	53.20	11.37	50.30	10.16
	10	61.6	58.60	11.15	57.50	10.84	56.10	10.62	54.70	10.30	53.00	9.96	50.10	8.95
		77.0	58.80	11.18	57.70	10.88	56.20	10.65	54.80	10.31	53.10	9.95	50.20	8.96
		154.0	60.00	11.34	58.70	11.05	56.90	10.81	55.50	10.37	53.70	9.92	50.80	9.00
		169.4	60.30	11.30	58.50	11.05	57.10	10.85	55.70	10.41	54.00	9.96	51.00	9.31
		175.0	60.40	11.29	58.40	11.05	57.20	10.86	55.80	10.42	54.10	9.97	51.10	9.42
	15	61.6	58.80	9.89	57.60	9.60	55.90	9.45	54.60	9.30	52.90	8.93	50.00	8.10
		77.0	59.10	9.91	57.90	9.62	56.20	9.46	54.90	9.27	53.10	8.88	50.20	8.07
		154.0	60.50	9.99	59.40	9.70	57.50	9.53	56.10	9.13	54.20	8.60	51.30	7.92
		169.4	60.80	9.84	59.30	9.62	58.00	9.53	56.60	9.13	54.70	8.60	51.80	8.46
		175.0	60.90	9.79	59.30	9.59	58.20	9.53	56.80	9.13	54.90	8.60	52.00	8.66
	20	61.6	60.40	8.89	59.30	8.51	57.50	8.29	55.90	8.17	54.10	8.07	51.20	7.66
		77.0	60.70	8.89	59.60	8.54	57.80	8.32	56.20	8.20	54.40	8.06	51.50	7.64
		154.0	62.40	8.89	61.00	8.67	59.10	8.46	57.70	8.32	55.80	8.03	52.70	7.52
		169.4	62.60	8.81	61.00	8.60	59.50	8.46	58.00	8.32	56.10	8.06	53.00	7.80
		175.0	62.70	8.78	61.00	8.57	59.60	8.46	58.10	8.32	56.20	8.07	53.10	7.90
	25	61.6	63.40	8.41	61.50	8.02	59.50	7.87	58.30	7.69	56.70	7.55	53.60	7.03
		77.0	63.40	8.38	61.50	8.01	59.50	7.86	58.30	7.66	56.70	7.52	53.60	7.00
		154.0	63.50	8.25	61.50	7.95	59.50	7.80	58.30	7.52	56.70	7.39	53.60	6.85
		169.4	63.70	7.95	61.50	7.74	59.50	7.66	58.30	7.52	56.70	7.25	53.60	6.85
		175.0	63.80	7.84	61.50	7.66	59.50	7.61	58.30	7.52	56.70	7.20	53.60	6.85
	30	61.6	63.70	8.04	61.50	7.65	59.50	7.43	58.30	7.15	56.70	7.06	53.60	6.48
		77.0	63.70	7.99	61.50	7.61	59.50	7.40	58.30	7.12	56.70	7.00	53.60	6.45
		154.0	63.70	7.71	61.50	7.42	59.50	7.25	58.30	6.99	56.70	6.71	53.60	6.31
		169.4	63.70	7.46	61.50	7.25	59.50	7.12	58.30	6.99	56.70	6.71	53.60	6.18
		175.0	63.70	7.37	61.50	7.19	59.50	7.07	58.30	6.99	56.70	6.71	53.60	6.13
	35	61.6	63.70	7.68	61.50	7.27	59.50	7.06	58.30	6.78	56.70	6.51	53.60	5.94
		77.0	63.70	7.59	61.50	7.21	59.50	7.00	58.30	6.73	56.70	6.46	53.60	5.91
		154.0	63.70	7.14	61.50	6.93	59.50	6.71	58.30	6.45	56.70	6.18	53.60	5.78
		169.4	63.70	7.06	61.50	6.88	59.50	6.71	58.30	6.45	56.70	6.18	53.60	5.64
		175.0	63.70	7.03	61.50	6.86	59.50	6.71	58.30	6.45	56.70	6.18	53.60	5.59
	40	61.6	63.70	7.45	61.50	6.93	59.50	6.66	58.30	6.38	56.70	6.11	53.60	5.53
		77.0	63.70	7.33	61.50	6.86	59.50	6.60	58.30	6.33	56.70	6.06	53.60	5.51
		154.0	63.70	6.74	61.50	6.53	59.50	6.31	58.30	6.05	56.70	5.78	53.60	5.38
169.4		63.70	6.66	61.50	6.45	59.50	6.31	58.30	6.05	56.70	5.78	53.60	5.24	
175.0		63.70	6.63	61.50	6.42	59.50	6.31	58.30	6.05	56.70	5.78	53.60	5.19	
45	61.6	63.70	7.22	61.50	6.60	59.50	6.25	58.30	5.97	56.70	5.71	53.60	5.13	
	77.0	63.70	7.07	61.50	6.52	59.50	6.19	58.30	5.92	56.70	5.66	53.60	5.10	
	154.0	63.70	6.34	61.50	6.13	59.50	5.91	58.30	5.64	56.70	5.38	53.60	4.97	
	169.4	63.70	6.25	61.50	6.02	59.50	5.91	58.30	5.64	56.70	5.38	53.60	4.84	

7. Capacity Tables

Combi. (%)	Inlet Water Temp. (°C)	Water Flow Rate (LPM)	Indoor Air Temp. (°C, DB)											
			16.0		18.0		20.0		21.0		22.0		24.0	
			TC	PI	TC	PI	TC	PI	TC	PI	TC	PI	TC	PI
120	45	175.0	63.70	6.22	61.50	5.98	59.50	5.91	58.30	5.64	56.70	5.38	53.60	4.79
110	-5	61.6	21.40	8.55	21.30	7.95	21.20	7.40	20.90	7.09	21.00	6.88	20.50	6.16
		77.0	22.00	8.67	21.90	8.08	21.80	7.53	21.50	7.22	21.60	7.01	21.10	6.27
		154.0	25.10	9.28	24.90	8.71	24.80	8.20	24.50	7.85	24.50	7.63	24.10	6.84
		169.4	27.70	9.88	27.50	9.31	27.40	8.84	27.10	8.48	27.10	8.23	26.50	7.37
		175.0	28.60	10.10	28.40	9.53	28.30	9.07	28.00	8.71	28.00	8.45	27.40	7.56
	0	61.6	38.30	11.70	37.50	11.20	36.70	10.84	36.00	10.38	35.70	10.09	34.30	9.02
		77.0	38.50	11.72	37.70	11.22	36.90	10.87	36.20	10.41	35.90	10.11	34.50	9.04
		154.0	39.40	11.84	38.60	11.34	37.70	10.99	37.00	10.53	36.70	10.23	35.30	9.16
		169.4	40.00	11.84	39.20	11.34	38.40	10.99	37.60	10.53	37.30	10.23	35.80	9.16
		175.0	40.20	11.84	39.40	11.34	38.70	10.99	37.80	10.53	37.50	10.23	36.00	9.16
	5	61.6	55.90	12.58	54.60	12.10	53.30	11.79	52.10	11.29	50.10	10.98	47.60	9.83
		77.0	56.10	12.63	54.70	12.15	53.30	11.84	52.10	11.34	50.10	11.03	47.60	9.87
		154.0	56.80	12.85	55.10	12.38	53.40	12.09	52.10	11.59	50.10	11.26	47.60	10.08
		169.4	57.20	12.94	55.20	12.47	53.40	12.17	52.10	11.67	50.10	11.34	47.60	10.14
		175.0	57.30	12.97	55.20	12.50	53.40	12.20	52.10	11.70	50.10	11.37	47.60	10.16
	10	61.6	56.10	11.28	54.70	10.89	53.20	10.65	52.00	10.30	50.00	9.96	47.60	8.95
		77.0	56.30	11.30	54.80	10.92	53.30	10.68	52.10	10.31	50.10	9.95	47.70	8.96
		154.0	57.20	11.38	55.40	11.05	53.60	10.81	52.40	10.37	50.40	9.92	47.90	9.00
		169.4	57.50	11.38	55.70	11.05	53.80	10.78	52.50	10.34	50.50	9.96	48.00	9.10
		175.0	57.60	11.38	55.80	11.05	53.90	10.77	52.50	10.33	50.50	9.97	48.00	9.14
	15	61.6	56.30	9.98	54.80	9.70	53.20	9.53	51.90	9.30	49.90	8.93	47.50	8.10
		77.0	56.50	9.97	55.00	9.70	53.30	9.53	52.00	9.27	50.00	8.88	47.60	8.07
		154.0	57.40	9.91	55.80	9.70	54.00	9.53	52.70	9.13	50.70	8.60	48.10	7.92
		169.4	57.80	9.84	56.10	9.62	54.20	9.41	52.90	9.00	50.90	8.60	48.40	8.06
		175.0	57.90	9.81	56.20	9.59	54.30	9.37	53.00	8.95	51.00	8.60	48.50	8.11
	20	61.6	57.30	8.61	55.70	8.41	53.90	8.20	52.50	8.06	50.60	7.83	47.90	7.32
		77.0	57.60	8.63	55.90	8.41	54.00	8.20	52.70	8.06	50.70	7.80	48.10	7.31
		154.0	58.80	8.70	56.70	8.41	54.70	8.20	53.50	8.06	51.30	7.66	48.90	7.25
		169.4	59.20	8.70	57.20	8.41	55.00	8.20	53.60	7.92	51.60	7.66	49.00	7.25
		175.0	59.30	8.70	57.40	8.41	55.10	8.20	53.60	7.87	51.70	7.66	49.00	7.25
	25	61.6	59.10	7.84	57.30	7.55	55.00	7.43	53.80	7.15	51.90	6.89	49.20	6.31
		77.0	59.20	7.83	57.30	7.52	55.00	7.40	53.80	7.12	51.90	6.86	49.20	6.31
		154.0	59.70	7.77	57.30	7.39	55.00	7.25	53.80	6.99	51.90	6.71	49.20	6.31
		169.4	60.00	7.77	57.30	7.42	55.00	7.12	53.80	6.99	51.90	6.59	49.20	6.18
		175.0	60.10	7.77	57.30	7.43	55.00	7.07	53.80	6.99	51.90	6.55	49.20	6.13
	30	61.6	60.00	7.15	57.30	6.89	55.00	6.62	53.80	6.48	51.90	6.08	49.20	5.68
		77.0	60.00	7.12	57.30	6.86	55.00	6.59	53.80	6.45	51.90	6.05	49.20	5.65
		154.0	60.00	6.99	57.30	6.71	55.00	6.45	53.80	6.31	51.90	5.91	49.20	5.50
		169.4	60.00	6.93	57.30	6.59	55.00	6.31	53.80	6.18	51.90	5.91	49.20	5.50
		175.0	60.00	6.91	57.30	6.55	55.00	6.26	53.80	6.13	51.90	5.91	49.20	5.50
	35	61.6	60.00	6.78	57.30	6.34	55.00	6.08	53.80	5.82	51.90	5.53	49.20	5.13
		77.0	60.00	6.73	57.30	6.31	55.00	6.05	53.80	5.79	51.90	5.51	49.20	5.10
		154.0	60.00	6.45	57.30	6.18	55.00	5.91	53.80	5.64	51.90	5.38	49.20	4.97
		169.4	60.00	6.28	57.30	6.05	55.00	5.78	53.80	5.64	51.90	5.38	49.20	4.97
		175.0	60.00	6.22	57.30	6.00	55.00	5.73	53.80	5.64	51.90	5.38	49.20	4.97
	40	61.6	60.00	6.38	57.30	6.11	55.00	5.71	53.80	5.41	51.90	5.13	49.20	4.73
		77.0	60.00	6.33	57.30	6.06	55.00	5.66	53.80	5.38	51.90	5.10	49.20	4.70
		154.0	60.00	6.05	57.30	5.78	55.00	5.38	53.80	5.24	51.90	4.97	49.20	4.57
169.4		60.00	5.96	57.30	5.64	55.00	5.38	53.80	5.10	51.90	4.84	49.20	4.43	
175.0		60.00	5.93	57.30	5.59	55.00	5.38	53.80	5.05	51.90	4.79	49.20	4.38	
45	61.6	60.00	5.97	57.30	5.88	55.00	5.34	53.80	5.01	51.90	4.73	49.20	4.33	
	77.0	60.00	5.92	57.30	5.80	55.00	5.26	53.80	4.98	51.90	4.70	49.20	4.30	
	154.0	60.00	5.64	57.30	5.38	55.00	4.84	53.80	4.84	51.90	4.57	49.20	4.17	
	169.4	60.00	5.64	57.30	5.24	55.00	4.97	53.80	4.57	51.90	4.29	49.20	3.89	

7. Capacity Tables

Combi. (%)	Inlet Water Temp. (°C)	Water Flow Rate (LPM)	Indoor Air Temp. (°C, DB)											
			16.0		18.0		20.0		21.0		22.0		24.0	
			TC	PI	TC	PI	TC	PI	TC	PI	TC	PI	TC	PI
110	45	175.0	60.00	5.64	57.30	5.19	55.00	5.02	53.80	4.47	51.90	4.19	49.20	3.79
100	-5	61.6	20.30	8.55	20.10	8.06	20.00	7.40	19.90	7.09	19.70	6.77	19.30	6.16
		77.0	20.90	8.67	20.70	8.19	20.60	7.53	20.50	7.22	20.30	6.90	19.90	6.27
		154.0	23.70	9.28	23.60	8.82	23.40	8.20	23.20	7.85	23.00	7.52	22.60	6.84
		169.4	26.20	9.88	26.00	9.44	25.90	8.84	25.60	8.48	25.50	8.10	25.00	7.37
		175.0	27.10	10.10	26.90	9.67	26.80	9.07	26.50	8.71	26.40	8.31	25.90	7.56
	0	61.6	36.20	11.70	35.40	11.35	34.70	10.84	34.10	10.38	33.50	9.94	32.30	9.02
		77.0	36.40	11.72	35.60	11.37	34.90	10.87	34.30	10.41	33.70	9.96	32.50	9.04
		154.0	37.30	11.84	36.50	11.49	35.70	10.99	35.10	10.53	34.50	10.08	33.20	9.16
		169.4	37.80	11.84	37.00	11.49	36.20	10.99	35.60	10.53	35.00	10.08	33.80	9.16
		175.0	38.00	11.84	37.20	11.49	36.40	10.99	35.80	10.53	35.20	10.08	34.00	9.16
	5	61.6	53.40	12.58	51.70	12.27	50.30	11.79	49.30	11.29	47.00	10.81	44.80	9.83
		77.0	53.60	12.63	51.80	12.32	50.30	11.84	49.30	11.34	47.00	10.86	44.80	9.87
		154.0	54.40	12.85	52.10	12.55	50.40	12.09	49.30	11.59	47.00	11.09	44.80	10.08
		169.4	54.70	12.94	52.30	12.63	50.40	12.17	49.30	11.67	47.00	11.16	44.80	10.14
		175.0	54.80	12.97	52.40	12.66	50.40	12.20	49.30	11.70	47.00	11.19	44.80	10.16
	10	61.6	53.70	11.25	51.80	11.00	50.40	10.65	49.30	10.30	47.00	9.79	44.80	8.95
		77.0	53.80	11.29	51.90	11.03	50.40	10.68	49.30	10.31	47.00	9.80	44.80	8.96
		154.0	54.40	11.51	52.20	11.17	50.40	10.81	49.30	10.37	47.00	9.84	44.80	9.00
		169.4	54.80	11.46	52.40	11.17	50.40	10.78	49.30	10.34	47.00	9.81	44.80	8.96
		175.0	54.90	11.44	52.50	11.17	50.40	10.77	49.30	10.33	47.00	9.80	44.80	8.95
	15	61.6	54.00	9.91	52.10	9.75	50.40	9.53	49.30	9.30	47.00	8.76	44.80	8.10
		77.0	54.10	9.95	52.10	9.76	50.40	9.53	49.30	9.27	47.00	8.73	44.80	8.07
		154.0	54.40	10.16	52.20	9.78	50.40	9.53	49.30	9.13	47.00	8.60	44.80	7.92
		169.4	54.90	9.99	52.50	9.70	50.40	9.41	49.30	9.00	47.00	8.46	44.80	7.80
		175.0	55.10	9.93	52.60	9.67	50.40	9.37	49.30	8.95	47.00	8.41	44.80	7.76
	20	61.6	54.30	8.48	52.30	8.26	50.40	8.06	49.30	7.95	47.00	7.43	44.80	7.06
		77.0	54.50	8.51	52.30	8.27	50.40	8.06	49.30	7.93	47.00	7.40	44.80	7.00
		154.0	55.30	8.67	52.50	8.30	50.40	8.06	49.30	7.80	47.00	7.25	44.80	6.71
		169.4	55.70	8.52	53.00	8.23	50.40	7.92	49.30	7.66	47.00	7.12	44.80	6.59
		175.0	55.80	8.47	53.20	8.20	50.40	7.87	49.30	7.61	47.00	7.07	44.80	6.55
	25	61.6	55.00	7.41	53.20	7.18	50.40	6.89	49.30	6.62	47.00	6.22	44.80	5.64
		77.0	55.20	7.42	53.20	7.15	50.40	6.86	49.30	6.59	47.00	6.19	44.80	5.64
		154.0	56.00	7.45	53.20	6.99	50.40	6.71	49.30	6.45	47.00	6.05	44.80	5.64
		169.4	56.30	7.28	53.20	6.93	50.40	6.59	49.30	6.31	47.00	6.05	44.80	5.50
		175.0	56.40	7.22	53.20	6.91	50.40	6.55	49.30	6.26	47.00	6.05	44.80	5.45
	30	61.6	56.30	6.74	53.20	6.22	50.40	5.80	49.30	5.68	47.00	5.24	44.80	5.01
		77.0	56.30	6.72	53.20	6.19	50.40	5.79	49.30	5.65	47.00	5.24	44.80	4.98
		154.0	56.30	6.59	53.20	6.05	50.40	5.73	49.30	5.50	47.00	5.24	44.80	4.84
		169.4	56.30	6.45	53.20	6.05	50.40	5.64	49.30	5.50	47.00	5.10	44.80	4.84
		175.0	56.30	6.40	53.20	6.05	50.40	5.61	49.30	5.50	47.00	5.05	44.80	4.84
	35	61.6	56.30	6.25	53.20	5.71	50.40	5.11	49.30	5.01	47.00	4.73	44.80	4.33
		77.0	56.30	6.19	53.20	5.66	50.40	5.10	49.30	4.98	47.00	4.70	44.80	4.30
		154.0	56.30	5.91	53.20	5.38	50.40	5.04	49.30	4.84	47.00	4.57	44.80	4.17
		169.4	56.30	5.91	53.20	5.38	50.40	4.97	49.30	4.84	47.00	4.57	44.80	4.17
		175.0	56.30	5.91	53.20	5.38	50.40	4.94	49.30	4.84	47.00	4.57	44.80	4.17
	40	61.6	56.30	5.85	53.20	5.31	50.40	4.59	49.30	4.47	47.00	4.20	44.80	3.92
		77.0	56.30	5.79	53.20	5.25	50.40	4.58	49.30	4.44	47.00	4.17	44.80	3.90
		154.0	56.30	5.50	53.20	4.97	50.40	4.52	49.30	4.29	47.00	4.03	44.80	3.77
169.4		56.30	5.38	53.20	4.97	50.40	4.43	49.30	4.29	47.00	4.03	44.80	3.77	
175.0		56.30	5.34	53.20	4.97	50.40	4.40	49.30	4.29	47.00	4.03	44.80	3.77	
45	61.6	56.30	5.45	53.20	4.90	50.40	4.04	49.30	3.92	47.00	3.66	44.80	3.52	
	77.0	56.30	5.39	53.20	4.85	50.40	4.03	49.30	3.90	47.00	3.63	44.80	3.49	
	154.0	56.30	5.10	53.20	4.57	50.40	3.97	49.30	3.77	47.00	3.49	44.80	3.36	
	169.4	56.30	4.84	53.20	4.57	50.40	3.89	49.30	3.77	47.00	3.49	44.80	3.36	

7. Capacity Tables

Combi. (%)	Inlet Water Temp. (°C)	Water Flow Rate (LPM)	Indoor Air Temp. (°C, DB)											
			16.0		18.0		20.0		21.0		22.0		24.0	
			TC	PI	TC	PI	TC	PI	TC	PI	TC	PI	TC	PI
100	45	175.0	56.30	4.75	53.20	4.57	50.40	3.86	49.30	3.77	47.00	3.49	44.80	3.36
90	-5	61.6	19.10	7.94	18.50	7.23	18.00	6.35	17.90	6.05	17.70	5.83	17.40	5.23
		77.0	19.70	8.05	19.00	7.34	18.50	6.47	18.40	6.16	18.20	5.94	17.90	5.33
		154.0	22.40	8.62	21.70	7.91	21.10	7.05	20.90	6.71	20.80	6.48	20.30	5.81
		169.4	24.80	9.16	24.00	8.46	23.30	7.60	23.10	7.24	22.90	6.98	22.50	6.27
		175.0	25.70	9.36	24.80	8.66	24.10	7.80	23.90	7.43	23.70	7.16	23.30	6.44
	0	61.6	34.20	10.81	32.60	10.14	31.10	9.31	30.70	8.88	30.20	8.55	29.00	7.68
		77.0	34.40	10.83	32.80	10.16	31.30	9.33	30.90	8.90	30.30	8.57	29.20	7.70
		154.0	35.20	10.95	33.60	10.28	32.10	9.44	31.60	9.00	31.00	8.67	29.90	7.78
		169.4	35.70	10.95	34.10	10.28	32.60	9.44	32.00	9.00	31.60	8.67	30.40	7.78
		175.0	35.90	10.95	34.30	10.28	32.80	9.44	32.10	9.00	31.80	8.67	30.60	7.78
	5	61.6	48.30	11.61	46.80	10.95	45.30	10.14	44.40	9.66	42.40	9.30	40.40	8.35
		77.0	48.40	11.65	46.80	10.99	45.30	10.18	44.40	9.70	42.40	9.34	40.40	8.39
		154.0	48.60	11.87	46.60	11.21	45.30	10.38	44.40	9.91	42.40	9.55	40.40	8.56
		169.4	48.90	11.94	46.70	11.28	45.30	10.46	44.40	9.98	42.40	9.62	40.40	8.63
		175.0	49.00	11.97	46.70	11.31	45.30	10.49	44.40	10.01	42.40	9.65	40.40	8.66
	10	61.6	48.60	10.25	46.90	9.74	45.30	9.18	44.40	8.80	42.40	8.44	40.40	7.61
		77.0	48.60	10.26	46.90	9.75	45.30	9.19	44.40	8.81	42.40	8.44	40.40	7.62
		154.0	48.50	10.28	46.60	9.80	45.30	9.23	44.40	8.85	42.40	8.41	40.40	7.64
		169.4	48.80	10.26	46.80	9.77	45.30	9.20	44.40	8.82	42.40	8.44	40.40	7.67
		175.0	48.90	10.25	46.90	9.76	45.30	9.19	44.40	8.81	42.40	8.45	40.40	7.68
	15	61.6	48.80	8.87	47.10	8.55	45.30	8.23	44.40	7.95	42.40	7.58	40.40	6.89
		77.0	48.70	8.84	47.00	8.52	45.30	8.20	44.40	7.93	42.40	7.53	40.40	6.86
		154.0	48.40	8.70	46.70	8.38	45.30	8.06	44.40	7.80	42.40	7.25	40.40	6.71
		169.4	48.80	8.57	46.80	8.25	45.30	7.92	44.40	7.66	42.40	7.25	40.40	6.71
		175.0	48.90	8.52	46.80	8.20	45.30	7.87	44.40	7.61	42.40	7.25	40.40	6.71
	20	61.6	49.10	7.49	47.30	7.28	45.30	7.03	44.40	6.74	42.40	6.51	40.40	6.11
		77.0	49.10	7.49	47.20	7.26	45.30	7.00	44.40	6.72	42.40	6.46	40.40	6.06
		154.0	48.90	7.49	46.80	7.17	45.30	6.85	44.40	6.59	42.40	6.18	40.40	5.78
		169.4	49.00	7.37	47.00	7.12	45.30	6.85	44.40	6.59	42.40	6.18	40.40	5.78
		175.0	49.00	7.33	47.10	7.10	45.30	6.85	44.40	6.59	42.40	6.18	40.40	5.78
	25	61.6	50.00	6.55	47.90	6.20	45.30	5.94	44.40	5.64	42.40	5.41	40.40	5.01
		77.0	50.10	6.54	47.90	6.19	45.30	5.91	44.40	5.64	42.40	5.38	40.40	4.98
		154.0	50.50	6.48	47.90	6.13	45.30	5.78	44.40	5.64	42.40	5.24	40.40	4.84
		169.4	50.70	6.31	47.90	5.99	45.30	5.78	44.40	5.50	42.40	5.24	40.40	4.84
		175.0	50.80	6.25	47.90	5.94	45.30	5.78	44.40	5.45	42.40	5.24	40.40	4.84
	30	61.6	50.70	5.94	47.90	5.53	45.30	5.13	44.40	5.01	42.40	4.73	40.40	4.29
		77.0	50.70	5.91	47.90	5.51	45.30	5.10	44.40	4.98	42.40	4.70	40.40	4.29
		154.0	50.70	5.78	47.90	5.38	45.30	4.97	44.40	4.84	42.40	4.57	40.40	4.29
		169.4	50.70	5.64	47.90	5.24	45.30	4.97	44.40	4.84	42.40	4.57	40.40	4.17
		175.0	50.70	5.59	47.90	5.19	45.30	4.97	44.40	4.84	42.40	4.57	40.40	4.13
	35	61.6	50.70	5.41	47.90	5.01	45.30	4.61	44.40	4.47	42.40	4.20	40.40	3.92
		77.0	50.70	5.38	47.90	4.98	45.30	4.58	44.40	4.44	42.40	4.17	40.40	3.90
		154.0	50.70	5.24	47.90	4.84	45.30	4.43	44.40	4.29	42.40	4.03	40.40	3.77
		169.4	50.70	5.10	47.90	4.70	45.30	4.29	44.40	4.17	42.40	4.03	40.40	3.77
		175.0	50.70	5.05	47.90	4.65	45.30	4.24	44.40	4.13	42.40	4.03	40.40	3.77
	40	61.6	50.70	5.05	47.90	4.61	45.30	4.07	44.40	3.92	42.40	3.80	40.40	3.52
		77.0	50.70	4.99	47.90	4.58	45.30	4.04	44.40	3.90	42.40	3.77	40.40	3.49
		154.0	50.70	4.70	47.90	4.43	45.30	3.89	44.40	3.77	42.40	3.63	40.40	3.36
169.4		50.70	4.70	47.90	4.43	45.30	3.89	44.40	3.77	42.40	3.63	40.40	3.36	
175.0		50.70	4.70	47.90	4.43	45.30	3.89	44.40	3.77	42.40	3.63	40.40	3.36	
45	61.6	50.70	4.67	47.90	4.20	45.30	3.52	44.40	3.40	42.40	3.40	40.40	3.12	
	77.0	50.70	4.59	47.90	4.17	45.30	3.49	44.40	3.37	42.40	3.37	40.40	3.09	
	154.0	50.70	4.17	47.90	4.03	45.30	3.36	44.40	3.22	42.40	3.22	40.40	2.96	
	169.4	50.70	4.29	47.90	4.17	45.30	3.49	44.40	3.36	42.40	3.22	40.40	2.96	

7. Capacity Tables

Combi. (%)	Inlet Water Temp. (°C)	Water Flow Rate (LPM)	Indoor Air Temp. (°C, DB)											
			16.0		18.0		20.0		21.0		22.0		24.0	
			TC	PI	TC	PI	TC	PI	TC	PI	TC	PI	TC	PI
90	45	175.0	50.70	4.33	47.90	4.22	45.30	3.54	44.40	3.41	42.40	3.22	40.40	2.96
80	-5	61.6	18.10	5.65	17.00	5.44	16.10	5.21	15.90	5.03	15.80	4.80	15.50	4.42
		77.0	18.60	5.76	17.50	5.54	16.60	5.30	16.40	5.12	16.30	4.89	15.90	4.50
		154.0	21.10	6.28	19.80	6.03	18.80	5.77	18.60	5.57	18.50	5.32	18.10	4.89
		169.4	23.40	6.77	21.90	6.50	20.70	6.23	20.50	6.02	20.40	5.74	20.00	5.28
		175.0	24.20	6.95	22.70	6.67	21.40	6.40	21.20	6.18	21.10	5.89	20.70	5.42
	0	61.6	32.30	8.30	29.80	7.97	27.70	7.64	27.20	7.37	26.80	7.02	25.80	6.47
		77.0	32.50	8.32	30.00	7.99	27.90	7.66	27.30	7.39	27.00	7.04	25.90	6.49
		154.0	33.30	8.42	30.70	8.09	28.60	7.74	28.00	7.48	27.70	7.13	26.60	6.56
		169.4	33.80	8.42	31.10	8.09	29.00	7.74	28.50	7.48	28.10	7.13	27.00	6.56
		175.0	34.00	8.42	31.20	8.09	29.10	7.74	28.70	7.48	28.20	7.13	27.10	6.56
	5	61.6	44.70	9.03	42.20	8.68	40.30	8.29	39.40	8.02	37.70	7.65	35.90	7.03
		77.0	44.80	9.07	42.30	8.72	40.30	8.33	39.40	8.06	37.70	7.68	35.90	7.06
		154.0	45.10	9.27	42.60	8.89	40.40	8.52	39.40	8.23	37.70	7.84	35.90	7.23
		169.4	45.10	9.32	42.50	8.96	40.40	8.57	39.40	8.28	37.70	7.89	35.90	7.27
		175.0	45.10	9.34	42.50	8.99	40.40	8.59	39.40	8.30	37.70	7.91	35.90	7.28
	10	61.6	44.90	8.31	42.30	7.93	40.30	7.53	39.40	7.32	37.70	6.93	35.90	6.42
		77.0	44.90	8.30	42.40	7.92	40.30	7.53	39.40	7.32	37.70	6.93	35.90	6.42
		154.0	45.10	8.25	42.60	7.88	40.40	7.55	39.40	7.34	37.70	6.95	35.90	6.43
		169.4	45.10	8.23	42.50	7.91	40.40	7.57	39.40	7.30	37.70	6.91	35.90	6.39
		175.0	45.10	8.22	42.50	7.92	40.40	7.58	39.40	7.29	37.70	6.90	35.90	6.38
	15	61.6	45.10	7.58	42.50	7.18	40.40	6.74	39.40	6.62	37.70	6.22	35.90	5.82
		77.0	45.10	7.53	42.50	7.13	40.40	6.72	39.40	6.59	37.70	6.19	35.90	5.79
		154.0	45.10	7.25	42.50	6.85	40.40	6.59	39.40	6.45	37.70	6.05	35.90	5.64
		169.4	45.10	7.12	42.50	6.85	40.40	6.59	39.40	6.31	37.70	5.91	35.90	5.50
		175.0	45.10	7.07	42.50	6.85	40.40	6.59	39.40	6.26	37.70	5.86	35.90	5.45
	20	61.6	45.10	6.34	42.50	6.08	40.40	5.78	39.40	5.68	37.70	5.41	35.90	5.01
		77.0	45.10	6.31	42.50	6.05	40.40	5.78	39.40	5.65	37.70	5.38	35.90	4.98
		154.0	45.10	6.18	42.50	5.91	40.40	5.78	39.40	5.50	37.70	5.24	35.90	4.84
		169.4	45.10	6.05	42.50	5.78	40.40	5.64	39.40	5.50	37.70	5.10	35.90	4.84
		175.0	45.10	6.00	42.50	5.73	40.40	5.59	39.40	5.50	37.70	5.05	35.90	4.84
	25	61.6	45.10	5.68	42.50	5.27	40.40	4.97	39.40	4.87	37.70	4.61	35.90	4.33
		77.0	45.10	5.65	42.50	5.24	40.40	4.97	39.40	4.84	37.70	4.58	35.90	4.30
		154.0	45.10	5.50	42.50	5.10	40.40	4.97	39.40	4.70	37.70	4.43	35.90	4.17
		169.4	45.10	5.38	42.50	5.10	40.40	4.84	39.40	4.70	37.70	4.43	35.90	4.17
		175.0	45.10	5.34	42.50	5.10	40.40	4.79	39.40	4.70	37.70	4.43	35.90	4.17
	30	61.6	45.10	5.01	42.50	4.73	40.40	4.47	39.40	4.33	37.70	4.07	35.90	3.80
		77.0	45.10	4.98	42.50	4.70	40.40	4.44	39.40	4.30	37.70	4.04	35.90	3.77
		154.0	45.10	4.84	42.50	4.57	40.40	4.29	39.40	4.17	37.70	3.89	35.90	3.63
		169.4	45.10	4.84	42.50	4.57	40.40	4.29	39.40	4.17	37.70	3.89	35.90	3.63
		175.0	45.10	4.84	42.50	4.57	40.40	4.29	39.40	4.17	37.70	3.89	35.90	3.63
	35	61.6	45.10	4.61	42.50	4.33	40.40	3.92	39.40	3.77	37.70	3.66	35.90	3.36
		77.0	45.10	4.58	42.50	4.30	40.40	3.90	39.40	3.77	37.70	3.63	35.90	3.36
		154.0	45.10	4.43	42.50	4.17	40.40	3.77	39.40	3.77	37.70	3.49	35.90	3.36
		169.4	45.10	4.43	42.50	4.03	40.40	3.77	39.40	3.63	37.70	3.49	35.90	3.22
		175.0	45.10	4.43	42.50	3.98	40.40	3.77	39.40	3.58	37.70	3.49	35.90	3.17
	40	61.6	45.10	4.36	42.50	3.92	40.40	3.49	39.40	3.52	37.70	3.22	35.90	3.12
		77.0	45.10	4.31	42.50	3.90	40.40	3.49	39.40	3.49	37.70	3.22	35.90	3.09
		154.0	45.10	4.03	42.50	3.77	40.40	3.49	39.40	3.36	37.70	3.22	35.90	2.96
169.4		45.10	4.03	42.50	3.77	40.40	3.36	39.40	3.36	37.70	3.22	35.90	2.96	
175.0		45.10	4.03	42.50	3.77	40.40	3.31	39.40	3.36	37.70	3.22	35.90	2.96	
45	61.6	45.10	4.13	42.50	3.52	40.40	3.05	39.40	3.29	37.70	2.79	35.90	2.89	
	77.0	45.10	4.05	42.50	3.49	40.40	3.08	39.40	3.24	37.70	2.82	35.90	2.84	
	154.0	45.10	3.63	42.50	3.36	40.40	3.22	39.40	2.96	37.70	2.96	35.90	2.56	
	169.4	45.10	3.63	42.50	3.49	40.40	2.96	39.40	3.09	37.70	2.96	35.90	2.68	

7. Capacity Tables

Combi. (%)	Inlet Water Temp. (°C)	Water Flow Rate (LPM)	Indoor Air Temp. (°C, DB)											
			16.0		18.0		20.0		21.0		22.0		24.0	
			TC	PI	TC	PI	TC	PI	TC	PI	TC	PI	TC	PI
80	45	175.0	45.10	3.63	42.50	3.54	40.40	2.87	39.40	3.14	37.70	2.96	35.90	2.72
70	-5	61.6	15.80	4.86	14.80	4.62	14.00	4.47	13.90	4.22	13.80	4.07	13.60	3.70
		77.0	16.30	4.95	15.20	4.71	14.40	4.55	14.30	4.30	14.20	4.14	14.00	3.77
		154.0	18.50	5.38	17.30	5.13	16.40	4.96	16.20	4.67	16.10	4.50	15.80	4.10
		169.4	20.40	5.81	19.20	5.53	18.10	5.35	18.00	5.03	17.80	4.86	17.50	4.42
		175.0	21.10	5.97	19.90	5.68	18.70	5.49	18.70	5.16	18.40	4.99	18.10	4.54
	0	61.6	28.20	7.11	26.10	6.78	24.20	6.55	23.80	6.17	23.40	5.96	22.60	5.42
		77.0	28.40	7.13	26.20	6.79	24.30	6.57	23.90	6.18	23.50	5.98	22.70	5.43
		154.0	29.10	7.21	26.90	6.86	24.90	6.66	24.50	6.25	24.10	6.05	23.30	5.49
		169.4	29.50	7.21	27.30	6.86	25.30	6.66	24.90	6.25	24.50	6.05	23.60	5.49
		175.0	29.60	7.21	27.40	6.86	25.40	6.66	25.00	6.25	24.60	6.05	23.70	5.49
	5	61.6	39.00	7.74	37.00	7.37	35.20	7.13	34.50	6.72	32.90	6.48	31.40	5.89
		77.0	39.10	7.77	37.10	7.40	35.20	7.16	34.50	6.75	32.90	6.51	31.40	5.92
		154.0	39.40	7.93	37.30	7.56	35.30	7.32	34.50	6.88	32.90	6.66	31.40	6.05
		169.4	39.40	7.99	37.30	7.62	35.30	7.38	34.50	6.93	32.90	6.70	31.40	6.09
		175.0	39.40	8.01	37.30	7.64	35.30	7.40	34.50	6.95	32.90	6.71	31.40	6.10
	10	61.6	39.20	7.13	37.10	6.74	35.30	6.49	34.50	6.13	32.90	5.88	31.40	5.38
		77.0	39.20	7.12	37.10	6.73	35.30	6.48	34.50	6.13	32.90	5.88	31.40	5.38
		154.0	39.40	7.06	37.30	6.67	35.30	6.42	34.50	6.13	32.90	5.88	31.40	5.38
		169.4	39.40	7.09	37.30	6.70	35.30	6.45	34.50	6.16	32.90	5.84	31.40	5.39
		175.0	39.40	7.10	37.30	6.71	35.30	6.46	34.50	6.17	32.90	5.83	31.40	5.39
	15	61.6	39.40	6.51	37.30	6.11	35.30	5.85	34.50	5.53	32.90	5.27	31.40	4.87
		77.0	39.40	6.46	37.30	6.06	35.30	5.79	34.50	5.51	32.90	5.24	31.40	4.84
		154.0	39.40	6.18	37.30	5.78	35.30	5.50	34.50	5.38	32.90	5.10	31.40	4.70
		169.4	39.40	6.18	37.30	5.78	35.30	5.50	34.50	5.38	32.90	4.97	31.40	4.70
		175.0	39.40	6.18	37.30	5.78	35.30	5.50	34.50	5.38	32.90	4.92	31.40	4.70
	20	61.6	39.40	5.41	37.30	5.13	35.30	5.01	34.50	4.87	32.90	4.61	31.40	4.33
		77.0	39.40	5.38	37.30	5.10	35.30	4.98	34.50	4.84	32.90	4.58	31.40	4.30
		154.0	39.40	5.24	37.30	4.97	35.30	4.84	34.50	4.70	32.90	4.43	31.40	4.17
		169.4	39.40	5.24	37.30	4.97	35.30	4.84	34.50	4.57	32.90	4.43	31.40	4.03
		175.0	39.40	5.24	37.30	4.97	35.30	4.84	34.50	4.52	32.90	4.43	31.40	3.98
	25	61.6	39.40	4.87	37.30	4.61	35.30	4.33	34.50	4.20	32.90	3.89	31.40	3.63
		77.0	39.40	4.84	37.30	4.58	35.30	4.30	34.50	4.17	32.90	3.89	31.40	3.63
		154.0	39.40	4.70	37.30	4.43	35.30	4.17	34.50	4.03	32.90	3.89	31.40	3.63
		169.4	39.40	4.57	37.30	4.29	35.30	4.17	34.50	4.03	32.90	3.77	31.40	3.63
		175.0	39.40	4.52	37.30	4.24	35.30	4.17	34.50	4.03	32.90	3.73	31.40	3.63
	30	61.6	39.40	4.33	37.30	4.07	35.30	3.80	34.50	3.63	32.90	3.52	31.40	3.22
		77.0	39.40	4.30	37.30	4.04	35.30	3.77	34.50	3.63	32.90	3.49	31.40	3.22
		154.0	39.40	4.17	37.30	3.89	35.30	3.63	34.50	3.63	32.90	3.36	31.40	3.22
		169.4	39.40	4.17	37.30	3.89	35.30	3.63	34.50	3.49	32.90	3.36	31.40	3.22
		175.0	39.40	4.17	37.30	3.89	35.30	3.63	34.50	3.44	32.90	3.36	31.40	3.22
	35	61.6	39.40	3.92	37.30	3.66	35.30	3.36	34.50	3.40	32.90	3.09	31.40	3.00
		77.0	39.40	3.90	37.30	3.63	35.30	3.36	34.50	3.37	32.90	3.09	31.40	2.97
		154.0	39.40	3.77	37.30	3.49	35.30	3.36	34.50	3.22	32.90	3.09	31.40	2.82
		169.4	39.40	3.77	37.30	3.49	35.30	3.22	34.50	3.22	32.90	3.09	31.40	2.82
		175.0	39.40	3.77	37.30	3.49	35.30	3.17	34.50	3.22	32.90	3.09	31.40	2.82
	40	61.6	39.40	3.66	37.30	3.40	35.30	3.12	34.50	2.96	32.90	2.82	31.40	2.71
		77.0	39.40	3.63	37.30	3.37	35.30	3.09	34.50	2.96	32.90	2.82	31.40	2.69
		154.0	39.40	3.49	37.30	3.22	35.30	2.96	34.50	2.96	32.90	2.82	31.40	2.56
169.4		39.40	3.49	37.30	3.22	35.30	2.96	34.50	2.82	32.90	2.68	31.40	2.56	
175.0		39.40	3.49	37.30	3.22	35.30	2.96	34.50	2.77	32.90	2.63	31.40	2.56	
45	61.6	39.40	3.40	37.30	3.12	35.30	2.89	34.50	2.53	32.90	2.56	31.40	2.45	
	77.0	39.40	3.37	37.30	3.09	35.30	2.84	34.50	2.56	32.90	2.56	31.40	2.42	
	154.0	39.40	3.22	37.30	2.96	35.30	2.56	34.50	2.68	32.90	2.56	31.40	2.28	
	169.4	39.40	3.22	37.30	2.96	35.30	2.68	34.50	2.42	32.90	2.28	31.40	2.28	

7. Capacity Tables

Combi. (%)	Inlet Water Temp. (°C)	Water Flow Rate (LPM)	Indoor Air Temp. (°C, DB)											
			16.0		18.0		20.0		21.0		22.0		24.0	
			TC	PI	TC	PI	TC	PI	TC	PI	TC	PI	TC	PI
70	45	175.0	39.40	3.22	37.30	2.96	35.30	2.72	34.50	2.33	32.90	2.18	31.40	2.28
60	-5	61.6	13.50	3.94	12.70	3.79	12.00	3.64	11.90	3.39	11.80	3.33	11.60	2.98
		77.0	13.90	4.01	13.10	3.86	12.40	3.71	12.20	3.45	12.20	3.39	11.90	3.04
		154.0	15.90	4.38	14.90	4.21	14.10	4.04	13.90	3.75	13.90	3.70	13.60	3.31
		169.4	17.50	4.71	16.40	4.54	15.60	4.36	15.40	4.06	15.30	3.99	15.00	3.56
		175.0	18.10	4.83	16.90	4.66	16.10	4.48	15.90	4.17	15.80	4.10	15.50	3.65
	0	61.6	24.20	5.78	22.30	5.57	20.80	5.33	20.40	4.96	20.10	4.89	19.40	4.37
		77.0	24.30	5.79	22.40	5.58	20.90	5.35	20.50	4.97	20.20	4.90	19.50	4.38
		154.0	24.90	5.86	23.00	5.64	21.50	5.42	21.00	5.03	20.70	4.96	19.90	4.42
		169.4	25.30	5.86	23.30	5.64	21.80	5.42	21.30	5.03	21.10	4.96	20.30	4.42
		175.0	25.40	5.86	23.40	5.64	21.90	5.42	21.40	5.03	21.20	4.96	20.40	4.42
	5	61.6	33.50	6.29	31.60	6.06	30.30	5.80	29.50	5.41	28.30	5.32	26.90	4.74
		77.0	33.60	6.32	31.70	6.09	30.30	5.83	29.50	5.43	28.30	5.34	26.90	4.76
		154.0	33.90	6.45	31.90	6.21	30.30	5.96	29.50	5.54	28.30	5.46	26.90	4.86
		169.4	33.90	6.50	31.80	6.25	30.30	6.00	29.50	5.59	28.30	5.49	26.90	4.91
		175.0	33.90	6.52	31.80	6.26	30.30	6.01	29.50	5.61	28.30	5.50	26.90	4.93
	10	61.6	33.70	5.78	31.70	5.53	30.30	5.27	29.50	4.92	28.30	4.83	26.90	4.33
		77.0	33.70	5.78	31.70	5.53	30.30	5.27	29.50	4.93	28.30	4.83	26.90	4.34
		154.0	33.90	5.78	31.90	5.53	30.30	5.27	29.50	4.99	28.30	4.81	26.90	4.38
		169.4	33.90	5.79	31.80	5.48	30.30	5.21	29.50	4.93	28.30	4.77	26.90	4.34
		175.0	33.90	5.79	31.80	5.46	30.30	5.19	29.50	4.91	28.30	4.76	26.90	4.33
	15	61.6	33.90	5.27	31.80	5.01	30.30	4.73	29.50	4.43	28.30	4.33	26.90	3.89
		77.0	33.90	5.24	31.80	4.98	30.30	4.70	29.50	4.43	28.30	4.30	26.90	3.89
		154.0	33.90	5.10	31.80	4.84	30.30	4.57	29.50	4.43	28.30	4.17	26.90	3.89
		169.4	33.90	5.10	31.80	4.70	30.30	4.43	29.50	4.29	28.30	4.03	26.90	3.77
		175.0	33.90	5.10	31.80	4.65	30.30	4.38	29.50	4.24	28.30	3.98	26.90	3.73
	20	61.6	33.90	4.61	31.80	4.33	30.30	4.07	29.50	3.92	28.30	3.80	26.90	3.52
		77.0	33.90	4.58	31.80	4.30	30.30	4.04	29.50	3.90	28.30	3.77	26.90	3.49
		154.0	33.90	4.43	31.80	4.17	30.30	3.89	29.50	3.77	28.30	3.63	26.90	3.36
		169.4	33.90	4.43	31.80	4.17	30.30	3.89	29.50	3.77	28.30	3.63	26.90	3.36
		175.0	33.90	4.43	31.80	4.17	30.30	3.89	29.50	3.77	28.30	3.63	26.90	3.36
	25	61.6	33.90	4.07	31.80	3.80	30.30	3.49	29.50	3.52	28.30	3.22	26.90	3.12
		77.0	33.90	4.04	31.80	3.77	30.30	3.49	29.50	3.49	28.30	3.22	26.90	3.09
		154.0	33.90	3.89	31.80	3.63	30.30	3.49	29.50	3.36	28.30	3.22	26.90	2.96
		169.4	33.90	3.89	31.80	3.63	30.30	3.36	29.50	3.36	28.30	3.22	26.90	2.96
		175.0	33.90	3.89	31.80	3.63	30.30	3.31	29.50	3.36	28.30	3.22	26.90	2.96
	30	61.6	33.90	3.66	31.80	3.40	30.30	3.26	29.50	3.12	28.30	3.00	26.90	2.86
		77.0	33.90	3.63	31.80	3.37	30.30	3.23	29.50	3.09	28.30	2.97	26.90	2.83
		154.0	33.90	3.49	31.80	3.22	30.30	3.09	29.50	2.96	28.30	2.82	26.90	2.68
		169.4	33.90	3.49	31.80	3.22	30.30	3.09	29.50	2.96	28.30	2.82	26.90	2.68
		175.0	33.90	3.49	31.80	3.22	30.30	3.09	29.50	2.96	28.30	2.82	26.90	2.68
	35	61.6	33.90	3.22	31.80	3.12	30.30	2.82	29.50	2.86	28.30	2.71	26.90	2.59
		77.0	33.90	3.22	31.80	3.09	30.30	2.82	29.50	2.83	28.30	2.69	26.90	2.56
		154.0	33.90	3.22	31.80	2.96	30.30	2.82	29.50	2.68	28.30	2.56	26.90	2.42
		169.4	33.90	3.22	31.80	2.96	30.30	2.68	29.50	2.68	28.30	2.56	26.90	2.42
		175.0	33.90	3.22	31.80	2.96	30.30	2.63	29.50	2.68	28.30	2.56	26.90	2.42
	40	61.6	33.90	2.96	31.80	2.86	30.30	2.56	29.50	2.59	28.30	2.45	26.90	2.28
		77.0	33.90	2.96	31.80	2.83	30.30	2.56	29.50	2.56	28.30	2.42	26.90	2.28
		154.0	33.90	2.96	31.80	2.68	30.30	2.56	29.50	2.42	28.30	2.28	26.90	2.28
169.4		33.90	2.96	31.80	2.68	30.30	2.56	29.50	2.42	28.30	2.28	26.90	2.28	
175.0		33.90	2.96	31.80	2.68	30.30	2.56	29.50	2.42	28.30	2.28	26.90	2.28	
45	61.6	33.90	2.68	31.80	2.59	30.30	2.28	29.50	2.31	28.30	2.19	26.90	1.98	
	77.0	33.90	2.68	31.80	2.56	30.30	2.28	29.50	2.28	28.30	2.16	26.90	2.01	
	154.0	33.90	2.68	31.80	2.42	30.30	2.28	29.50	2.15	28.30	2.02	26.90	2.15	
	169.4	33.90	2.68	31.80	2.42	30.30	2.42	29.50	2.15	28.30	2.02	26.90	2.15	

7. Capacity Tables

Combi. (%)	Inlet Water Temp. (°C)	Water Flow Rate (LPM)	Indoor Air Temp. (°C, DB)											
			16.0		18.0		20.0		21.0		22.0		24.0	
			TC	PI	TC	PI	TC	PI	TC	PI	TC	PI	TC	PI
60	45	175.0	33.90	2.68	31.80	2.42	30.30	2.47	29.50	2.15	28.30	2.02	26.90	2.15
	-5	61.6	11.30	3.14	10.60	2.98	10.00	2.82	9.90	2.66	9.80	2.50	9.70	2.37
		77.0	11.60	3.20	10.90	3.04	10.30	2.87	10.20	2.71	10.10	2.55	10.00	2.41
		154.0	13.20	3.47	12.40	3.31	11.70	3.11	11.60	2.96	11.50	2.78	11.30	2.61
		169.4	14.60	3.75	13.70	3.56	12.90	3.36	12.80	3.20	12.70	2.99	12.50	2.82
		175.0	15.10	3.85	14.20	3.65	13.30	3.45	13.20	3.29	13.10	3.07	12.90	2.90
	0	61.6	20.10	4.60	18.60	4.37	17.30	4.11	17.00	3.90	16.70	3.67	16.10	3.46
		77.0	20.20	4.61	18.70	4.38	17.40	4.12	17.10	3.91	16.80	3.68	16.20	3.47
		154.0	20.70	4.66	19.20	4.42	17.90	4.18	17.50	3.97	17.30	3.72	16.60	3.52
		169.4	21.10	4.66	19.50	4.42	18.10	4.18	17.80	3.97	17.50	3.72	16.90	3.52
175.0		21.20	4.66	19.60	4.42	18.20	4.18	17.90	3.97	17.60	3.72	17.00	3.52	
5	61.6	27.80	5.01	26.40	4.74	25.20	4.48	24.60	4.26	23.50	4.00	22.40	3.76	
	77.0	27.90	5.03	26.40	4.76	25.20	4.50	24.60	4.28	23.50	4.02	22.40	3.78	
	154.0	28.10	5.13	26.60	4.86	25.20	4.60	24.60	4.36	23.50	4.09	22.40	3.86	
	169.4	28.10	5.17	26.60	4.91	25.20	4.63	24.60	4.39	23.50	4.13	22.40	3.89	
	175.0	28.10	5.18	26.60	4.93	25.20	4.64	24.60	4.40	23.50	4.14	22.40	3.90	
10	61.6	28.00	4.61	26.50	4.34	25.20	4.08	24.60	3.90	23.50	3.60	22.40	3.44	
	77.0	28.00	4.60	26.50	4.34	25.20	4.07	24.60	3.89	23.50	3.61	22.40	3.43	
	154.0	28.10	4.57	26.60	4.32	25.20	4.04	24.60	3.86	23.50	3.65	22.40	3.40	
	169.4	28.10	4.60	26.60	4.34	25.20	4.06	24.60	3.88	23.50	3.60	22.40	3.42	
	175.0	28.10	4.61	26.60	4.35	25.20	4.07	24.60	3.89	23.50	3.58	22.40	3.43	
15	61.6	28.10	4.20	26.60	3.92	25.20	3.66	24.60	3.52	23.50	3.22	22.40	3.12	
	77.0	28.10	4.17	26.60	3.90	25.20	3.63	24.60	3.49	23.50	3.22	22.40	3.09	
	154.0	28.10	4.03	26.60	3.77	25.20	3.49	24.60	3.36	23.50	3.22	22.40	2.96	
	169.4	28.10	4.03	26.60	3.77	25.20	3.49	24.60	3.36	23.50	3.09	22.40	2.96	
	175.0	28.10	4.03	26.60	3.77	25.20	3.49	24.60	3.36	23.50	3.04	22.40	2.96	
50	20	61.6	28.10	3.66	26.60	3.40	25.20	3.26	24.60	3.12	23.50	3.00	22.40	2.68
		77.0	28.10	3.63	26.60	3.37	25.20	3.23	24.60	3.09	23.50	2.97	22.40	2.68
		154.0	28.10	3.49	26.60	3.22	25.20	3.09	24.60	2.96	23.50	2.82	22.40	2.68
		169.4	28.10	3.49	26.60	3.22	25.20	3.09	24.60	2.96	23.50	2.82	22.40	2.68
		175.0	28.10	3.49	26.60	3.22	25.20	3.09	24.60	2.96	23.50	2.82	22.40	2.68
	25	61.6	28.10	3.26	26.60	2.96	25.20	2.86	24.60	2.68	23.50	2.56	22.40	2.42
		77.0	28.10	3.23	26.60	2.96	25.20	2.83	24.60	2.68	23.50	2.56	22.40	2.42
		154.0	28.10	3.09	26.60	2.96	25.20	2.68	24.60	2.68	23.50	2.56	22.40	2.42
		169.4	28.10	3.09	26.60	2.96	25.20	2.68	24.60	2.68	23.50	2.56	22.40	2.42
		175.0	28.10	3.09	26.60	2.96	25.20	2.68	24.60	2.68	23.50	2.56	22.40	2.42
30	61.6	28.10	3.00	26.60	2.71	25.20	2.59	24.60	2.42	23.50	2.45	22.40	2.31	
	77.0	28.10	2.97	26.60	2.69	25.20	2.56	24.60	2.42	23.50	2.42	22.40	2.28	
	154.0	28.10	2.82	26.60	2.56	25.20	2.42	24.60	2.42	23.50	2.28	22.40	2.15	
	169.4	28.10	2.82	26.60	2.56	25.20	2.42	24.60	2.42	23.50	2.28	22.40	2.15	
	175.0	28.10	2.82	26.60	2.56	25.20	2.42	24.60	2.42	23.50	2.28	22.40	2.15	
35	61.6	28.10	2.71	26.60	2.42	25.20	2.28	24.60	2.31	23.50	2.15	22.40	2.02	
	77.0	28.10	2.69	26.60	2.42	25.20	2.28	24.60	2.28	23.50	2.15	22.40	2.02	
	154.0	28.10	2.56	26.60	2.42	25.20	2.28	24.60	2.15	23.50	2.15	22.40	2.02	
	169.4	28.10	2.56	26.60	2.42	25.20	2.28	24.60	2.15	23.50	2.15	22.40	2.02	
	175.0	28.10	2.56	26.60	2.42	25.20	2.28	24.60	2.15	23.50	2.15	22.40	2.02	
40	61.6	28.10	2.45	26.60	2.31	25.20	2.19	24.60	2.02	23.50	2.05	22.40	1.88	
	77.0	28.10	2.42	26.60	2.28	25.20	2.16	24.60	2.02	23.50	2.02	22.40	1.88	
	154.0	28.10	2.28	26.60	2.15	25.20	2.02	24.60	2.02	23.50	1.88	22.40	1.88	
	169.4	28.10	2.28	26.60	2.15	25.20	2.02	24.60	2.02	23.50	1.88	22.40	1.88	
	175.0	28.10	2.28	26.60	2.15	25.20	2.02	24.60	2.02	23.50	1.88	22.40	1.88	
45	61.6	28.10	2.19	26.60	2.22	25.20	2.08	24.60	1.72	23.50	1.94	22.40	1.75	
	77.0	28.10	2.16	26.60	2.16	25.20	2.03	24.60	1.75	23.50	1.89	22.40	1.75	
	154.0	28.10	2.02	26.60	1.88	25.20	1.75	24.60	1.88	23.50	1.61	22.40	1.75	
	169.4	28.10	2.02	26.60	1.88	25.20	1.75	24.60	1.88	23.50	1.61	22.40	1.75	

7. Capacity Tables

Combi. (%)	Inlet Water Temp. (°C)	Water Flow Rate (LPM)	Indoor Air Temp. (°C, DB)											
			16.0		18.0		20.0		21.0		22.0		24.0	
			TC	PI	TC	PI	TC	PI	TC	PI	TC	PI	TC	PI
50	45	175.0	28.10	2.02	26.60	1.88	25.20	1.75	24.60	1.88	23.50	1.61	22.40	1.75

Note

- TC: Total Capacity(kW), PI : Power Input(kW)
- Capacity tables show the average value of conditions which may occur.
- The minimum flow rate of the product is based on 50% of the rated flow rate or the value indicated in the specification table, whichever is greater.
However, when the 'Variable Water Flow Valve Control KIT' is applied, the minimum flow rate is allowed to 40% (gray colored area) of the rated flow rate.
- If the flow rate is less than minimum flow rate and the indoor unit combination ratio exceeds 130%, ask to LG Electronics even if the 'Variable Water Flow Valve Control KIT' is applied.

7. Capacity Tables

CRWM180LAS5

Combi. (%)	Inlet Water Temp. (°C)	Water Flow Rate (LPM)	Indoor Air Temp. (°C, DB)											
			16.0		18.0		20.0		21.0		22.0		24.0	
			TC	PI	TC	PI	TC	PI	TC	PI	TC	PI	TC	PI
130	-5	69.2	26.80	9.13	26.60	8.60	26.50	8.00	26.10	7.77	26.40	7.56	25.70	6.78
		96.0	28.00	9.33	27.80	8.81	27.70	8.22	27.20	7.99	27.60	7.77	26.80	6.97
		173.0	31.40	9.92	31.10	9.43	31.00	8.87	30.50	8.61	30.90	8.37	30.10	7.52
		216.3	34.70	10.55	34.40	10.07	34.20	9.56	33.80	9.31	34.20	9.04	33.30	8.10
		240.0	36.50	10.89	36.20	10.42	36.00	9.94	35.60	9.69	36.00	9.41	35.10	8.42
	0	69.2	47.90	12.49	46.80	12.12	45.80	11.72	44.80	11.39	45.00	11.08	42.90	9.92
		96.0	48.30	12.53	47.20	12.16	46.20	11.76	45.20	11.43	45.30	11.12	43.30	9.96
		173.0	49.40	12.66	48.20	12.27	47.20	11.89	46.20	11.56	46.30	11.23	44.30	10.07
		216.3	50.10	12.66	48.90	12.27	47.90	11.89	46.80	11.56	47.00	11.23	44.90	10.07
		240.0	50.50	12.66	49.30	12.27	48.30	11.89	47.10	11.56	47.40	11.23	45.20	10.07
	5	69.2	69.00	13.43	68.00	13.09	66.50	12.76	64.90	12.40	63.10	12.06	59.70	10.80
		96.0	69.30	13.51	68.20	13.17	66.50	12.84	64.90	12.48	63.10	12.14	59.70	10.87
		173.0	70.20	13.73	68.60	13.40	66.60	13.08	64.90	12.72	63.10	12.36	59.70	11.08
		216.3	70.60	13.82	68.80	13.49	66.60	13.17	64.90	12.81	63.10	12.45	59.70	11.16
		240.0	70.80	13.87	68.90	13.54	66.60	13.22	64.90	12.86	63.10	12.50	59.70	11.20
	10	69.2	69.10	12.22	68.00	11.81	66.30	11.58	64.60	11.32	62.90	10.94	59.40	9.87
		96.0	69.60	12.19	68.40	11.82	66.70	11.61	64.90	11.32	63.20	10.93	59.70	9.86
		173.0	71.20	12.10	69.60	11.86	67.70	11.70	65.90	11.31	64.10	10.90	60.60	9.83
		216.3	71.50	12.27	70.00	12.03	68.10	11.74	66.20	11.35	64.50	11.08	61.00	10.30
		240.0	71.70	12.36	70.20	12.12	68.30	11.76	66.40	11.37	64.70	11.18	61.20	10.56
	15	69.2	69.20	11.01	68.00	10.54	66.10	10.43	64.30	10.25	62.70	9.82	59.20	8.95
		96.0	69.90	10.87	68.70	10.48	66.80	10.40	65.00	10.15	63.30	9.72	59.80	8.85
		173.0	72.00	10.46	70.60	10.31	68.70	10.31	67.00	9.88	65.00	9.44	61.60	8.57
		216.3	72.40	10.72	71.30	10.55	69.60	10.31	67.70	9.88	65.90	9.71	62.30	9.44
		240.0	72.60	10.86	71.70	10.68	70.10	10.31	68.10	9.88	66.40	9.86	62.70	9.92
	20	69.2	71.80	10.10	70.50	9.63	68.70	9.42	66.80	9.12	64.80	8.91	61.00	8.64
		96.0	72.50	10.01	71.20	9.62	69.40	9.41	67.50	9.17	65.50	8.99	61.70	8.55
		173.0	74.70	9.74	73.40	9.59	71.30	9.38	69.40	9.31	67.70	9.22	63.80	8.28
		216.3	75.00	9.74	73.90	9.59	72.20	9.44	70.10	9.31	68.20	9.22	64.30	8.81
		240.0	75.20	9.74	74.20	9.59	72.70	9.47	70.50	9.31	68.50	9.22	64.60	9.10
	25	69.2	75.80	9.63	73.90	9.35	72.20	9.19	70.80	9.04	69.20	8.91	65.20	8.32
		96.0	75.80	9.58	73.90	9.33	72.20	9.14	70.80	9.00	69.20	8.86	65.20	8.27
		173.0	75.80	9.44	73.90	9.28	72.20	9.01	70.80	8.87	69.20	8.72	65.20	8.13
		216.3	75.80	9.31	73.90	9.04	72.20	8.87	70.80	8.72	69.20	8.57	65.20	8.00
		240.0	75.80	9.24	73.90	8.91	72.20	8.79	70.80	8.64	69.20	8.49	65.20	7.93
	30	69.2	75.80	9.38	73.90	8.92	72.20	8.83	70.80	8.60	69.20	8.51	65.20	7.92
		96.0	75.80	9.28	73.90	8.90	72.20	8.76	70.80	8.56	69.20	8.41	65.20	7.83
		173.0	75.80	9.01	73.90	8.84	72.20	8.57	70.80	8.43	69.20	8.13	65.20	7.56
		216.3	75.80	8.87	73.90	8.60	72.20	8.43	70.80	8.28	69.20	8.13	65.20	7.56
		240.0	75.80	8.79	73.90	8.47	72.20	8.35	70.80	8.20	69.20	8.13	65.20	7.56
	35	69.2	75.80	8.95	73.90	8.65	72.20	8.47	70.80	8.17	69.20	7.89	65.20	7.33
		96.0	75.80	8.85	73.90	8.59	72.20	8.42	70.80	8.13	69.20	7.84	65.20	7.24
		173.0	75.80	8.57	73.90	8.40	72.20	8.28	70.80	8.00	69.20	7.70	65.20	6.98
		216.3	75.80	8.57	73.90	8.31	72.20	8.13	70.80	7.85	69.20	7.56	65.20	6.98
		240.0	75.80	8.57	73.90	8.26	72.20	8.05	70.80	7.77	69.20	7.48	65.20	6.98
	40	69.2	75.80	8.64	73.90	8.37	72.20	8.21	70.80	7.92	69.20	7.64	65.20	6.90
		96.0	75.80	8.55	73.90	8.30	72.20	8.12	70.80	7.83	69.20	7.54	65.20	6.81
		173.0	75.80	8.28	73.90	8.10	72.20	7.85	70.80	7.56	69.20	7.26	65.20	6.54
216.3		75.80	8.13	73.90	7.97	72.20	7.85	70.80	7.56	69.20	7.26	65.20	6.54	
240.0		75.80	8.05	73.90	7.90	72.20	7.85	70.80	7.56	69.20	7.26	65.20	6.54	
45	69.2	75.80	8.36	73.90	8.08	72.20	7.96	70.80	7.67	69.20	7.37	65.20	6.46	
	96.0	75.80	8.27	73.90	8.01	72.20	7.82	70.80	7.53	69.20	7.23	65.20	6.37	
	173.0	75.80	8.00	73.90	7.82	72.20	7.41	70.80	7.13	69.20	6.83	65.20	6.10	
	216.3	75.80	7.70	73.90	7.62	72.20	7.56	70.80	7.26	69.20	6.98	65.20	6.10	

7. Capacity Tables

Combi. (%)	Inlet Water Temp. (°C)	Water Flow Rate (LPM)	Indoor Air Temp. (°C, DB)											
			16.0		18.0		20.0		21.0		22.0		24.0	
			TC	PI	TC	PI	TC	PI	TC	PI	TC	PI	TC	PI
130	45	240.0	75.80	7.54	73.90	7.51	72.20	7.64	70.80	7.33	69.20	7.06	65.20	6.10
120	-5	69.2	25.50	9.13	25.30	8.60	25.10	8.00	24.80	7.67	25.00	7.44	24.40	6.66
		96.0	26.60	9.33	26.40	8.81	26.20	8.22	25.90	7.88	26.10	7.65	25.50	6.85
		173.0	29.90	9.92	29.60	9.43	29.40	8.87	29.10	8.49	29.30	8.25	28.50	7.40
		216.3	33.00	10.55	32.70	10.07	32.50	9.56	32.10	9.17	32.40	8.90	31.50	7.97
		240.0	34.70	10.89	34.40	10.42	34.20	9.94	33.70	9.54	34.10	9.26	33.10	8.28
	0	69.2	45.60	12.49	44.50	12.12	43.50	11.72	42.60	11.23	42.60	10.91	40.70	9.76
		96.0	45.90	12.53	44.80	12.16	43.80	11.76	42.90	11.27	42.90	10.95	41.00	9.80
		173.0	46.90	12.66	45.80	12.27	44.80	11.89	43.90	11.40	43.90	11.07	41.90	9.91
		216.3	47.60	12.66	46.50	12.27	45.50	11.89	44.60	11.40	44.50	11.07	42.60	9.91
		240.0	48.00	12.66	46.90	12.27	45.90	11.89	45.00	11.40	44.80	11.07	43.00	9.91
	5	69.2	65.70	13.43	64.70	13.09	63.30	12.76	61.80	12.22	59.80	11.88	56.50	10.64
		96.0	66.00	13.51	64.90	13.17	63.30	12.84	61.80	12.30	59.80	11.96	56.50	10.71
		173.0	66.90	13.73	65.30	13.40	63.30	13.08	61.80	12.54	59.80	12.18	56.50	10.90
		216.3	67.20	13.82	64.90	13.49	63.30	13.17	61.80	12.63	59.80	12.27	56.50	10.98
		240.0	67.40	13.87	64.70	13.54	63.30	13.22	61.80	12.68	59.80	12.32	56.50	11.02
	10	69.2	65.90	12.06	64.70	11.73	63.10	11.49	61.60	11.14	59.70	10.77	56.40	9.69
		96.0	66.30	12.11	65.00	11.79	63.30	11.54	61.80	11.16	59.90	10.76	56.60	9.70
		173.0	67.50	12.27	66.00	11.95	64.00	11.70	62.40	11.22	60.40	10.73	57.10	9.74
		216.3	67.80	12.22	65.80	11.95	64.20	11.74	62.70	11.26	60.70	10.78	57.40	10.07
		240.0	68.00	12.19	65.70	11.95	64.30	11.76	62.90	11.28	60.90	10.81	57.60	10.25
	15	69.2	66.10	10.70	64.80	10.38	62.90	10.22	61.40	10.07	59.50	9.66	56.20	8.76
		96.0	66.60	10.73	65.30	10.41	63.40	10.24	61.80	10.02	59.90	9.57	56.60	8.71
		173.0	68.00	10.81	66.80	10.49	64.70	10.31	63.10	9.88	61.00	9.31	57.80	8.57
		216.3	68.40	10.64	66.70	10.40	65.20	10.31	63.70	9.88	61.60	9.31	58.30	9.16
		240.0	68.60	10.55	66.60	10.35	65.50	10.31	64.00	9.88	61.90	9.31	58.60	9.48
	20	69.2	68.00	9.62	66.70	9.21	64.70	8.97	62.90	8.84	60.80	8.73	57.60	8.28
		96.0	68.50	9.62	67.20	9.25	65.20	9.02	63.40	8.88	61.30	8.72	58.00	8.24
		173.0	70.10	9.62	68.70	9.38	66.50	9.16	64.90	9.01	62.80	8.69	59.30	8.13
		216.3	70.50	9.53	68.60	9.31	67.00	9.16	65.20	9.01	63.10	8.72	59.70	8.43
		240.0	70.70	9.48	68.50	9.27	67.30	9.16	65.40	9.01	63.30	8.74	59.90	8.59
	25	69.2	71.30	9.10	69.20	8.68	67.00	8.51	65.60	8.32	63.80	8.17	60.30	7.60
		96.0	71.40	9.06	69.20	8.66	67.00	8.49	65.60	8.27	63.80	8.13	60.30	7.55
		173.0	71.50	8.93	69.20	8.60	67.00	8.43	65.60	8.13	63.80	8.00	60.30	7.41
		216.3	71.70	8.60	69.20	8.37	67.00	8.28	65.60	8.13	63.80	7.85	60.30	7.41
		240.0	71.80	8.42	69.20	8.24	67.00	8.20	65.60	8.13	63.80	7.77	60.30	7.41
	30	69.2	71.70	8.70	69.20	8.27	67.00	8.04	65.60	7.73	63.80	7.64	60.30	7.01
		96.0	71.70	8.61	69.20	8.21	67.00	7.99	65.60	7.69	63.80	7.54	60.30	6.96
		173.0	71.70	8.34	69.20	8.03	67.00	7.85	65.60	7.56	63.80	7.26	60.30	6.83
		216.3	71.70	8.07	69.20	7.85	67.00	7.70	65.60	7.56	63.80	7.26	60.30	6.69
		240.0	71.70	7.92	69.20	7.75	67.00	7.62	65.60	7.56	63.80	7.26	60.30	6.61
	35	69.2	71.70	8.31	69.20	7.86	67.00	7.64	65.60	7.33	63.80	7.05	60.30	6.42
		96.0	71.70	8.16	69.20	7.77	67.00	7.54	65.60	7.24	63.80	6.96	60.30	6.38
		173.0	71.70	7.73	69.20	7.50	67.00	7.26	65.60	6.98	63.80	6.69	60.30	6.25
		216.3	71.70	7.64	69.20	7.44	67.00	7.26	65.60	6.98	63.80	6.69	60.30	6.10
		240.0	71.70	7.59	69.20	7.41	67.00	7.26	65.60	6.98	63.80	6.69	60.30	6.02
	40	69.2	71.70	8.06	69.20	7.50	67.00	7.20	65.60	6.90	63.80	6.61	60.30	5.99
		96.0	71.70	7.86	69.20	7.39	67.00	7.10	65.60	6.81	63.80	6.52	60.30	5.95
		173.0	71.70	7.29	69.20	7.07	67.00	6.83	65.60	6.54	63.80	6.25	60.30	5.82
216.3		71.70	7.20	69.20	6.98	67.00	6.83	65.60	6.54	63.80	6.25	60.30	5.67	
240.0		71.70	7.15	69.20	6.93	67.00	6.83	65.60	6.54	63.80	6.25	60.30	5.59	
45	69.2	71.70	7.82	69.20	7.14	67.00	6.77	65.60	6.46	63.80	6.18	60.30	5.55	
	96.0	71.70	7.57	69.20	7.01	67.00	6.67	65.60	6.37	63.80	6.09	60.30	5.51	
	173.0	71.70	6.86	69.20	6.63	67.00	6.39	65.60	6.10	63.80	5.82	60.30	5.38	
	216.3	71.70	6.77	69.20	6.51	67.00	6.39	65.60	6.10	63.80	5.82	60.30	5.23	

7. Capacity Tables

Combi. (%)	Inlet Water Temp. (°C)	Water Flow Rate (LPM)	Indoor Air Temp. (°C, DB)											
			16.0		18.0		20.0		21.0		22.0		24.0	
			TC	PI	TC	PI	TC	PI	TC	PI	TC	PI	TC	PI
120	45	240.0	71.70	6.72	69.20	6.44	67.00	6.39	65.60	6.10	63.80	5.82	60.30	5.15
110	-5	69.2	24.10	9.25	24.00	8.60	23.80	8.00	23.60	7.67	23.60	7.44	23.10	6.66
		96.0	25.20	9.45	25.10	8.81	24.90	8.22	24.60	7.88	24.60	7.65	24.10	6.85
		173.0	28.20	10.04	28.10	9.43	27.90	8.87	27.60	8.49	27.60	8.25	27.10	7.40
		216.3	31.20	10.69	31.00	10.07	30.80	9.56	30.50	9.17	30.50	8.90	29.90	7.97
		240.0	32.80	11.05	32.60	10.42	32.40	9.94	32.10	9.54	32.10	9.26	31.40	8.28
	0	69.2	43.10	12.66	42.20	12.12	41.30	11.72	40.50	11.23	40.10	10.91	38.60	9.76
		96.0	43.40	12.70	42.50	12.16	41.60	11.76	40.80	11.27	40.40	10.95	38.90	9.80
		173.0	44.40	12.81	43.40	12.27	42.50	11.89	41.70	11.40	41.30	11.07	39.70	9.91
		216.3	45.00	12.81	44.10	12.27	43.10	11.89	42.30	11.40	41.90	11.07	40.30	9.91
		240.0	45.30	12.81	44.50	12.27	43.40	11.89	42.60	11.40	42.20	11.07	40.60	9.91
	5	69.2	62.90	13.61	61.40	13.09	60.00	12.76	58.60	12.22	56.30	11.88	53.60	10.64
		96.0	63.20	13.69	61.60	13.17	60.00	12.84	58.60	12.30	56.30	11.96	53.60	10.71
		173.0	63.90	13.91	62.00	13.40	60.00	13.08	58.60	12.54	56.30	12.18	53.60	10.90
		216.3	64.30	14.00	62.10	13.49	60.00	13.17	58.60	12.63	56.30	12.27	53.60	10.98
		240.0	64.50	14.05	62.20	13.54	60.00	13.22	58.60	12.68	56.30	12.32	53.60	11.02
	10	69.2	63.10	12.20	61.60	11.78	59.90	11.53	58.50	11.14	56.20	10.77	53.50	9.69
		96.0	63.40	12.23	61.80	11.82	60.00	11.57	58.60	11.16	56.30	10.76	53.60	9.70
		173.0	64.30	12.31	62.30	11.95	60.30	11.70	59.00	11.22	56.70	10.73	53.90	9.74
		216.3	64.70	12.31	62.60	11.95	60.60	11.67	59.10	11.19	56.80	10.78	54.00	9.85
		240.0	64.90	12.31	62.80	11.95	60.80	11.65	59.20	11.17	56.90	10.81	54.10	9.91
	15	69.2	63.30	10.79	61.60	10.49	59.80	10.31	58.40	10.07	56.10	9.66	53.50	8.76
		96.0	63.60	10.77	61.90	10.49	60.00	10.31	58.60	10.02	56.40	9.57	53.70	8.71
		173.0	64.60	10.72	62.80	10.49	60.70	10.31	59.30	9.88	57.10	9.31	54.10	8.57
		216.3	65.00	10.64	63.10	10.40	61.00	10.18	59.50	9.74	57.20	9.31	54.40	8.72
		240.0	65.20	10.60	63.30	10.35	61.20	10.11	59.60	9.66	57.30	9.31	54.60	8.80
	20	69.2	64.50	9.32	62.70	9.10	60.70	8.87	59.10	8.72	56.90	8.47	53.90	7.92
		96.0	64.90	9.34	63.00	9.10	60.90	8.87	59.40	8.72	57.10	8.42	54.20	7.90
		173.0	66.20	9.41	63.80	9.10	61.60	8.87	60.20	8.72	57.80	8.28	55.00	7.85
		216.3	66.60	9.41	64.30	9.10	61.90	8.87	60.30	8.57	58.10	8.28	55.10	7.85
		240.0	66.80	9.41	64.60	9.10	62.10	8.87	60.40	8.49	58.30	8.28	55.20	7.85
	25	69.2	66.50	8.48	64.50	8.17	61.90	8.04	60.60	7.73	58.40	7.45	55.30	6.83
		96.0	66.70	8.46	64.50	8.13	61.90	7.99	60.60	7.69	58.40	7.40	55.30	6.83
		173.0	67.10	8.40	64.50	8.00	61.90	7.85	60.60	7.56	58.40	7.26	55.30	6.83
		216.3	67.50	8.40	64.50	8.03	61.90	7.70	60.60	7.56	58.40	7.13	55.30	6.69
		240.0	67.70	8.40	64.50	8.05	61.90	7.62	60.60	7.56	58.40	7.06	55.30	6.61
	30	69.2	67.50	7.73	64.50	7.45	61.90	7.16	60.60	7.01	58.40	6.58	55.30	6.14
		96.0	67.50	7.69	64.50	7.40	61.90	7.11	60.60	6.96	58.40	6.53	55.30	6.09
		173.0	67.50	7.56	64.50	7.26	61.90	6.98	60.60	6.83	58.40	6.39	55.30	5.95
		216.3	67.50	7.50	64.50	7.13	61.90	6.83	60.60	6.69	58.40	6.39	55.30	5.95
		240.0	67.50	7.47	64.50	7.06	61.90	6.75	60.60	6.61	58.40	6.39	55.30	5.95
	35	69.2	67.50	7.33	64.50	6.86	61.90	6.58	60.60	6.29	58.40	5.99	55.30	5.55
		96.0	67.50	7.24	64.50	6.82	61.90	6.53	60.60	6.24	58.40	5.95	55.30	5.51
		173.0	67.50	6.98	64.50	6.69	61.90	6.39	60.60	6.10	58.40	5.82	55.30	5.38
		216.3	67.50	6.80	64.50	6.54	61.90	6.25	60.60	6.10	58.40	5.82	55.30	5.38
		240.0	67.50	6.70	64.50	6.46	61.90	6.17	60.60	6.10	58.40	5.82	55.30	5.38
	40	69.2	67.50	6.90	64.50	6.61	61.90	6.18	60.60	5.86	58.40	5.55	55.30	5.12
		96.0	67.50	6.81	64.50	6.52	61.90	6.09	60.60	5.81	58.40	5.51	55.30	5.08
		173.0	67.50	6.54	64.50	6.25	61.90	5.82	60.60	5.67	58.40	5.38	55.30	4.95
216.3		67.50	6.45	64.50	6.10	61.90	5.82	60.60	5.52	58.40	5.23	55.30	4.80	
240.0		67.50	6.40	64.50	6.02	61.90	5.82	60.60	5.44	58.40	5.15	55.30	4.72	
45	69.2	67.50	6.46	64.50	6.36	61.90	5.78	60.60	5.42	58.40	5.12	55.30	4.68	
	96.0	67.50	6.37	64.50	6.22	61.90	5.64	60.60	5.37	58.40	5.08	55.30	4.64	
	173.0	67.50	6.10	64.50	5.82	61.90	5.23	60.60	5.23	58.40	4.95	55.30	4.51	
	216.3	67.50	6.10	64.50	5.67	61.90	5.38	60.60	4.95	58.40	4.65	55.30	4.21	

7. Capacity Tables

Combi. (%)	Inlet Water Temp. (°C)	Water Flow Rate (LPM)	Indoor Air Temp. (°C, DB)											
			16.0		18.0		20.0		21.0		22.0		24.0	
			TC	PI	TC	PI	TC	PI	TC	PI	TC	PI	TC	PI
110	45	240.0	67.50	6.10	64.50	5.59	61.90	5.46	60.60	4.80	58.40	4.49	55.30	4.05
100	-5	69.2	22.80	9.25	22.60	8.72	22.50	8.00	22.30	7.67	22.10	7.32	21.70	6.66
		96.0	23.80	9.45	23.60	8.93	23.50	8.22	23.30	7.88	23.10	7.53	22.70	6.85
		173.0	26.70	10.04	26.50	9.55	26.40	8.87	26.10	8.49	25.90	8.13	25.50	7.40
		216.3	29.50	10.69	29.30	10.21	29.10	9.56	28.90	9.17	28.60	8.77	28.10	7.97
		240.0	31.00	11.05	30.80	10.57	30.60	9.94	30.40	9.54	30.10	9.12	29.50	8.28
	0	69.2	40.70	12.66	39.80	12.28	39.00	11.72	38.30	11.23	37.60	10.75	36.30	9.76
		96.0	41.00	12.70	40.10	12.32	39.30	11.76	38.60	11.27	37.90	10.79	36.60	9.80
		173.0	41.90	12.81	41.00	12.43	40.10	11.89	39.50	11.40	38.80	10.90	37.40	9.91
		216.3	42.60	12.81	41.70	12.43	40.80	11.89	40.00	11.40	39.30	10.90	38.00	9.91
		240.0	43.00	12.81	42.10	12.43	41.20	11.89	40.30	11.40	39.60	10.90	38.30	9.91
	5	69.2	60.10	13.61	58.10	13.27	56.60	12.76	55.50	12.22	52.80	11.70	50.40	10.64
		96.0	60.40	13.69	58.30	13.35	56.60	12.84	55.50	12.30	52.80	11.78	50.40	10.71
		173.0	61.20	13.91	58.70	13.58	56.70	13.08	55.50	12.54	52.80	12.00	50.40	10.90
		216.3	61.60	14.00	58.80	13.67	56.70	13.17	55.50	12.63	52.80	12.07	50.40	10.98
		240.0	61.80	14.05	58.90	13.72	56.70	13.22	55.50	12.68	52.80	12.11	50.40	11.02
	10	69.2	60.50	12.17	58.30	11.90	56.70	11.53	55.50	11.14	52.80	10.59	50.40	9.69
		96.0	60.70	12.24	58.40	11.95	56.70	11.57	55.50	11.16	52.80	10.60	50.40	9.70
		173.0	61.20	12.45	58.70	12.09	56.70	11.70	55.50	11.22	52.80	10.64	50.40	9.74
		216.3	61.60	12.40	59.00	12.09	56.70	11.67	55.50	11.19	52.80	10.61	50.40	9.70
		240.0	61.80	12.37	59.20	12.09	56.70	11.65	55.50	11.17	52.80	10.59	50.40	9.68
	15	69.2	60.80	10.73	58.60	10.55	56.70	10.31	55.50	10.07	52.80	9.48	50.40	8.76
		96.0	60.90	10.80	58.70	10.56	56.70	10.31	55.50	10.02	52.80	9.44	50.40	8.71
		173.0	61.20	10.99	58.80	10.58	56.70	10.31	55.50	9.88	52.80	9.31	50.40	8.57
		216.3	61.70	10.81	59.10	10.49	56.70	10.18	55.50	9.74	52.80	9.16	50.40	8.43
		240.0	62.00	10.71	59.30	10.44	56.70	10.11	55.50	9.66	52.80	9.08	50.40	8.35
	20	69.2	61.10	9.17	58.90	8.94	56.70	8.72	55.50	8.60	52.80	8.04	50.40	7.64
		96.0	61.40	9.22	59.00	8.95	56.70	8.72	55.50	8.56	52.80	7.99	50.40	7.54
		173.0	62.20	9.38	59.10	8.98	56.70	8.72	55.50	8.43	52.80	7.85	50.40	7.26
		216.3	62.60	9.22	59.60	8.90	56.70	8.57	55.50	8.28	52.80	7.70	50.40	7.13
		240.0	62.80	9.13	59.90	8.86	56.70	8.49	55.50	8.20	52.80	7.62	50.40	7.06
	25	69.2	61.90	8.02	59.80	7.77	56.70	7.45	55.50	7.16	52.80	6.73	50.40	6.10
		96.0	62.20	8.03	59.80	7.72	56.70	7.40	55.50	7.11	52.80	6.68	50.40	6.10
		173.0	63.00	8.06	59.80	7.56	56.70	7.26	55.50	6.98	52.80	6.54	50.40	6.10
		216.3	63.30	7.88	59.80	7.50	56.70	7.13	55.50	6.83	52.80	6.54	50.40	5.95
		240.0	63.50	7.78	59.80	7.47	56.70	7.06	55.50	6.75	52.80	6.54	50.40	5.87
	30	69.2	63.30	7.30	59.80	6.73	56.70	6.27	55.50	6.14	52.80	5.67	50.40	5.42
		96.0	63.30	7.26	59.80	6.68	56.70	6.25	55.50	6.09	52.80	5.67	50.40	5.37
		173.0	63.30	7.13	59.80	6.54	56.70	6.19	55.50	5.95	52.80	5.67	50.40	5.23
		216.3	63.30	6.98	59.80	6.54	56.70	6.10	55.50	5.95	52.80	5.52	50.40	5.23
		240.0	63.30	6.90	59.80	6.54	56.70	6.05	55.50	5.95	52.80	5.44	50.40	5.23
	35	69.2	63.30	6.77	59.80	6.18	56.70	5.53	55.50	5.42	52.80	5.12	50.40	4.68
		96.0	63.30	6.67	59.80	6.09	56.70	5.51	55.50	5.37	52.80	5.08	50.40	4.64
		173.0	63.30	6.39	59.80	5.82	56.70	5.46	55.50	5.23	52.80	4.95	50.40	4.51
		216.3	63.30	6.39	59.80	5.82	56.70	5.38	55.50	5.23	52.80	4.95	50.40	4.51
		240.0	63.30	6.39	59.80	5.82	56.70	5.34	55.50	5.23	52.80	4.95	50.40	4.51
	40	69.2	63.30	6.33	59.80	5.74	56.70	4.96	55.50	4.83	52.80	4.55	50.40	4.24
		96.0	63.30	6.23	59.80	5.65	56.70	4.94	55.50	4.78	52.80	4.50	50.40	4.20
		173.0	63.30	5.95	59.80	5.38	56.70	4.89	55.50	4.65	52.80	4.36	50.40	4.07
216.3		63.30	5.82	59.80	5.38	56.70	4.80	55.50	4.65	52.80	4.36	50.40	4.07	
240.0		63.30	5.75	59.80	5.38	56.70	4.75	55.50	4.65	52.80	4.36	50.40	4.07	
45	69.2	63.30	5.89	59.80	5.30	56.70	4.38	55.50	4.24	52.80	3.96	50.40	3.81	
	96.0	63.30	5.79	59.80	5.21	56.70	4.36	55.50	4.20	52.80	3.91	50.40	3.77	
	173.0	63.30	5.52	59.80	4.95	56.70	4.30	55.50	4.07	52.80	3.77	50.40	3.64	
	216.3	63.30	5.23	59.80	4.95	56.70	4.21	55.50	4.07	52.80	3.77	50.40	3.64	

7. Capacity Tables

Combi. (%)	Inlet Water Temp. (°C)	Water Flow Rate (LPM)	Indoor Air Temp. (°C, DB)											
			16.0		18.0		20.0		21.0		22.0		24.0	
			TC	PI	TC	PI	TC	PI	TC	PI	TC	PI	TC	PI
100	45	240.0	63.30	5.07	59.80	4.95	56.70	4.16	55.50	4.07	52.80	3.77	50.40	3.64
90	-5	69.2	21.50	8.59	20.90	7.82	20.20	6.87	20.10	6.55	19.90	6.31	19.60	5.66
		96.0	22.50	8.78	21.80	8.01	21.10	7.06	21.00	6.73	20.80	6.49	20.50	5.82
		173.0	25.20	9.32	24.40	8.55	23.70	7.62	23.50	7.26	23.40	7.01	22.90	6.28
		216.3	27.80	9.91	27.00	9.16	26.20	8.22	26.00	7.83	25.80	7.55	25.30	6.78
		240.0	29.20	10.23	28.40	9.49	27.60	8.55	27.40	8.14	27.10	7.85	26.60	7.05
	0	69.2	38.50	11.70	36.70	10.97	35.00	10.08	34.50	9.61	33.90	9.25	32.70	8.31
		96.0	38.80	11.74	37.00	11.01	35.30	10.11	34.80	9.64	34.20	9.28	33.00	8.34
		173.0	39.60	11.85	37.80	11.13	36.10	10.21	35.50	9.74	34.90	9.38	33.70	8.42
		216.3	40.20	11.85	38.30	11.13	36.70	10.21	36.00	9.74	35.50	9.38	34.20	8.42
		240.0	40.50	11.85	38.60	11.13	37.00	10.21	36.30	9.74	35.80	9.38	34.50	8.42
	5	69.2	54.40	12.56	52.60	11.85	51.00	10.97	49.90	10.46	47.70	10.07	45.40	9.04
		96.0	54.50	12.63	52.50	11.92	51.00	11.04	49.90	10.53	47.70	10.14	45.40	9.10
		173.0	54.60	12.84	52.40	12.13	51.00	11.23	49.90	10.72	47.70	10.33	45.40	9.26
		216.3	55.00	12.91	52.60	12.21	51.00	11.32	49.90	10.79	47.70	10.40	45.40	9.34
		240.0	55.20	12.95	52.70	12.25	51.00	11.37	49.90	10.83	47.70	10.44	45.40	9.38
	10	69.2	54.70	11.09	52.80	10.54	51.00	9.93	49.90	9.52	47.70	9.13	45.40	8.23
		96.0	54.60	11.10	52.70	10.56	51.00	9.94	49.90	9.54	47.70	9.12	45.40	8.24
		173.0	54.50	11.13	52.50	10.60	51.00	9.98	49.90	9.58	47.70	9.10	45.40	8.27
		216.3	54.90	11.10	52.60	10.57	51.00	9.95	49.90	9.55	47.70	9.13	45.40	8.30
		240.0	55.10	11.08	52.70	10.55	51.00	9.93	49.90	9.53	47.70	9.15	45.40	8.32
	15	69.2	54.90	9.60	53.00	9.25	51.00	8.91	49.90	8.60	47.70	8.21	45.40	7.45
		96.0	54.80	9.55	52.90	9.20	51.00	8.86	49.90	8.56	47.70	8.12	45.40	7.40
		173.0	54.50	9.41	52.50	9.07	51.00	8.72	49.90	8.43	47.70	7.85	45.40	7.26
		216.3	54.90	9.28	52.70	8.93	51.00	8.57	49.90	8.28	47.70	7.85	45.40	7.26
		240.0	55.10	9.21	52.80	8.85	51.00	8.49	49.90	8.20	47.70	7.85	45.40	7.26
	20	69.2	55.30	8.10	53.20	7.87	51.00	7.60	49.90	7.30	47.70	7.05	45.40	6.61
		96.0	55.20	8.10	53.10	7.84	51.00	7.55	49.90	7.26	47.70	6.96	45.40	6.52
		173.0	55.00	8.10	52.70	7.76	51.00	7.41	49.90	7.13	47.70	6.69	45.40	6.25
		216.3	55.20	7.97	52.80	7.70	51.00	7.41	49.90	7.13	47.70	6.69	45.40	6.25
		240.0	55.30	7.90	52.90	7.67	51.00	7.41	49.90	7.13	47.70	6.69	45.40	6.25
	25	69.2	56.20	7.08	53.90	6.71	51.00	6.42	49.90	6.10	47.70	5.86	45.40	5.42
		96.0	56.40	7.06	53.90	6.69	51.00	6.38	49.90	6.10	47.70	5.81	45.40	5.37
		173.0	56.90	7.01	53.90	6.63	51.00	6.25	49.90	6.10	47.70	5.67	45.40	5.23
		216.3	57.10	6.83	53.90	6.48	51.00	6.25	49.90	5.95	47.70	5.67	45.40	5.23
		240.0	57.20	6.73	53.90	6.40	51.00	6.25	49.90	5.87	47.70	5.67	45.40	5.23
	30	69.2	57.10	6.42	53.90	5.99	51.00	5.55	49.90	5.42	47.70	5.12	45.40	4.65
		96.0	57.10	6.38	53.90	5.95	51.00	5.51	49.90	5.37	47.70	5.08	45.40	4.65
		173.0	57.10	6.25	53.90	5.82	51.00	5.38	49.90	5.23	47.70	4.95	45.40	4.65
		216.3	57.10	6.10	53.90	5.67	51.00	5.38	49.90	5.23	47.70	4.95	45.40	4.51
		240.0	57.10	6.02	53.90	5.59	51.00	5.38	49.90	5.23	47.70	4.95	45.40	4.43
	35	69.2	57.10	5.86	53.90	5.42	51.00	4.98	49.90	4.83	47.70	4.55	45.40	4.24
		96.0	57.10	5.81	53.90	5.37	51.00	4.93	49.90	4.78	47.70	4.50	45.40	4.20
		173.0	57.10	5.67	53.90	5.23	51.00	4.80	49.90	4.65	47.70	4.36	45.40	4.07
		216.3	57.10	5.52	53.90	5.08	51.00	4.65	49.90	4.51	47.70	4.36	45.40	4.07
		240.0	57.10	5.44	53.90	5.00	51.00	4.57	49.90	4.43	47.70	4.36	45.40	4.07
	40	69.2	57.10	5.46	53.90	4.98	51.00	4.40	49.90	4.24	47.70	4.11	45.40	3.81
		96.0	57.10	5.36	53.90	4.93	51.00	4.35	49.90	4.20	47.70	4.06	45.40	3.77
		173.0	57.10	5.08	53.90	4.80	51.00	4.21	49.90	4.07	47.70	3.92	45.40	3.64
216.3		57.10	5.08	53.90	4.80	51.00	4.21	49.90	4.07	47.70	3.92	45.40	3.64	
240.0		57.10	5.08	53.90	4.80	51.00	4.21	49.90	4.07	47.70	3.92	45.40	3.64	
45	69.2	57.10	5.06	53.90	4.55	51.00	3.81	49.90	3.68	47.70	3.68	45.40	3.37	
	96.0	57.10	4.92	53.90	4.50	51.00	3.77	49.90	3.63	47.70	3.63	45.40	3.33	
	173.0	57.10	4.51	53.90	4.36	51.00	3.64	49.90	3.49	47.70	3.49	45.40	3.20	
	216.3	57.10	4.65	53.90	4.51	51.00	3.77	49.90	3.64	47.70	3.49	45.40	3.20	

7. Capacity Tables

Combi. (%)	Inlet Water Temp. (°C)	Water Flow Rate (LPM)	Indoor Air Temp. (°C, DB)											
			16.0		18.0		20.0		21.0		22.0		24.0	
			TC	PI	TC	PI	TC	PI	TC	PI	TC	PI	TC	PI
90	45	240.0	57.10	4.73	53.90	4.59	51.00	3.84	49.90	3.72	47.70	3.49	45.40	3.20
80	-5	69.2	20.40	6.12	19.10	5.88	18.10	5.64	17.80	5.45	17.70	5.19	17.40	4.78
		96.0	21.30	6.30	19.90	6.05	18.90	5.79	18.60	5.60	18.50	5.34	18.20	4.91
		173.0	23.80	6.80	22.30	6.52	21.10	6.24	20.90	6.03	20.80	5.76	20.40	5.29
		216.3	26.30	7.32	24.60	7.04	23.30	6.74	23.00	6.51	22.90	6.21	22.50	5.71
		240.0	27.70	7.60	25.90	7.32	24.50	7.01	24.10	6.77	24.00	6.46	23.60	5.94
	0	69.2	36.30	8.98	33.50	8.62	31.20	8.26	30.60	7.98	30.20	7.60	29.00	7.00
		96.0	36.60	9.01	33.80	8.65	31.40	8.29	30.80	8.01	30.40	7.63	29.20	7.03
		173.0	37.40	9.11	34.50	8.75	32.10	8.37	31.50	8.09	31.10	7.71	29.90	7.10
		216.3	38.00	9.11	35.00	8.75	32.60	8.37	32.00	8.09	31.60	7.71	30.40	7.10
		240.0	38.30	9.11	35.30	8.75	32.90	8.37	32.30	8.09	31.90	7.71	30.70	7.10
	5	69.2	50.30	9.76	47.40	9.40	45.30	8.97	44.40	8.67	42.50	8.27	40.30	7.61
		96.0	50.40	9.83	47.50	9.46	45.30	9.03	44.40	8.73	42.50	8.32	40.30	7.66
		173.0	50.80	10.03	47.90	9.62	45.40	9.22	44.40	8.90	42.50	8.48	40.30	7.82
		216.3	50.80	10.09	47.80	9.70	45.40	9.28	44.40	8.96	42.50	8.54	40.30	7.86
		240.0	50.80	10.12	47.70	9.74	45.40	9.31	44.40	8.99	42.50	8.57	40.30	7.88
	10	69.2	50.50	8.99	47.60	8.58	45.30	8.14	44.40	7.92	42.50	7.50	40.30	6.94
		96.0	50.60	8.97	47.70	8.56	45.30	8.15	44.40	7.93	42.50	7.51	40.30	6.95
		173.0	50.80	8.93	47.90	8.52	45.40	8.16	44.40	7.94	42.50	7.52	40.30	6.96
		216.3	50.80	8.90	47.80	8.55	45.40	8.19	44.40	7.89	42.50	7.47	40.30	6.92
		240.0	50.80	8.88	47.70	8.57	45.40	8.21	44.40	7.86	42.50	7.44	40.30	6.90
	15	69.2	50.80	8.21	47.80	7.77	45.40	7.30	44.40	7.16	42.50	6.73	40.30	6.29
		96.0	50.80	8.12	47.80	7.68	45.40	7.26	44.40	7.11	42.50	6.68	40.30	6.24
		173.0	50.80	7.85	47.80	7.41	45.40	7.13	44.40	6.98	42.50	6.54	40.30	6.10
		216.3	50.80	7.70	47.80	7.41	45.40	7.13	44.40	6.83	42.50	6.39	40.30	5.95
		240.0	50.80	7.62	47.80	7.41	45.40	7.13	44.40	6.75	42.50	6.31	40.30	5.87
	20	69.2	50.80	6.86	47.80	6.58	45.40	6.25	44.40	6.14	42.50	5.86	40.30	5.42
		96.0	50.80	6.82	47.80	6.53	45.40	6.25	44.40	6.09	42.50	5.81	40.30	5.37
		173.0	50.80	6.69	47.80	6.39	45.40	6.25	44.40	5.95	42.50	5.67	40.30	5.23
		216.3	50.80	6.54	47.80	6.25	45.40	6.10	44.40	5.95	42.50	5.52	40.30	5.23
		240.0	50.80	6.46	47.80	6.17	45.40	6.02	44.40	5.95	42.50	5.44	40.30	5.23
	25	69.2	50.80	6.14	47.80	5.71	45.40	5.38	44.40	5.27	42.50	4.98	40.30	4.68
		96.0	50.80	6.09	47.80	5.66	45.40	5.38	44.40	5.22	42.50	4.93	40.30	4.64
		173.0	50.80	5.95	47.80	5.52	45.40	5.38	44.40	5.08	42.50	4.80	40.30	4.51
		216.3	50.80	5.82	47.80	5.52	45.40	5.23	44.40	5.08	42.50	4.80	40.30	4.51
		240.0	50.80	5.75	47.80	5.52	45.40	5.15	44.40	5.08	42.50	4.80	40.30	4.51
	30	69.2	50.80	5.42	47.80	5.12	45.40	4.83	44.40	4.68	42.50	4.40	40.30	4.11
		96.0	50.80	5.37	47.80	5.08	45.40	4.78	44.40	4.64	42.50	4.35	40.30	4.06
		173.0	50.80	5.23	47.80	4.95	45.40	4.65	44.40	4.51	42.50	4.21	40.30	3.92
		216.3	50.80	5.23	47.80	4.95	45.40	4.65	44.40	4.51	42.50	4.21	40.30	3.92
		240.0	50.80	5.23	47.80	4.95	45.40	4.65	44.40	4.51	42.50	4.21	40.30	3.92
	35	69.2	50.80	4.98	47.80	4.68	45.40	4.24	44.40	4.07	42.50	3.96	40.30	3.64
		96.0	50.80	4.93	47.80	4.64	45.40	4.20	44.40	4.07	42.50	3.91	40.30	3.64
		173.0	50.80	4.80	47.80	4.51	45.40	4.07	44.40	4.07	42.50	3.77	40.30	3.64
		216.3	50.80	4.80	47.80	4.36	45.40	4.07	44.40	3.92	42.50	3.77	40.30	3.49
		240.0	50.80	4.80	47.80	4.28	45.40	4.07	44.40	3.84	42.50	3.77	40.30	3.41
	40	69.2	50.80	4.72	47.80	4.24	45.40	3.77	44.40	3.81	42.50	3.49	40.30	3.37
		96.0	50.80	4.63	47.80	4.20	45.40	3.77	44.40	3.77	42.50	3.49	40.30	3.33
		173.0	50.80	4.36	47.80	4.07	45.40	3.77	44.40	3.64	42.50	3.49	40.30	3.20
216.3		50.80	4.36	47.80	4.07	45.40	3.64	44.40	3.64	42.50	3.49	40.30	3.20	
240.0		50.80	4.36	47.80	4.07	45.40	3.57	44.40	3.64	42.50	3.49	40.30	3.20	
45	69.2	50.80	4.47	47.80	3.81	45.40	3.30	44.40	3.56	42.50	3.01	40.30	3.12	
	96.0	50.80	4.33	47.80	3.77	45.40	3.35	44.40	3.47	42.50	3.06	40.30	3.03	
	173.0	50.80	3.92	47.80	3.64	45.40	3.49	44.40	3.20	42.50	3.20	40.30	2.77	
	216.3	50.80	3.92	47.80	3.77	45.40	3.20	44.40	3.34	42.50	3.20	40.30	2.90	

7. Capacity Tables

Combi. (%)	Inlet Water Temp. (°C)	Water Flow Rate (LPM)	Indoor Air Temp. (°C, DB)											
			16.0		18.0		20.0		21.0		22.0		24.0	
			TC	PI	TC	PI	TC	PI	TC	PI	TC	PI	TC	PI
80	45	240.0	50.80	3.92	47.80	3.84	45.40	3.04	44.40	3.42	42.50	3.20	40.30	2.97
70	-5	69.2	17.70	5.25	16.70	5.00	15.80	4.84	15.60	4.56	15.50	4.40	15.30	4.00
		96.0	18.50	5.40	17.40	5.14	16.50	4.98	16.30	4.69	16.20	4.52	15.90	4.11
		173.0	20.80	5.82	19.50	5.55	18.40	5.37	18.20	5.05	18.10	4.87	17.80	4.44
		216.3	23.00	6.28	21.60	5.98	20.40	5.79	20.20	5.44	20.00	5.26	19.70	4.78
		240.0	24.20	6.53	22.70	6.22	21.50	6.02	21.30	5.65	21.00	5.47	20.70	4.97
	0	69.2	31.80	7.69	29.40	7.33	27.30	7.09	26.80	6.67	26.40	6.45	25.40	5.86
		96.0	32.00	7.72	29.60	7.36	27.50	7.12	27.00	6.70	26.60	6.47	25.60	5.88
		173.0	32.70	7.80	30.20	7.43	28.10	7.20	27.60	6.77	27.20	6.54	26.20	5.94
		216.3	33.20	7.80	30.70	7.43	28.50	7.20	28.00	6.77	27.60	6.54	26.60	5.94
		240.0	33.50	7.80	31.00	7.43	28.70	7.20	28.20	6.77	27.80	6.54	26.80	5.94
	5	69.2	43.90	8.38	41.60	7.97	39.60	7.72	38.80	7.27	37.00	7.01	35.30	6.37
		96.0	44.00	8.43	41.70	8.02	39.60	7.77	38.80	7.31	37.00	7.06	35.30	6.41
		173.0	44.40	8.58	42.00	8.18	39.70	7.92	38.80	7.44	37.00	7.20	35.30	6.54
		216.3	44.40	8.64	41.90	8.24	39.70	7.98	38.80	7.50	37.00	7.25	35.30	6.59
		240.0	44.40	8.67	41.80	8.27	39.70	8.01	38.80	7.53	37.00	7.28	35.30	6.62
	10	69.2	44.10	7.71	41.70	7.29	39.70	7.02	38.80	6.63	37.00	6.36	35.30	5.82
		96.0	44.20	7.69	41.80	7.27	39.70	7.00	38.80	6.63	37.00	6.36	35.30	5.82
		173.0	44.40	7.64	41.90	7.22	39.70	6.95	38.80	6.63	37.00	6.36	35.30	5.82
		216.3	44.40	7.67	41.90	7.25	39.70	6.98	38.80	6.66	37.00	6.31	35.30	5.83
		240.0	44.40	7.69	41.90	7.27	39.70	7.00	38.80	6.68	37.00	6.28	35.30	5.84
	15	69.2	44.40	7.05	41.90	6.61	39.70	6.33	38.80	5.99	37.00	5.71	35.30	5.27
		96.0	44.40	6.96	41.90	6.52	39.70	6.23	38.80	5.95	37.00	5.66	35.30	5.22
		173.0	44.40	6.69	41.90	6.25	39.70	5.95	38.80	5.82	37.00	5.52	35.30	5.08
		216.3	44.40	6.69	41.90	6.25	39.70	5.95	38.80	5.82	37.00	5.38	35.30	5.08
		240.0	44.40	6.69	41.90	6.25	39.70	5.95	38.80	5.82	37.00	5.30	35.30	5.08
	20	69.2	44.40	5.86	41.90	5.55	39.70	5.42	38.80	5.27	37.00	4.98	35.30	4.68
		96.0	44.40	5.81	41.90	5.51	39.70	5.37	38.80	5.22	37.00	4.93	35.30	4.64
		173.0	44.40	5.67	41.90	5.38	39.70	5.23	38.80	5.08	37.00	4.80	35.30	4.51
		216.3	44.40	5.67	41.90	5.38	39.70	5.23	38.80	4.95	37.00	4.80	35.30	4.36
		240.0	44.40	5.67	41.90	5.38	39.70	5.23	38.80	4.88	37.00	4.80	35.30	4.28
	25	69.2	44.40	5.27	41.90	4.98	39.70	4.68	38.80	4.55	37.00	4.21	35.30	3.92
		96.0	44.40	5.22	41.90	4.93	39.70	4.64	38.80	4.50	37.00	4.21	35.30	3.92
		173.0	44.40	5.08	41.90	4.80	39.70	4.51	38.80	4.36	37.00	4.21	35.30	3.92
		216.3	44.40	4.95	41.90	4.65	39.70	4.51	38.80	4.36	37.00	4.07	35.30	3.92
		240.0	44.40	4.88	41.90	4.57	39.70	4.51	38.80	4.36	37.00	3.99	35.30	3.92
	30	69.2	44.40	4.68	41.90	4.40	39.70	4.11	38.80	3.92	37.00	3.81	35.30	3.49
		96.0	44.40	4.64	41.90	4.35	39.70	4.06	38.80	3.92	37.00	3.77	35.30	3.49
		173.0	44.40	4.51	41.90	4.21	39.70	3.92	38.80	3.92	37.00	3.64	35.30	3.49
		216.3	44.40	4.51	41.90	4.21	39.70	3.92	38.80	3.77	37.00	3.64	35.30	3.49
		240.0	44.40	4.51	41.90	4.21	39.70	3.92	38.80	3.69	37.00	3.64	35.30	3.49
	35	69.2	44.40	4.24	41.90	3.96	39.70	3.64	38.80	3.68	37.00	3.34	35.30	3.24
		96.0	44.40	4.20	41.90	3.91	39.70	3.64	38.80	3.63	37.00	3.34	35.30	3.19
		173.0	44.40	4.07	41.90	3.77	39.70	3.64	38.80	3.49	37.00	3.34	35.30	3.05
		216.3	44.40	4.07	41.90	3.77	39.70	3.49	38.80	3.49	37.00	3.34	35.30	3.05
		240.0	44.40	4.07	41.90	3.77	39.70	3.41	38.80	3.49	37.00	3.34	35.30	3.05
	40	69.2	44.40	3.96	41.90	3.68	39.70	3.37	38.80	3.20	37.00	3.05	35.30	2.94
		96.0	44.40	3.91	41.90	3.63	39.70	3.33	38.80	3.20	37.00	3.05	35.30	2.90
		173.0	44.40	3.77	41.90	3.49	39.70	3.20	38.80	3.20	37.00	3.05	35.30	2.77
216.3		44.40	3.77	41.90	3.49	39.70	3.20	38.80	3.05	37.00	2.90	35.30	2.77	
240.0		44.40	3.77	41.90	3.49	39.70	3.20	38.80	2.97	37.00	2.82	35.30	2.77	
45	69.2	44.40	3.68	41.90	3.37	39.70	3.12	38.80	2.73	37.00	2.77	35.30	2.65	
	96.0	44.40	3.63	41.90	3.33	39.70	3.03	38.80	2.77	37.00	2.77	35.30	2.60	
	173.0	44.40	3.49	41.90	3.20	39.70	2.77	38.80	2.90	37.00	2.77	35.30	2.47	
	216.3	44.40	3.49	41.90	3.20	39.70	2.90	38.80	2.62	37.00	2.47	35.30	2.47	

7. Capacity Tables

Combi. (%)	Inlet Water Temp. (°C)	Water Flow Rate (LPM)	Indoor Air Temp. (°C, DB)											
			16.0		18.0		20.0		21.0		22.0		24.0	
			TC	PI	TC	PI	TC	PI	TC	PI	TC	PI	TC	PI
70	45	240.0	44.40	3.49	41.90	3.20	39.70	2.97	38.80	2.47	37.00	2.31	35.30	2.47
60	-5	69.2	15.20	4.27	14.30	4.10	13.50	3.94	13.40	3.66	13.30	3.60	13.00	3.22
		96.0	15.90	4.39	14.90	4.22	14.10	4.05	14.00	3.76	13.90	3.70	13.60	3.31
		173.0	17.90	4.74	16.70	4.56	15.80	4.38	15.70	4.06	15.60	4.00	15.30	3.58
		216.3	19.70	5.10	18.50	4.92	17.50	4.72	17.30	4.39	17.20	4.31	16.90	3.85
		240.0	20.70	5.30	19.50	5.12	18.40	4.91	18.20	4.57	18.10	4.48	17.80	4.00
	0	69.2	27.30	6.25	25.10	6.03	23.40	5.77	23.00	5.37	22.70	5.29	21.80	4.72
		96.0	27.50	6.27	25.30	6.05	23.60	5.79	23.20	5.39	22.90	5.31	22.00	4.74
		173.0	28.10	6.34	25.80	6.10	24.20	5.86	23.60	5.44	23.30	5.37	22.40	4.78
		216.3	28.50	6.34	26.30	6.10	24.50	5.86	24.00	5.44	23.70	5.37	22.80	4.78
		240.0	28.70	6.34	26.60	6.10	24.70	5.86	24.20	5.44	23.90	5.37	23.00	4.78
	5	69.2	37.70	6.81	35.50	6.55	34.10	6.28	33.20	5.85	31.80	5.76	30.30	5.13
		96.0	37.80	6.85	35.60	6.59	34.10	6.32	33.20	5.89	31.80	5.80	30.30	5.16
		173.0	38.10	6.98	35.90	6.72	34.10	6.45	33.20	6.00	31.80	5.91	30.30	5.26
		216.3	38.10	7.04	35.80	6.77	34.10	6.49	33.20	6.04	31.80	5.94	30.30	5.31
		240.0	38.10	7.07	35.70	6.80	34.10	6.51	33.20	6.06	31.80	5.96	30.30	5.34
	10	69.2	37.90	6.25	35.70	5.98	34.10	5.70	33.20	5.32	31.80	5.22	30.30	4.68
		96.0	38.00	6.25	35.80	5.98	34.10	5.70	33.20	5.34	31.80	5.21	30.30	4.70
		173.0	38.10	6.25	35.90	5.98	34.10	5.70	33.20	5.40	31.80	5.20	30.30	4.74
		216.3	38.10	6.27	35.80	5.92	34.10	5.64	33.20	5.34	31.80	5.16	30.30	4.69
		240.0	38.10	6.28	35.70	5.89	34.10	5.61	33.20	5.31	31.80	5.14	30.30	4.66
	15	69.2	38.10	5.71	35.80	5.42	34.10	5.12	33.20	4.80	31.80	4.68	30.30	4.21
		96.0	38.10	5.66	35.80	5.37	34.10	5.08	33.20	4.80	31.80	4.64	30.30	4.21
		173.0	38.10	5.52	35.80	5.23	34.10	4.95	33.20	4.80	31.80	4.51	30.30	4.21
		216.3	38.10	5.52	35.80	5.08	34.10	4.80	33.20	4.65	31.80	4.36	30.30	4.07
		240.0	38.10	5.52	35.80	5.00	34.10	4.72	33.20	4.57	31.80	4.28	30.30	3.99
	20	69.2	38.10	4.98	35.80	4.68	34.10	4.40	33.20	4.24	31.80	4.11	30.30	3.81
		96.0	38.10	4.93	35.80	4.64	34.10	4.35	33.20	4.20	31.80	4.06	30.30	3.77
		173.0	38.10	4.80	35.80	4.51	34.10	4.21	33.20	4.07	31.80	3.92	30.30	3.64
		216.3	38.10	4.80	35.80	4.51	34.10	4.21	33.20	4.07	31.80	3.92	30.30	3.64
		240.0	38.10	4.80	35.80	4.51	34.10	4.21	33.20	4.07	31.80	3.92	30.30	3.64
	25	69.2	38.10	4.40	35.80	4.11	34.10	3.77	33.20	3.81	31.80	3.49	30.30	3.37
		96.0	38.10	4.35	35.80	4.06	34.10	3.77	33.20	3.77	31.80	3.49	30.30	3.33
		173.0	38.10	4.21	35.80	3.92	34.10	3.77	33.20	3.64	31.80	3.49	30.30	3.20
		216.3	38.10	4.21	35.80	3.92	34.10	3.64	33.20	3.64	31.80	3.49	30.30	3.20
		240.0	38.10	4.21	35.80	3.92	34.10	3.57	33.20	3.64	31.80	3.49	30.30	3.20
	30	69.2	38.10	3.96	35.80	3.68	34.10	3.53	33.20	3.37	31.80	3.24	30.30	3.09
		96.0	38.10	3.91	35.80	3.63	34.10	3.48	33.20	3.33	31.80	3.19	30.30	3.04
		173.0	38.10	3.77	35.80	3.49	34.10	3.34	33.20	3.20	31.80	3.05	30.30	2.90
		216.3	38.10	3.77	35.80	3.49	34.10	3.34	33.20	3.20	31.80	3.05	30.30	2.90
		240.0	38.10	3.77	35.80	3.49	34.10	3.34	33.20	3.20	31.80	3.05	30.30	2.90
	35	69.2	38.10	3.49	35.80	3.37	34.10	3.05	33.20	3.09	31.80	2.94	30.30	2.80
		96.0	38.10	3.49	35.80	3.33	34.10	3.05	33.20	3.04	31.80	2.90	30.30	2.75
		173.0	38.10	3.49	35.80	3.20	34.10	3.05	33.20	2.90	31.80	2.77	30.30	2.62
		216.3	38.10	3.49	35.80	3.20	34.10	2.90	33.20	2.90	31.80	2.77	30.30	2.62
		240.0	38.10	3.49	35.80	3.20	34.10	2.82	33.20	2.90	31.80	2.77	30.30	2.62
	40	69.2	38.10	3.20	35.80	3.09	34.10	2.77	33.20	2.80	31.80	2.65	30.30	2.47
		96.0	38.10	3.20	35.80	3.04	34.10	2.77	33.20	2.75	31.80	2.60	30.30	2.47
		173.0	38.10	3.20	35.80	2.90	34.10	2.77	33.20	2.62	31.80	2.47	30.30	2.47
216.3		38.10	3.20	35.80	2.90	34.10	2.77	33.20	2.62	31.80	2.47	30.30	2.47	
240.0		38.10	3.20	35.80	2.90	34.10	2.77	33.20	2.62	31.80	2.47	30.30	2.47	
45	69.2	38.10	2.90	35.80	2.80	34.10	2.47	33.20	2.50	31.80	2.37	30.30	2.14	
	96.0	38.10	2.90	35.80	2.75	34.10	2.47	33.20	2.46	31.80	2.32	30.30	2.19	
	173.0	38.10	2.90	35.80	2.62	34.10	2.47	33.20	2.33	31.80	2.18	30.30	2.33	
	216.3	38.10	2.90	35.80	2.62	34.10	2.62	33.20	2.33	31.80	2.18	30.30	2.33	

7. Capacity Tables

Combi. (%)	Inlet Water Temp. (°C)	Water Flow Rate (LPM)	Indoor Air Temp. (°C, DB)											
			16.0		18.0		20.0		21.0		22.0		24.0	
			TC	PI	TC	PI	TC	PI	TC	PI	TC	PI	TC	PI
60	45	240.0	38.10	2.90	35.80	2.62	34.10	2.70	33.20	2.33	31.80	2.18	30.30	2.33
	-5	69.2	12.70	3.40	11.90	3.22	11.30	3.05	11.10	2.88	11.10	2.71	10.90	2.56
		96.0	13.20	3.49	12.40	3.31	11.80	3.13	11.60	2.96	11.60	2.79	11.40	2.63
		173.0	14.80	3.76	13.90	3.58	13.20	3.37	13.00	3.20	13.00	3.01	12.70	2.83
		216.3	16.40	4.06	15.40	3.85	14.60	3.64	14.40	3.46	14.30	3.23	14.10	3.05
		240.0	17.30	4.22	16.20	4.00	15.40	3.79	15.20	3.60	15.00	3.35	14.90	3.17
	0	69.2	22.70	4.98	21.00	4.72	19.50	4.45	19.10	4.22	18.80	3.97	18.10	3.75
		96.0	22.90	5.00	21.20	4.74	19.70	4.47	19.30	4.24	19.00	3.99	18.30	3.76
		173.0	23.30	5.04	21.60	4.78	20.10	4.53	19.70	4.30	19.40	4.03	18.70	3.80
		216.3	23.70	5.04	21.90	4.78	20.40	4.53	20.00	4.30	19.70	4.03	19.00	3.80
240.0		23.90	5.04	22.10	4.78	20.60	4.53	20.20	4.30	19.90	4.03	19.20	3.80	
5	69.2	31.30	5.42	29.70	5.13	28.30	4.84	27.60	4.61	26.40	4.33	25.20	4.07	
	96.0	31.40	5.45	29.80	5.16	28.30	4.88	27.60	4.64	26.40	4.35	25.20	4.10	
	173.0	31.60	5.55	30.00	5.26	28.40	4.98	27.60	4.72	26.40	4.42	25.20	4.18	
	216.3	31.60	5.59	29.90	5.31	28.40	5.01	27.60	4.75	26.40	4.47	25.20	4.21	
	240.0	31.60	5.61	29.80	5.34	28.40	5.03	27.60	4.77	26.40	4.50	25.20	4.23	
10	69.2	31.50	4.98	29.80	4.69	28.30	4.41	27.60	4.22	26.40	3.90	25.20	3.72	
	96.0	31.50	4.97	29.90	4.69	28.30	4.40	27.60	4.21	26.40	3.91	25.20	3.71	
	173.0	31.60	4.95	30.00	4.68	28.40	4.38	27.60	4.18	26.40	3.95	25.20	3.68	
	216.3	31.60	4.98	29.90	4.69	28.40	4.39	27.60	4.19	26.40	3.89	25.20	3.70	
	240.0	31.60	5.00	29.80	4.70	28.40	4.40	27.60	4.20	26.40	3.86	25.20	3.71	
15	69.2	31.60	4.55	29.90	4.24	28.40	3.96	27.60	3.81	26.40	3.49	25.20	3.37	
	96.0	31.60	4.50	29.90	4.20	28.40	3.91	27.60	3.77	26.40	3.49	25.20	3.33	
	173.0	31.60	4.36	29.90	4.07	28.40	3.77	27.60	3.64	26.40	3.49	25.20	3.20	
	216.3	31.60	4.36	29.90	4.07	28.40	3.77	27.60	3.64	26.40	3.34	25.20	3.20	
	240.0	31.60	4.36	29.90	4.07	28.40	3.77	27.60	3.64	26.40	3.26	25.20	3.20	
50	20	69.2	31.60	3.96	29.90	3.68	28.40	3.53	27.60	3.37	26.40	3.24	25.20	2.90
		96.0	31.60	3.91	29.90	3.63	28.40	3.48	27.60	3.33	26.40	3.19	25.20	2.90
		173.0	31.60	3.77	29.90	3.49	28.40	3.34	27.60	3.20	26.40	3.05	25.20	2.90
		216.3	31.60	3.77	29.90	3.49	28.40	3.34	27.60	3.20	26.40	3.05	25.20	2.90
		240.0	31.60	3.77	29.90	3.49	28.40	3.34	27.60	3.20	26.40	3.05	25.20	2.90
	25	69.2	31.60	3.53	29.90	3.20	28.40	3.09	27.60	2.90	26.40	2.77	25.20	2.62
		96.0	31.60	3.48	29.90	3.20	28.40	3.04	27.60	2.90	26.40	2.77	25.20	2.62
		173.0	31.60	3.34	29.90	3.20	28.40	2.90	27.60	2.90	26.40	2.77	25.20	2.62
		216.3	31.60	3.34	29.90	3.20	28.40	2.90	27.60	2.90	26.40	2.77	25.20	2.62
		240.0	31.60	3.34	29.90	3.20	28.40	2.90	27.60	2.90	26.40	2.77	25.20	2.62
30	69.2	31.60	3.24	29.90	2.94	28.40	2.80	27.60	2.62	26.40	2.65	25.20	2.50	
	96.0	31.60	3.19	29.90	2.90	28.40	2.75	27.60	2.62	26.40	2.60	25.20	2.46	
	173.0	31.60	3.05	29.90	2.77	28.40	2.62	27.60	2.62	26.40	2.47	25.20	2.33	
	216.3	31.60	3.05	29.90	2.77	28.40	2.62	27.60	2.62	26.40	2.47	25.20	2.33	
	240.0	31.60	3.05	29.90	2.77	28.40	2.62	27.60	2.62	26.40	2.47	25.20	2.33	
35	69.2	31.60	2.94	29.90	2.62	28.40	2.47	27.60	2.50	26.40	2.33	25.20	2.18	
	96.0	31.60	2.90	29.90	2.62	28.40	2.47	27.60	2.46	26.40	2.33	25.20	2.18	
	173.0	31.60	2.77	29.90	2.62	28.40	2.47	27.60	2.33	26.40	2.33	25.20	2.18	
	216.3	31.60	2.77	29.90	2.62	28.40	2.47	27.60	2.33	26.40	2.33	25.20	2.18	
	240.0	31.60	2.77	29.90	2.62	28.40	2.47	27.60	2.33	26.40	2.33	25.20	2.18	
40	69.2	31.60	2.65	29.90	2.50	28.40	2.37	27.60	2.18	26.40	2.22	25.20	2.03	
	96.0	31.60	2.60	29.90	2.46	28.40	2.32	27.60	2.18	26.40	2.17	25.20	2.03	
	173.0	31.60	2.47	29.90	2.33	28.40	2.18	27.60	2.18	26.40	2.03	25.20	2.03	
	216.3	31.60	2.47	29.90	2.33	28.40	2.18	27.60	2.18	26.40	2.03	25.20	2.03	
	240.0	31.60	2.47	29.90	2.33	28.40	2.18	27.60	2.18	26.40	2.03	25.20	2.03	
45	69.2	31.60	2.37	29.90	2.41	28.40	2.25	27.60	1.86	26.40	2.10	25.20	1.89	
	96.0	31.60	2.32	29.90	2.31	28.40	2.16	27.60	1.90	26.40	2.01	25.20	1.89	
	173.0	31.60	2.18	29.90	2.03	28.40	1.89	27.60	2.03	26.40	1.74	25.20	1.89	
	216.3	31.60	2.18	29.90	2.03	28.40	1.89	27.60	2.03	26.40	1.74	25.20	1.89	

7. Capacity Tables

Combi. (%)	Inlet Water Temp. (°C)	Water Flow Rate (LPM)	Indoor Air Temp. (°C, DB)											
			16.0		18.0		20.0		21.0		22.0		24.0	
			TC	PI	TC	PI	TC	PI	TC	PI	TC	PI	TC	PI
50	45	240.0	31.60	2.18	29.90	2.03	28.40	1.89	27.60	2.03	26.40	1.74	25.20	1.89

Note

- TC: Total Capacity(kW), PI : Power Input(kW)
- Capacity tables show the average value of conditions which may occur.
- The minimum flow rate of the product is based on 50% of the rated flow rate or the value indicated in the specification table, whichever is greater.
However, when the 'Variable Water Flow Valve Control KIT' is applied, the minimum flow rate is allowed to 40% (gray colored area) of the rated flow rate.
- If the flow rate is less than minimum flow rate and the indoor unit combination ratio exceeds 130%, ask to LG Electronics even if the 'Variable Water Flow Valve Control KIT' is applied.

7. Capacity Tables

CRWM200LAS5

Combi. (%)	Inlet Water Temp. (°C)	Water Flow Rate (LPM)	Indoor Air Temp. (°C, DB)											
			16.0		18.0		20.0		21.0		22.0		24.0	
			TC	PI	TC	PI	TC	PI	TC	PI	TC	PI	TC	PI
130	-5	76.8	29.80	11.57	29.60	10.90	29.40	10.14	29.00	9.84	29.40	9.59	28.50	8.60
		96.0	30.70	11.74	30.40	11.08	30.20	10.32	29.80	10.02	30.20	9.76	29.30	8.76
		192.0	34.90	12.57	34.60	11.95	34.40	11.24	33.90	10.92	34.30	10.61	33.50	9.53
		211.2	38.60	13.37	38.20	12.76	38.00	12.12	37.50	11.79	38.00	11.45	37.00	10.27
		240.0	44.20	14.57	43.60	13.98	43.40	13.44	42.90	13.10	43.60	12.71	42.30	11.38
	0	76.8	53.20	15.83	52.00	15.36	50.90	14.86	49.80	14.44	50.00	14.04	47.70	12.57
		96.0	53.50	15.87	52.30	15.39	51.20	14.90	50.10	14.48	50.30	14.07	48.00	12.60
		192.0	54.90	16.04	53.50	15.55	52.40	15.07	51.30	14.65	51.50	14.23	49.20	12.76
		211.2	55.70	16.04	54.30	15.55	53.20	15.07	52.00	14.65	52.20	14.23	49.90	12.76
		240.0	56.90	16.04	55.50	15.55	54.40	15.07	53.10	14.65	53.30	14.23	51.00	12.76
	5	76.8	76.70	17.01	75.50	16.59	73.90	16.17	72.10	15.71	70.10	15.28	66.30	13.68
		96.0	76.90	17.07	75.60	16.66	73.90	16.24	72.10	15.78	70.10	15.34	66.30	13.74
		192.0	78.00	17.39	76.20	16.98	74.00	16.58	72.10	16.12	70.10	15.66	66.30	14.04
		211.2	78.50	17.51	76.40	17.09	74.00	16.69	72.10	16.23	70.10	15.77	66.30	14.14
		240.0	79.30	17.69	76.70	17.26	74.00	16.86	72.10	16.40	70.10	15.94	66.30	14.29
	10	76.8	76.80	15.48	75.50	14.96	73.70	14.68	71.80	14.35	69.90	13.86	66.00	12.51
		96.0	77.20	15.46	75.80	14.97	74.00	14.70	72.10	14.35	70.10	13.85	66.20	12.50
		192.0	79.10	15.34	77.30	15.03	75.20	14.82	73.30	14.33	71.20	13.81	67.30	12.46
		211.2	79.50	15.55	77.80	15.24	75.70	14.88	73.60	14.38	71.70	14.04	67.70	13.05
		240.0	80.10	15.87	78.60	15.56	76.50	14.97	74.10	14.46	72.50	14.39	68.30	13.94
	15	76.8	76.90	13.95	75.60	13.36	73.40	13.21	71.50	12.99	69.60	12.44	65.70	11.34
		96.0	77.40	13.84	76.10	13.31	73.90	13.19	72.00	12.91	70.10	12.36	66.20	11.26
		192.0	80.10	13.26	78.40	13.07	76.40	13.07	74.40	12.52	72.30	11.96	68.40	10.86
		211.2	80.50	13.58	79.20	13.37	77.30	13.07	75.20	12.52	73.30	12.31	69.20	11.96
		240.0	81.10	14.06	80.40	13.82	78.70	13.07	76.40	12.52	74.80	12.84	70.40	13.61
	20	76.8	79.80	12.80	78.40	12.20	76.30	11.94	74.20	11.55	72.00	11.30	67.80	10.95
		96.0	80.30	12.73	78.90	12.19	76.80	11.93	74.70	11.59	72.50	11.36	68.30	10.88
		192.0	83.00	12.35	81.50	12.16	79.20	11.89	77.10	11.79	75.20	11.68	70.90	10.50
		211.2	83.30	12.35	82.10	12.16	80.20	11.96	77.90	11.79	75.80	11.68	71.50	11.16
		240.0	83.80	12.35	83.00	12.16	81.70	12.07	79.10	11.79	76.70	11.68	72.40	12.15
	25	76.8	84.30	12.20	82.10	11.85	80.20	11.65	78.60	11.46	76.90	11.29	72.50	10.55
		96.0	84.30	12.16	82.10	11.83	80.20	11.61	78.60	11.42	76.90	11.25	72.50	10.51
		192.0	84.30	11.96	82.10	11.75	80.20	11.41	78.60	11.24	76.90	11.05	72.50	10.31
		211.2	84.30	11.79	82.10	11.45	80.20	11.24	78.60	11.05	76.90	10.86	72.50	10.14
		240.0	84.30	11.54	82.10	11.00	80.20	10.99	78.60	10.77	76.90	10.58	72.50	9.89
	30	76.8	84.30	11.89	82.10	11.30	80.20	11.19	78.60	10.90	76.90	10.78	72.50	10.04
		96.0	84.30	11.81	82.10	11.28	80.20	11.14	78.60	10.87	76.90	10.70	72.50	9.96
		192.0	84.30	11.41	82.10	11.20	80.20	10.86	78.60	10.69	76.90	10.31	72.50	9.58
		211.2	84.30	11.24	82.10	10.90	80.20	10.69	78.60	10.50	76.90	10.31	72.50	9.58
		240.0	84.30	10.99	82.10	10.45	80.20	10.44	78.60	10.22	76.90	10.31	72.50	9.58
	35	76.8	84.30	11.34	82.10	10.96	80.20	10.74	78.60	10.35	76.90	9.99	72.50	9.29
		96.0	84.30	11.26	82.10	10.91	80.20	10.70	78.60	10.32	76.90	9.95	72.50	9.22
		192.0	84.30	10.86	82.10	10.65	80.20	10.50	78.60	10.14	76.90	9.75	72.50	8.84
		211.2	84.30	10.86	82.10	10.54	80.20	10.31	78.60	9.95	76.90	9.58	72.50	8.84
		240.0	84.30	10.86	82.10	10.38	80.20	10.03	78.60	9.67	76.90	9.33	72.50	8.84
	40	76.8	84.30	10.95	82.10	10.60	80.20	10.40	78.60	10.04	76.90	9.68	72.50	8.74
		96.0	84.30	10.88	82.10	10.55	80.20	10.33	78.60	9.96	76.90	9.60	72.50	8.67
		192.0	84.30	10.50	82.10	10.27	80.20	9.95	78.60	9.58	76.90	9.20	72.50	8.29
		211.2	84.30	10.31	82.10	10.10	80.20	9.95	78.60	9.58	76.90	9.20	72.50	8.29
		240.0	84.30	10.03	82.10	9.85	80.20	9.95	78.60	9.58	76.90	9.20	72.50	8.29
	45	76.8	84.30	10.59	82.10	10.24	80.20	10.08	78.60	9.72	76.90	9.34	72.50	8.19
		96.0	84.30	10.52	82.10	10.19	80.20	9.97	78.60	9.61	76.90	9.23	72.50	8.12
		192.0	84.30	10.14	82.10	9.91	80.20	9.39	78.60	9.03	76.90	8.65	72.50	7.74
		211.2	84.30	9.75	82.10	9.66	80.20	9.58	78.60	9.20	76.90	8.84	72.50	7.74

7. Capacity Tables

Combi. (%)	Inlet Water Temp. (°C)	Water Flow Rate (LPM)	Indoor Air Temp. (°C, DB)											
			16.0		18.0		20.0		21.0		22.0		24.0	
			TC	PI	TC	PI	TC	PI	TC	PI	TC	PI	TC	PI
130	45	240.0	84.30	9.17	82.10	9.29	80.20	9.87	78.60	9.46	76.90	9.13	72.50	7.74
120	-5	76.8	28.30	11.57	28.10	10.90	27.90	10.14	27.60	9.71	27.80	9.43	27.10	8.44
		96.0	29.10	11.74	28.90	11.08	28.70	10.32	28.40	9.89	28.60	9.60	27.90	8.60
		192.0	33.20	12.57	32.90	11.95	32.70	11.24	32.30	10.76	32.60	10.46	31.70	9.37
		211.2	36.60	13.37	36.30	12.76	36.10	12.12	35.70	11.62	36.00	11.28	35.00	10.10
		240.0	41.70	14.57	41.40	13.98	41.20	13.44	40.80	12.91	41.10	12.51	40.00	11.20
	0	76.8	50.60	15.83	49.40	15.36	48.30	14.86	47.40	14.23	47.40	13.83	45.20	12.36
		96.0	50.90	15.87	49.70	15.39	48.60	14.90	47.60	14.27	47.60	13.86	45.40	12.39
		192.0	52.10	16.04	50.90	15.55	49.80	15.07	48.80	14.44	48.80	14.02	46.60	12.56
		211.2	52.90	16.04	51.70	15.55	50.60	15.07	49.50	14.44	49.50	14.02	47.30	12.56
		240.0	54.10	16.04	52.90	15.55	51.80	15.07	50.60	14.44	50.60	14.02	48.40	12.56
	5	76.8	73.00	17.01	71.90	16.59	70.30	16.17	68.60	15.48	66.50	15.05	62.80	13.48
		96.0	73.20	17.07	72.00	16.66	70.30	16.24	68.60	15.55	66.50	15.11	62.80	13.54
		192.0	74.30	17.39	72.60	16.98	70.30	16.58	68.60	15.89	66.50	15.43	62.80	13.81
		211.2	74.70	17.51	72.10	17.09	70.30	16.69	68.60	16.00	66.50	15.55	62.80	13.91
		240.0	75.30	17.69	71.40	17.26	70.30	16.86	68.60	16.17	66.50	15.73	62.80	14.06
	10	76.8	73.30	15.28	71.90	14.86	70.10	14.56	68.40	14.12	66.30	13.65	62.70	12.27
		96.0	73.60	15.33	72.20	14.91	70.30	14.60	68.60	14.14	66.50	13.64	62.80	12.28
		192.0	75.00	15.55	73.40	15.15	71.10	14.82	69.40	14.21	67.20	13.60	63.50	12.35
		211.2	75.40	15.49	73.10	15.15	71.40	14.88	69.70	14.27	67.50	13.66	63.80	12.76
		240.0	76.00	15.40	72.70	15.15	71.90	14.97	70.20	14.36	68.00	13.75	64.30	13.38
	15	76.8	73.50	13.56	72.00	13.15	69.90	12.95	68.20	12.76	66.10	12.25	62.50	11.10
		96.0	73.90	13.58	72.40	13.18	70.20	12.97	68.50	12.72	66.40	12.17	62.80	11.06
		192.0	75.60	13.70	74.20	13.30	71.90	13.07	70.10	12.52	67.80	11.79	64.20	10.86
		211.2	76.00	13.49	74.10	13.18	72.50	13.07	70.70	12.52	68.40	11.79	64.80	11.60
		240.0	76.60	13.18	74.00	13.00	73.40	13.07	71.60	12.52	69.30	11.79	65.70	12.71
	20	76.8	75.50	12.19	74.10	11.67	71.90	11.36	69.90	11.20	67.60	11.06	64.00	10.50
		96.0	75.90	12.19	74.50	11.71	72.20	11.40	70.30	11.24	68.00	11.05	64.30	10.47
		192.0	77.90	12.19	76.30	11.89	73.80	11.60	72.10	11.41	69.70	11.01	65.90	10.31
		211.2	78.30	12.08	76.20	11.79	74.40	11.60	72.50	11.41	70.10	11.05	66.30	10.69
		240.0	78.90	11.92	76.10	11.64	75.30	11.60	73.10	11.41	70.70	11.11	66.90	11.26
	25	76.8	79.20	11.53	76.90	10.99	74.40	10.78	72.80	10.55	70.90	10.35	67.00	9.63
		96.0	79.20	11.50	76.90	10.98	74.40	10.77	72.80	10.51	70.90	10.32	67.00	9.59
		192.0	79.40	11.32	76.90	10.90	74.40	10.69	72.80	10.31	70.90	10.14	67.00	9.39
		211.2	79.60	10.90	76.90	10.61	74.40	10.50	72.80	10.31	70.90	9.95	67.00	9.39
		240.0	79.90	10.27	76.90	10.18	74.40	10.22	72.80	10.31	70.90	9.67	67.00	9.39
	30	76.8	79.60	11.03	76.90	10.48	74.40	10.18	72.80	9.80	70.90	9.68	67.00	8.89
		96.0	79.60	10.95	76.90	10.43	74.40	10.14	72.80	9.76	70.90	9.60	67.00	8.85
		192.0	79.60	10.57	76.90	10.17	74.40	9.95	72.80	9.58	70.90	9.20	67.00	8.65
		211.2	79.60	10.23	76.90	9.95	74.40	9.75	72.80	9.58	70.90	9.20	67.00	8.48
		240.0	79.60	9.72	76.90	9.62	74.40	9.45	72.80	9.58	70.90	9.20	67.00	8.23
	35	76.8	79.60	10.53	76.90	9.96	74.40	9.68	72.80	9.29	70.90	8.93	67.00	8.14
		96.0	79.60	10.41	76.90	9.89	74.40	9.60	72.80	9.22	70.90	8.86	67.00	8.11
		192.0	79.60	9.79	76.90	9.51	74.40	9.20	72.80	8.84	70.90	8.48	67.00	7.93
		211.2	79.60	9.68	76.90	9.43	74.40	9.20	72.80	8.84	70.90	8.48	67.00	7.74
		240.0	79.60	9.52	76.90	9.31	74.40	9.20	72.80	8.84	70.90	8.48	67.00	7.46
	40	76.8	79.60	10.22	76.90	9.50	74.40	9.13	72.80	8.74	70.90	8.38	67.00	7.59
		96.0	79.60	10.06	76.90	9.41	74.40	9.05	72.80	8.67	70.90	8.31	67.00	7.55
		192.0	79.60	9.24	76.90	8.95	74.40	8.65	72.80	8.29	70.90	7.93	67.00	7.37
211.2		79.60	9.13	76.90	8.84	74.40	8.65	72.80	8.29	70.90	7.93	67.00	7.18	
240.0		79.60	8.97	76.90	8.68	74.40	8.65	72.80	8.29	70.90	7.93	67.00	6.90	
45	76.8	79.60	9.90	76.90	9.05	74.40	8.57	72.80	8.19	70.90	7.83	67.00	7.04	
	96.0	79.60	9.70	76.90	8.94	74.40	8.49	72.80	8.12	70.90	7.75	67.00	7.00	
	192.0	79.60	8.69	76.90	8.40	74.40	8.10	72.80	7.74	70.90	7.37	67.00	6.82	
	211.2	79.60	8.57	76.90	8.25	74.40	8.10	72.80	7.74	70.90	7.37	67.00	6.63	

7. Capacity Tables

Combi. (%)	Inlet Water Temp. (°C)	Water Flow Rate (LPM)	Indoor Air Temp. (°C, DB)											
			16.0		18.0		20.0		21.0		22.0		24.0	
			TC	PI	TC	PI	TC	PI	TC	PI	TC	PI	TC	PI
120	45	240.0	79.60	8.39	76.90	8.03	74.40	8.10	72.80	7.74	70.90	7.37	67.00	6.35
110	-5	76.8	26.80	11.72	26.60	10.90	26.50	10.14	26.20	9.71	26.20	9.43	25.70	8.44
		96.0	27.60	11.89	27.40	11.08	27.30	10.32	27.00	9.89	27.00	9.60	26.40	8.60
		192.0	31.40	12.73	31.20	11.95	31.00	11.24	30.70	10.76	30.70	10.46	30.10	9.37
		211.2	34.60	13.55	34.40	12.76	34.20	12.12	33.90	11.62	33.90	11.28	33.20	10.10
		240.0	39.40	14.78	39.20	13.98	39.00	13.44	38.70	12.91	38.70	12.51	37.90	11.20
	0	76.8	47.90	16.04	46.80	15.36	45.90	14.86	45.00	14.23	44.60	13.83	42.90	12.36
		96.0	48.10	16.07	47.00	15.39	46.10	14.90	45.20	14.27	44.80	13.86	43.10	12.39
		192.0	49.30	16.23	48.20	15.55	47.20	15.07	46.30	14.44	45.90	14.02	44.10	12.56
		211.2	50.00	16.23	49.00	15.55	47.90	15.07	47.00	14.44	46.60	14.02	44.80	12.56
		240.0	51.10	16.23	50.20	15.55	49.00	15.07	48.10	14.44	47.70	14.02	45.90	12.56
	5	76.8	69.90	17.24	68.20	16.59	66.60	16.17	65.10	15.48	62.60	15.05	59.50	13.48
		96.0	70.10	17.30	68.30	16.66	66.60	16.24	65.10	15.55	62.60	15.11	59.50	13.54
		192.0	71.00	17.62	68.90	16.98	66.70	16.58	65.10	15.89	62.60	15.43	59.50	13.81
		211.2	71.40	17.74	69.00	17.09	66.70	16.69	65.10	16.00	62.60	15.55	59.50	13.91
		240.0	72.00	17.92	69.20	17.26	66.70	16.86	65.10	16.17	62.60	15.73	59.50	14.06
	10	76.8	70.10	15.46	68.40	14.93	66.50	14.61	65.00	14.12	62.50	13.65	59.50	12.27
		96.0	70.30	15.48	68.60	14.97	66.60	14.65	65.10	14.14	62.60	13.64	59.60	12.28
		192.0	71.40	15.60	69.30	15.15	67.00	14.82	65.50	14.21	63.00	13.60	59.80	12.35
		211.2	71.80	15.60	69.60	15.15	67.30	14.78	65.60	14.17	63.10	13.66	60.00	12.48
		240.0	72.40	15.60	70.10	15.15	67.80	14.72	65.80	14.11	63.30	13.75	60.30	12.68
	15	76.8	70.30	13.68	68.50	13.30	66.50	13.07	64.90	12.76	62.40	12.25	59.40	11.10
		96.0	70.60	13.66	68.70	13.30	66.70	13.07	65.10	12.72	62.60	12.17	59.50	11.06
		192.0	71.80	13.58	69.70	13.30	67.50	13.07	65.90	12.52	63.40	11.79	60.10	10.86
		211.2	72.20	13.49	70.10	13.18	67.80	12.90	66.10	12.35	63.60	11.79	60.50	11.05
		240.0	72.80	13.36	70.70	13.00	68.30	12.65	66.40	12.10	63.90	11.79	61.10	11.34
	20	76.8	71.60	11.81	69.70	11.53	67.40	11.24	65.60	11.05	63.20	10.74	59.90	10.04
		96.0	71.90	11.83	69.90	11.53	67.60	11.24	65.80	11.05	63.40	10.70	60.10	10.03
		192.0	73.50	11.93	70.90	11.53	68.40	11.24	66.90	11.05	64.20	10.50	61.10	9.95
		211.2	74.00	11.93	71.40	11.53	68.80	11.24	67.00	10.86	64.50	10.50	61.20	9.95
		240.0	74.80	11.93	72.20	11.53	69.40	11.24	67.20	10.58	65.00	10.50	61.40	9.95
	25	76.8	73.90	10.75	71.70	10.35	68.80	10.18	67.30	9.80	64.90	9.44	61.50	8.65
		96.0	74.00	10.73	71.70	10.32	68.80	10.14	67.30	9.76	64.90	9.40	61.50	8.65
		192.0	74.60	10.65	71.70	10.14	68.80	9.95	67.30	9.58	64.90	9.20	61.50	8.65
		211.2	75.00	10.65	71.70	10.17	68.80	9.75	67.30	9.58	64.90	9.03	61.50	8.48
		240.0	75.60	10.65	71.70	10.22	68.80	9.45	67.30	9.58	64.90	8.78	61.50	8.23
	30	76.8	75.00	9.80	71.70	9.44	68.80	9.08	67.30	8.89	64.90	8.34	61.50	7.78
		96.0	75.00	9.76	71.70	9.40	68.80	9.04	67.30	8.85	64.90	8.30	61.50	7.74
		192.0	75.00	9.58	71.70	9.20	68.80	8.84	67.30	8.65	64.90	8.10	61.50	7.54
		211.2	75.00	9.51	71.70	9.03	68.80	8.65	67.30	8.48	64.90	8.10	61.50	7.54
		240.0	75.00	9.41	71.70	8.78	68.80	8.37	67.30	8.23	64.90	8.10	61.50	7.54
	35	76.8	75.00	9.29	71.70	8.69	68.80	8.34	67.30	7.97	64.90	7.59	61.50	7.04
		96.0	75.00	9.22	71.70	8.66	68.80	8.30	67.30	7.93	64.90	7.55	61.50	7.00
		192.0	75.00	8.84	71.70	8.48	68.80	8.10	67.30	7.74	64.90	7.37	61.50	6.82
		211.2	75.00	8.61	71.70	8.29	68.80	7.93	67.30	7.74	64.90	7.37	61.50	6.82
		240.0	75.00	8.27	71.70	8.01	68.80	7.68	67.30	7.74	64.90	7.37	61.50	6.82
	40	76.8	75.00	8.74	71.70	8.38	68.80	7.83	67.30	7.42	64.90	7.04	61.50	6.48
		96.0	75.00	8.67	71.70	8.31	68.80	7.75	67.30	7.38	64.90	7.00	61.50	6.45
		192.0	75.00	8.29	71.70	7.93	68.80	7.37	67.30	7.18	64.90	6.82	61.50	6.27
211.2		75.00	8.17	71.70	7.74	68.80	7.37	67.30	6.99	64.90	6.63	61.50	6.08	
240.0		75.00	7.99	71.70	7.46	68.80	7.37	67.30	6.71	64.90	6.35	61.50	5.80	
45	76.8	75.00	8.19	71.70	8.07	68.80	7.32	67.30	6.87	64.90	6.48	61.50	5.93	
	96.0	75.00	8.12	71.70	7.95	68.80	7.21	67.30	6.83	64.90	6.45	61.50	5.90	
	192.0	75.00	7.74	71.70	7.37	68.80	6.63	67.30	6.63	64.90	6.27	61.50	5.72	
	211.2	75.00	7.74	71.70	7.18	68.80	6.82	67.30	6.27	64.90	5.89	61.50	5.33	

7. Capacity Tables

Combi. (%)	Inlet Water Temp. (°C)	Water Flow Rate (LPM)	Indoor Air Temp. (°C, DB)											
			16.0		18.0		20.0		21.0		22.0		24.0	
			TC	PI	TC	PI	TC	PI	TC	PI	TC	PI	TC	PI
110	45	240.0	75.00	7.74	71.70	6.90	68.80	7.11	67.30	5.73	64.90	5.32	61.50	4.75
100	-5	76.8	25.30	11.72	25.10	11.05	25.00	10.14	24.80	9.71	24.60	9.28	24.10	8.44
		96.0	26.00	11.89	25.80	11.23	25.70	10.32	25.50	9.89	25.30	9.45	24.80	8.60
		192.0	29.70	12.73	29.50	12.10	29.30	11.24	29.00	10.76	28.80	10.31	28.30	9.37
		211.2	32.80	13.55	32.50	12.94	32.30	12.12	32.10	11.62	31.80	11.11	31.20	10.10
		240.0	37.50	14.78	37.00	14.20	36.80	13.44	36.80	12.91	36.30	12.31	35.60	11.20
	0	76.8	45.30	16.04	44.30	15.56	43.40	14.86	42.60	14.23	41.80	13.62	40.40	12.36
		96.0	45.50	16.07	44.50	15.59	43.60	14.90	42.80	14.27	42.00	13.65	40.60	12.39
		192.0	46.60	16.23	45.60	15.76	44.60	15.07	43.80	14.44	43.10	13.81	41.60	12.56
		211.2	47.30	16.23	46.30	15.76	45.30	15.07	44.50	14.44	43.70	13.81	42.20	12.56
		240.0	48.40	16.23	47.40	15.76	46.40	15.07	45.60	14.44	44.60	13.81	43.10	12.56
	5	76.8	66.80	17.24	64.60	16.82	62.90	16.17	61.70	15.48	58.70	14.82	56.00	13.48
		96.0	67.00	17.30	64.70	16.88	62.90	16.24	61.70	15.55	58.70	14.88	56.00	13.54
		192.0	68.00	17.62	65.20	17.20	63.00	16.58	61.70	15.89	58.70	15.20	56.00	13.81
		211.2	68.40	17.74	65.30	17.32	63.00	16.69	61.70	16.00	58.70	15.30	56.00	13.91
		240.0	69.00	17.92	65.50	17.50	63.00	16.86	61.70	16.17	58.70	15.45	56.00	14.06
	10	76.8	67.20	15.42	64.80	15.08	63.00	14.61	61.70	14.12	58.70	13.42	56.00	12.27
		96.0	67.30	15.48	64.90	15.12	63.00	14.65	61.70	14.14	58.70	13.43	56.00	12.28
		192.0	68.00	15.77	65.20	15.32	63.00	14.82	61.70	14.21	58.70	13.49	56.00	12.35
		211.2	68.50	15.72	65.50	15.32	63.00	14.78	61.70	14.17	58.70	13.45	56.00	12.29
		240.0	69.30	15.65	66.00	15.32	63.00	14.72	61.70	14.11	58.70	13.39	56.00	12.20
	15	76.8	67.50	13.59	65.10	13.36	63.00	13.07	61.70	12.76	58.70	12.01	56.00	11.10
		96.0	67.60	13.65	65.10	13.37	63.00	13.07	61.70	12.72	58.70	11.97	56.00	11.06
		192.0	68.00	13.93	65.30	13.41	63.00	13.07	61.70	12.52	58.70	11.79	56.00	10.86
		211.2	68.60	13.70	65.60	13.30	63.00	12.90	61.70	12.35	58.70	11.60	56.00	10.69
		240.0	69.50	13.36	66.10	13.14	63.00	12.65	61.70	12.10	58.70	11.32	56.00	10.44
	20	76.8	67.90	11.63	65.40	11.33	63.00	11.05	61.70	10.90	58.70	10.18	56.00	9.68
		96.0	68.10	11.67	65.40	11.34	63.00	11.05	61.70	10.87	58.70	10.14	56.00	9.60
		192.0	69.20	11.89	65.60	11.37	63.00	11.05	61.70	10.69	58.70	9.95	56.00	9.20
		211.2	69.60	11.68	66.20	11.28	63.00	10.86	61.70	10.50	58.70	9.75	56.00	9.03
		240.0	70.20	11.37	67.10	11.15	63.00	10.58	61.70	10.22	58.70	9.45	56.00	8.78
	25	76.8	68.70	10.16	66.50	9.85	63.00	9.44	61.70	9.08	58.70	8.53	56.00	7.74
		96.0	68.90	10.17	66.50	9.81	63.00	9.40	61.70	9.04	58.70	8.49	56.00	7.74
		192.0	70.00	10.21	66.50	9.58	63.00	9.20	61.70	8.84	58.70	8.29	56.00	7.74
		211.2	70.30	9.98	66.50	9.51	63.00	9.03	61.70	8.65	58.70	8.29	56.00	7.54
		240.0	70.80	9.64	66.50	9.41	63.00	8.78	61.70	8.37	58.70	8.29	56.00	7.24
	30	76.8	70.30	9.25	66.50	8.53	63.00	7.94	61.70	7.78	58.70	7.18	56.00	6.87
		96.0	70.30	9.21	66.50	8.49	63.00	7.93	61.70	7.74	58.70	7.18	56.00	6.83
		192.0	70.30	9.03	66.50	8.29	63.00	7.85	61.70	7.54	58.70	7.18	56.00	6.63
		211.2	70.30	8.84	66.50	8.29	63.00	7.74	61.70	7.54	58.70	6.99	56.00	6.63
		240.0	70.30	8.56	66.50	8.29	63.00	7.58	61.70	7.54	58.70	6.71	56.00	6.63
	35	76.8	70.30	8.57	66.50	7.83	63.00	7.01	61.70	6.87	58.70	6.48	56.00	5.93
		96.0	70.30	8.49	66.50	7.75	63.00	7.00	61.70	6.83	58.70	6.45	56.00	5.90
		192.0	70.30	8.10	66.50	7.37	63.00	6.92	61.70	6.63	58.70	6.27	56.00	5.72
		211.2	70.30	8.10	66.50	7.37	63.00	6.82	61.70	6.63	58.70	6.27	56.00	5.72
		240.0	70.30	8.10	66.50	7.37	63.00	6.67	61.70	6.63	58.70	6.27	56.00	5.72
	40	76.8	70.30	8.02	66.50	7.27	63.00	6.29	61.70	6.13	58.70	5.76	56.00	5.38
		96.0	70.30	7.94	66.50	7.20	63.00	6.27	61.70	6.09	58.70	5.72	56.00	5.34
		192.0	70.30	7.54	66.50	6.82	63.00	6.19	61.70	5.89	58.70	5.53	56.00	5.16
211.2		70.30	7.37	66.50	6.82	63.00	6.08	61.70	5.89	58.70	5.53	56.00	5.16	
240.0		70.30	7.12	66.50	6.82	63.00	5.92	61.70	5.89	58.70	5.53	56.00	5.16	
45	76.8	70.30	7.47	66.50	6.72	63.00	5.54	61.70	5.38	58.70	5.02	56.00	4.83	
	96.0	70.30	7.39	66.50	6.65	63.00	5.53	61.70	5.34	58.70	4.98	56.00	4.79	
	192.0	70.30	6.99	66.50	6.27	63.00	5.45	61.70	5.16	58.70	4.78	56.00	4.61	
	211.2	70.30	6.63	66.50	6.27	63.00	5.33	61.70	5.16	58.70	4.78	56.00	4.61	

7. Capacity Tables

Combi. (%)	Inlet Water Temp. (°C)	Water Flow Rate (LPM)	Indoor Air Temp. (°C, DB)											
			16.0		18.0		20.0		21.0		22.0		24.0	
			TC	PI	TC	PI	TC	PI	TC	PI	TC	PI	TC	PI
100	45	240.0	70.30	6.09	66.50	6.27	63.00	5.15	61.70	5.16	58.70	4.78	56.00	4.61
90	-5	76.8	23.90	10.88	23.20	9.91	22.50	8.70	22.30	8.30	22.10	8.00	21.80	7.18
		96.0	24.60	11.04	23.90	10.07	23.10	8.86	22.90	8.45	22.80	8.15	22.40	7.31
		192.0	28.00	11.81	27.10	10.84	26.30	9.66	26.10	9.20	26.00	8.88	25.40	7.96
		211.2	30.90	12.56	29.90	11.60	29.10	10.42	28.80	9.93	28.70	9.56	28.10	8.59
		240.0	35.30	13.69	34.10	12.74	33.30	11.56	32.90	11.03	32.80	10.58	32.20	9.54
	0	76.8	42.80	14.82	40.80	13.91	38.90	12.77	38.30	12.18	37.70	11.72	36.30	10.53
		96.0	43.00	14.85	41.00	13.94	39.10	12.80	38.50	12.21	37.90	11.75	36.50	10.55
		192.0	44.00	15.01	42.00	14.10	40.10	12.94	39.40	12.35	38.80	11.89	37.40	10.67
		211.2	44.70	15.01	42.60	14.10	40.70	12.94	40.00	12.35	39.40	11.89	38.00	10.67
		240.0	45.80	15.01	43.50	14.10	41.60	12.94	40.90	12.35	40.30	11.89	38.90	10.67
	5	76.8	60.40	15.91	58.50	15.02	56.60	13.90	55.40	13.25	53.00	12.75	50.50	11.45
		96.0	60.50	15.97	58.50	15.08	56.60	13.96	55.40	13.31	53.00	12.81	50.50	11.50
		192.0	60.70	16.27	58.30	15.37	56.60	14.23	55.40	13.58	53.00	13.09	50.50	11.74
		211.2	61.10	16.37	58.40	15.47	56.60	14.35	55.40	13.68	53.00	13.18	50.50	11.83
		240.0	61.70	16.52	58.60	15.62	56.60	14.53	55.40	13.83	53.00	13.32	50.50	11.97
	10	76.8	60.70	14.05	58.70	13.36	56.60	12.58	55.40	12.06	53.00	11.57	50.50	10.43
		96.0	60.70	14.06	58.60	13.37	56.60	12.59	55.40	12.07	53.00	11.56	50.50	10.44
		192.0	60.60	14.10	58.30	13.43	56.60	12.65	55.40	12.14	53.00	11.53	50.50	10.48
		211.2	61.00	14.06	58.50	13.39	56.60	12.61	55.40	12.10	53.00	11.56	50.50	10.52
		240.0	61.60	14.00	58.80	13.33	56.60	12.55	55.40	12.04	53.00	11.61	50.50	10.58
	15	76.8	61.10	12.17	58.90	11.73	56.60	11.29	55.40	10.90	53.00	10.40	50.50	9.44
		96.0	61.00	12.13	58.80	11.69	56.60	11.25	55.40	10.87	53.00	10.33	50.50	9.40
		192.0	60.50	11.93	58.40	11.49	56.60	11.05	55.40	10.69	53.00	9.95	50.50	9.20
		211.2	60.90	11.75	58.50	11.32	56.60	10.86	55.40	10.50	53.00	9.95	50.50	9.20
		240.0	61.50	11.48	58.70	11.07	56.60	10.58	55.40	10.22	53.00	9.95	50.50	9.20
	20	76.8	61.40	10.27	59.10	9.97	56.60	9.63	55.40	9.25	53.00	8.93	50.50	8.38
		96.0	61.40	10.27	59.00	9.95	56.60	9.59	55.40	9.21	53.00	8.86	50.50	8.31
		192.0	61.10	10.27	58.50	9.83	56.60	9.39	55.40	9.03	53.00	8.48	50.50	7.93
		211.2	61.30	10.10	58.70	9.75	56.60	9.39	55.40	9.03	53.00	8.48	50.50	7.93
		240.0	61.60	9.85	59.00	9.63	56.60	9.39	55.40	9.03	53.00	8.48	50.50	7.93
	25	76.8	62.40	8.97	59.90	8.50	56.60	8.14	55.40	7.74	53.00	7.42	50.50	6.87
		96.0	62.50	8.96	59.90	8.48	56.60	8.11	55.40	7.74	53.00	7.38	50.50	6.83
		192.0	63.20	8.88	59.90	8.40	56.60	7.93	55.40	7.74	53.00	7.18	50.50	6.63
		211.2	63.40	8.65	59.90	8.21	56.60	7.93	55.40	7.54	53.00	7.18	50.50	6.63
		240.0	63.70	8.31	59.90	7.93	56.60	7.93	55.40	7.24	53.00	7.18	50.50	6.63
	30	76.8	63.40	8.14	59.90	7.59	56.60	7.04	55.40	6.87	53.00	6.48	50.50	5.89
		96.0	63.40	8.11	59.90	7.55	56.60	7.00	55.40	6.83	53.00	6.45	50.50	5.89
		192.0	63.40	7.93	59.90	7.37	56.60	6.82	55.40	6.63	53.00	6.27	50.50	5.89
		211.2	63.40	7.74	59.90	7.18	56.60	6.82	55.40	6.63	53.00	6.27	50.50	5.72
		240.0	63.40	7.46	59.90	6.90	56.60	6.82	55.40	6.63	53.00	6.27	50.50	5.47
	35	76.8	63.40	7.42	59.90	6.87	56.60	6.32	55.40	6.13	53.00	5.76	50.50	5.38
		96.0	63.40	7.38	59.90	6.83	56.60	6.28	55.40	6.09	53.00	5.72	50.50	5.34
		192.0	63.40	7.18	59.90	6.63	56.60	6.08	55.40	5.89	53.00	5.53	50.50	5.16
		211.2	63.40	6.99	59.90	6.44	56.60	5.89	55.40	5.72	53.00	5.53	50.50	5.16
		240.0	63.40	6.71	59.90	6.16	56.60	5.61	55.40	5.47	53.00	5.53	50.50	5.16
	40	76.8	63.40	6.92	59.90	6.32	56.60	5.57	55.40	5.38	53.00	5.21	50.50	4.83
		96.0	63.40	6.84	59.90	6.28	56.60	5.53	55.40	5.34	53.00	5.17	50.50	4.79
		192.0	63.40	6.44	59.90	6.08	56.60	5.33	55.40	5.16	53.00	4.97	50.50	4.61
211.2		63.40	6.44	59.90	6.08	56.60	5.33	55.40	5.16	53.00	4.97	50.50	4.61	
240.0		63.40	6.44	59.90	6.08	56.60	5.33	55.40	5.16	53.00	4.97	50.50	4.61	
45	76.8	63.40	6.41	59.90	5.76	56.60	4.83	55.40	4.66	53.00	4.66	50.50	4.27	
	96.0	63.40	6.30	59.90	5.72	56.60	4.79	55.40	4.62	53.00	4.62	50.50	4.24	
	192.0	63.40	5.72	59.90	5.53	56.60	4.61	55.40	4.42	53.00	4.42	50.50	4.06	
	211.2	63.40	5.89	59.90	5.72	56.60	4.78	55.40	4.61	53.00	4.42	50.50	4.06	

7. Capacity Tables

Combi. (%)	Inlet Water Temp. (°C)	Water Flow Rate (LPM)	Indoor Air Temp. (°C, DB)											
			16.0		18.0		20.0		21.0		22.0		24.0	
			TC	PI	TC	PI	TC	PI	TC	PI	TC	PI	TC	PI
90	45	240.0	63.40	6.15	59.90	6.01	56.60	5.04	55.40	4.90	53.00	4.42	50.50	4.06
80	-5	76.8	22.60	7.75	21.20	7.46	20.10	7.14	19.80	6.90	19.70	6.58	19.30	6.06
		96.0	23.20	7.89	21.80	7.60	20.70	7.27	20.40	7.02	20.30	6.70	19.90	6.17
		192.0	26.40	8.61	24.80	8.27	23.40	7.91	23.20	7.64	23.10	7.30	22.60	6.71
		211.2	29.20	9.28	27.40	8.92	25.90	8.54	25.60	8.25	25.50	7.87	25.00	7.24
		240.0	33.40	10.29	31.30	9.90	29.70	9.49	29.20	9.17	29.10	8.73	28.60	8.04
	0	76.8	40.40	11.38	37.20	10.92	34.70	10.47	34.00	10.11	33.50	9.63	32.30	8.87
		96.0	40.60	11.41	37.40	10.95	34.90	10.49	34.20	10.13	33.70	9.65	32.50	8.89
		192.0	41.60	11.55	38.30	11.09	35.70	10.61	35.00	10.25	34.60	9.77	33.20	8.99
		211.2	42.20	11.55	38.90	11.09	36.30	10.61	35.60	10.25	35.10	9.77	33.80	8.99
		240.0	43.10	11.55	39.80	11.09	37.20	10.61	36.50	10.25	35.90	9.77	34.70	8.99
	5	76.8	55.80	12.37	52.70	11.91	50.40	11.37	49.30	10.99	47.20	10.48	44.80	9.64
		96.0	55.90	12.43	52.80	11.96	50.40	11.42	49.30	11.04	47.20	10.53	44.80	9.69
		192.0	56.40	12.71	53.20	12.19	50.50	11.68	49.30	11.28	47.20	10.75	44.80	9.91
		211.2	56.40	12.78	53.20	12.29	50.50	11.75	49.30	11.35	47.20	10.82	44.80	9.96
		240.0	56.40	12.89	53.20	12.44	50.50	11.86	49.30	11.46	47.20	10.93	44.80	10.04
	10	76.8	56.10	11.39	52.90	10.87	50.40	10.32	49.30	10.04	47.20	9.50	44.80	8.80
		96.0	56.20	11.38	53.00	10.86	50.40	10.33	49.30	10.04	47.20	9.51	44.80	8.80
		192.0	56.40	11.32	53.20	10.80	50.50	10.35	49.30	10.06	47.20	9.53	44.80	8.82
		211.2	56.40	11.28	53.20	10.84	50.50	10.38	49.30	10.00	47.20	9.47	44.80	8.76
		240.0	56.40	11.22	53.20	10.90	50.50	10.43	49.30	9.91	47.20	9.38	44.80	8.67
	15	76.8	56.40	10.40	53.20	9.85	50.50	9.25	49.30	9.08	47.20	8.53	44.80	7.97
		96.0	56.40	10.33	53.20	9.77	50.50	9.21	49.30	9.04	47.20	8.49	44.80	7.93
		192.0	56.40	9.95	53.20	9.39	50.50	9.03	49.30	8.84	47.20	8.29	44.80	7.74
		211.2	56.40	9.75	53.20	9.39	50.50	9.03	49.30	8.65	47.20	8.10	44.80	7.54
		240.0	56.40	9.45	53.20	9.39	50.50	9.03	49.30	8.37	47.20	7.82	44.80	7.24
	20	76.8	56.40	8.69	53.20	8.34	50.50	7.93	49.30	7.78	47.20	7.42	44.80	6.87
		96.0	56.40	8.66	53.20	8.30	50.50	7.93	49.30	7.74	47.20	7.38	44.80	6.83
		192.0	56.40	8.48	53.20	8.10	50.50	7.93	49.30	7.54	47.20	7.18	44.80	6.63
		211.2	56.40	8.29	53.20	7.93	50.50	7.74	49.30	7.54	47.20	6.99	44.80	6.63
		240.0	56.40	8.01	53.20	7.68	50.50	7.46	49.30	7.54	47.20	6.71	44.80	6.63
	25	76.8	56.40	7.78	53.20	7.23	50.50	6.82	49.30	6.68	47.20	6.32	44.80	5.93
		96.0	56.40	7.74	53.20	7.19	50.50	6.82	49.30	6.64	47.20	6.28	44.80	5.90
		192.0	56.40	7.54	53.20	6.99	50.50	6.82	49.30	6.44	47.20	6.08	44.80	5.72
		211.2	56.40	7.37	53.20	6.99	50.50	6.63	49.30	6.44	47.20	6.08	44.80	5.72
		240.0	56.40	7.12	53.20	6.99	50.50	6.35	49.30	6.44	47.20	6.08	44.80	5.72
	30	76.8	56.40	6.87	53.20	6.48	50.50	6.13	49.30	5.93	47.20	5.57	44.80	5.21
		96.0	56.40	6.83	53.20	6.45	50.50	6.09	49.30	5.90	47.20	5.53	44.80	5.17
		192.0	56.40	6.63	53.20	6.27	50.50	5.89	49.30	5.72	47.20	5.33	44.80	4.97
		211.2	56.40	6.63	53.20	6.27	50.50	5.89	49.30	5.72	47.20	5.33	44.80	4.97
		240.0	56.40	6.63	53.20	6.27	50.50	5.89	49.30	5.72	47.20	5.33	44.80	4.97
	35	76.8	56.40	6.32	53.20	5.93	50.50	5.38	49.30	5.16	47.20	5.02	44.80	4.61
		96.0	56.40	6.28	53.20	5.90	50.50	5.34	49.30	5.16	47.20	4.98	44.80	4.61
		192.0	56.40	6.08	53.20	5.72	50.50	5.16	49.30	5.16	47.20	4.78	44.80	4.61
		211.2	56.40	6.08	53.20	5.53	50.50	5.16	49.30	4.97	47.20	4.78	44.80	4.42
		240.0	56.40	6.08	53.20	5.25	50.50	5.16	49.30	4.69	47.20	4.78	44.80	4.14
	40	76.8	56.40	5.98	53.20	5.38	50.50	4.78	49.30	4.83	47.20	4.42	44.80	4.27
		96.0	56.40	5.91	53.20	5.34	50.50	4.78	49.30	4.79	47.20	4.42	44.80	4.24
		192.0	56.40	5.53	53.20	5.16	50.50	4.78	49.30	4.61	47.20	4.42	44.80	4.06
211.2		56.40	5.53	53.20	5.16	50.50	4.61	49.30	4.61	47.20	4.42	44.80	4.06	
240.0		56.40	5.53	53.20	5.16	50.50	4.36	49.30	4.61	47.20	4.42	44.80	4.06	
45	76.8	56.40	5.66	53.20	4.83	50.50	4.18	49.30	4.51	47.20	3.82	44.80	3.96	
	96.0	56.40	5.55	53.20	4.79	50.50	4.22	49.30	4.44	47.20	3.86	44.80	3.89	
	192.0	56.40	4.97	53.20	4.61	50.50	4.42	49.30	4.06	47.20	4.06	44.80	3.51	
	211.2	56.40	4.97	53.20	4.78	50.50	4.06	49.30	4.23	47.20	4.06	44.80	3.68	

7. Capacity Tables

Combi. (%)	Inlet Water Temp. (°C)	Water Flow Rate (LPM)	Indoor Air Temp. (°C, DB)											
			16.0		18.0		20.0		21.0		22.0		24.0	
			TC	PI	TC	PI	TC	PI	TC	PI	TC	PI	TC	PI
80	45	240.0	56.40	4.97	53.20	5.04	50.50	3.52	49.30	4.49	47.20	4.06	44.80	3.94
70	-5	76.8	19.70	6.66	18.50	6.34	17.50	6.13	17.30	5.78	17.20	5.58	16.90	5.07
		96.0	20.30	6.78	19.00	6.46	18.00	6.24	17.80	5.88	17.70	5.68	17.40	5.16
		192.0	23.10	7.37	21.70	7.03	20.50	6.80	20.30	6.40	20.20	6.17	19.80	5.62
		211.2	25.60	7.96	24.00	7.58	22.60	7.33	22.40	6.90	22.30	6.67	21.90	6.06
		240.0	29.40	8.85	27.50	8.41	25.80	8.13	25.60	7.65	25.50	7.42	25.10	6.72
	0	76.8	35.30	9.74	32.60	9.29	30.30	8.98	29.80	8.45	29.30	8.17	28.30	7.43
		96.0	35.50	9.77	32.80	9.31	30.50	9.01	30.00	8.47	29.50	8.19	28.40	7.45
		192.0	36.30	9.89	33.60	9.41	31.20	9.13	30.70	8.57	30.20	8.29	29.10	7.53
		211.2	36.90	9.89	34.10	9.41	31.60	9.13	31.10	8.57	30.70	8.29	29.50	7.53
		240.0	37.80	9.89	34.90	9.41	32.20	9.13	31.70	8.57	31.50	8.29	30.10	7.53
	5	76.8	48.80	10.62	46.20	10.10	44.00	9.78	43.10	9.22	41.10	8.89	39.20	8.07
		96.0	48.90	10.66	46.30	10.14	44.00	9.82	43.10	9.26	41.10	8.93	39.20	8.11
		192.0	49.30	10.88	46.60	10.36	44.10	10.04	43.10	9.43	41.10	9.13	39.20	8.29
		211.2	49.30	10.95	46.60	10.44	44.10	10.12	43.10	9.51	41.10	9.18	39.20	8.34
		240.0	49.30	11.06	46.60	10.56	44.10	10.24	43.10	9.63	41.10	9.26	39.20	8.42
	10	76.8	49.00	9.77	46.40	9.24	44.10	8.90	43.10	8.40	41.10	8.06	39.20	7.37
		96.0	49.10	9.76	46.40	9.22	44.10	8.88	43.10	8.40	41.10	8.06	39.20	7.37
		192.0	49.30	9.68	46.60	9.14	44.10	8.80	43.10	8.40	41.10	8.06	39.20	7.37
		211.2	49.30	9.72	46.60	9.18	44.10	8.84	43.10	8.44	41.10	8.00	39.20	7.39
		240.0	49.30	9.78	46.60	9.24	44.10	8.90	43.10	8.50	41.10	7.91	39.20	7.42
	15	76.8	49.30	8.93	46.60	8.38	44.10	8.02	43.10	7.59	41.10	7.23	39.20	6.68
		96.0	49.30	8.86	46.60	8.31	44.10	7.94	43.10	7.55	41.10	7.19	39.20	6.64
		192.0	49.30	8.48	46.60	7.93	44.10	7.54	43.10	7.37	41.10	6.99	39.20	6.44
		211.2	49.30	8.48	46.60	7.93	44.10	7.54	43.10	7.37	41.10	6.82	39.20	6.44
		240.0	49.30	8.48	46.60	7.93	44.10	7.54	43.10	7.37	41.10	6.57	39.20	6.44
	20	76.8	49.30	7.42	46.60	7.04	44.10	6.87	43.10	6.68	41.10	6.32	39.20	5.93
		96.0	49.30	7.38	46.60	7.00	44.10	6.83	43.10	6.64	41.10	6.28	39.20	5.90
		192.0	49.30	7.18	46.60	6.82	44.10	6.63	43.10	6.44	41.10	6.08	39.20	5.72
		211.2	49.30	7.18	46.60	6.82	44.10	6.63	43.10	6.27	41.10	6.08	39.20	5.53
		240.0	49.30	7.18	46.60	6.82	44.10	6.63	43.10	6.02	41.10	6.08	39.20	5.25
	25	76.8	49.30	6.68	46.60	6.32	44.10	5.93	43.10	5.76	41.10	5.33	39.20	4.97
		96.0	49.30	6.64	46.60	6.28	44.10	5.90	43.10	5.72	41.10	5.33	39.20	4.97
		192.0	49.30	6.44	46.60	6.08	44.10	5.72	43.10	5.53	41.10	5.33	39.20	4.97
		211.2	49.30	6.27	46.60	5.89	44.10	5.72	43.10	5.53	41.10	5.16	39.20	4.97
		240.0	49.30	6.02	46.60	5.61	44.10	5.72	43.10	5.53	41.10	4.91	39.20	4.97
	30	76.8	49.30	5.93	46.60	5.57	44.10	5.21	43.10	4.97	41.10	4.83	39.20	4.42
		96.0	49.30	5.90	46.60	5.53	44.10	5.17	43.10	4.97	41.10	4.79	39.20	4.42
		192.0	49.30	5.72	46.60	5.33	44.10	4.97	43.10	4.97	41.10	4.61	39.20	4.42
		211.2	49.30	5.72	46.60	5.33	44.10	4.97	43.10	4.78	41.10	4.61	39.20	4.42
		240.0	49.30	5.72	46.60	5.33	44.10	4.97	43.10	4.50	41.10	4.61	39.20	4.42
	35	76.8	49.30	5.38	46.60	5.02	44.10	4.61	43.10	4.66	41.10	4.23	39.20	4.11
		96.0	49.30	5.34	46.60	4.98	44.10	4.61	43.10	4.62	41.10	4.23	39.20	4.07
		192.0	49.30	5.16	46.60	4.78	44.10	4.61	43.10	4.42	41.10	4.23	39.20	3.87
		211.2	49.30	5.16	46.60	4.78	44.10	4.42	43.10	4.42	41.10	4.23	39.20	3.87
		240.0	49.30	5.16	46.60	4.78	44.10	4.14	43.10	4.42	41.10	4.23	39.20	3.87
	40	76.8	49.30	5.02	46.60	4.66	44.10	4.27	43.10	4.06	41.10	3.87	39.20	3.72
		96.0	49.30	4.98	46.60	4.62	44.10	4.24	43.10	4.06	41.10	3.87	39.20	3.69
		192.0	49.30	4.78	46.60	4.42	44.10	4.06	43.10	4.06	41.10	3.87	39.20	3.51
211.2		49.30	4.78	46.60	4.42	44.10	4.06	43.10	3.87	41.10	3.68	39.20	3.51	
240.0		49.30	4.78	46.60	4.42	44.10	4.06	43.10	3.59	41.10	3.40	39.20	3.51	
45	76.8	49.30	4.66	46.60	4.27	44.10	3.96	43.10	3.46	41.10	3.51	39.20	3.36	
	96.0	49.30	4.62	46.60	4.24	44.10	3.89	43.10	3.50	41.10	3.51	39.20	3.32	
	192.0	49.30	4.42	46.60	4.06	44.10	3.51	43.10	3.68	41.10	3.51	39.20	3.12	
	211.2	49.30	4.42	46.60	4.06	44.10	3.68	43.10	3.32	41.10	3.12	39.20	3.12	

7. Capacity Tables

Combi. (%)	Inlet Water Temp. (°C)	Water Flow Rate (LPM)	Indoor Air Temp. (°C, DB)											
			16.0		18.0		20.0		21.0		22.0		24.0	
			TC	PI	TC	PI	TC	PI	TC	PI	TC	PI	TC	PI
70	45	240.0	49.30	4.42	46.60	4.06	44.10	3.94	43.10	2.78	41.10	2.54	39.20	3.12
60	-5	76.8	16.90	5.40	15.90	5.20	15.00	5.00	14.80	4.64	14.80	4.57	14.50	4.08
		96.0	17.40	5.50	16.40	5.30	15.40	5.09	15.20	4.72	15.20	4.65	14.90	4.16
		192.0	19.90	6.00	18.60	5.77	17.60	5.54	17.40	5.14	17.30	5.07	17.00	4.53
		211.2	21.90	6.46	20.50	6.23	19.50	5.98	19.20	5.56	19.20	5.47	18.80	4.88
		240.0	24.90	7.15	23.40	6.92	22.40	6.64	21.90	6.19	22.10	6.07	21.50	5.41
	0	76.8	30.30	7.92	27.90	7.64	26.00	7.31	25.50	6.80	25.20	6.71	24.20	5.99
		96.0	30.50	7.94	28.00	7.66	26.10	7.33	25.60	6.82	25.30	6.73	24.30	6.00
		192.0	31.20	8.04	28.70	7.74	26.80	7.43	26.30	6.90	25.90	6.80	24.90	6.06
		211.2	31.60	8.04	29.20	7.74	27.30	7.43	26.70	6.90	26.30	6.80	25.30	6.06
		240.0	32.20	8.04	30.00	7.74	28.10	7.43	27.30	6.90	26.90	6.80	25.90	6.06
	5	76.8	41.90	8.63	39.50	8.30	37.90	7.96	36.90	7.41	35.30	7.30	33.60	6.50
		96.0	42.00	8.67	39.60	8.34	37.90	8.00	36.90	7.44	35.30	7.33	33.60	6.53
		192.0	42.30	8.84	39.90	8.52	37.90	8.17	36.90	7.60	35.30	7.49	33.60	6.67
		211.2	42.30	8.92	39.80	8.57	37.90	8.23	36.90	7.66	35.30	7.53	33.60	6.73
		240.0	42.30	9.04	39.70	8.65	37.90	8.32	36.90	7.75	35.30	7.59	33.60	6.82
	10	76.8	42.10	7.93	39.60	7.58	37.90	7.22	36.90	6.74	35.30	6.62	33.60	5.93
		96.0	42.10	7.93	39.70	7.58	37.90	7.22	36.90	6.76	35.30	6.62	33.60	5.94
		192.0	42.30	7.93	39.90	7.58	37.90	7.22	36.90	6.84	35.30	6.59	33.60	6.00
		211.2	42.30	7.94	39.80	7.51	37.90	7.14	36.90	6.76	35.30	6.53	33.60	5.94
		240.0	42.30	7.96	39.70	7.41	37.90	7.02	36.90	6.64	35.30	6.44	33.60	5.85
	15	76.8	42.30	7.23	39.80	6.87	37.90	6.48	36.90	6.08	35.30	5.93	33.60	5.33
		96.0	42.30	7.19	39.80	6.83	37.90	6.45	36.90	6.08	35.30	5.90	33.60	5.33
		192.0	42.30	6.99	39.80	6.63	37.90	6.27	36.90	6.08	35.30	5.72	33.60	5.33
		211.2	42.30	6.99	39.80	6.44	37.90	6.08	36.90	5.89	35.30	5.53	33.60	5.16
		240.0	42.30	6.99	39.80	6.16	37.90	5.80	36.90	5.61	35.30	5.25	33.60	4.91
	20	76.8	42.30	6.32	39.80	5.93	37.90	5.57	36.90	5.38	35.30	5.21	33.60	4.83
		96.0	42.30	6.28	39.80	5.90	37.90	5.53	36.90	5.34	35.30	5.17	33.60	4.79
		192.0	42.30	6.08	39.80	5.72	37.90	5.33	36.90	5.16	35.30	4.97	33.60	4.61
		211.2	42.30	6.08	39.80	5.72	37.90	5.33	36.90	5.16	35.30	4.97	33.60	4.61
		240.0	42.30	6.08	39.80	5.72	37.90	5.33	36.90	5.16	35.30	4.97	33.60	4.61
	25	76.8	42.30	5.57	39.80	5.21	37.90	4.78	36.90	4.83	35.30	4.42	33.60	4.27
		96.0	42.30	5.53	39.80	5.17	37.90	4.78	36.90	4.79	35.30	4.42	33.60	4.24
		192.0	42.30	5.33	39.80	4.97	37.90	4.78	36.90	4.61	35.30	4.42	33.60	4.06
		211.2	42.30	5.33	39.80	4.97	37.90	4.61	36.90	4.61	35.30	4.42	33.60	4.06
		240.0	42.30	5.33	39.80	4.97	37.90	4.36	36.90	4.61	35.30	4.42	33.60	4.06
	30	76.8	42.30	5.02	39.80	4.66	37.90	4.47	36.90	4.27	35.30	4.11	33.60	3.92
		96.0	42.30	4.98	39.80	4.62	37.90	4.43	36.90	4.24	35.30	4.07	33.60	3.88
		192.0	42.30	4.78	39.80	4.42	37.90	4.23	36.90	4.06	35.30	3.87	33.60	3.68
		211.2	42.30	4.78	39.80	4.42	37.90	4.23	36.90	4.06	35.30	3.87	33.60	3.68
		240.0	42.30	4.78	39.80	4.42	37.90	4.23	36.90	4.06	35.30	3.87	33.60	3.68
	35	76.8	42.30	4.42	39.80	4.27	37.90	3.87	36.90	3.92	35.30	3.72	33.60	3.55
		96.0	42.30	4.42	39.80	4.24	37.90	3.87	36.90	3.88	35.30	3.69	33.60	3.51
		192.0	42.30	4.42	39.80	4.06	37.90	3.87	36.90	3.68	35.30	3.51	33.60	3.32
		211.2	42.30	4.42	39.80	4.06	37.90	3.68	36.90	3.68	35.30	3.51	33.60	3.32
		240.0	42.30	4.42	39.80	4.06	37.90	3.40	36.90	3.68	35.30	3.51	33.60	3.32
	40	76.8	42.30	4.06	39.80	3.92	37.90	3.51	36.90	3.55	35.30	3.36	33.60	3.12
		96.0	42.30	4.06	39.80	3.88	37.90	3.51	36.90	3.51	35.30	3.32	33.60	3.12
		192.0	42.30	4.06	39.80	3.68	37.90	3.51	36.90	3.32	35.30	3.12	33.60	3.12
211.2		42.30	4.06	39.80	3.68	37.90	3.51	36.90	3.32	35.30	3.12	33.60	3.12	
240.0		42.30	4.06	39.80	3.68	37.90	3.51	36.90	3.32	35.30	3.12	33.60	3.12	
45	76.8	42.30	3.68	39.80	3.55	37.90	3.12	36.90	3.17	35.30	3.00	33.60	2.71	
	96.0	42.30	3.68	39.80	3.51	37.90	3.12	36.90	3.13	35.30	2.96	33.60	2.75	
	192.0	42.30	3.68	39.80	3.32	37.90	3.12	36.90	2.95	35.30	2.76	33.60	2.95	
	211.2	42.30	3.68	39.80	3.32	37.90	3.32	36.90	2.95	35.30	2.76	33.60	2.95	

7. Capacity Tables

Combi. (%)	Inlet Water Temp. (°C)	Water Flow Rate (LPM)	Indoor Air Temp. (°C, DB)											
			16.0		18.0		20.0		21.0		22.0		24.0	
			TC	PI	TC	PI	TC	PI	TC	PI	TC	PI	TC	PI
60	45	240.0	42.30	3.68	39.80	3.32	37.90	3.62	36.90	2.95	35.30	2.76	33.60	2.95
	-5	76.8	14.10	4.31	13.30	4.08	12.50	3.86	12.30	3.65	12.30	3.43	12.10	3.25
		96.0	14.50	4.39	13.70	4.16	12.90	3.93	12.70	3.72	12.70	3.49	12.40	3.31
		192.0	16.50	4.76	15.50	4.53	14.70	4.27	14.50	4.06	14.40	3.81	14.10	3.58
		211.2	18.20	5.14	17.10	4.88	16.20	4.61	16.00	4.38	15.90	4.10	15.60	3.87
		240.0	20.80	5.71	19.50	5.41	18.50	5.12	18.30	4.86	18.20	4.54	17.90	4.31
	0	76.8	25.20	6.31	23.30	5.99	21.70	5.64	21.20	5.35	20.90	5.03	20.20	4.75
		96.0	25.30	6.32	23.40	6.00	21.80	5.66	21.30	5.37	21.00	5.04	20.30	4.76
		192.0	25.90	6.38	24.00	6.06	22.30	5.73	21.90	5.45	21.60	5.11	20.70	4.82
		211.2	26.30	6.38	24.30	6.06	22.60	5.73	22.20	5.45	21.90	5.11	21.10	4.82
240.0		26.90	6.38	24.80	6.06	23.10	5.73	22.70	5.45	22.40	5.11	21.70	4.82	
5	76.8	34.80	6.86	33.00	6.50	31.50	6.14	30.70	5.84	29.40	5.48	28.00	5.15	
	96.0	34.90	6.89	33.10	6.53	31.50	6.17	30.70	5.86	29.40	5.50	28.00	5.18	
	192.0	35.20	7.03	33.30	6.67	31.50	6.31	30.70	5.98	29.40	5.60	28.00	5.30	
	211.2	35.20	7.09	33.20	6.73	31.50	6.34	30.70	6.02	29.40	5.66	28.00	5.33	
	240.0	35.20	7.18	33.10	6.82	31.50	6.39	30.70	6.08	29.40	5.75	28.00	5.38	
10	76.8	35.00	6.32	33.10	5.95	31.50	5.59	30.70	5.34	29.40	4.94	28.00	4.72	
	96.0	35.00	6.31	33.10	5.95	31.50	5.58	30.70	5.33	29.40	4.95	28.00	4.71	
	192.0	35.20	6.27	33.30	5.93	31.50	5.54	30.70	5.30	29.40	5.01	28.00	4.67	
	211.2	35.20	6.31	33.20	5.94	31.50	5.56	30.70	5.32	29.40	4.93	28.00	4.69	
	240.0	35.20	6.37	33.10	5.96	31.50	5.59	30.70	5.35	29.40	4.81	28.00	4.72	
15	76.8	35.20	5.76	33.20	5.38	31.50	5.02	30.70	4.83	29.40	4.42	28.00	4.27	
	96.0	35.20	5.72	33.20	5.34	31.50	4.98	30.70	4.79	29.40	4.42	28.00	4.24	
	192.0	35.20	5.53	33.20	5.16	31.50	4.78	30.70	4.61	29.40	4.42	28.00	4.06	
	211.2	35.20	5.53	33.20	5.16	31.50	4.78	30.70	4.61	29.40	4.23	28.00	4.06	
	240.0	35.20	5.53	33.20	5.16	31.50	4.78	30.70	4.61	29.40	3.95	28.00	4.06	
50	20	76.8	35.20	5.02	33.20	4.66	31.50	4.47	30.70	4.27	29.40	4.11	28.00	3.68
		96.0	35.20	4.98	33.20	4.62	31.50	4.43	30.70	4.24	29.40	4.07	28.00	3.68
		192.0	35.20	4.78	33.20	4.42	31.50	4.23	30.70	4.06	29.40	3.87	28.00	3.68
		211.2	35.20	4.78	33.20	4.42	31.50	4.23	30.70	4.06	29.40	3.87	28.00	3.68
		240.0	35.20	4.78	33.20	4.42	31.50	4.23	30.70	4.06	29.40	3.87	28.00	3.68
	25	76.8	35.20	4.47	33.20	4.06	31.50	3.92	30.70	3.68	29.40	3.51	28.00	3.32
		96.0	35.20	4.43	33.20	4.06	31.50	3.88	30.70	3.68	29.40	3.51	28.00	3.32
		192.0	35.20	4.23	33.20	4.06	31.50	3.68	30.70	3.68	29.40	3.51	28.00	3.32
		211.2	35.20	4.23	33.20	4.06	31.50	3.68	30.70	3.68	29.40	3.51	28.00	3.32
		240.0	35.20	4.23	33.20	4.06	31.50	3.68	30.70	3.68	29.40	3.51	28.00	3.32
30	76.8	35.20	4.11	33.20	3.72	31.50	3.55	30.70	3.32	29.40	3.36	28.00	3.17	
	96.0	35.20	4.07	33.20	3.69	31.50	3.51	30.70	3.32	29.40	3.32	28.00	3.13	
	192.0	35.20	3.87	33.20	3.51	31.50	3.32	30.70	3.32	29.40	3.12	28.00	2.95	
	211.2	35.20	3.87	33.20	3.51	31.50	3.32	30.70	3.32	29.40	3.12	28.00	2.95	
	240.0	35.20	3.87	33.20	3.51	31.50	3.32	30.70	3.32	29.40	3.12	28.00	2.95	
35	76.8	35.20	3.72	33.20	3.32	31.50	3.12	30.70	3.17	29.40	2.95	28.00	2.76	
	96.0	35.20	3.69	33.20	3.32	31.50	3.12	30.70	3.13	29.40	2.95	28.00	2.76	
	192.0	35.20	3.51	33.20	3.32	31.50	3.12	30.70	2.95	29.40	2.95	28.00	2.76	
	211.2	35.20	3.51	33.20	3.32	31.50	3.12	30.70	2.95	29.40	2.95	28.00	2.76	
	240.0	35.20	3.51	33.20	3.32	31.50	3.12	30.70	2.95	29.40	2.95	28.00	2.76	
40	76.8	35.20	3.36	33.20	3.17	31.50	3.00	30.70	2.76	29.40	2.81	28.00	2.57	
	96.0	35.20	3.32	33.20	3.13	31.50	2.96	30.70	2.76	29.40	2.77	28.00	2.57	
	192.0	35.20	3.12	33.20	2.95	31.50	2.76	30.70	2.76	29.40	2.57	28.00	2.57	
	211.2	35.20	3.12	33.20	2.95	31.50	2.76	30.70	2.76	29.40	2.57	28.00	2.57	
	240.0	35.20	3.12	33.20	2.95	31.50	2.76	30.70	2.76	29.40	2.57	28.00	2.57	
45	76.8	35.20	3.00	33.20	3.05	31.50	2.85	30.70	2.36	29.40	2.66	28.00	2.40	
	96.0	35.20	2.96	33.20	2.97	31.50	2.78	30.70	2.40	29.40	2.59	28.00	2.40	
	192.0	35.20	2.76	33.20	2.57	31.50	2.40	30.70	2.57	29.40	2.21	28.00	2.40	
	211.2	35.20	2.76	33.20	2.57	31.50	2.40	30.70	2.57	29.40	2.21	28.00	2.40	

7. Capacity Tables

Combi. (%)	Inlet Water Temp. (°C)	Water Flow Rate (LPM)	Indoor Air Temp. (°C, DB)											
			16.0		18.0		20.0		21.0		22.0		24.0	
			TC	PI	TC	PI	TC	PI	TC	PI	TC	PI	TC	PI
50	45	240.0	35.20	2.76	33.20	2.57	31.50	2.40	30.70	2.57	29.40	2.21	28.00	2.40

Note

- TC: Total Capacity(kW), PI : Power Input(kW)
- Capacity tables show the average value of conditions which may occur.
- The minimum flow rate of the product is based on 50% of the rated flow rate or the value indicated in the specification table, whichever is greater.
However, when the 'Variable Water Flow Valve Control KIT' is applied, the minimum flow rate is allowed to 40% (gray colored area) of the rated flow rate.
- If the flow rate is less than minimum flow rate and the indoor unit combination ratio exceeds 130%, ask to LG Electronics even if the 'Variable Water Flow Valve Control KIT' is applied.

7. Capacity Tables

CRWM220LAS5

Combi. (%)	Inlet Water Temp. (°C)	Water Flow Rate (LPM)	Indoor Air Temp. (°C, DB)											
			16.0		18.0		20.0		21.0		22.0		24.0	
			TC	PI	TC	PI	TC	PI	TC	PI	TC	PI	TC	PI
130	-5	84.4	32.80	10.61	32.60	9.99	32.30	9.29	31.90	9.02	32.30	8.78	31.40	7.87
		114.0	34.10	10.82	33.90	10.21	33.60	9.53	33.20	9.25	33.60	9.00	32.70	8.07
		211.0	38.30	11.53	38.00	10.95	37.80	10.31	37.40	10.00	37.80	9.73	36.80	8.73
		263.8	42.40	12.26	42.00	11.70	41.80	11.11	41.30	10.81	41.80	10.50	40.70	9.42
		314.0	45.30	12.79	44.90	12.24	44.70	11.69	44.10	11.39	44.70	11.05	43.50	9.92
	0	84.4	58.50	14.51	57.20	14.08	56.10	13.61	54.80	13.23	55.00	12.87	52.50	11.53
		114.0	59.00	14.56	57.60	14.12	56.40	13.66	55.10	13.28	55.30	12.92	52.80	11.57
		211.0	60.30	14.70	58.90	14.25	57.60	13.81	56.40	13.43	56.60	13.05	54.10	11.70
		263.8	61.20	14.70	59.80	14.25	58.50	13.81	57.20	13.43	57.40	13.05	54.80	11.70
		314.0	61.90	14.70	60.50	14.25	59.20	13.81	57.80	13.43	58.00	13.05	55.40	11.70
	5	84.4	84.30	15.60	83.10	15.21	81.40	14.83	79.30	14.41	77.20	14.01	72.90	12.54
		114.0	84.60	15.68	83.30	15.29	81.40	14.91	79.30	14.49	77.20	14.09	72.90	12.62
		211.0	85.80	15.94	83.80	15.56	81.40	15.20	79.30	14.78	77.20	14.36	72.90	12.88
		263.8	86.30	16.05	84.10	15.67	81.40	15.30	79.30	14.88	77.20	14.46	72.90	12.96
		314.0	86.80	16.12	84.40	15.74	81.40	15.38	79.30	14.96	77.20	14.54	72.90	13.02
	10	84.4	84.50	14.19	83.10	13.72	81.10	13.46	79.00	13.16	76.80	12.70	72.60	11.46
		114.0	85.10	14.16	83.60	13.73	81.40	13.49	79.30	13.16	77.10	12.69	72.90	11.45
		211.0	86.90	14.06	85.00	13.78	82.70	13.59	80.60	13.14	78.30	12.66	74.10	11.42
		263.8	87.40	14.25	85.60	13.97	83.20	13.64	81.00	13.19	78.80	12.88	74.50	11.97
		314.0	87.80	14.38	86.00	14.12	83.60	13.69	81.30	13.23	79.30	13.03	74.80	12.36
	15	84.4	84.50	12.79	83.10	12.24	80.80	12.11	78.60	11.91	76.60	11.41	72.30	10.39
		114.0	85.30	12.64	83.90	12.18	81.60	12.08	79.40	11.81	77.30	11.31	73.00	10.29
		211.0	88.00	12.15	86.20	11.99	84.00	11.99	81.90	11.48	79.50	10.97	75.20	9.95
		263.8	88.50	12.45	87.10	12.26	85.00	11.99	82.70	11.48	80.60	11.28	76.10	10.97
		314.0	88.90	12.67	87.80	12.46	85.80	11.99	83.30	11.48	81.40	11.50	76.80	11.71
	20	84.4	87.80	11.73	86.20	11.19	83.90	10.95	81.60	10.59	79.20	10.35	74.60	10.04
		114.0	88.60	11.63	87.00	11.18	84.70	10.94	82.40	10.64	80.00	10.43	75.40	9.94
		211.0	91.30	11.32	89.70	11.15	87.10	10.90	84.90	10.81	82.70	10.71	78.00	9.62
		263.8	91.70	11.32	90.40	11.15	88.20	10.97	85.60	10.81	83.40	10.71	78.60	10.24
		314.0	92.00	11.32	90.90	11.15	88.90	11.02	86.20	10.81	83.90	10.71	79.20	10.69
	25	84.4	92.70	11.19	90.40	10.86	88.20	10.68	86.50	10.50	84.50	10.35	79.70	9.67
		114.0	92.70	11.14	90.40	10.84	88.20	10.63	86.50	10.45	84.50	10.30	79.70	9.62
		211.0	92.70	10.97	90.40	10.77	88.20	10.46	86.50	10.31	84.50	10.13	79.70	9.45
		263.8	92.70	10.81	90.40	10.50	88.20	10.31	86.50	10.13	84.50	9.95	79.70	9.29
		314.0	92.70	10.69	90.40	10.29	88.20	10.20	86.50	10.00	84.50	9.82	79.70	9.18
	30	84.4	92.70	10.90	90.40	10.35	88.20	10.26	86.50	10.00	84.50	9.89	79.70	9.20
		114.0	92.70	10.80	90.40	10.33	88.20	10.18	86.50	9.95	84.50	9.79	79.70	9.10
		211.0	92.70	10.46	90.40	10.27	88.20	9.95	86.50	9.80	84.50	9.45	79.70	8.78
		263.8	92.70	10.31	90.40	9.99	88.20	9.80	86.50	9.62	84.50	9.45	79.70	8.78
		314.0	92.70	10.20	90.40	9.77	88.20	9.69	86.50	9.49	84.50	9.45	79.70	8.78
	35	84.4	92.70	10.39	90.40	10.04	88.20	9.84	86.50	9.49	84.50	9.16	79.70	8.52
		114.0	92.70	10.29	90.40	9.98	88.20	9.79	86.50	9.44	84.50	9.11	79.70	8.42
		211.0	92.70	9.95	90.40	9.76	88.20	9.62	86.50	9.29	84.50	8.94	79.70	8.11
		263.8	92.70	9.95	90.40	9.66	88.20	9.45	86.50	9.11	84.50	8.78	79.70	8.11
		314.0	92.70	9.95	90.40	9.58	88.20	9.33	86.50	8.98	84.50	8.67	79.70	8.11
	40	84.4	92.70	10.04	90.40	9.73	88.20	9.53	86.50	9.20	84.50	8.87	79.70	8.02
		114.0	92.70	9.94	90.40	9.65	88.20	9.43	86.50	9.10	84.50	8.77	79.70	7.92
		211.0	92.70	9.62	90.40	9.42	88.20	9.11	86.50	8.78	84.50	8.44	79.70	7.60
263.8		92.70	9.45	90.40	9.26	88.20	9.11	86.50	8.78	84.50	8.44	79.70	7.60	
314.0		92.70	9.33	90.40	9.14	88.20	9.11	86.50	8.78	84.50	8.44	79.70	7.60	
45	84.4	92.70	9.71	90.40	9.39	88.20	9.24	86.50	8.91	84.50	8.56	79.70	7.51	
	114.0	92.70	9.61	90.40	9.31	88.20	9.10	86.50	8.76	84.50	8.41	79.70	7.41	
	211.0	92.70	9.29	90.40	9.08	88.20	8.61	86.50	8.27	84.50	7.93	79.70	7.09	
	263.8	92.70	8.94	90.40	8.85	88.20	8.78	86.50	8.44	84.50	8.11	79.70	7.09	

7. Capacity Tables

Combi. (%)	Inlet Water Temp. (°C)	Water Flow Rate (LPM)	Indoor Air Temp. (°C, DB)											
			16.0		18.0		20.0		21.0		22.0		24.0	
			TC	PI	TC	PI	TC	PI	TC	PI	TC	PI	TC	PI
130	45	314.0	92.70	8.69	90.40	8.69	88.20	8.90	86.50	8.55	84.50	8.24	79.70	7.09
120	-5	84.4	31.20	10.61	31.00	9.99	30.80	9.29	30.40	8.91	30.60	8.65	29.70	7.74
		114.0	32.50	10.82	32.10	10.21	32.00	9.53	31.50	9.13	31.90	8.87	30.90	7.94
		211.0	36.50	11.53	36.10	10.95	36.00	10.31	35.50	9.87	35.90	9.59	34.90	8.60
		263.8	40.30	12.26	40.00	11.70	39.80	11.11	39.20	10.66	39.60	10.34	38.50	9.26
		314.0	43.10	12.79	42.70	12.24	42.50	11.69	41.90	11.23	42.20	10.90	41.10	9.74
	0	84.4	55.70	14.51	54.30	14.08	53.20	13.61	52.10	13.04	52.10	12.68	49.70	11.33
		114.0	56.00	14.56	54.60	14.12	53.50	13.66	52.40	13.09	52.40	12.73	50.00	11.38
		211.0	57.30	14.70	55.90	14.25	54.80	13.81	53.70	13.24	53.70	12.86	51.30	11.51
		263.8	58.30	14.70	56.80	14.25	55.60	13.81	54.50	13.24	54.40	12.86	52.00	11.51
		314.0	59.00	14.70	57.60	14.25	56.20	13.81	55.10	13.24	55.00	12.86	52.60	11.51
	5	84.4	80.30	15.60	79.00	15.21	77.40	14.83	75.50	14.19	73.10	13.79	69.10	12.35
		114.0	80.60	15.68	79.20	15.29	77.40	14.91	75.50	14.27	73.10	13.87	69.10	12.43
		211.0	81.80	15.94	79.80	15.56	77.40	15.20	75.50	14.56	73.10	14.14	69.10	12.66
		263.8	82.20	16.05	79.40	15.67	77.40	15.30	75.50	14.67	73.10	14.25	69.10	12.75
		314.0	82.50	16.12	79.10	15.74	77.40	15.38	75.50	14.74	73.10	14.32	69.10	12.82
	10	84.4	80.60	14.01	79.10	13.63	77.20	13.35	75.30	12.94	72.90	12.52	68.90	11.26
		114.0	81.10	14.07	79.40	13.69	77.40	13.41	75.60	12.96	73.20	12.51	69.10	11.27
		211.0	82.50	14.25	80.70	13.88	78.20	13.59	76.30	13.03	73.90	12.47	69.80	11.32
		263.8	82.90	14.20	80.50	13.88	78.50	13.64	76.60	13.08	74.20	12.52	70.20	11.70
		314.0	83.20	14.15	80.30	13.88	78.70	13.69	76.90	13.12	74.50	12.56	70.50	11.98
	15	84.4	80.80	12.43	79.20	12.06	77.00	11.88	75.00	11.70	72.80	11.22	68.70	10.17
		114.0	81.40	12.46	79.80	12.09	77.50	11.91	75.50	11.65	73.30	11.12	69.20	10.12
		211.0	83.20	12.56	81.60	12.19	79.10	11.99	77.20	11.48	74.60	10.81	70.60	9.95
		263.8	83.60	12.37	81.60	12.08	79.70	11.99	77.80	11.48	75.20	10.81	71.30	10.64
		314.0	83.90	12.23	81.60	12.01	80.30	11.99	78.20	11.48	75.60	10.81	71.80	11.14
	20	84.4	83.10	11.18	81.60	10.70	79.00	10.42	76.80	10.26	74.40	10.13	70.40	9.62
		114.0	83.70	11.18	82.20	10.75	79.50	10.47	77.40	10.31	75.00	10.12	70.90	9.58
		211.0	85.80	11.18	84.00	10.90	81.20	10.64	79.30	10.46	76.70	10.09	72.40	9.45
		263.8	86.10	11.08	83.80	10.81	81.90	10.64	79.70	10.46	77.20	10.13	72.90	9.80
		314.0	86.40	11.00	83.70	10.74	82.50	10.64	80.10	10.46	77.60	10.16	73.30	10.05
	25	84.4	87.10	10.57	84.50	10.08	81.90	9.89	80.10	9.67	78.00	9.49	73.70	8.83
		114.0	87.10	10.52	84.50	10.06	81.90	9.87	80.10	9.62	78.00	9.44	73.70	8.78
		211.0	87.30	10.37	84.50	9.99	81.90	9.80	80.10	9.45	78.00	9.29	73.70	8.61
		263.8	87.60	9.99	84.50	9.73	81.90	9.62	80.10	9.45	78.00	9.11	73.70	8.61
		314.0	87.90	9.71	84.50	9.54	81.90	9.49	80.10	9.45	78.00	8.98	73.70	8.61
	30	84.4	87.60	10.11	84.50	9.62	81.90	9.33	80.10	8.98	78.00	8.87	73.70	8.15
		114.0	87.60	10.01	84.50	9.55	81.90	9.28	80.10	8.93	78.00	8.77	73.70	8.10
		211.0	87.60	9.69	84.50	9.33	81.90	9.11	80.10	8.78	78.00	8.44	73.70	7.93
		263.8	87.60	9.38	84.50	9.11	81.90	8.94	80.10	8.78	78.00	8.44	73.70	7.78
		314.0	87.60	9.16	84.50	8.96	81.90	8.82	80.10	8.78	78.00	8.44	73.70	7.67
	35	84.4	87.60	9.66	84.50	9.13	81.90	8.87	80.10	8.52	78.00	8.18	73.70	7.47
		114.0	87.60	9.50	84.50	9.03	81.90	8.77	80.10	8.42	78.00	8.08	73.70	7.42
		211.0	87.60	8.98	84.50	8.71	81.90	8.44	80.10	8.11	78.00	7.78	73.70	7.27
		263.8	87.60	8.87	84.50	8.65	81.90	8.44	80.10	8.11	78.00	7.78	73.70	7.09
		314.0	87.60	8.80	84.50	8.60	81.90	8.44	80.10	8.11	78.00	7.78	73.70	6.96
	40	84.4	87.60	9.37	84.50	8.71	81.90	8.36	80.10	8.02	78.00	7.69	73.70	6.96
		114.0	87.60	9.16	84.50	8.60	81.90	8.26	80.10	7.92	78.00	7.59	73.70	6.91
		211.0	87.60	8.47	84.50	8.21	81.90	7.93	80.10	7.60	78.00	7.27	73.70	6.76
263.8		87.60	8.36	84.50	8.11	81.90	7.93	80.10	7.60	78.00	7.27	73.70	6.58	
314.0		87.60	8.29	84.50	8.03	81.90	7.93	80.10	7.60	78.00	7.27	73.70	6.45	
45	84.4	87.60	9.08	84.50	8.29	81.90	7.86	80.10	7.51	78.00	7.18	73.70	6.45	
	114.0	87.60	8.82	84.50	8.15	81.90	7.76	80.10	7.41	78.00	7.08	73.70	6.40	
	211.0	87.60	7.96	84.50	7.70	81.90	7.42	80.10	7.09	78.00	6.76	73.70	6.25	
	263.8	87.60	7.86	84.50	7.56	81.90	7.42	80.10	7.09	78.00	6.76	73.70	6.08	

7. Capacity Tables

Combi. (%)	Inlet Water Temp. (°C)	Water Flow Rate (LPM)	Indoor Air Temp. (°C, DB)											
			16.0		18.0		20.0		21.0		22.0		24.0	
			TC	PI	TC	PI	TC	PI	TC	PI	TC	PI	TC	PI
120	45	314.0	87.60	7.78	84.50	7.46	81.90	7.42	80.10	7.09	78.00	6.76	73.70	5.96
110	-5	84.4	29.50	10.75	29.30	9.99	29.10	9.29	28.80	8.91	28.80	8.65	28.20	7.74
		114.0	30.60	10.96	30.40	10.21	30.20	9.53	29.90	9.13	29.90	8.87	29.30	7.94
		211.0	34.50	11.66	34.30	10.95	34.10	10.31	33.70	9.87	33.70	9.59	33.00	8.60
		263.8	38.10	12.42	37.80	11.70	37.60	11.11	37.20	10.66	37.20	10.34	36.50	9.26
		314.0	40.70	12.97	40.30	12.24	40.10	11.69	39.70	11.23	39.70	10.90	39.00	9.74
	0	84.4	52.60	14.70	51.50	14.08	50.40	13.61	49.50	13.04	49.00	12.68	47.10	11.33
		114.0	52.90	14.75	51.80	14.12	50.70	13.66	49.80	13.09	49.30	12.73	47.40	11.38
		211.0	54.20	14.88	53.00	14.25	51.90	13.81	50.90	13.24	50.40	12.86	48.60	11.51
		263.8	55.00	14.88	53.90	14.25	52.80	13.81	51.70	13.24	51.30	12.86	49.30	11.51
		314.0	55.60	14.88	54.60	14.25	53.50	13.81	52.30	13.24	52.00	12.86	49.80	11.51
	5	84.4	76.80	15.81	75.00	15.21	73.30	14.83	71.70	14.19	68.90	13.79	65.50	12.35
		114.0	77.10	15.89	75.20	15.29	73.30	14.91	71.70	14.27	68.90	13.87	65.50	12.43
		211.0	78.10	16.16	75.70	15.56	73.30	15.20	71.70	14.56	68.90	14.14	65.50	12.66
		263.8	78.60	16.26	75.90	15.67	73.30	15.30	71.70	14.67	68.90	14.25	65.50	12.75
	10	314.0	79.00	16.33	76.10	15.74	73.30	15.38	71.70	14.74	68.90	14.32	65.50	12.82
		84.4	77.20	14.17	75.20	13.69	73.20	13.39	71.50	12.94	68.70	12.52	65.40	11.26
		114.0	77.50	14.20	75.40	13.74	73.30	13.44	71.60	12.96	68.80	12.51	65.50	11.27
		211.0	78.60	14.30	76.20	13.88	73.70	13.59	72.10	13.03	69.30	12.47	65.80	11.32
	15	263.8	79.00	14.30	76.50	13.88	74.00	13.55	72.20	12.99	69.50	12.52	66.00	11.44
		314.0	79.30	14.30	76.70	13.88	74.30	13.53	72.30	12.96	69.60	12.56	66.10	11.53
		84.4	77.40	12.54	75.30	12.19	73.10	11.99	71.50	11.70	68.60	11.22	65.30	10.17
		114.0	77.70	12.52	75.60	12.19	73.40	11.99	71.70	11.65	68.90	11.12	65.50	10.12
	20	211.0	79.00	12.45	76.70	12.19	74.20	11.99	72.40	11.48	69.70	10.81	66.20	9.95
		263.8	79.40	12.37	77.10	12.08	74.60	11.82	72.80	11.32	70.00	10.81	66.50	10.13
		314.0	79.70	12.31	77.50	12.01	74.90	11.71	73.00	11.20	70.20	10.81	66.80	10.26
		84.4	78.80	10.82	76.60	10.57	74.20	10.31	72.20	10.13	69.50	9.84	65.80	9.20
	25	114.0	79.30	10.85	76.90	10.57	74.50	10.31	72.50	10.13	69.80	9.79	66.10	9.18
		211.0	80.90	10.93	77.90	10.57	75.20	10.31	73.50	10.13	70.60	9.62	67.10	9.11
		263.8	81.40	10.93	78.60	10.57	75.70	10.31	73.70	9.95	71.00	9.62	67.30	9.11
		314.0	81.80	10.93	79.20	10.57	76.10	10.31	73.90	9.82	71.30	9.62	67.50	9.11
	30	84.4	81.20	9.85	78.80	9.49	75.70	9.33	74.00	8.98	71.50	8.65	67.60	7.93
		114.0	81.40	9.83	78.80	9.44	75.70	9.28	74.00	8.93	71.50	8.60	67.60	7.93
		211.0	82.10	9.76	78.80	9.29	75.70	9.11	74.00	8.78	71.50	8.44	67.60	7.93
		263.8	82.50	9.76	78.80	9.33	75.70	8.94	74.00	8.78	71.50	8.27	67.60	7.78
	35	314.0	82.80	9.76	78.80	9.36	75.70	8.82	74.00	8.78	71.50	8.16	67.60	7.67
		84.4	82.50	8.98	78.80	8.65	75.70	8.32	74.00	8.15	71.50	7.64	67.60	7.14
		114.0	82.50	8.93	78.80	8.60	75.70	8.27	74.00	8.10	71.50	7.59	67.60	7.09
		211.0	82.50	8.78	78.80	8.44	75.70	8.11	74.00	7.93	71.50	7.42	67.60	6.92
	40	263.8	82.50	8.71	78.80	8.27	75.70	7.93	74.00	7.78	71.50	7.42	67.60	6.92
		314.0	82.50	8.66	78.80	8.16	75.70	7.80	74.00	7.67	71.50	7.42	67.60	6.92
		84.4	82.50	8.52	78.80	7.97	75.70	7.64	74.00	7.31	71.50	6.96	67.60	6.45
		114.0	82.50	8.42	78.80	7.92	75.70	7.59	74.00	7.26	71.50	6.91	67.60	6.40
	45	211.0	82.50	8.11	78.80	7.78	75.70	7.42	74.00	7.09	71.50	6.76	67.60	6.25
		263.8	82.50	7.89	78.80	7.60	75.70	7.27	74.00	7.09	71.50	6.76	67.60	6.25
		314.0	82.50	7.73	78.80	7.47	75.70	7.16	74.00	7.09	71.50	6.76	67.60	6.25
		84.4	82.50	8.02	78.80	7.69	75.70	7.18	74.00	6.80	71.50	6.45	67.60	5.94
	50	114.0	82.50	7.92	78.80	7.59	75.70	7.08	74.00	6.75	71.50	6.40	67.60	5.89
		211.0	82.50	7.60	78.80	7.27	75.70	6.76	74.00	6.58	71.50	6.25	67.60	5.74
263.8		82.50	7.49	78.80	7.09	75.70	6.76	74.00	6.41	71.50	6.08	67.60	5.57	
314.0		82.50	7.42	78.80	6.96	75.70	6.76	74.00	6.29	71.50	5.96	67.60	5.45	
55	84.4	82.50	7.51	78.80	7.40	75.70	6.71	74.00	6.30	71.50	5.94	67.60	5.43	
	114.0	82.50	7.41	78.80	7.25	75.70	6.57	74.00	6.25	71.50	5.89	67.60	5.38	
	211.0	82.50	7.09	78.80	6.76	75.70	6.08	74.00	6.08	71.50	5.74	67.60	5.24	
		263.8	82.50	7.09	78.80	6.58	75.70	6.25	74.00	5.74	71.50	5.39	67.60	4.89

7. Capacity Tables

Combi. (%)	Inlet Water Temp. (°C)	Water Flow Rate (LPM)	Indoor Air Temp. (°C, DB)											
			16.0		18.0		20.0		21.0		22.0		24.0	
			TC	PI	TC	PI	TC	PI	TC	PI	TC	PI	TC	PI
110	45	314.0	82.50	7.09	78.80	6.45	75.70	6.37	74.00	5.50	71.50	5.15	67.60	4.63
100	-5	84.4	27.90	10.75	27.70	10.13	27.50	9.29	27.30	8.91	27.10	8.51	26.60	7.74
		114.0	29.00	10.96	28.80	10.35	28.60	9.53	28.40	9.13	28.20	8.73	27.70	7.94
		211.0	32.60	11.66	32.40	11.09	32.30	10.31	31.90	9.87	31.70	9.45	31.20	8.60
		263.8	36.10	12.42	35.80	11.86	35.60	11.11	35.20	10.66	35.00	10.18	34.30	9.26
		314.0	38.60	12.97	38.10	12.41	37.90	11.69	37.60	11.23	37.40	10.71	36.60	9.74
	0	84.4	49.80	14.70	48.70	14.27	47.70	13.61	46.90	13.04	46.00	12.48	44.40	11.33
		114.0	50.10	14.75	49.00	14.32	48.00	13.66	47.20	13.09	46.30	12.53	44.70	11.38
		211.0	51.30	14.88	50.20	14.45	49.10	13.81	48.20	13.24	47.30	12.66	45.70	11.51
		263.8	52.00	14.88	50.90	14.45	49.90	13.81	48.90	13.24	48.10	12.66	46.40	11.51
		314.0	52.60	14.88	51.50	14.45	50.40	13.81	49.50	13.24	48.60	12.66	47.00	11.51
	5	84.4	73.50	15.81	71.00	15.42	69.30	14.83	67.80	14.19	64.60	13.59	61.60	12.35
		114.0	73.80	15.89	71.20	15.50	69.30	14.91	67.80	14.27	64.60	13.67	61.60	12.43
		211.0	74.80	16.16	71.70	15.78	69.30	15.20	67.80	14.56	64.60	13.94	61.60	12.66
		263.8	75.20	16.26	71.90	15.87	69.30	15.30	67.80	14.67	64.60	14.03	61.60	12.75
		314.0	75.50	16.33	72.00	15.95	69.30	15.38	67.80	14.74	64.60	14.10	61.60	12.82
	10	84.4	73.90	14.14	71.30	13.83	69.30	13.39	67.80	12.94	64.60	12.30	61.60	11.26
		114.0	74.10	14.22	71.40	13.88	69.30	13.44	67.80	12.96	64.60	12.32	61.60	11.27
		211.0	74.80	14.46	71.70	14.04	69.30	13.59	67.80	13.03	64.60	12.37	61.60	11.32
		263.8	75.30	14.41	72.10	14.04	69.30	13.55	67.80	12.99	64.60	12.33	61.60	11.26
		314.0	75.70	14.37	72.30	14.04	69.30	13.53	67.80	12.96	64.60	12.30	61.60	11.22
	15	84.4	74.30	12.46	71.50	12.25	69.30	11.99	67.80	11.70	64.60	11.01	61.60	10.17
		114.0	74.40	12.54	71.50	12.26	69.30	11.99	67.80	11.65	64.60	10.96	61.60	10.12
		211.0	74.80	12.77	71.80	12.30	69.30	11.99	67.80	11.48	64.60	10.81	61.60	9.95
		263.8	75.40	12.56	72.20	12.19	69.30	11.82	67.80	11.32	64.60	10.64	61.60	9.80
		314.0	75.80	12.40	72.50	12.12	69.30	11.71	67.80	11.20	64.60	10.52	61.60	9.69
	20	84.4	74.70	10.66	72.00	10.38	69.30	10.13	67.80	10.00	64.60	9.33	61.60	8.87
		114.0	75.00	10.72	72.00	10.39	69.30	10.13	67.80	9.95	64.60	9.28	61.60	8.77
		211.0	76.10	10.90	72.20	10.42	69.30	10.13	67.80	9.80	64.60	9.11	61.60	8.44
		263.8	76.50	10.71	72.80	10.34	69.30	9.95	67.80	9.62	64.60	8.94	61.60	8.27
		314.0	76.80	10.58	73.30	10.28	69.30	9.82	67.80	9.49	64.60	8.82	61.60	8.16
	25	84.4	75.60	9.31	73.10	9.02	69.30	8.65	67.80	8.32	64.60	7.82	61.60	7.09
		114.0	75.90	9.32	73.10	8.96	69.30	8.60	67.80	8.27	64.60	7.77	61.60	7.09
		211.0	77.00	9.36	73.10	8.78	69.30	8.44	67.80	8.11	64.60	7.60	61.60	7.09
		263.8	77.40	9.15	73.10	8.71	69.30	8.27	67.80	7.93	64.60	7.60	61.60	6.92
		314.0	77.70	8.99	73.10	8.66	69.30	8.16	67.80	7.80	64.60	7.60	61.60	6.80
	30	84.4	77.40	8.47	73.10	7.82	69.30	7.29	67.80	7.14	64.60	6.58	61.60	6.30
		114.0	77.40	8.42	73.10	7.77	69.30	7.27	67.80	7.09	64.60	6.58	61.60	6.25
		211.0	77.40	8.27	73.10	7.60	69.30	7.20	67.80	6.92	64.60	6.58	61.60	6.08
		263.8	77.40	8.11	73.10	7.60	69.30	7.09	67.80	6.92	64.60	6.41	61.60	6.08
		314.0	77.40	7.99	73.10	7.60	69.30	7.02	67.80	6.92	64.60	6.29	61.60	6.08
	35	84.4	77.40	7.86	73.10	7.18	69.30	6.43	67.80	6.30	64.60	5.94	61.60	5.43
		114.0	77.40	7.76	73.10	7.08	69.30	6.41	67.80	6.25	64.60	5.89	61.60	5.38
		211.0	77.40	7.42	73.10	6.76	69.30	6.34	67.80	6.08	64.60	5.74	61.60	5.24
		263.8	77.40	7.42	73.10	6.76	69.30	6.25	67.80	6.08	64.60	5.74	61.60	5.24
		314.0	77.40	7.42	73.10	6.76	69.30	6.18	67.80	6.08	64.60	5.74	61.60	5.24
	40	84.4	77.40	7.36	73.10	6.67	69.30	5.76	67.80	5.61	64.60	5.28	61.60	4.93
		114.0	77.40	7.26	73.10	6.57	69.30	5.74	67.80	5.56	64.60	5.23	61.60	4.88
		211.0	77.40	6.92	73.10	6.25	69.30	5.68	67.80	5.39	64.60	5.07	61.60	4.74
263.8		77.40	6.76	73.10	6.25	69.30	5.57	67.80	5.39	64.60	5.07	61.60	4.74	
314.0		77.40	6.64	73.10	6.25	69.30	5.50	67.80	5.39	64.60	5.07	61.60	4.74	
45	84.4	77.40	6.85	73.10	6.16	69.30	5.08	67.80	4.93	64.60	4.61	61.60	4.43	
	114.0	77.40	6.75	73.10	6.06	69.30	5.06	67.80	4.88	64.60	4.56	61.60	4.38	
	211.0	77.40	6.41	73.10	5.74	69.30	4.99	67.80	4.74	64.60	4.39	61.60	4.23	
	263.8	77.40	6.08	73.10	5.74	69.30	4.89	67.80	4.74	64.60	4.39	61.60	4.23	

7. Capacity Tables

Combi. (%)	Inlet Water Temp. (°C)	Water Flow Rate (LPM)	Indoor Air Temp. (°C, DB)											
			16.0		18.0		20.0		21.0		22.0		24.0	
			TC	PI	TC	PI	TC	PI	TC	PI	TC	PI	TC	PI
100	45	314.0	77.40	5.85	73.10	5.74	69.30	4.81	67.80	4.74	64.60	4.39	61.60	4.23
90	-5	84.4	26.30	9.98	25.50	9.09	24.70	7.98	24.60	7.60	24.40	7.33	24.00	6.58
		114.0	27.30	10.18	26.50	9.28	25.70	8.19	25.60	7.79	25.40	7.52	25.00	6.74
		211.0	30.80	10.83	29.90	9.93	29.00	8.85	28.80	8.44	28.60	8.14	28.00	7.30
		263.8	34.10	11.51	33.00	10.64	31.90	9.55	31.70	9.10	31.50	8.77	31.00	7.87
		314.0	36.40	12.02	35.20	11.15	34.10	10.06	33.90	9.58	33.70	9.22	33.10	8.28
	0	84.4	47.10	13.59	44.90	12.75	42.80	11.70	42.20	11.17	41.40	10.75	39.90	9.65
		114.0	47.40	13.63	45.20	12.79	43.10	11.73	42.50	11.20	41.70	10.78	40.20	9.68
		211.0	48.40	13.76	46.20	12.92	44.10	11.86	43.40	11.32	42.70	10.90	41.10	9.78
		263.8	49.10	13.76	46.90	12.92	44.80	11.86	44.00	11.32	43.40	10.90	41.80	9.78
		314.0	49.70	13.76	47.50	12.92	45.20	11.86	44.50	11.32	44.00	10.90	42.30	9.78
	5	84.4	66.50	14.59	64.30	13.77	62.30	12.74	61.00	12.15	58.30	11.69	55.50	10.50
		114.0	66.60	14.67	64.30	13.85	62.30	12.82	61.00	12.23	58.30	11.77	55.50	10.56
		211.0	66.80	14.92	64.10	14.10	62.30	13.05	61.00	12.45	58.30	12.00	55.50	10.76
		263.8	67.10	15.00	64.30	14.18	62.30	13.15	61.00	12.54	58.30	12.08	55.50	10.84
		314.0	67.40	15.06	64.50	14.24	62.30	13.23	61.00	12.61	58.30	12.14	55.50	10.90
	10	84.4	66.80	12.88	64.50	12.25	62.30	11.53	61.00	11.06	58.30	10.61	55.50	9.56
		114.0	66.80	12.89	64.50	12.27	62.30	11.55	61.00	11.08	58.30	10.60	55.50	9.57
		211.0	66.70	12.92	64.20	12.31	62.30	11.60	61.00	11.13	58.30	10.57	55.50	9.60
		263.8	67.10	12.88	64.30	12.28	62.30	11.57	61.00	11.09	58.30	10.60	55.50	9.64
		314.0	67.40	12.86	64.50	12.25	62.30	11.54	61.00	11.07	58.30	10.63	55.50	9.67
	15	84.4	67.10	11.15	64.70	10.75	62.30	10.35	61.00	10.00	58.30	9.53	55.50	8.65
		114.0	67.00	11.10	64.60	10.70	62.30	10.30	61.00	9.95	58.30	9.43	55.50	8.60
		211.0	66.60	10.93	64.20	10.53	62.30	10.13	61.00	9.80	58.30	9.11	55.50	8.44
		263.8	67.10	10.77	64.40	10.37	62.30	9.95	61.00	9.62	58.30	9.11	55.50	8.44
		314.0	67.50	10.66	64.50	10.25	62.30	9.82	61.00	9.49	58.30	9.11	55.50	8.44
	20	84.4	67.60	9.42	65.10	9.14	62.30	8.83	61.00	8.47	58.30	8.18	55.50	7.69
		114.0	67.60	9.42	64.90	9.11	62.30	8.78	61.00	8.42	58.30	8.08	55.50	7.59
		211.0	67.30	9.42	64.40	9.02	62.30	8.61	61.00	8.27	58.30	7.78	55.50	7.27
		263.8	67.50	9.26	64.60	8.94	62.30	8.61	61.00	8.27	58.30	7.78	55.50	7.27
		314.0	67.60	9.14	64.70	8.89	62.30	8.61	61.00	8.27	58.30	7.78	55.50	7.27
	25	84.4	68.70	8.23	65.80	7.79	62.30	7.47	61.00	7.09	58.30	6.80	55.50	6.30
		114.0	68.90	8.21	65.80	7.77	62.30	7.42	61.00	7.09	58.30	6.75	55.50	6.25
		211.0	69.50	8.14	65.80	7.70	62.30	7.27	61.00	7.09	58.30	6.58	55.50	6.08
		263.8	69.70	7.93	65.80	7.53	62.30	7.27	61.00	6.92	58.30	6.58	55.50	6.08
		314.0	69.90	7.77	65.80	7.40	62.30	7.27	61.00	6.80	58.30	6.58	55.50	6.08
	30	84.4	69.70	7.47	65.80	6.96	62.30	6.45	61.00	6.30	58.30	5.94	55.50	5.39
		114.0	69.70	7.42	65.80	6.91	62.30	6.40	61.00	6.25	58.30	5.89	55.50	5.39
		211.0	69.70	7.27	65.80	6.76	62.30	6.25	61.00	6.08	58.30	5.74	55.50	5.39
		263.8	69.70	7.09	65.80	6.58	62.30	6.25	61.00	6.08	58.30	5.74	55.50	5.24
		314.0	69.70	6.96	65.80	6.45	62.30	6.25	61.00	6.08	58.30	5.74	55.50	5.14
	35	84.4	69.70	6.80	65.80	6.30	62.30	5.79	61.00	5.61	58.30	5.28	55.50	4.93
		114.0	69.70	6.75	65.80	6.25	62.30	5.74	61.00	5.56	58.30	5.23	55.50	4.88
		211.0	69.70	6.58	65.80	6.08	62.30	5.57	61.00	5.39	58.30	5.07	55.50	4.74
		263.8	69.70	6.41	65.80	5.90	62.30	5.39	61.00	5.24	58.30	5.07	55.50	4.74
		314.0	69.70	6.29	65.80	5.77	62.30	5.27	61.00	5.14	58.30	5.07	55.50	4.74
	40	84.4	69.70	6.34	65.80	5.79	62.30	5.10	61.00	4.93	58.30	4.78	55.50	4.43
		114.0	69.70	6.24	65.80	5.74	62.30	5.05	61.00	4.88	58.30	4.73	55.50	4.38
		211.0	69.70	5.90	65.80	5.57	62.30	4.89	61.00	4.74	58.30	4.56	55.50	4.23
263.8		69.70	5.90	65.80	5.57	62.30	4.89	61.00	4.74	58.30	4.56	55.50	4.23	
314.0		69.70	5.90	65.80	5.57	62.30	4.89	61.00	4.74	58.30	4.56	55.50	4.23	
45	84.4	69.70	5.87	65.80	5.28	62.30	4.43	61.00	4.27	58.30	4.27	55.50	3.92	
	114.0	69.70	5.73	65.80	5.23	62.30	4.38	61.00	4.22	58.30	4.22	55.50	3.87	
	211.0	69.70	5.24	65.80	5.07	62.30	4.23	61.00	4.05	58.30	4.05	55.50	3.72	
	263.8	69.70	5.39	65.80	5.24	62.30	4.39	61.00	4.23	58.30	4.05	55.50	3.72	

7. Capacity Tables

Combi. (%)	Inlet Water Temp. (°C)	Water Flow Rate (LPM)	Indoor Air Temp. (°C, DB)											
			16.0		18.0		20.0		21.0		22.0		24.0	
			TC	PI	TC	PI	TC	PI	TC	PI	TC	PI	TC	PI
90	45	314.0	69.70	5.50	65.80	5.37	62.30	4.50	61.00	4.36	58.30	4.05	55.50	3.72
80	-5	84.4	24.90	7.11	23.30	6.83	22.00	6.54	21.80	6.32	21.70	6.03	21.30	5.56
		114.0	25.90	7.29	24.30	7.01	22.80	6.70	22.60	6.48	22.50	6.19	22.10	5.69
		211.0	29.10	7.89	27.30	7.58	25.80	7.25	25.50	7.00	25.40	6.69	24.90	6.14
		263.8	32.10	8.51	30.10	8.18	28.50	7.82	28.20	7.56	28.00	7.21	27.50	6.63
		314.0	34.30	8.96	32.10	8.61	30.40	8.23	30.20	7.97	30.00	7.59	29.40	7.00
	0	84.4	44.40	10.44	40.90	10.02	38.10	9.60	37.40	9.27	36.90	8.83	35.50	8.13
		114.0	44.70	10.47	41.20	10.05	38.40	9.63	37.70	9.30	37.20	8.86	35.80	8.16
		211.0	45.80	10.58	42.20	10.17	39.20	9.73	38.50	9.40	38.00	8.96	36.50	8.24
		263.8	46.40	10.58	42.80	10.17	39.90	9.73	39.10	9.40	38.70	8.96	37.20	8.24
		314.0	46.80	10.58	43.20	10.17	40.50	9.73	39.50	9.40	39.20	8.96	37.70	8.24
	5	84.4	61.40	11.35	57.90	10.91	55.40	10.42	54.20	10.08	51.90	9.61	49.30	8.84
		114.0	61.60	11.43	58.00	10.97	55.40	10.49	54.20	10.14	51.90	9.66	49.30	8.90
		211.0	62.10	11.65	58.50	11.18	55.50	10.71	54.20	10.34	51.90	9.85	49.30	9.08
		263.8	62.10	11.72	58.50	11.26	55.50	10.77	54.20	10.41	51.90	9.92	49.30	9.13
		314.0	62.10	11.77	58.50	11.32	55.50	10.82	54.20	10.45	51.90	9.96	49.30	9.17
	10	84.4	61.80	10.44	58.30	9.97	55.40	9.46	54.20	9.20	51.90	8.71	49.30	8.07
		114.0	61.80	10.42	58.30	9.96	55.40	9.46	54.20	9.20	51.90	8.71	49.30	8.07
		211.0	62.10	10.37	58.50	9.91	55.50	9.49	54.20	9.22	51.90	8.73	49.30	8.09
		263.8	62.10	10.34	58.50	9.93	55.50	9.51	54.20	9.17	51.90	8.68	49.30	8.03
		314.0	62.10	10.33	58.50	9.95	55.50	9.53	54.20	9.12	51.90	8.63	49.30	7.99
	15	84.4	62.10	9.53	58.50	9.02	55.50	8.47	54.20	8.32	51.90	7.82	49.30	7.31
		114.0	62.10	9.43	58.50	8.92	55.50	8.42	54.20	8.27	51.90	7.77	49.30	7.26
		211.0	62.10	9.11	58.50	8.61	55.50	8.27	54.20	8.11	51.90	7.60	49.30	7.09
		263.8	62.10	8.94	58.50	8.61	55.50	8.27	54.20	7.93	51.90	7.42	49.30	6.92
		314.0	62.10	8.82	58.50	8.61	55.50	8.27	54.20	7.80	51.90	7.29	49.30	6.80
	20	84.4	62.10	7.97	58.50	7.64	55.50	7.27	54.20	7.14	51.90	6.80	49.30	6.30
		114.0	62.10	7.92	58.50	7.59	55.50	7.27	54.20	7.09	51.90	6.75	49.30	6.25
		211.0	62.10	7.78	58.50	7.42	55.50	7.27	54.20	6.92	51.90	6.58	49.30	6.08
		263.8	62.10	7.60	58.50	7.27	55.50	7.09	54.20	6.92	51.90	6.41	49.30	6.08
		314.0	62.10	7.47	58.50	7.16	55.50	6.96	54.20	6.92	51.90	6.29	49.30	6.08
	25	84.4	62.10	7.14	58.50	6.63	55.50	6.25	54.20	6.12	51.90	5.79	49.30	5.43
		114.0	62.10	7.09	58.50	6.58	55.50	6.25	54.20	6.07	51.90	5.74	49.30	5.38
		211.0	62.10	6.92	58.50	6.41	55.50	6.25	54.20	5.90	51.90	5.57	49.30	5.24
		263.8	62.10	6.76	58.50	6.41	55.50	6.08	54.20	5.90	51.90	5.57	49.30	5.24
		314.0	62.10	6.64	58.50	6.41	55.50	5.96	54.20	5.90	51.90	5.57	49.30	5.24
	30	84.4	62.10	6.30	58.50	5.94	55.50	5.61	54.20	5.43	51.90	5.10	49.30	4.78
		114.0	62.10	6.25	58.50	5.89	55.50	5.56	54.20	5.38	51.90	5.05	49.30	4.73
		211.0	62.10	6.08	58.50	5.74	55.50	5.39	54.20	5.24	51.90	4.89	49.30	4.56
		263.8	62.10	6.08	58.50	5.74	55.50	5.39	54.20	5.24	51.90	4.89	49.30	4.56
		314.0	62.10	6.08	58.50	5.74	55.50	5.39	54.20	5.24	51.90	4.89	49.30	4.56
	35	84.4	62.10	5.79	58.50	5.43	55.50	4.93	54.20	4.74	51.90	4.61	49.30	4.23
		114.0	62.10	5.74	58.50	5.38	55.50	4.88	54.20	4.74	51.90	4.56	49.30	4.23
		211.0	62.10	5.57	58.50	5.24	55.50	4.74	54.20	4.74	51.90	4.39	49.30	4.23
		263.8	62.10	5.57	58.50	5.07	55.50	4.74	54.20	4.56	51.90	4.39	49.30	4.05
		314.0	62.10	5.57	58.50	4.94	55.50	4.74	54.20	4.43	51.90	4.39	49.30	3.92
	40	84.4	62.10	5.48	58.50	4.93	55.50	4.39	54.20	4.43	51.90	4.05	49.30	3.92
		114.0	62.10	5.38	58.50	4.88	55.50	4.39	54.20	4.38	51.90	4.05	49.30	3.87
		211.0	62.10	5.07	58.50	4.74	55.50	4.39	54.20	4.23	51.90	4.05	49.30	3.72
263.8		62.10	5.07	58.50	4.74	55.50	4.23	54.20	4.23	51.90	4.05	49.30	3.72	
314.0		62.10	5.07	58.50	4.74	55.50	4.11	54.20	4.23	51.90	4.05	49.30	3.72	
45	84.4	62.10	5.19	58.50	4.43	55.50	3.83	54.20	4.14	51.90	3.50	49.30	3.63	
	114.0	62.10	5.04	58.50	4.38	55.50	3.88	54.20	4.04	51.90	3.55	49.30	3.53	
	211.0	62.10	4.56	58.50	4.23	55.50	4.05	54.20	3.72	51.90	3.72	49.30	3.21	
	263.8	62.10	4.56	58.50	4.39	55.50	3.72	54.20	3.88	51.90	3.72	49.30	3.37	

7. Capacity Tables

Combi. (%)	Inlet Water Temp. (°C)	Water Flow Rate (LPM)	Indoor Air Temp. (°C, DB)											
			16.0		18.0		20.0		21.0		22.0		24.0	
			TC	PI	TC	PI	TC	PI	TC	PI	TC	PI	TC	PI
80	45	314.0	62.10	4.56	58.50	4.50	55.50	3.48	54.20	3.99	51.90	3.72	49.30	3.49
70	-5	84.4	21.70	6.10	20.40	5.81	19.30	5.63	19.10	5.30	18.90	5.12	18.70	4.65
		114.0	22.50	6.26	21.20	5.96	20.10	5.77	19.90	5.43	19.70	5.25	19.50	4.76
		211.0	25.40	6.76	23.80	6.45	22.50	6.23	22.30	5.87	22.20	5.66	21.80	5.15
		263.8	28.10	7.30	26.40	6.96	24.90	6.72	24.70	6.32	24.50	6.12	24.00	5.56
		314.0	30.00	7.70	28.30	7.32	26.70	7.08	26.50	6.66	26.30	6.45	25.60	5.85
	0	84.4	38.90	8.93	35.90	8.52	33.30	8.23	32.80	7.75	32.30	7.49	31.10	6.81
		114.0	39.20	8.96	36.20	8.55	33.60	8.26	33.00	7.78	32.50	7.52	31.30	6.83
		211.0	40.00	9.07	36.90	8.63	34.30	8.36	33.70	7.86	33.20	7.60	31.90	6.90
		263.8	40.50	9.07	37.60	8.63	34.80	8.36	34.30	7.86	33.70	7.60	32.50	6.90
		314.0	41.00	9.07	38.10	8.63	35.20	8.36	34.70	7.86	34.10	7.60	32.90	6.90
	5	84.4	53.70	9.73	50.80	9.26	48.40	8.96	47.30	8.45	45.30	8.15	43.10	7.40
		114.0	53.80	9.79	50.90	9.32	48.40	9.02	47.30	8.50	45.30	8.20	43.10	7.45
		211.0	54.20	9.97	51.30	9.50	48.40	9.20	47.30	8.65	45.30	8.36	43.10	7.60
		263.8	54.20	10.04	51.30	9.57	48.40	9.27	47.30	8.71	45.30	8.42	43.10	7.65
		314.0	54.20	10.10	51.30	9.62	48.40	9.33	47.30	8.76	45.30	8.46	43.10	7.69
	10	84.4	53.90	8.96	51.00	8.47	48.40	8.16	47.30	7.70	45.30	7.38	43.10	6.76
		114.0	53.90	8.94	51.00	8.45	48.40	8.14	47.30	7.70	45.30	7.38	43.10	6.76
		211.0	54.20	8.87	51.30	8.38	48.40	8.07	47.30	7.70	45.30	7.38	43.10	6.76
		263.8	54.20	8.91	51.30	8.42	48.40	8.11	47.30	7.74	45.30	7.34	43.10	6.78
		314.0	54.20	8.94	51.30	8.45	48.40	8.13	47.30	7.77	45.30	7.31	43.10	6.79
	15	84.4	54.20	8.18	51.30	7.69	48.40	7.36	47.30	6.96	45.30	6.63	43.10	6.12
		114.0	54.20	8.08	51.30	7.59	48.40	7.26	47.30	6.91	45.30	6.58	43.10	6.07
		211.0	54.20	7.78	51.30	7.27	48.40	6.92	47.30	6.76	45.30	6.41	43.10	5.90
		263.8	54.20	7.78	51.30	7.27	48.40	6.92	47.30	6.76	45.30	6.25	43.10	5.90
		314.0	54.20	7.78	51.30	7.27	48.40	6.92	47.30	6.76	45.30	6.14	43.10	5.90
	20	84.4	54.20	6.80	51.30	6.45	48.40	6.30	47.30	6.12	45.30	5.79	43.10	5.43
		114.0	54.20	6.75	51.30	6.40	48.40	6.25	47.30	6.07	45.30	5.74	43.10	5.38
		211.0	54.20	6.58	51.30	6.25	48.40	6.08	47.30	5.90	45.30	5.57	43.10	5.24
		263.8	54.20	6.58	51.30	6.25	48.40	6.08	47.30	5.74	45.30	5.57	43.10	5.07
		314.0	54.20	6.58	51.30	6.25	48.40	6.08	47.30	5.63	45.30	5.57	43.10	4.94
	25	84.4	54.20	6.12	51.30	5.79	48.40	5.43	47.30	5.28	45.30	4.89	43.10	4.56
		114.0	54.20	6.07	51.30	5.74	48.40	5.38	47.30	5.23	45.30	4.89	43.10	4.56
		211.0	54.20	5.90	51.30	5.57	48.40	5.24	47.30	5.07	45.30	4.89	43.10	4.56
		263.8	54.20	5.74	51.30	5.39	48.40	5.24	47.30	5.07	45.30	4.74	43.10	4.56
		314.0	54.20	5.63	51.30	5.27	48.40	5.24	47.30	5.07	45.30	4.63	43.10	4.56
	30	84.4	54.20	5.43	51.30	5.10	48.40	4.78	47.30	4.56	45.30	4.43	43.10	4.05
		114.0	54.20	5.38	51.30	5.05	48.40	4.73	47.30	4.56	45.30	4.38	43.10	4.05
		211.0	54.20	5.24	51.30	4.89	48.40	4.56	47.30	4.56	45.30	4.23	43.10	4.05
		263.8	54.20	5.24	51.30	4.89	48.40	4.56	47.30	4.39	45.30	4.23	43.10	4.05
		314.0	54.20	5.24	51.30	4.89	48.40	4.56	47.30	4.27	45.30	4.23	43.10	4.05
	35	84.4	54.20	4.93	51.30	4.61	48.40	4.23	47.30	4.27	45.30	3.88	43.10	3.77
		114.0	54.20	4.88	51.30	4.56	48.40	4.23	47.30	4.22	45.30	3.88	43.10	3.72
		211.0	54.20	4.74	51.30	4.39	48.40	4.23	47.30	4.05	45.30	3.88	43.10	3.55
		263.8	54.20	4.74	51.30	4.39	48.40	4.05	47.30	4.05	45.30	3.88	43.10	3.55
		314.0	54.20	4.74	51.30	4.39	48.40	3.92	47.30	4.05	45.30	3.88	43.10	3.55
	40	84.4	54.20	4.61	51.30	4.27	48.40	3.92	47.30	3.72	45.30	3.55	43.10	3.41
		114.0	54.20	4.56	51.30	4.22	48.40	3.87	47.30	3.72	45.30	3.55	43.10	3.36
		211.0	54.20	4.39	51.30	4.05	48.40	3.72	47.30	3.72	45.30	3.55	43.10	3.21
263.8		54.20	4.39	51.30	4.05	48.40	3.72	47.30	3.55	45.30	3.37	43.10	3.21	
314.0		54.20	4.39	51.30	4.05	48.40	3.72	47.30	3.43	45.30	3.24	43.10	3.21	
45	84.4	54.20	4.27	51.30	3.92	48.40	3.63	47.30	3.17	45.30	3.21	43.10	3.08	
	114.0	54.20	4.22	51.30	3.87	48.40	3.53	47.30	3.22	45.30	3.21	43.10	3.03	
	211.0	54.20	4.05	51.30	3.72	48.40	3.21	47.30	3.37	45.30	3.21	43.10	2.86	
	263.8	54.20	4.05	51.30	3.72	48.40	3.37	47.30	3.04	45.30	2.86	43.10	2.86	

7. Capacity Tables

Combi. (%)	Inlet Water Temp. (°C)	Water Flow Rate (LPM)	Indoor Air Temp. (°C, DB)											
			16.0		18.0		20.0		21.0		22.0		24.0	
			TC	PI	TC	PI	TC	PI	TC	PI	TC	PI	TC	PI
70	45	314.0	54.20	4.05	51.30	3.72	48.40	3.49	47.30	2.81	45.30	2.61	43.10	2.86
60	-5	84.4	18.70	4.96	17.40	4.77	16.50	4.58	16.30	4.26	16.30	4.19	15.90	3.74
		114.0	19.50	5.09	18.20	4.89	17.10	4.69	16.90	4.37	16.90	4.30	16.50	3.84
		211.0	21.80	5.50	20.40	5.29	19.30	5.08	19.10	4.72	19.10	4.65	18.70	4.16
		263.8	24.20	5.92	22.60	5.71	21.40	5.48	21.10	5.10	21.10	5.01	20.70	4.47
		314.0	25.90	6.23	24.10	6.01	23.00	5.78	22.60	5.38	22.50	5.27	22.10	4.69
	0	84.4	33.30	7.27	30.70	7.00	28.60	6.70	28.10	6.23	27.70	6.14	26.60	5.49
		114.0	33.60	7.30	30.90	7.02	28.80	6.73	28.30	6.25	27.90	6.16	26.80	5.51
		211.0	34.30	7.38	31.60	7.09	29.50	6.81	28.90	6.32	28.50	6.23	27.40	5.56
		263.8	34.80	7.38	32.10	7.09	30.00	6.81	29.30	6.32	29.00	6.23	27.90	5.56
		314.0	35.20	7.38	32.50	7.09	30.40	6.81	29.60	6.32	29.40	6.23	28.30	5.56
	5	84.4	46.00	7.91	43.40	7.61	41.60	7.29	40.70	6.79	38.90	6.69	37.00	5.96
		114.0	46.10	7.96	43.50	7.66	41.60	7.34	40.70	6.83	38.90	6.74	37.00	5.99
		211.0	46.60	8.11	43.80	7.81	41.60	7.49	40.70	6.96	38.90	6.87	37.00	6.12
		263.8	46.60	8.18	43.80	7.86	41.60	7.54	40.70	7.02	38.90	6.90	37.00	6.16
		314.0	46.60	8.23	43.80	7.89	41.60	7.59	40.70	7.06	38.90	6.93	37.00	6.19
	10	84.4	46.30	7.27	43.60	6.96	41.60	6.62	40.70	6.18	38.90	6.07	37.00	5.43
		114.0	46.40	7.27	43.60	6.96	41.60	6.62	40.70	6.20	38.90	6.07	37.00	5.45
		211.0	46.60	7.27	43.80	6.96	41.60	6.62	40.70	6.27	38.90	6.05	37.00	5.50
		263.8	46.60	7.29	43.80	6.88	41.60	6.54	40.70	6.20	38.90	5.99	37.00	5.45
		314.0	46.60	7.30	43.80	6.83	41.60	6.49	40.70	6.14	38.90	5.95	37.00	5.41
	15	84.4	46.60	6.63	43.80	6.30	41.60	5.94	40.70	5.57	38.90	5.43	37.00	4.89
		114.0	46.60	6.58	43.80	6.25	41.60	5.89	40.70	5.57	38.90	5.38	37.00	4.89
		211.0	46.60	6.41	43.80	6.08	41.60	5.74	40.70	5.57	38.90	5.24	37.00	4.89
		263.8	46.60	6.41	43.80	5.90	41.60	5.57	40.70	5.39	38.90	5.07	37.00	4.74
		314.0	46.60	6.41	43.80	5.77	41.60	5.45	40.70	5.27	38.90	4.94	37.00	4.63
	20	84.4	46.60	5.79	43.80	5.43	41.60	5.10	40.70	4.93	38.90	4.78	37.00	4.43
		114.0	46.60	5.74	43.80	5.38	41.60	5.05	40.70	4.88	38.90	4.73	37.00	4.38
		211.0	46.60	5.57	43.80	5.24	41.60	4.89	40.70	4.74	38.90	4.56	37.00	4.23
		263.8	46.60	5.57	43.80	5.24	41.60	4.89	40.70	4.74	38.90	4.56	37.00	4.23
		314.0	46.60	5.57	43.80	5.24	41.60	4.89	40.70	4.74	38.90	4.56	37.00	4.23
	25	84.4	46.60	5.10	43.80	4.78	41.60	4.39	40.70	4.43	38.90	4.05	37.00	3.92
		114.0	46.60	5.05	43.80	4.73	41.60	4.39	40.70	4.38	38.90	4.05	37.00	3.87
		211.0	46.60	4.89	43.80	4.56	41.60	4.39	40.70	4.23	38.90	4.05	37.00	3.72
		263.8	46.60	4.89	43.80	4.56	41.60	4.23	40.70	4.23	38.90	4.05	37.00	3.72
		314.0	46.60	4.89	43.80	4.56	41.60	4.11	40.70	4.23	38.90	4.05	37.00	3.72
	30	84.4	46.60	4.61	43.80	4.27	41.60	4.10	40.70	3.92	38.90	3.77	37.00	3.59
		114.0	46.60	4.56	43.80	4.22	41.60	4.05	40.70	3.87	38.90	3.72	37.00	3.54
		211.0	46.60	4.39	43.80	4.05	41.60	3.88	40.70	3.72	38.90	3.55	37.00	3.37
		263.8	46.60	4.39	43.80	4.05	41.60	3.88	40.70	3.72	38.90	3.55	37.00	3.37
		314.0	46.60	4.39	43.80	4.05	41.60	3.88	40.70	3.72	38.90	3.55	37.00	3.37
	35	84.4	46.60	4.05	43.80	3.92	41.60	3.55	40.70	3.59	38.90	3.41	37.00	3.26
		114.0	46.60	4.05	43.80	3.87	41.60	3.55	40.70	3.54	38.90	3.36	37.00	3.21
		211.0	46.60	4.05	43.80	3.72	41.60	3.55	40.70	3.37	38.90	3.21	37.00	3.04
		263.8	46.60	4.05	43.80	3.72	41.60	3.37	40.70	3.37	38.90	3.21	37.00	3.04
		314.0	46.60	4.05	43.80	3.72	41.60	3.24	40.70	3.37	38.90	3.21	37.00	3.04
	40	84.4	46.60	3.72	43.80	3.59	41.60	3.21	40.70	3.26	38.90	3.08	37.00	2.86
		114.0	46.60	3.72	43.80	3.54	41.60	3.21	40.70	3.21	38.90	3.03	37.00	2.86
		211.0	46.60	3.72	43.80	3.37	41.60	3.21	40.70	3.04	38.90	2.86	37.00	2.86
263.8		46.60	3.72	43.80	3.37	41.60	3.21	40.70	3.04	38.90	2.86	37.00	2.86	
314.0		46.60	3.72	43.80	3.37	41.60	3.21	40.70	3.04	38.90	2.86	37.00	2.86	
45	84.4	46.60	3.37	43.80	3.26	41.60	2.86	40.70	2.90	38.90	2.75	37.00	2.49	
	114.0	46.60	3.37	43.80	3.21	41.60	2.86	40.70	2.85	38.90	2.70	37.00	2.54	
	211.0	46.60	3.37	43.80	3.04	41.60	2.86	40.70	2.71	38.90	2.53	37.00	2.71	
	263.8	46.60	3.37	43.80	3.04	41.60	3.04	40.70	2.71	38.90	2.53	37.00	2.71	

7. Capacity Tables

Combi. (%)	Inlet Water Temp. (°C)	Water Flow Rate (LPM)	Indoor Air Temp. (°C, DB)											
			16.0		18.0		20.0		21.0		22.0		24.0	
			TC	PI	TC	PI	TC	PI	TC	PI	TC	PI	TC	PI
60	45	314.0	46.60	3.37	43.80	3.04	41.60	3.17	40.70	2.71	38.90	2.53	37.00	2.71
	-5	84.4	15.60	3.95	14.60	3.74	13.80	3.54	13.60	3.35	13.50	3.15	13.20	2.97
		114.0	16.20	4.05	15.20	3.84	14.30	3.62	14.10	3.43	14.10	3.23	13.80	3.05
		211.0	18.10	4.37	17.00	4.16	16.10	3.91	15.90	3.72	15.90	3.50	15.60	3.28
		263.8	20.00	4.72	18.90	4.47	17.80	4.23	17.60	4.01	17.40	3.75	17.20	3.55
		314.0	21.40	4.97	20.20	4.69	19.00	4.45	18.80	4.23	18.50	3.94	18.40	3.75
	0	84.4	27.70	5.79	25.70	5.49	23.80	5.17	23.30	4.90	23.00	4.61	22.20	4.35
		114.0	27.90	5.80	25.90	5.51	24.00	5.19	23.50	4.92	23.20	4.63	22.30	4.37
		211.0	28.50	5.85	26.40	5.56	24.60	5.26	24.00	4.99	23.70	4.68	22.80	4.42
		263.8	29.00	5.85	26.80	5.56	24.90	5.26	24.40	4.99	24.00	4.68	23.20	4.42
314.0		29.40	5.85	27.00	5.56	25.20	5.26	24.70	4.99	24.30	4.68	23.60	4.42	
5	84.4	38.30	6.29	36.30	5.96	34.60	5.63	33.80	5.35	32.30	5.03	30.80	4.72	
	114.0	38.40	6.32	36.30	5.99	34.60	5.66	33.80	5.38	32.30	5.06	30.80	4.75	
	211.0	38.70	6.45	36.60	6.12	34.70	5.78	33.80	5.48	32.30	5.14	30.80	4.85	
	263.8	38.70	6.50	36.50	6.16	34.70	5.81	33.80	5.52	32.30	5.19	30.80	4.89	
	314.0	38.70	6.54	36.40	6.19	34.70	5.84	33.80	5.55	32.30	5.23	30.80	4.91	
10	84.4	38.50	5.79	36.30	5.45	34.60	5.12	33.80	4.90	32.30	4.53	30.80	4.32	
	114.0	38.50	5.78	36.30	5.45	34.60	5.11	33.80	4.89	32.30	4.54	30.80	4.31	
	211.0	38.70	5.74	36.60	5.43	34.70	5.08	33.80	4.85	32.30	4.59	30.80	4.28	
	263.8	38.70	5.78	36.50	5.45	34.70	5.10	33.80	4.87	32.30	4.52	30.80	4.30	
	314.0	38.70	5.81	36.40	5.46	34.70	5.11	33.80	4.88	32.30	4.46	30.80	4.31	
15	84.4	38.70	5.28	36.50	4.93	34.70	4.61	33.80	4.43	32.30	4.05	30.80	3.92	
	114.0	38.70	5.23	36.50	4.88	34.70	4.56	33.80	4.38	32.30	4.05	30.80	3.87	
	211.0	38.70	5.07	36.50	4.74	34.70	4.39	33.80	4.23	32.30	4.05	30.80	3.72	
	263.8	38.70	5.07	36.50	4.74	34.70	4.39	33.80	4.23	32.30	3.88	30.80	3.72	
	314.0	38.70	5.07	36.50	4.74	34.70	4.39	33.80	4.23	32.30	3.76	30.80	3.72	
50	20	84.4	38.70	4.61	36.50	4.27	34.70	4.10	33.80	3.92	32.30	3.77	30.80	3.37
		114.0	38.70	4.56	36.50	4.22	34.70	4.05	33.80	3.87	32.30	3.72	30.80	3.37
		211.0	38.70	4.39	36.50	4.05	34.70	3.88	33.80	3.72	32.30	3.55	30.80	3.37
		263.8	38.70	4.39	36.50	4.05	34.70	3.88	33.80	3.72	32.30	3.55	30.80	3.37
		314.0	38.70	4.39	36.50	4.05	34.70	3.88	33.80	3.72	32.30	3.55	30.80	3.37
	25	84.4	38.70	4.10	36.50	3.72	34.70	3.59	33.80	3.37	32.30	3.21	30.80	3.04
		114.0	38.70	4.05	36.50	3.72	34.70	3.54	33.80	3.37	32.30	3.21	30.80	3.04
		211.0	38.70	3.88	36.50	3.72	34.70	3.37	33.80	3.37	32.30	3.21	30.80	3.04
		263.8	38.70	3.88	36.50	3.72	34.70	3.37	33.80	3.37	32.30	3.21	30.80	3.04
		314.0	38.70	3.88	36.50	3.72	34.70	3.37	33.80	3.37	32.30	3.21	30.80	3.04
30	84.4	38.70	3.77	36.50	3.41	34.70	3.26	33.80	3.04	32.30	3.08	30.80	2.90	
	114.0	38.70	3.72	36.50	3.36	34.70	3.21	33.80	3.04	32.30	3.03	30.80	2.85	
	211.0	38.70	3.55	36.50	3.21	34.70	3.04	33.80	3.04	32.30	2.86	30.80	2.71	
	263.8	38.70	3.55	36.50	3.21	34.70	3.04	33.80	3.04	32.30	2.86	30.80	2.71	
	314.0	38.70	3.55	36.50	3.21	34.70	3.04	33.80	3.04	32.30	2.86	30.80	2.71	
35	84.4	38.70	3.41	36.50	3.04	34.70	2.86	33.80	2.90	32.30	2.71	30.80	2.53	
	114.0	38.70	3.36	36.50	3.04	34.70	2.86	33.80	2.85	32.30	2.71	30.80	2.53	
	211.0	38.70	3.21	36.50	3.04	34.70	2.86	33.80	2.71	32.30	2.71	30.80	2.53	
	263.8	38.70	3.21	36.50	3.04	34.70	2.86	33.80	2.71	32.30	2.71	30.80	2.53	
	314.0	38.70	3.21	36.50	3.04	34.70	2.86	33.80	2.71	32.30	2.71	30.80	2.53	
40	84.4	38.70	3.08	36.50	2.90	34.70	2.75	33.80	2.53	32.30	2.57	30.80	2.35	
	114.0	38.70	3.03	36.50	2.85	34.70	2.70	33.80	2.53	32.30	2.52	30.80	2.35	
	211.0	38.70	2.86	36.50	2.71	34.70	2.53	33.80	2.53	32.30	2.35	30.80	2.35	
	263.8	38.70	2.86	36.50	2.71	34.70	2.53	33.80	2.53	32.30	2.35	30.80	2.35	
	314.0	38.70	2.86	36.50	2.71	34.70	2.53	33.80	2.53	32.30	2.35	30.80	2.35	
45	84.4	38.70	2.75	36.50	2.79	34.70	2.62	33.80	2.16	32.30	2.44	30.80	2.20	
	114.0	38.70	2.70	36.50	2.69	34.70	2.52	33.80	2.21	32.30	2.34	30.80	2.20	
	211.0	38.70	2.53	36.50	2.35	34.70	2.20	33.80	2.35	32.30	2.02	30.80	2.20	
	263.8	38.70	2.53	36.50	2.35	34.70	2.20	33.80	2.35	32.30	2.02	30.80	2.20	

7. Capacity Tables

Combi. (%)	Inlet Water Temp. (°C)	Water Flow Rate (LPM)	Indoor Air Temp. (°C, DB)											
			16.0		18.0		20.0		21.0		22.0		24.0	
			TC	PI	TC	PI	TC	PI	TC	PI	TC	PI	TC	PI
50	45	314.0	38.70	2.53	36.50	2.35	34.70	2.20	33.80	2.35	32.30	2.02	30.80	2.20

Note

- TC: Total Capacity(kW), PI : Power Input(kW)
- Capacity tables show the average value of conditions which may occur.
- The minimum flow rate of the product is based on 50% of the rated flow rate or the value indicated in the specification table, whichever is greater.
However, when the 'Variable Water Flow Valve Control KIT' is applied, the minimum flow rate is allowed to 40% (gray colored area) of the rated flow rate.
- If the flow rate is less than minimum flow rate and the indoor unit combination ratio exceeds 130%, ask to LG Electronics even if the 'Variable Water Flow Valve Control KIT' is applied.

7. Capacity Tables

CRWM240LAS5

Combi. (%)	Inlet Water Temp. (°C)	Water Flow Rate (LPM)	Indoor Air Temp. (°C, DB)											
			16.0		18.0		20.0		21.0		22.0		24.0	
			TC	PI	TC	PI	TC	PI	TC	PI	TC	PI	TC	PI
130	-5	92.0	35.80	11.64	35.60	10.96	35.20	10.20	34.80	9.90	35.20	9.64	34.20	8.64
		114.0	36.80	11.80	36.60	11.12	36.20	10.38	35.80	10.08	36.20	9.80	35.20	8.78
		230.0	41.80	12.66	41.40	12.02	41.20	11.32	40.80	10.98	41.20	10.68	40.20	9.58
		287.6	46.20	13.46	45.80	12.84	45.60	12.20	45.00	11.86	45.60	11.52	44.40	10.34
		340.0	50.20	14.18	49.80	13.58	49.60	13.00	48.80	12.66	49.60	12.28	48.20	11.04
	0	92.0	63.80	15.92	62.40	15.46	61.20	14.94	59.80	14.52	60.00	14.12	57.20	12.66
		114.0	64.20	15.96	62.60	15.48	61.40	14.98	60.00	14.56	60.20	14.16	57.40	12.68
		230.0	65.80	16.14	64.20	15.64	62.80	15.16	61.60	14.74	61.80	14.32	59.00	12.84
		287.6	66.80	16.14	65.20	15.64	63.80	15.16	62.40	14.74	62.60	14.32	59.80	12.84
		340.0	67.80	16.14	66.20	15.64	64.80	15.16	63.20	14.74	63.40	14.32	60.60	12.84
	5	92.0	92.00	17.12	90.60	16.70	88.80	16.28	86.60	15.82	84.20	15.38	79.60	13.76
		114.0	92.20	17.18	90.80	16.76	88.80	16.34	86.60	15.88	84.20	15.44	79.60	13.82
		230.0	93.60	17.50	91.40	17.08	88.80	16.68	86.60	16.22	84.20	15.76	79.60	14.14
		287.6	94.20	17.62	91.80	17.20	88.80	16.80	86.60	16.34	84.20	15.88	79.60	14.22
		340.0	94.80	17.72	92.20	17.30	88.80	16.90	86.60	16.44	84.20	15.98	79.60	14.30
	10	92.0	92.20	15.58	90.60	15.06	88.40	14.78	86.20	14.44	83.80	13.94	79.20	12.58
		114.0	92.60	15.56	91.00	15.06	88.60	14.80	86.40	14.44	84.00	13.94	79.40	12.58
		230.0	94.80	15.44	92.80	15.12	90.20	14.92	88.00	14.42	85.40	13.90	80.80	12.54
		287.6	95.40	15.64	93.40	15.34	90.80	14.98	88.40	14.48	86.00	14.14	81.20	13.14
		340.0	96.00	15.82	94.00	15.54	91.40	15.04	88.80	14.54	86.60	14.36	81.60	13.68
	15	92.0	92.20	14.04	90.60	13.44	88.20	13.30	85.80	13.08	83.60	12.52	78.80	11.40
		114.0	92.80	13.92	91.20	13.40	88.80	13.28	86.40	13.00	84.20	12.44	79.40	11.32
		230.0	96.00	13.34	94.00	13.16	91.60	13.16	89.40	12.60	86.80	12.04	82.00	10.92
		287.6	96.60	13.66	95.00	13.46	92.80	13.16	90.20	12.60	88.00	12.38	83.00	12.04
		340.0	97.20	13.96	96.00	13.74	93.80	13.16	91.00	12.60	89.00	12.68	84.00	13.06
	20	92.0	95.80	12.88	94.00	12.28	91.60	12.02	89.00	11.62	86.40	11.36	81.40	11.02
		114.0	96.40	12.80	94.60	12.28	92.20	12.02	89.60	11.66	87.00	11.42	82.00	10.94
		230.0	99.60	12.42	97.80	12.24	95.00	11.96	92.60	11.86	90.20	11.76	85.00	10.56
		287.6	100.0	12.42	98.60	12.24	96.20	12.04	93.40	11.86	91.00	11.76	85.80	11.24
		340.0	100.4	12.42	99.40	12.24	97.20	12.12	94.20	11.86	91.80	11.76	86.60	11.86
	25	92.0	101.2	12.28	98.60	11.92	96.20	11.72	94.40	11.52	92.20	11.36	87.00	10.62
		114.0	101.2	12.24	98.60	11.90	96.20	11.68	94.40	11.48	92.20	11.32	87.00	10.58
		230.0	101.2	12.04	98.60	11.82	96.20	11.48	94.40	11.32	92.20	11.12	87.00	10.38
		287.6	101.2	11.86	98.60	11.52	96.20	11.32	94.40	11.12	92.20	10.92	87.00	10.20
		340.0	101.2	11.70	98.60	11.24	96.20	11.18	94.40	10.94	92.20	10.74	87.00	10.04
	30	92.0	101.2	11.96	98.60	11.36	96.20	11.26	94.40	10.98	92.20	10.86	87.00	10.10
		114.0	101.2	11.88	98.60	11.34	96.20	11.20	94.40	10.94	92.20	10.78	87.00	10.02
		230.0	101.2	11.48	98.60	11.28	96.20	10.92	94.40	10.76	92.20	10.38	87.00	9.64
		287.6	101.2	11.32	98.60	10.96	96.20	10.76	94.40	10.56	92.20	10.38	87.00	9.64
		340.0	101.2	11.18	98.60	10.66	96.20	10.62	94.40	10.38	92.20	10.38	87.00	9.64
	35	92.0	101.2	11.40	98.60	11.02	96.20	10.80	94.40	10.42	92.20	10.06	87.00	9.36
		114.0	101.2	11.32	98.60	10.98	96.20	10.76	94.40	10.38	92.20	10.02	87.00	9.28
		230.0	101.2	10.92	98.60	10.72	96.20	10.56	94.40	10.20	92.20	9.82	87.00	8.90
		287.6	101.2	10.92	98.60	10.60	96.20	10.38	94.40	10.00	92.20	9.64	87.00	8.90
		340.0	101.2	10.92	98.60	10.50	96.20	10.22	94.40	9.82	92.20	9.48	87.00	8.90
	40	92.0	101.2	11.02	98.60	10.68	96.20	10.46	94.40	10.10	92.20	9.74	87.00	8.80
		114.0	101.2	10.94	98.60	10.62	96.20	10.38	94.40	10.02	92.20	9.66	87.00	8.72
		230.0	101.2	10.56	98.60	10.34	96.20	10.00	94.40	9.64	92.20	9.26	87.00	8.34
287.6		101.2	10.38	98.60	10.16	96.20	10.00	94.40	9.64	92.20	9.26	87.00	8.34	
340.0		101.2	10.22	98.60	10.00	96.20	10.00	94.40	9.64	92.20	9.26	87.00	8.34	
45	92.0	101.2	10.66	98.60	10.30	96.20	10.14	94.40	9.78	92.20	9.40	87.00	8.24	
	114.0	101.2	10.58	98.60	10.24	96.20	10.04	94.40	9.66	92.20	9.28	87.00	8.16	
	230.0	101.2	10.20	98.60	9.96	96.20	9.46	94.40	9.08	92.20	8.70	87.00	7.78	
	287.6	101.2	9.82	98.60	9.72	96.20	9.64	94.40	9.26	92.20	8.90	87.00	7.78	

7. Capacity Tables

Combi. (%)	Inlet Water Temp. (°C)	Water Flow Rate (LPM)	Indoor Air Temp. (°C, DB)											
			16.0		18.0		20.0		21.0		22.0		24.0	
			TC	PI	TC	PI	TC	PI	TC	PI	TC	PI	TC	PI
130	45	340.0	101.2	9.48	98.60	9.50	96.20	9.80	94.40	9.42	92.20	9.08	87.00	7.78
120	-5	92.0	34.00	11.64	33.80	10.96	33.60	10.20	33.20	9.78	33.40	9.50	32.40	8.50
		114.0	35.00	11.80	34.60	11.12	34.40	10.38	34.00	9.94	34.40	9.66	33.20	8.64
		230.0	39.80	12.66	39.40	12.02	39.20	11.32	38.80	10.84	39.20	10.52	38.00	9.44
		287.6	44.00	13.46	43.60	12.84	43.40	12.20	42.80	11.70	43.20	11.36	42.00	10.16
		340.0	47.80	14.18	47.40	13.58	47.20	13.00	46.40	12.48	46.80	12.12	45.60	10.82
	0	92.0	60.80	15.92	59.20	15.46	58.00	14.94	56.80	14.32	56.80	13.92	54.20	12.44
		114.0	61.00	15.96	59.40	15.48	58.20	14.98	57.00	14.36	57.00	13.96	54.40	12.48
		230.0	62.60	16.14	61.00	15.64	59.80	15.16	58.60	14.54	58.60	14.12	56.00	12.64
		287.6	63.60	16.14	62.00	15.64	60.60	15.16	59.40	14.54	59.40	14.12	56.80	12.64
		340.0	64.60	16.14	63.00	15.64	61.40	15.16	60.20	14.54	60.20	14.12	57.60	12.64
	5	92.0	87.60	17.12	86.20	16.70	84.40	16.28	82.40	15.58	79.80	15.14	75.40	13.56
		114.0	87.80	17.18	86.40	16.76	84.40	16.34	82.40	15.64	79.80	15.20	75.40	13.62
		230.0	89.20	17.50	87.00	17.08	84.40	16.68	82.40	15.98	79.80	15.52	75.40	13.90
		287.6	89.60	17.62	86.60	17.20	84.40	16.80	82.40	16.10	79.80	15.64	75.40	14.00
		340.0	90.00	17.72	86.20	17.30	84.40	16.90	82.40	16.20	79.80	15.74	75.40	14.10
	10	92.0	88.00	15.38	86.20	14.96	84.20	14.66	82.20	14.20	79.60	13.74	75.20	12.36
		114.0	88.40	15.42	86.40	15.00	84.40	14.70	82.40	14.22	79.80	13.74	75.40	12.36
		230.0	90.00	15.64	88.00	15.24	85.40	14.92	83.20	14.30	80.60	13.68	76.20	12.42
		287.6	90.40	15.58	87.80	15.24	85.60	14.98	83.60	14.36	81.00	13.74	76.60	12.84
		340.0	90.80	15.52	87.60	15.24	85.80	15.04	84.00	14.42	81.40	13.80	77.00	13.22
	15	92.0	88.20	13.64	86.40	13.24	84.00	13.04	81.80	12.84	79.40	12.32	75.00	11.16
		114.0	88.60	13.66	86.80	13.26	84.40	13.06	82.20	12.80	79.80	12.24	75.40	11.12
		230.0	90.80	13.78	89.00	13.38	86.20	13.16	84.20	12.60	81.40	11.86	77.00	10.92
		287.6	91.20	13.58	89.00	13.26	87.00	13.16	84.80	12.60	82.00	11.86	77.80	11.68
		340.0	91.60	13.40	89.00	13.16	87.80	13.16	85.40	12.60	82.60	11.86	78.60	12.38
	20	92.0	90.60	12.28	89.00	11.74	86.20	11.44	83.80	11.26	81.20	11.12	76.80	10.56
		114.0	91.00	12.28	89.40	11.78	86.60	11.48	84.20	11.30	81.60	11.12	77.20	10.54
		230.0	93.60	12.28	91.60	11.96	88.60	11.68	86.60	11.48	83.60	11.08	79.00	10.38
		287.6	94.00	12.16	91.40	11.86	89.40	11.68	87.00	11.48	84.20	11.12	79.60	10.76
		340.0	94.40	12.06	91.20	11.76	90.20	11.68	87.40	11.48	84.80	11.16	80.20	11.10
	25	92.0	95.00	11.60	92.20	11.06	89.40	10.86	87.40	10.62	85.00	10.42	80.40	9.70
		114.0	95.00	11.56	92.20	11.04	89.40	10.84	87.40	10.58	85.00	10.38	80.40	9.66
		230.0	95.20	11.38	92.20	10.96	89.40	10.76	87.40	10.38	85.00	10.20	80.40	9.46
		287.6	95.60	10.96	92.20	10.68	89.40	10.56	87.40	10.38	85.00	10.00	80.40	9.46
		340.0	96.00	10.58	92.20	10.42	89.40	10.38	87.40	10.38	85.00	9.82	80.40	9.46
	30	92.0	95.60	11.10	92.20	10.56	89.40	10.24	87.40	9.86	85.00	9.74	80.40	8.94
		114.0	95.60	11.02	92.20	10.50	89.40	10.20	87.40	9.82	85.00	9.66	80.40	8.90
		230.0	95.60	10.64	92.20	10.24	89.40	10.00	87.40	9.64	85.00	9.26	80.40	8.70
		287.6	95.60	10.30	92.20	10.00	89.40	9.82	87.40	9.64	85.00	9.26	80.40	8.54
		340.0	95.60	10.00	92.20	9.78	89.40	9.66	87.40	9.64	85.00	9.26	80.40	8.40
	35	92.0	95.60	10.60	92.20	10.02	89.40	9.74	87.40	9.36	85.00	8.98	80.40	8.20
		114.0	95.60	10.48	92.20	9.94	89.40	9.66	87.40	9.28	85.00	8.90	80.40	8.16
		230.0	95.60	9.86	92.20	9.56	89.40	9.26	87.40	8.90	85.00	8.54	80.40	7.98
		287.6	95.60	9.74	92.20	9.50	89.40	9.26	87.40	8.90	85.00	8.54	80.40	7.78
		340.0	95.60	9.64	92.20	9.44	89.40	9.26	87.40	8.90	85.00	8.54	80.40	7.60
	40	92.0	95.60	10.28	92.20	9.56	89.40	9.18	87.40	8.80	85.00	8.44	80.40	7.64
		114.0	95.60	10.12	92.20	9.48	89.40	9.10	87.40	8.72	85.00	8.36	80.40	7.60
		230.0	95.60	9.30	92.20	9.02	89.40	8.70	87.40	8.34	85.00	7.98	80.40	7.42
287.6		95.60	9.18	92.20	8.90	89.40	8.70	87.40	8.34	85.00	7.98	80.40	7.22	
340.0		95.60	9.08	92.20	8.80	89.40	8.70	87.40	8.34	85.00	7.98	80.40	7.04	
45	92.0	95.60	9.96	92.20	9.10	89.40	8.62	87.40	8.24	85.00	7.88	80.40	7.08	
	114.0	95.60	9.76	92.20	9.00	89.40	8.54	87.40	8.16	85.00	7.80	80.40	7.04	
	230.0	95.60	8.74	92.20	8.46	89.40	8.14	87.40	7.78	85.00	7.42	80.40	6.86	
	287.6	95.60	8.62	92.20	8.30	89.40	8.14	87.40	7.78	85.00	7.42	80.40	6.68	

7. Capacity Tables

Combi. (%)	Inlet Water Temp. (°C)	Water Flow Rate (LPM)	Indoor Air Temp. (°C, DB)											
			16.0		18.0		20.0		21.0		22.0		24.0	
			TC	PI	TC	PI	TC	PI	TC	PI	TC	PI	TC	PI
120	45	340.0	95.60	8.52	92.20	8.16	89.40	8.14	87.40	7.78	85.00	7.42	80.40	6.52
110	-5	92.0	32.20	11.80	32.00	10.96	31.80	10.20	31.40	9.78	31.40	9.50	30.80	8.50
		114.0	33.00	11.96	32.80	11.12	32.60	10.38	32.20	9.94	32.20	9.66	31.60	8.64
		230.0	37.60	12.80	37.40	12.02	37.20	11.32	36.80	10.84	36.80	10.52	36.00	9.44
		287.6	41.60	13.64	41.20	12.84	41.00	12.20	40.60	11.70	40.60	11.36	39.80	10.16
		340.0	45.20	14.40	44.60	13.58	44.40	13.00	44.00	12.48	44.00	12.12	43.20	10.82
	0	92.0	57.40	16.14	56.20	15.46	55.00	14.94	54.00	14.32	53.40	13.92	51.40	12.44
		114.0	57.60	16.18	56.40	15.48	55.20	14.98	54.20	14.36	53.60	13.96	51.60	12.48
		230.0	59.20	16.34	57.80	15.64	56.60	15.16	55.60	14.54	55.00	14.12	53.00	12.64
		287.6	60.00	16.34	58.80	15.64	57.60	15.16	56.40	14.54	56.00	14.12	53.80	12.64
		340.0	60.80	16.34	59.80	15.64	58.60	15.16	57.20	14.54	57.00	14.12	54.60	12.64
	5	92.0	83.80	17.36	81.80	16.70	80.00	16.28	78.20	15.58	75.20	15.14	71.40	13.56
		114.0	84.00	17.42	82.00	16.76	80.00	16.34	78.20	15.64	75.20	15.20	71.40	13.62
		230.0	85.20	17.74	82.60	17.08	80.00	16.68	78.20	15.98	75.20	15.52	71.40	13.90
		287.6	85.80	17.84	82.80	17.20	80.00	16.80	78.20	16.10	75.20	15.64	71.40	14.00
		340.0	86.40	17.94	83.00	17.30	80.00	16.90	78.20	16.20	75.20	15.74	71.40	14.10
	10	92.0	84.20	15.56	82.00	15.02	79.80	14.70	78.00	14.20	75.00	13.74	71.40	12.36
		114.0	84.40	15.58	82.20	15.06	79.80	14.74	78.00	14.22	75.00	13.74	71.40	12.36
		230.0	85.80	15.70	83.20	15.24	80.40	14.92	78.60	14.30	75.60	13.68	71.80	12.42
		287.6	86.20	15.70	83.40	15.24	80.80	14.88	78.80	14.26	75.80	13.74	72.00	12.56
		340.0	86.60	15.70	83.60	15.24	81.20	14.84	79.00	14.22	76.00	13.80	72.20	12.68
	15	92.0	84.40	13.76	82.20	13.38	79.80	13.16	78.00	12.84	74.80	12.32	71.20	11.16
		114.0	84.60	13.74	82.40	13.38	80.00	13.16	78.20	12.80	75.00	12.24	71.40	11.12
		230.0	86.20	13.66	83.60	13.38	81.00	13.16	79.00	12.60	76.00	11.86	72.20	10.92
		287.6	86.60	13.58	84.20	13.26	81.40	12.98	79.40	12.42	76.40	11.86	72.60	11.12
		340.0	87.00	13.50	84.80	13.16	81.80	12.82	79.80	12.26	76.80	11.86	73.00	11.30
	20	92.0	86.00	11.88	83.60	11.60	81.00	11.32	78.80	11.12	75.80	10.80	71.80	10.10
		114.0	86.40	11.90	83.80	11.60	81.20	11.32	79.00	11.12	76.00	10.76	72.00	10.08
		230.0	88.20	12.00	85.00	11.60	82.00	11.32	80.20	11.12	77.00	10.56	73.20	10.00
		287.6	88.80	12.00	85.80	11.60	82.60	11.32	80.40	10.92	77.40	10.56	73.40	10.00
		340.0	89.40	12.00	86.60	11.60	83.20	11.32	80.60	10.74	77.80	10.56	73.60	10.00
	25	92.0	88.60	10.82	86.00	10.42	82.60	10.24	80.80	9.86	78.00	9.50	73.80	8.70
		114.0	88.80	10.80	86.00	10.38	82.60	10.20	80.80	9.82	78.00	9.46	73.80	8.70
		230.0	89.60	10.72	86.00	10.20	82.60	10.00	80.80	9.64	78.00	9.26	73.80	8.70
		287.6	90.00	10.72	86.00	10.24	82.60	9.82	80.80	9.64	78.00	9.08	73.80	8.54
		340.0	90.40	10.72	86.00	10.28	82.60	9.66	80.80	9.64	78.00	8.92	73.80	8.40
	30	92.0	90.00	9.86	86.00	9.50	82.60	9.14	80.80	8.94	78.00	8.38	73.80	7.84
		114.0	90.00	9.82	86.00	9.46	82.60	9.10	80.80	8.90	78.00	8.34	73.80	7.80
		230.0	90.00	9.64	86.00	9.26	82.60	8.90	80.80	8.70	78.00	8.14	73.80	7.60
		287.6	90.00	9.56	86.00	9.08	82.60	8.70	80.80	8.54	78.00	8.14	73.80	7.60
		340.0	90.00	9.48	86.00	8.92	82.60	8.52	80.80	8.40	78.00	8.14	73.80	7.60
	35	92.0	90.00	9.36	86.00	8.74	82.60	8.38	80.80	8.02	78.00	7.64	73.80	7.08
		114.0	90.00	9.28	86.00	8.70	82.60	8.34	80.80	7.98	78.00	7.60	73.80	7.04
		230.0	90.00	8.90	86.00	8.54	82.60	8.14	80.80	7.78	78.00	7.42	73.80	6.86
		287.6	90.00	8.66	86.00	8.34	82.60	7.98	80.80	7.78	78.00	7.42	73.80	6.86
		340.0	90.00	8.44	86.00	8.16	82.60	7.84	80.80	7.78	78.00	7.42	73.80	6.86
	40	92.0	90.00	8.80	86.00	8.44	82.60	7.88	80.80	7.46	78.00	7.08	73.80	6.52
		114.0	90.00	8.72	86.00	8.36	82.60	7.80	80.80	7.42	78.00	7.04	73.80	6.48
		230.0	90.00	8.34	86.00	7.98	82.60	7.42	80.80	7.22	78.00	6.86	73.80	6.30
287.6		90.00	8.22	86.00	7.78	82.60	7.42	80.80	7.04	78.00	6.68	73.80	6.12	
340.0		90.00	8.12	86.00	7.60	82.60	7.42	80.80	6.88	78.00	6.52	73.80	5.96	
45	92.0	90.00	8.24	86.00	8.12	82.60	7.36	80.80	6.92	78.00	6.52	73.80	5.96	
	114.0	90.00	8.16	86.00	8.00	82.60	7.26	80.80	6.88	78.00	6.48	73.80	5.92	
	230.0	90.00	7.78	86.00	7.42	82.60	6.68	80.80	6.68	78.00	6.30	73.80	5.76	
	287.6	90.00	7.78	86.00	7.22	82.60	6.86	80.80	6.30	78.00	5.92	73.80	5.36	

7. Capacity Tables

Combi. (%)	Inlet Water Temp. (°C)	Water Flow Rate (LPM)	Indoor Air Temp. (°C, DB)											
			16.0		18.0		20.0		21.0		22.0		24.0	
			TC	PI	TC	PI	TC	PI	TC	PI	TC	PI	TC	PI
110	45	340.0	90.00	7.78	86.00	7.04	82.60	7.02	80.80	5.96	78.00	5.58	73.80	5.00
100	-5	92.0	30.40	11.80	30.20	11.12	30.00	10.20	29.80	9.78	29.60	9.34	29.00	8.50
		114.0	31.20	11.96	31.00	11.28	30.80	10.38	30.60	9.94	30.40	9.50	29.80	8.64
		230.0	35.60	12.80	35.40	12.18	35.20	11.32	34.80	10.84	34.60	10.38	34.00	9.44
		287.6	39.40	13.64	39.00	13.02	38.80	12.20	38.40	11.70	38.20	11.18	37.40	10.16
		340.0	42.80	14.40	42.20	13.78	42.00	13.00	41.60	12.48	41.40	11.90	40.40	10.82
	0	92.0	54.40	16.14	53.20	15.66	52.00	14.94	51.20	14.32	50.20	13.70	48.40	12.44
		114.0	54.60	16.18	53.40	15.70	52.20	14.98	51.40	14.36	50.40	13.74	48.60	12.48
		230.0	56.00	16.34	54.80	15.86	53.60	15.16	52.60	14.54	51.60	13.90	49.80	12.64
		287.6	56.80	16.34	55.60	15.86	54.40	15.16	53.40	14.54	52.40	13.90	50.60	12.64
		340.0	57.60	16.34	56.40	15.86	55.20	15.16	54.20	14.54	53.20	13.90	51.40	12.64
	5	92.0	80.20	17.36	77.40	16.92	75.60	16.28	74.00	15.58	70.40	14.92	67.20	13.56
		114.0	80.40	17.42	77.60	16.98	75.60	16.34	74.00	15.64	70.40	14.98	67.20	13.62
		230.0	81.60	17.74	78.20	17.32	75.60	16.68	74.00	15.98	70.40	15.30	67.20	13.90
		287.6	82.00	17.84	78.40	17.42	75.60	16.80	74.00	16.10	70.40	15.40	67.20	14.00
		340.0	82.40	17.94	78.60	17.52	75.60	16.90	74.00	16.20	70.40	15.50	67.20	14.10
	10	92.0	80.60	15.52	77.80	15.18	75.60	14.70	74.00	14.20	70.40	13.50	67.20	12.36
		114.0	80.80	15.58	77.80	15.22	75.60	14.74	74.00	14.22	70.40	13.52	67.20	12.36
		230.0	81.60	15.88	78.20	15.42	75.60	14.92	74.00	14.30	70.40	13.58	67.20	12.42
		287.6	82.20	15.82	78.60	15.42	75.60	14.88	74.00	14.26	70.40	13.54	67.20	12.36
		340.0	82.80	15.76	79.00	15.42	75.60	14.84	74.00	14.22	70.40	13.50	67.20	12.30
	15	92.0	81.00	13.68	78.00	13.44	75.60	13.16	74.00	12.84	70.40	12.08	67.20	11.16
		114.0	81.00	13.74	78.00	13.44	75.60	13.16	74.00	12.80	70.40	12.04	67.20	11.12
		230.0	81.60	14.02	78.40	13.50	75.60	13.16	74.00	12.60	70.40	11.86	67.20	10.92
		287.6	82.20	13.78	78.80	13.38	75.60	12.98	74.00	12.42	70.40	11.68	67.20	10.76
		340.0	82.80	13.56	79.20	13.28	75.60	12.82	74.00	12.26	70.40	11.52	67.20	10.62
	20	92.0	81.40	11.70	78.60	11.40	75.60	11.12	74.00	10.98	70.40	10.24	67.20	9.74
		114.0	81.60	11.74	78.60	11.40	75.60	11.12	74.00	10.94	70.40	10.20	67.20	9.66
		230.0	83.00	11.96	78.80	11.44	75.60	11.12	74.00	10.76	70.40	10.00	67.20	9.26
		287.6	83.40	11.76	79.40	11.36	75.60	10.92	74.00	10.56	70.40	9.82	67.20	9.08
		340.0	83.80	11.58	80.00	11.28	75.60	10.74	74.00	10.38	70.40	9.66	67.20	8.92
	25	92.0	82.40	10.22	79.80	9.90	75.60	9.50	74.00	9.14	70.40	8.58	67.20	7.78
		114.0	82.60	10.22	79.80	9.86	75.60	9.46	74.00	9.10	70.40	8.54	67.20	7.78
		230.0	84.00	10.28	79.80	9.64	75.60	9.26	74.00	8.90	70.40	8.34	67.20	7.78
		287.6	84.40	10.04	79.80	9.56	75.60	9.08	74.00	8.70	70.40	8.34	67.20	7.60
		340.0	84.80	9.82	79.80	9.48	75.60	8.92	74.00	8.52	70.40	8.34	67.20	7.44
	30	92.0	84.40	9.30	79.80	8.58	75.60	8.00	74.00	7.84	70.40	7.22	67.20	6.92
		114.0	84.40	9.26	79.80	8.54	75.60	7.98	74.00	7.80	70.40	7.22	67.20	6.88
		230.0	84.40	9.08	79.80	8.34	75.60	7.90	74.00	7.60	70.40	7.22	67.20	6.68
		287.6	84.40	8.90	79.80	8.34	75.60	7.78	74.00	7.60	70.40	7.04	67.20	6.68
		340.0	84.40	8.74	79.80	8.34	75.60	7.68	74.00	7.60	70.40	6.88	67.20	6.68
	35	92.0	84.40	8.62	79.80	7.88	75.60	7.06	74.00	6.92	70.40	6.52	67.20	5.96
		114.0	84.40	8.54	79.80	7.80	75.60	7.04	74.00	6.88	70.40	6.48	67.20	5.92
		230.0	84.40	8.14	79.80	7.42	75.60	6.96	74.00	6.68	70.40	6.30	67.20	5.76
		287.6	84.40	8.14	79.80	7.42	75.60	6.86	74.00	6.68	70.40	6.30	67.20	5.76
		340.0	84.40	8.14	79.80	7.42	75.60	6.76	74.00	6.68	70.40	6.30	67.20	5.76
	40	92.0	84.40	8.08	79.80	7.32	75.60	6.32	74.00	6.16	70.40	5.80	67.20	5.42
		114.0	84.40	8.00	79.80	7.24	75.60	6.30	74.00	6.12	70.40	5.76	67.20	5.38
		230.0	84.40	7.60	79.80	6.86	75.60	6.24	74.00	5.92	70.40	5.56	67.20	5.20
287.6		84.40	7.42	79.80	6.86	75.60	6.12	74.00	5.92	70.40	5.56	67.20	5.20	
340.0		84.40	7.26	79.80	6.86	75.60	6.02	74.00	5.92	70.40	5.56	67.20	5.20	
45	92.0	84.40	7.52	79.80	6.76	75.60	5.58	74.00	5.42	70.40	5.06	67.20	4.86	
	114.0	84.40	7.44	79.80	6.68	75.60	5.56	74.00	5.38	70.40	5.02	67.20	4.82	
	230.0	84.40	7.04	79.80	6.30	75.60	5.48	74.00	5.20	70.40	4.82	67.20	4.64	
	287.6	84.40	6.68	79.80	6.30	75.60	5.36	74.00	5.20	70.40	4.82	67.20	4.64	

7. Capacity Tables

Combi. (%)	Inlet Water Temp. (°C)	Water Flow Rate (LPM)	Indoor Air Temp. (°C, DB)											
			16.0		18.0		20.0		21.0		22.0		24.0	
			TC	PI	TC	PI	TC	PI	TC	PI	TC	PI	TC	PI
100	45	340.0	84.40	6.36	79.80	6.30	75.60	5.26	74.00	5.20	70.40	4.82	67.20	4.64
90	-5	92.0	28.60	10.96	27.80	9.98	27.00	8.76	26.80	8.34	26.60	8.04	26.20	7.22
		114.0	29.40	11.10	28.60	10.12	27.80	8.92	27.60	8.48	27.40	8.18	27.00	7.34
		230.0	33.60	11.88	32.60	10.90	31.60	9.72	31.40	9.26	31.20	8.94	30.60	8.02
		287.6	37.20	12.64	36.00	11.68	34.80	10.48	34.60	9.98	34.40	9.62	33.80	8.64
		340.0	40.40	13.34	39.00	12.38	37.80	11.18	37.60	10.64	37.40	10.24	36.80	9.20
	0	92.0	51.40	14.92	49.00	14.00	46.60	12.84	46.00	12.26	45.20	11.80	43.60	10.60
		114.0	51.60	14.94	49.20	14.02	46.80	12.86	46.20	12.28	45.40	11.82	43.80	10.62
		230.0	52.80	15.10	50.40	14.18	48.20	13.02	47.40	12.42	46.60	11.96	44.80	10.74
		287.6	53.60	15.10	51.20	14.18	48.80	13.02	48.00	12.42	47.40	11.96	45.60	10.74
		340.0	54.40	15.10	52.00	14.18	49.40	13.02	48.60	12.42	48.20	11.96	46.40	10.74
	5	92.0	72.60	16.02	70.20	15.12	68.00	13.98	66.60	13.34	63.60	12.84	60.60	11.52
		114.0	72.60	16.08	70.20	15.18	68.00	14.04	66.60	13.40	63.60	12.90	60.60	11.56
		230.0	72.80	16.38	70.00	15.48	68.00	14.32	66.60	13.66	63.60	13.18	60.60	11.82
		287.6	73.20	16.46	70.20	15.56	68.00	14.44	66.60	13.76	63.60	13.26	60.60	11.90
		340.0	73.60	16.54	70.40	15.64	68.00	14.54	66.60	13.86	63.60	13.34	60.60	11.98
	10	92.0	72.80	14.14	70.40	13.44	68.00	12.66	66.60	12.14	63.60	11.64	60.60	10.50
		114.0	72.80	14.14	70.40	13.46	68.00	12.68	66.60	12.16	63.60	11.64	60.60	10.50
		230.0	72.80	14.18	70.00	13.52	68.00	12.74	66.60	12.22	63.60	11.60	60.60	10.54
		287.6	73.20	14.14	70.20	13.48	68.00	12.70	66.60	12.18	63.60	11.64	60.60	10.58
		340.0	73.60	14.10	70.40	13.44	68.00	12.66	66.60	12.14	63.60	11.68	60.60	10.62
	15	92.0	73.20	12.24	70.60	11.80	68.00	11.36	66.60	10.98	63.60	10.46	60.60	9.50
		114.0	73.20	12.20	70.60	11.76	68.00	11.32	66.60	10.94	63.60	10.38	60.60	9.46
		230.0	72.60	12.00	70.00	11.56	68.00	11.12	66.60	10.76	63.60	10.00	60.60	9.26
		287.6	73.20	11.82	70.20	11.38	68.00	10.92	66.60	10.56	63.60	10.00	60.60	9.26
		340.0	73.80	11.66	70.40	11.22	68.00	10.74	66.60	10.38	63.60	10.00	60.60	9.26
	20	92.0	73.80	10.34	71.00	10.04	68.00	9.70	66.60	9.30	63.60	8.98	60.60	8.44
		114.0	73.80	10.34	70.80	10.02	68.00	9.66	66.60	9.26	63.60	8.90	60.60	8.36
		230.0	73.40	10.34	70.20	9.90	68.00	9.46	66.60	9.08	63.60	8.54	60.60	7.98
		287.6	73.60	10.16	70.40	9.82	68.00	9.46	66.60	9.08	63.60	8.54	60.60	7.98
		340.0	73.80	10.00	70.60	9.74	68.00	9.46	66.60	9.08	63.60	8.54	60.60	7.98
	25	92.0	75.00	9.04	71.80	8.56	68.00	8.20	66.60	7.78	63.60	7.46	60.60	6.92
		114.0	75.20	9.02	71.80	8.54	68.00	8.16	66.60	7.78	63.60	7.42	60.60	6.88
		230.0	75.80	8.94	71.80	8.46	68.00	7.98	66.60	7.78	63.60	7.22	60.60	6.68
		287.6	76.00	8.70	71.80	8.26	68.00	7.98	66.60	7.60	63.60	7.22	60.60	6.68
		340.0	76.20	8.48	71.80	8.08	68.00	7.98	66.60	7.44	63.60	7.22	60.60	6.68
	30	92.0	76.00	8.20	71.80	7.64	68.00	7.08	66.60	6.92	63.60	6.52	60.60	5.92
		114.0	76.00	8.16	71.80	7.60	68.00	7.04	66.60	6.88	63.60	6.48	60.60	5.92
		230.0	76.00	7.98	71.80	7.42	68.00	6.86	66.60	6.68	63.60	6.30	60.60	5.92
		287.6	76.00	7.78	71.80	7.22	68.00	6.86	66.60	6.68	63.60	6.30	60.60	5.76
		340.0	76.00	7.60	71.80	7.04	68.00	6.86	66.60	6.68	63.60	6.30	60.60	5.62
	35	92.0	76.00	7.46	71.80	6.92	68.00	6.36	66.60	6.16	63.60	5.80	60.60	5.42
		114.0	76.00	7.42	71.80	6.88	68.00	6.32	66.60	6.12	63.60	5.76	60.60	5.38
		230.0	76.00	7.22	71.80	6.68	68.00	6.12	66.60	5.92	63.60	5.56	60.60	5.20
		287.6	76.00	7.04	71.80	6.48	68.00	5.92	66.60	5.76	63.60	5.56	60.60	5.20
		340.0	76.00	6.88	71.80	6.30	68.00	5.74	66.60	5.62	63.60	5.56	60.60	5.20
	40	92.0	76.00	6.96	71.80	6.36	68.00	5.60	66.60	5.42	63.60	5.24	60.60	4.86
		114.0	76.00	6.88	71.80	6.32	68.00	5.56	66.60	5.38	63.60	5.20	60.60	4.82
		230.0	76.00	6.48	71.80	6.12	68.00	5.36	66.60	5.20	63.60	5.00	60.60	4.64
287.6		76.00	6.48	71.80	6.12	68.00	5.36	66.60	5.20	63.60	5.00	60.60	4.64	
340.0		76.00	6.48	71.80	6.12	68.00	5.36	66.60	5.20	63.60	5.00	60.60	4.64	
45	92.0	76.00	6.44	71.80	5.80	68.00	4.86	66.60	4.68	63.60	4.68	60.60	4.30	
	114.0	76.00	6.34	71.80	5.76	68.00	4.82	66.60	4.64	63.60	4.64	60.60	4.26	
	230.0	76.00	5.76	71.80	5.56	68.00	4.64	66.60	4.44	63.60	4.44	60.60	4.08	
	287.6	76.00	5.92	71.80	5.76	68.00	4.82	66.60	4.64	63.60	4.44	60.60	4.08	

7. Capacity Tables

Combi. (%)	Inlet Water Temp. (°C)	Water Flow Rate (LPM)	Indoor Air Temp. (°C, DB)											
			16.0		18.0		20.0		21.0		22.0		24.0	
			TC	PI	TC	PI	TC	PI	TC	PI	TC	PI	TC	PI
90	45	340.0	76.00	6.06	71.80	5.94	68.00	4.98	66.60	4.82	63.60	4.44	60.60	4.08
80	-5	92.0	27.20	7.80	25.40	7.50	24.00	7.18	23.80	6.94	23.60	6.62	23.20	6.10
		114.0	28.00	7.94	26.20	7.64	24.60	7.30	24.40	7.06	24.20	6.74	23.80	6.20
		230.0	31.80	8.66	29.80	8.32	28.20	7.96	27.80	7.68	27.80	7.34	27.20	6.74
		287.6	35.00	9.34	32.80	8.98	31.00	8.58	30.80	8.30	30.60	7.92	30.00	7.28
		340.0	38.00	9.96	35.60	9.58	33.60	9.14	33.60	8.86	33.20	8.44	32.60	7.78
	0	92.0	48.40	11.46	44.60	11.00	41.60	10.54	40.80	10.18	40.20	9.70	38.80	8.92
		114.0	48.60	11.48	44.80	11.02	41.80	10.56	41.00	10.20	40.40	9.72	39.00	8.94
		230.0	50.00	11.62	46.00	11.16	42.80	10.68	42.00	10.32	41.40	9.84	39.80	9.04
		287.6	50.60	11.62	46.60	11.16	43.60	10.68	42.60	10.32	42.20	9.84	40.60	9.04
		340.0	51.20	11.62	47.20	11.16	44.40	10.68	43.20	10.32	43.00	9.84	41.40	9.04
	5	92.0	67.00	12.46	63.20	11.98	60.40	11.44	59.20	11.06	56.60	10.54	53.80	9.70
		114.0	67.20	12.52	63.20	12.02	60.40	11.50	59.20	11.10	56.60	10.58	53.80	9.74
		230.0	67.80	12.78	63.80	12.28	60.60	11.76	59.20	11.36	56.60	10.82	53.80	9.96
		287.6	67.80	12.86	63.80	12.36	60.60	11.82	59.20	11.42	56.60	10.88	53.80	10.02
		340.0	67.80	12.94	63.80	12.44	60.60	11.88	59.20	11.48	56.60	10.94	53.80	10.08
	10	92.0	67.40	11.46	63.60	10.94	60.40	10.38	59.20	10.10	56.60	9.56	53.80	8.86
		114.0	67.40	11.44	63.60	10.94	60.40	10.38	59.20	10.10	56.60	9.56	53.80	8.86
		230.0	67.80	11.38	63.80	10.88	60.60	10.42	59.20	10.12	56.60	9.58	53.80	8.88
		287.6	67.80	11.36	63.80	10.90	60.60	10.44	59.20	10.06	56.60	9.52	53.80	8.82
		340.0	67.80	11.34	63.80	10.92	60.60	10.46	59.20	10.00	56.60	9.46	53.80	8.76
	15	92.0	67.80	10.46	63.80	9.90	60.60	9.30	59.20	9.14	56.60	8.58	53.80	8.02
		114.0	67.80	10.38	63.80	9.82	60.60	9.26	59.20	9.10	56.60	8.54	53.80	7.98
		230.0	67.80	10.00	63.80	9.46	60.60	9.08	59.20	8.90	56.60	8.34	53.80	7.78
		287.6	67.80	9.82	63.80	9.46	60.60	9.08	59.20	8.70	56.60	8.14	53.80	7.60
		340.0	67.80	9.66	63.80	9.46	60.60	9.08	59.20	8.52	56.60	7.96	53.80	7.44
	20	92.0	67.80	8.74	63.80	8.38	60.60	7.98	59.20	7.84	56.60	7.46	53.80	6.92
		114.0	67.80	8.70	63.80	8.34	60.60	7.98	59.20	7.80	56.60	7.42	53.80	6.88
		230.0	67.80	8.54	63.80	8.14	60.60	7.98	59.20	7.60	56.60	7.22	53.80	6.68
		287.6	67.80	8.34	63.80	7.98	60.60	7.78	59.20	7.60	56.60	7.04	53.80	6.68
		340.0	67.80	8.16	63.80	7.84	60.60	7.60	59.20	7.60	56.60	6.88	53.80	6.68
	25	92.0	67.80	7.84	63.80	7.28	60.60	6.86	59.20	6.72	56.60	6.36	53.80	5.96
		114.0	67.80	7.80	63.80	7.24	60.60	6.86	59.20	6.68	56.60	6.32	53.80	5.92
		230.0	67.80	7.60	63.80	7.04	60.60	6.86	59.20	6.48	56.60	6.12	53.80	5.76
		287.6	67.80	7.42	63.80	7.04	60.60	6.68	59.20	6.48	56.60	6.12	53.80	5.76
		340.0	67.80	7.26	63.80	7.04	60.60	6.52	59.20	6.48	56.60	6.12	53.80	5.76
	30	92.0	67.80	6.92	63.80	6.52	60.60	6.16	59.20	5.96	56.60	5.60	53.80	5.24
		114.0	67.80	6.88	63.80	6.48	60.60	6.12	59.20	5.92	56.60	5.56	53.80	5.20
		230.0	67.80	6.68	63.80	6.30	60.60	5.92	59.20	5.76	56.60	5.36	53.80	5.00
		287.6	67.80	6.68	63.80	6.30	60.60	5.92	59.20	5.76	56.60	5.36	53.80	5.00
		340.0	67.80	6.68	63.80	6.30	60.60	5.92	59.20	5.76	56.60	5.36	53.80	5.00
	35	92.0	67.80	6.36	63.80	5.96	60.60	5.42	59.20	5.20	56.60	5.06	53.80	4.64
		114.0	67.80	6.32	63.80	5.92	60.60	5.38	59.20	5.20	56.60	5.02	53.80	4.64
		230.0	67.80	6.12	63.80	5.76	60.60	5.20	59.20	5.20	56.60	4.82	53.80	4.64
		287.6	67.80	6.12	63.80	5.56	60.60	5.20	59.20	5.00	56.60	4.82	53.80	4.44
		340.0	67.80	6.12	63.80	5.38	60.60	5.20	59.20	4.82	56.60	4.82	53.80	4.26
	40	92.0	67.80	6.02	63.80	5.42	60.60	4.82	59.20	4.86	56.60	4.44	53.80	4.30
		114.0	67.80	5.94	63.80	5.38	60.60	4.82	59.20	4.82	56.60	4.44	53.80	4.26
		230.0	67.80	5.56	63.80	5.20	60.60	4.82	59.20	4.64	56.60	4.44	53.80	4.08
287.6		67.80	5.56	63.80	5.20	60.60	4.64	59.20	4.64	56.60	4.44	53.80	4.08	
340.0		67.80	5.56	63.80	5.20	60.60	4.48	59.20	4.64	56.60	4.44	53.80	4.08	
45	92.0	67.80	5.70	63.80	4.86	60.60	4.20	59.20	4.54	56.60	3.84	53.80	3.98	
	114.0	67.80	5.58	63.80	4.82	60.60	4.24	59.20	4.46	56.60	3.88	53.80	3.90	
	230.0	67.80	5.00	63.80	4.64	60.60	4.44	59.20	4.08	56.60	4.08	53.80	3.52	
	287.6	67.80	5.00	63.80	4.82	60.60	4.08	59.20	4.26	56.60	4.08	53.80	3.70	

7. Capacity Tables

Combi. (%)	Inlet Water Temp. (°C)	Water Flow Rate (LPM)	Indoor Air Temp. (°C, DB)											
			16.0		18.0		20.0		21.0		22.0		24.0	
			TC	PI	TC	PI	TC	PI	TC	PI	TC	PI	TC	PI
80	45	340.0	67.80	5.00	63.80	4.98	60.60	3.76	59.20	4.42	56.60	4.08	53.80	3.86
70	-5	92.0	23.60	6.70	22.20	6.38	21.00	6.18	20.80	5.82	20.60	5.62	20.40	5.10
		114.0	24.20	6.82	22.80	6.50	21.60	6.28	21.40	5.92	21.20	5.72	21.00	5.18
		230.0	27.80	7.42	26.00	7.08	24.60	6.84	24.40	6.44	24.20	6.22	23.80	5.66
		287.6	30.60	8.02	28.80	7.64	27.20	7.38	27.00	6.94	26.80	6.72	26.20	6.10
		340.0	33.20	8.56	31.40	8.14	29.60	7.88	29.40	7.40	29.20	7.18	28.40	6.50
	0	92.0	42.40	9.80	39.20	9.36	36.40	9.04	35.80	8.50	35.20	8.22	34.00	7.48
		114.0	42.60	9.82	39.40	9.38	36.60	9.06	36.00	8.52	35.40	8.24	34.20	7.50
		230.0	43.60	9.96	40.20	9.48	37.40	9.18	36.80	8.62	36.20	8.34	34.80	7.58
		287.6	44.20	9.96	41.00	9.48	38.00	9.18	37.40	8.62	36.80	8.34	35.40	7.58
		340.0	44.80	9.96	41.80	9.48	38.60	9.18	38.00	8.62	37.40	8.34	36.00	7.58
	5	92.0	58.60	10.68	55.40	10.16	52.80	9.84	51.60	9.28	49.40	8.94	47.00	8.12
		114.0	58.60	10.72	55.40	10.20	52.80	9.88	51.60	9.32	49.40	8.98	47.00	8.16
		230.0	59.20	10.94	56.00	10.42	52.80	10.10	51.60	9.50	49.40	9.18	47.00	8.34
		287.6	59.20	11.02	56.00	10.50	52.80	10.18	51.60	9.56	49.40	9.24	47.00	8.40
		340.0	59.20	11.10	56.00	10.58	52.80	10.26	51.60	9.62	49.40	9.30	47.00	8.46
	10	92.0	58.80	9.84	55.60	9.30	52.80	8.96	51.60	8.46	49.40	8.10	47.00	7.42
		114.0	58.80	9.82	55.60	9.28	52.80	8.94	51.60	8.46	49.40	8.10	47.00	7.42
		230.0	59.20	9.74	56.00	9.20	52.80	8.86	51.60	8.46	49.40	8.10	47.00	7.42
		287.6	59.20	9.78	56.00	9.24	52.80	8.90	51.60	8.50	49.40	8.06	47.00	7.44
		340.0	59.20	9.82	56.00	9.28	52.80	8.94	51.60	8.54	49.40	8.02	47.00	7.46
	15	92.0	59.20	8.98	56.00	8.44	52.80	8.08	51.60	7.64	49.40	7.28	47.00	6.72
		114.0	59.20	8.90	56.00	8.36	52.80	8.00	51.60	7.60	49.40	7.24	47.00	6.68
		230.0	59.20	8.54	56.00	7.98	52.80	7.60	51.60	7.42	49.40	7.04	47.00	6.48
		287.6	59.20	8.54	56.00	7.98	52.80	7.60	51.60	7.42	49.40	6.86	47.00	6.48
		340.0	59.20	8.54	56.00	7.98	52.80	7.60	51.60	7.42	49.40	6.70	47.00	6.48
	20	92.0	59.20	7.46	56.00	7.08	52.80	6.92	51.60	6.72	49.40	6.36	47.00	5.96
		114.0	59.20	7.42	56.00	7.04	52.80	6.88	51.60	6.68	49.40	6.32	47.00	5.92
		230.0	59.20	7.22	56.00	6.86	52.80	6.68	51.60	6.48	49.40	6.12	47.00	5.76
		287.6	59.20	7.22	56.00	6.86	52.80	6.68	51.60	6.30	49.40	6.12	47.00	5.56
		340.0	59.20	7.22	56.00	6.86	52.80	6.68	51.60	6.14	49.40	6.12	47.00	5.38
	25	92.0	59.20	6.72	56.00	6.36	52.80	5.96	51.60	5.80	49.40	5.36	47.00	5.00
		114.0	59.20	6.68	56.00	6.32	52.80	5.92	51.60	5.76	49.40	5.36	47.00	5.00
		230.0	59.20	6.48	56.00	6.12	52.80	5.76	51.60	5.56	49.40	5.36	47.00	5.00
		287.6	59.20	6.30	56.00	5.92	52.80	5.76	51.60	5.56	49.40	5.20	47.00	5.00
		340.0	59.20	6.14	56.00	5.74	52.80	5.76	51.60	5.56	49.40	5.06	47.00	5.00
	30	92.0	59.20	5.96	56.00	5.60	52.80	5.24	51.60	5.00	49.40	4.86	47.00	4.44
		114.0	59.20	5.92	56.00	5.56	52.80	5.20	51.60	5.00	49.40	4.82	47.00	4.44
		230.0	59.20	5.76	56.00	5.36	52.80	5.00	51.60	5.00	49.40	4.64	47.00	4.44
		287.6	59.20	5.76	56.00	5.36	52.80	5.00	51.60	4.82	49.40	4.64	47.00	4.44
		340.0	59.20	5.76	56.00	5.36	52.80	5.00	51.60	4.66	49.40	4.64	47.00	4.44
	35	92.0	59.20	5.42	56.00	5.06	52.80	4.64	51.60	4.68	49.40	4.26	47.00	4.14
		114.0	59.20	5.38	56.00	5.02	52.80	4.64	51.60	4.64	49.40	4.26	47.00	4.10
		230.0	59.20	5.20	56.00	4.82	52.80	4.64	51.60	4.44	49.40	4.26	47.00	3.90
		287.6	59.20	5.20	56.00	4.82	52.80	4.44	51.60	4.44	49.40	4.26	47.00	3.90
		340.0	59.20	5.20	56.00	4.82	52.80	4.26	51.60	4.44	49.40	4.26	47.00	3.90
	40	92.0	59.20	5.06	56.00	4.68	52.80	4.30	51.60	4.08	49.40	3.90	47.00	3.74
		114.0	59.20	5.02	56.00	4.64	52.80	4.26	51.60	4.08	49.40	3.90	47.00	3.70
		230.0	59.20	4.82	56.00	4.44	52.80	4.08	51.60	4.08	49.40	3.90	47.00	3.52
287.6		59.20	4.82	56.00	4.44	52.80	4.08	51.60	3.90	49.40	3.70	47.00	3.52	
340.0		59.20	4.82	56.00	4.44	52.80	4.08	51.60	3.74	49.40	3.52	47.00	3.52	
45	92.0	59.20	4.68	56.00	4.30	52.80	3.98	51.60	3.48	49.40	3.52	47.00	3.38	
	114.0	59.20	4.64	56.00	4.26	52.80	3.90	51.60	3.52	49.40	3.52	47.00	3.34	
	230.0	59.20	4.44	56.00	4.08	52.80	3.52	51.60	3.70	49.40	3.52	47.00	3.14	
	287.6	59.20	4.44	56.00	4.08	52.80	3.70	51.60	3.34	49.40	3.14	47.00	3.14	

7. Capacity Tables

Combi. (%)	Inlet Water Temp. (°C)	Water Flow Rate (LPM)	Indoor Air Temp. (°C, DB)											
			16.0		18.0		20.0		21.0		22.0		24.0	
			TC	PI	TC	PI	TC	PI	TC	PI	TC	PI	TC	PI
70	45	340.0	59.20	4.44	56.00	4.08	52.80	3.86	51.60	3.02	49.40	2.80	47.00	3.14
60	-5	92.0	20.40	5.44	19.00	5.24	18.00	5.02	17.80	4.68	17.80	4.60	17.40	4.10
		114.0	21.00	5.54	19.60	5.32	18.40	5.10	18.20	4.76	18.20	4.68	17.80	4.18
		230.0	23.80	6.04	22.20	5.80	21.00	5.58	20.80	5.18	20.80	5.10	20.40	4.56
		287.6	26.40	6.50	24.60	6.26	23.40	6.02	23.00	5.60	23.00	5.50	22.60	4.90
		340.0	28.80	6.92	26.80	6.68	25.60	6.42	25.00	5.98	25.00	5.86	24.60	5.20
	0	92.0	36.40	7.98	33.40	7.68	31.20	7.36	30.60	6.84	30.20	6.74	29.00	6.02
		114.0	36.60	8.00	33.60	7.70	31.40	7.38	30.80	6.86	30.40	6.76	29.20	6.04
		230.0	37.40	8.10	34.40	7.78	32.20	7.48	31.60	6.94	31.00	6.84	29.80	6.10
		287.6	38.00	8.10	35.00	7.78	32.80	7.48	32.00	6.94	31.60	6.84	30.40	6.10
		340.0	38.60	8.10	35.60	7.78	33.40	7.48	32.40	6.94	32.20	6.84	31.00	6.10
	5	92.0	50.20	8.68	47.40	8.36	45.40	8.00	44.40	7.46	42.40	7.34	40.40	6.54
		114.0	50.20	8.72	47.40	8.40	45.40	8.04	44.40	7.48	42.40	7.38	40.40	6.56
		230.0	50.80	8.90	47.80	8.58	45.40	8.22	44.40	7.64	42.40	7.54	40.40	6.72
		287.6	50.80	8.98	47.80	8.62	45.40	8.28	44.40	7.70	42.40	7.58	40.40	6.76
		340.0	50.80	9.06	47.80	8.66	45.40	8.34	44.40	7.76	42.40	7.62	40.40	6.80
	10	92.0	50.60	7.98	47.60	7.64	45.40	7.26	44.40	6.78	42.40	6.66	40.40	5.96
		114.0	50.60	7.98	47.60	7.64	45.40	7.26	44.40	6.80	42.40	6.66	40.40	5.98
		230.0	50.80	7.98	47.80	7.64	45.40	7.26	44.40	6.88	42.40	6.64	40.40	6.04
		287.6	50.80	8.00	47.80	7.56	45.40	7.18	44.40	6.80	42.40	6.58	40.40	5.98
		340.0	50.80	8.02	47.80	7.48	45.40	7.10	44.40	6.72	42.40	6.52	40.40	5.92
	15	92.0	50.80	7.28	47.80	6.92	45.40	6.52	44.40	6.12	42.40	5.96	40.40	5.36
		114.0	50.80	7.24	47.80	6.88	45.40	6.48	44.40	6.12	42.40	5.92	40.40	5.36
		230.0	50.80	7.04	47.80	6.68	45.40	6.30	44.40	6.12	42.40	5.76	40.40	5.36
		287.6	50.80	7.04	47.80	6.48	45.40	6.12	44.40	5.92	42.40	5.56	40.40	5.20
		340.0	50.80	7.04	47.80	6.30	45.40	5.96	44.40	5.74	42.40	5.38	40.40	5.06
	20	92.0	50.80	6.36	47.80	5.96	45.40	5.60	44.40	5.42	42.40	5.24	40.40	4.86
		114.0	50.80	6.32	47.80	5.92	45.40	5.56	44.40	5.38	42.40	5.20	40.40	4.82
		230.0	50.80	6.12	47.80	5.76	45.40	5.36	44.40	5.20	42.40	5.00	40.40	4.64
		287.6	50.80	6.12	47.80	5.76	45.40	5.36	44.40	5.20	42.40	5.00	40.40	4.64
		340.0	50.80	6.12	47.80	5.76	45.40	5.36	44.40	5.20	42.40	5.00	40.40	4.64
	25	92.0	50.80	5.60	47.80	5.24	45.40	4.82	44.40	4.86	42.40	4.44	40.40	4.30
		114.0	50.80	5.56	47.80	5.20	45.40	4.82	44.40	4.82	42.40	4.44	40.40	4.26
		230.0	50.80	5.36	47.80	5.00	45.40	4.82	44.40	4.64	42.40	4.44	40.40	4.08
		287.6	50.80	5.36	47.80	5.00	45.40	4.64	44.40	4.64	42.40	4.44	40.40	4.08
		340.0	50.80	5.36	47.80	5.00	45.40	4.48	44.40	4.64	42.40	4.44	40.40	4.08
	30	92.0	50.80	5.06	47.80	4.68	45.40	4.50	44.40	4.30	42.40	4.14	40.40	3.94
		114.0	50.80	5.02	47.80	4.64	45.40	4.46	44.40	4.26	42.40	4.10	40.40	3.90
		230.0	50.80	4.82	47.80	4.44	45.40	4.26	44.40	4.08	42.40	3.90	40.40	3.70
		287.6	50.80	4.82	47.80	4.44	45.40	4.26	44.40	4.08	42.40	3.90	40.40	3.70
		340.0	50.80	4.82	47.80	4.44	45.40	4.26	44.40	4.08	42.40	3.90	40.40	3.70
	35	92.0	50.80	4.44	47.80	4.30	45.40	3.90	44.40	3.94	42.40	3.74	40.40	3.58
		114.0	50.80	4.44	47.80	4.26	45.40	3.90	44.40	3.90	42.40	3.70	40.40	3.54
		230.0	50.80	4.44	47.80	4.08	45.40	3.90	44.40	3.70	42.40	3.52	40.40	3.34
		287.6	50.80	4.44	47.80	4.08	45.40	3.70	44.40	3.70	42.40	3.52	40.40	3.34
		340.0	50.80	4.44	47.80	4.08	45.40	3.52	44.40	3.70	42.40	3.52	40.40	3.34
	40	92.0	50.80	4.08	47.80	3.94	45.40	3.52	44.40	3.58	42.40	3.38	40.40	3.14
		114.0	50.80	4.08	47.80	3.90	45.40	3.52	44.40	3.54	42.40	3.34	40.40	3.14
		230.0	50.80	4.08	47.80	3.70	45.40	3.52	44.40	3.34	42.40	3.14	40.40	3.14
287.6		50.80	4.08	47.80	3.70	45.40	3.52	44.40	3.34	42.40	3.14	40.40	3.14	
340.0		50.80	4.08	47.80	3.70	45.40	3.52	44.40	3.34	42.40	3.14	40.40	3.14	
45	92.0	50.80	3.70	47.80	3.58	45.40	3.14	44.40	3.18	42.40	3.02	40.40	2.74	
	114.0	50.80	3.70	47.80	3.54	45.40	3.14	44.40	3.14	42.40	2.98	40.40	2.78	
	230.0	50.80	3.70	47.80	3.34	45.40	3.14	44.40	2.98	42.40	2.78	40.40	2.98	
	287.6	50.80	3.70	47.80	3.34	45.40	3.34	44.40	2.98	42.40	2.78	40.40	2.98	

7. Capacity Tables

Combi. (%)	Inlet Water Temp. (°C)	Water Flow Rate (LPM)	Indoor Air Temp. (°C, DB)											
			16.0		18.0		20.0		21.0		22.0		24.0	
			TC	PI	TC	PI	TC	PI	TC	PI	TC	PI	TC	PI
60	45	340.0	50.80	3.70	47.80	3.34	45.40	3.52	44.40	2.98	42.40	2.78	40.40	2.98
	-5	92.0	17.00	4.34	16.00	4.10	15.00	3.88	14.80	3.68	14.80	3.46	14.40	3.26
		114.0	17.40	4.42	16.40	4.18	15.40	3.94	15.20	3.74	15.20	3.52	14.80	3.32
		230.0	19.80	4.80	18.60	4.56	17.60	4.30	17.40	4.08	17.40	3.84	17.00	3.60
		287.6	21.80	5.18	20.60	4.90	19.40	4.64	19.20	4.40	19.00	4.12	18.80	3.90
		340.0	23.60	5.52	22.40	5.20	21.00	4.94	20.80	4.70	20.40	4.38	20.40	4.18
	0	92.0	30.20	6.36	28.00	6.02	26.00	5.68	25.40	5.38	25.00	5.06	24.20	4.78
		114.0	30.40	6.36	28.20	6.04	26.20	5.70	25.60	5.40	25.20	5.08	24.20	4.80
		230.0	31.00	6.42	28.80	6.10	26.80	5.78	26.20	5.48	25.80	5.14	24.80	4.86
		287.6	31.60	6.42	29.20	6.10	27.20	5.78	26.60	5.48	26.20	5.14	25.40	4.86
340.0		32.20	6.42	29.60	6.10	27.60	5.78	27.00	5.48	26.60	5.14	26.00	4.86	
5	92.0	41.80	6.90	39.60	6.54	37.80	6.18	36.80	5.88	35.20	5.52	33.60	5.18	
	114.0	41.80	6.92	39.60	6.56	37.80	6.20	36.80	5.90	35.20	5.54	33.60	5.20	
	230.0	42.20	7.08	40.00	6.72	37.80	6.34	36.80	6.02	35.20	5.64	33.60	5.32	
	287.6	42.20	7.14	39.80	6.76	37.80	6.38	36.80	6.06	35.20	5.70	33.60	5.36	
	340.0	42.20	7.20	39.60	6.80	37.80	6.42	36.80	6.10	35.20	5.76	33.60	5.40	
10	92.0	42.00	6.36	39.60	5.98	37.80	5.62	36.80	5.38	35.20	4.98	33.60	4.74	
	114.0	42.00	6.36	39.60	5.98	37.80	5.62	36.80	5.38	35.20	4.98	33.60	4.74	
	230.0	42.20	6.30	40.00	5.96	37.80	5.58	36.80	5.32	35.20	5.04	33.60	4.70	
	287.6	42.20	6.34	39.80	5.98	37.80	5.60	36.80	5.34	35.20	4.96	33.60	4.72	
	340.0	42.20	6.38	39.60	6.00	37.80	5.62	36.80	5.36	35.20	4.88	33.60	4.74	
15	92.0	42.20	5.80	39.80	5.42	37.80	5.06	36.80	4.86	35.20	4.44	33.60	4.30	
	114.0	42.20	5.76	39.80	5.38	37.80	5.02	36.80	4.82	35.20	4.44	33.60	4.26	
	230.0	42.20	5.56	39.80	5.20	37.80	4.82	36.80	4.64	35.20	4.44	33.60	4.08	
	287.6	42.20	5.56	39.80	5.20	37.80	4.82	36.80	4.64	35.20	4.26	33.60	4.08	
	340.0	42.20	5.56	39.80	5.20	37.80	4.82	36.80	4.64	35.20	4.10	33.60	4.08	
50	20	92.0	42.20	5.06	39.80	4.68	37.80	4.50	36.80	4.30	35.20	4.14	33.60	3.70
		114.0	42.20	5.02	39.80	4.64	37.80	4.46	36.80	4.26	35.20	4.10	33.60	3.70
		230.0	42.20	4.82	39.80	4.44	37.80	4.26	36.80	4.08	35.20	3.90	33.60	3.70
		287.6	42.20	4.82	39.80	4.44	37.80	4.26	36.80	4.08	35.20	3.90	33.60	3.70
		340.0	42.20	4.82	39.80	4.44	37.80	4.26	36.80	4.08	35.20	3.90	33.60	3.70
	25	92.0	42.20	4.50	39.80	4.08	37.80	3.94	36.80	3.70	35.20	3.52	33.60	3.34
		114.0	42.20	4.46	39.80	4.08	37.80	3.90	36.80	3.70	35.20	3.52	33.60	3.34
		230.0	42.20	4.26	39.80	4.08	37.80	3.70	36.80	3.70	35.20	3.52	33.60	3.34
		287.6	42.20	4.26	39.80	4.08	37.80	3.70	36.80	3.70	35.20	3.52	33.60	3.34
		340.0	42.20	4.26	39.80	4.08	37.80	3.70	36.80	3.70	35.20	3.52	33.60	3.34
30	92.0	42.20	4.14	39.80	3.74	37.80	3.58	36.80	3.34	35.20	3.38	33.60	3.18	
	114.0	42.20	4.10	39.80	3.70	37.80	3.54	36.80	3.34	35.20	3.34	33.60	3.14	
	230.0	42.20	3.90	39.80	3.52	37.80	3.34	36.80	3.34	35.20	3.14	33.60	2.98	
	287.6	42.20	3.90	39.80	3.52	37.80	3.34	36.80	3.34	35.20	3.14	33.60	2.98	
	340.0	42.20	3.90	39.80	3.52	37.80	3.34	36.80	3.34	35.20	3.14	33.60	2.98	
35	92.0	42.20	3.74	39.80	3.34	37.80	3.14	36.80	3.18	35.20	2.98	33.60	2.78	
	114.0	42.20	3.70	39.80	3.34	37.80	3.14	36.80	3.14	35.20	2.98	33.60	2.78	
	230.0	42.20	3.52	39.80	3.34	37.80	3.14	36.80	2.98	35.20	2.98	33.60	2.78	
	287.6	42.20	3.52	39.80	3.34	37.80	3.14	36.80	2.98	35.20	2.98	33.60	2.78	
	340.0	42.20	3.52	39.80	3.34	37.80	3.14	36.80	2.98	35.20	2.98	33.60	2.78	
40	92.0	42.20	3.38	39.80	3.18	37.80	3.02	36.80	2.78	35.20	2.82	33.60	2.58	
	114.0	42.20	3.34	39.80	3.14	37.80	2.98	36.80	2.78	35.20	2.78	33.60	2.58	
	230.0	42.20	3.14	39.80	2.98	37.80	2.78	36.80	2.78	35.20	2.58	33.60	2.58	
	287.6	42.20	3.14	39.80	2.98	37.80	2.78	36.80	2.78	35.20	2.58	33.60	2.58	
	340.0	42.20	3.14	39.80	2.98	37.80	2.78	36.80	2.78	35.20	2.58	33.60	2.58	
45	92.0	42.20	3.02	39.80	3.06	37.80	2.88	36.80	2.38	35.20	2.68	33.60	2.42	
	114.0	42.20	2.98	39.80	2.98	37.80	2.80	36.80	2.42	35.20	2.60	33.60	2.42	
	230.0	42.20	2.78	39.80	2.58	37.80	2.42	36.80	2.58	35.20	2.22	33.60	2.42	
	287.6	42.20	2.78	39.80	2.58	37.80	2.42	36.80	2.58	35.20	2.22	33.60	2.42	

7. Capacity Tables

Combi. (%)	Inlet Water Temp. (°C)	Water Flow Rate (LPM)	Indoor Air Temp. (°C, DB)											
			16.0		18.0		20.0		21.0		22.0		24.0	
			TC	PI	TC	PI	TC	PI	TC	PI	TC	PI	TC	PI
50	45	340.0	42.20	2.78	39.80	2.58	37.80	2.42	36.80	2.58	35.20	2.22	33.60	2.42

Note

- TC: Total Capacity(kW), PI : Power Input(kW)
- Capacity tables show the average value of conditions which may occur.
- The minimum flow rate of the product is based on 50% of the rated flow rate or the value indicated in the specification table, whichever is greater.
However, when the 'Variable Water Flow Valve Control KIT' is applied, the minimum flow rate is allowed to 40% (gray colored area) of the rated flow rate.
- If the flow rate is less than minimum flow rate and the indoor unit combination ratio exceeds 130%, ask to LG Electronics even if the 'Variable Water Flow Valve Control KIT' is applied.

7. Capacity Tables

CRWM260LAS5

Combi. (%)	Inlet Water Temp. (°C)	Water Flow Rate (LPM)	Indoor Air Temp. (°C, DB)											
			16.0		18.0		20.0		21.0		22.0		24.0	
			TC	PI	TC	PI	TC	PI	TC	PI	TC	PI	TC	PI
130	-5	100.0	38.80	12.92	38.50	12.17	38.20	11.32	37.70	10.99	38.10	10.70	37.10	9.59
		124.5	39.90	13.10	39.60	12.36	39.30	11.52	38.80	11.19	39.20	10.89	38.20	9.76
		250.0	45.30	14.05	44.90	13.34	44.70	12.56	44.20	12.19	44.60	11.85	43.50	10.63
		312.6	50.10	14.94	49.60	14.25	49.40	13.53	48.80	13.17	49.40	12.79	48.10	11.47
		340.0	52.20	15.32	51.70	14.64	51.50	13.95	50.80	13.59	51.50	13.19	50.10	11.84
	0	100.0	69.20	17.67	67.60	17.15	66.20	16.58	64.80	16.12	65.00	15.68	62.00	14.04
		124.5	69.60	17.71	67.90	17.18	66.50	16.62	65.10	16.16	65.30	15.72	62.30	14.07
		250.0	71.30	17.91	69.60	17.36	68.10	16.83	66.70	16.36	66.90	15.89	63.90	14.25
		312.6	72.40	17.91	70.60	17.36	69.10	16.83	67.60	16.36	67.90	15.89	64.80	14.25
		340.0	72.90	17.91	71.10	17.36	69.60	16.83	68.00	16.36	68.30	15.89	65.20	14.25
	5	100.0	99.70	19.00	98.20	18.53	96.20	18.06	93.80	17.55	91.20	17.06	86.20	15.28
		124.5	100.0	19.07	98.40	18.60	96.20	18.13	93.80	17.62	91.20	17.13	86.20	15.35
		250.0	101.4	19.42	99.00	18.96	96.20	18.51	93.80	18.00	91.20	17.49	86.20	15.69
		312.6	102.0	19.55	99.40	19.09	96.20	18.64	93.80	18.13	91.20	17.62	86.20	15.78
		340.0	102.3	19.60	99.60	19.14	96.20	18.69	93.80	18.18	91.20	17.67	86.20	15.82
	10	100.0	99.80	17.29	98.20	16.71	95.80	16.40	93.40	16.03	90.80	15.47	85.80	13.96
		124.5	100.3	17.27	98.60	16.72	96.10	16.42	93.70	16.03	91.10	15.47	86.10	13.96
		250.0	102.7	17.13	100.5	16.78	97.70	16.55	95.30	16.00	92.50	15.43	87.50	13.92
		312.6	103.3	17.36	101.2	17.02	98.40	16.62	95.70	16.07	93.20	15.69	88.00	14.58
		340.0	103.6	17.45	101.5	17.12	98.70	16.65	95.90	16.10	93.50	15.80	88.20	14.86
	15	100.0	99.90	15.58	98.20	14.91	95.50	14.76	92.90	14.51	90.50	13.89	85.40	12.66
		124.5	100.6	15.45	98.80	14.86	96.20	14.74	93.60	14.42	91.10	13.80	86.00	12.57
		250.0	104.0	14.81	101.9	14.60	99.30	14.60	96.80	13.98	94.00	13.36	88.90	12.12
		312.6	104.6	15.16	102.9	14.94	100.5	14.60	97.70	13.98	95.30	13.74	89.90	13.36
		340.0	104.9	15.32	103.4	15.09	101.0	14.60	98.10	13.98	95.80	13.90	90.40	13.89
	20	100.0	103.8	14.29	101.9	13.63	99.20	13.33	96.40	12.90	93.60	12.61	88.10	12.23
		124.5	104.5	14.20	102.6	13.63	99.90	13.33	97.10	12.95	94.30	12.68	88.80	12.14
		250.0	107.9	13.78	106.0	13.58	103.0	13.27	100.3	13.17	97.70	13.05	92.10	11.72
		312.6	108.3	13.78	106.8	13.58	104.2	13.36	101.2	13.17	98.50	13.05	92.90	12.47
		340.0	108.5	13.78	107.2	13.58	104.7	13.40	101.6	13.17	98.90	13.05	93.30	12.79
	25	100.0	109.6	13.63	106.8	13.23	104.2	13.01	102.3	12.79	99.90	12.61	94.20	11.78
		124.5	109.6	13.59	106.8	13.21	104.2	12.97	102.3	12.75	99.90	12.57	94.20	11.74
		250.0	109.6	13.36	106.8	13.12	104.2	12.74	102.3	12.56	99.90	12.34	94.20	11.51
		312.6	109.6	13.17	106.8	12.79	104.2	12.56	102.3	12.34	99.90	12.12	94.20	11.32
		340.0	109.6	13.09	106.8	12.64	104.2	12.49	102.3	12.25	99.90	12.03	94.20	11.24
	30	100.0	109.6	13.27	106.8	12.61	104.2	12.50	102.3	12.18	99.90	12.05	94.20	11.21
		124.5	109.6	13.18	106.8	12.59	104.2	12.44	102.3	12.14	99.90	11.96	94.20	11.12
		250.0	109.6	12.74	106.8	12.51	104.2	12.12	102.3	11.94	99.90	11.51	94.20	10.70
		312.6	109.6	12.56	106.8	12.17	104.2	11.94	102.3	11.72	99.90	11.51	94.20	10.70
		340.0	109.6	12.49	106.8	12.01	104.2	11.87	102.3	11.63	99.90	11.51	94.20	10.70
	35	100.0	109.6	12.66	106.8	12.23	104.2	11.99	102.3	11.56	99.90	11.16	94.20	10.38
		124.5	109.6	12.57	106.8	12.18	104.2	11.95	102.3	11.52	99.90	11.12	94.20	10.29
		250.0	109.6	12.12	106.8	11.89	104.2	11.72	102.3	11.32	99.90	10.90	94.20	9.87
		312.6	109.6	12.12	106.8	11.76	104.2	11.51	102.3	11.10	99.90	10.70	94.20	9.87
		340.0	109.6	12.12	106.8	11.71	104.2	11.43	102.3	11.01	99.90	10.62	94.20	9.87
	40	100.0	109.6	12.23	106.8	11.85	104.2	11.61	102.3	11.21	99.90	10.81	94.20	9.76
		124.5	109.6	12.14	106.8	11.79	104.2	11.52	102.3	11.12	99.90	10.72	94.20	9.68
		250.0	109.6	11.72	106.8	11.47	104.2	11.10	102.3	10.70	99.90	10.28	94.20	9.26
312.6		109.6	11.51	106.8	11.28	104.2	11.10	102.3	10.70	99.90	10.28	94.20	9.26	
340.0		109.6	11.43	106.8	11.20	104.2	11.10	102.3	10.70	99.90	10.28	94.20	9.26	
45	100.0	109.6	11.83	106.8	11.43	104.2	11.26	102.3	10.86	99.90	10.43	94.20	9.14	
	124.5	109.6	11.74	106.8	11.37	104.2	11.14	102.3	10.73	99.90	10.30	94.20	9.06	
	250.0	109.6	11.32	106.8	11.06	104.2	10.49	102.3	10.08	99.90	9.66	94.20	8.64	
	312.6	109.6	10.90	106.8	10.79	104.2	10.70	102.3	10.28	99.90	9.87	94.20	8.64	

7. Capacity Tables

Combi. (%)	Inlet Water Temp. (°C)	Water Flow Rate (LPM)	Indoor Air Temp. (°C, DB)											
			16.0		18.0		20.0		21.0		22.0		24.0	
			TC	PI	TC	PI	TC	PI	TC	PI	TC	PI	TC	PI
130	45	340.0	109.6	10.72	106.8	10.67	104.2	10.78	102.3	10.36	99.90	9.96	94.20	8.64
120	-5	100.0	36.80	12.92	36.60	12.17	36.40	11.32	35.90	10.85	36.20	10.54	35.20	9.43
		124.5	37.90	13.10	37.60	12.36	37.40	11.52	36.90	11.04	37.30	10.73	36.10	9.60
		250.0	43.10	14.05	42.70	13.34	42.50	12.56	42.00	12.02	42.40	11.68	41.20	10.47
		312.6	47.60	14.94	47.20	14.25	47.00	13.53	46.40	12.98	46.80	12.60	45.50	11.28
		340.0	49.60	15.32	49.20	14.64	49.00	13.95	48.30	13.39	48.70	13.00	47.40	11.63
	0	100.0	65.80	17.67	64.20	17.15	62.80	16.58	61.60	15.89	61.60	15.45	58.70	13.81
		124.5	66.10	17.71	64.50	17.18	63.10	16.62	61.90	15.93	61.90	15.49	59.00	13.85
		250.0	67.80	17.91	66.10	17.36	64.80	16.83	63.40	16.13	63.40	15.66	60.60	14.02
		312.6	68.80	17.91	67.20	17.36	65.70	16.83	64.40	16.13	64.30	15.66	61.50	14.02
		340.0	69.30	17.91	67.70	17.36	66.10	16.83	64.80	16.13	64.70	15.66	61.90	14.02
	5	100.0	94.90	19.00	93.40	18.53	91.40	18.06	89.20	17.29	86.40	16.80	81.70	15.05
		124.5	95.20	19.07	93.60	18.60	91.40	18.13	89.20	17.36	86.40	16.87	81.70	15.12
		250.0	96.60	19.42	94.30	18.96	91.40	18.51	89.20	17.74	86.40	17.23	81.70	15.43
		312.6	97.10	19.55	93.80	19.09	91.40	18.64	89.20	17.87	86.40	17.36	81.70	15.53
	10	340.0	97.30	19.60	93.60	19.14	91.40	18.69	89.20	17.92	86.40	17.41	81.70	15.58
		100.0	95.30	17.07	93.40	16.60	91.20	16.26	89.00	15.76	86.20	15.25	81.50	13.71
		124.5	95.70	17.12	93.70	16.65	91.40	16.31	89.20	15.78	86.40	15.25	81.70	13.72
		250.0	97.50	17.36	95.40	16.91	92.50	16.55	90.20	15.87	87.30	15.19	82.50	13.78
	15	312.6	98.00	17.29	95.10	16.91	92.80	16.62	90.60	15.94	87.70	15.25	82.90	14.25
		340.0	98.20	17.26	95.00	16.91	92.90	16.65	90.80	15.97	87.90	15.28	83.10	14.45
		100.0	95.50	15.14	93.60	14.69	90.90	14.47	88.70	14.25	86.00	13.67	81.20	12.39
		124.5	96.00	15.16	94.10	14.72	91.30	14.49	89.10	14.21	86.40	13.59	81.60	12.35
	20	250.0	98.30	15.29	96.40	14.85	93.40	14.60	91.20	13.98	88.20	13.17	83.40	12.12
		312.6	98.80	15.07	96.40	14.72	94.20	14.60	91.90	13.98	88.90	13.17	84.20	12.96
		340.0	99.00	14.98	96.40	14.67	94.60	14.60	92.20	13.98	89.20	13.17	84.60	13.33
		100.0	98.20	13.62	96.40	13.03	93.40	12.69	90.80	12.50	87.90	12.35	83.20	11.72
	25	124.5	98.70	13.62	96.90	13.07	93.80	12.74	91.30	12.54	88.40	12.35	83.60	11.69
		250.0	101.4	13.62	99.20	13.27	96.00	12.96	93.80	12.74	90.60	12.30	85.60	11.51
		312.6	101.8	13.49	99.10	13.17	96.80	12.96	94.20	12.74	91.20	12.34	86.20	11.94
		340.0	102.0	13.44	99.00	13.12	97.20	12.96	94.40	12.74	91.50	12.36	86.50	12.12
	30	100.0	102.9	12.88	99.90	12.28	96.80	12.05	94.70	11.78	92.10	11.56	87.10	10.76
		124.5	102.9	12.84	99.90	12.26	96.80	12.03	94.70	11.74	92.10	11.52	87.10	10.72
		250.0	103.2	12.63	99.90	12.17	96.80	11.94	94.70	11.51	92.10	11.32	87.10	10.49
		312.6	103.6	12.17	99.90	11.85	96.80	11.72	94.70	11.51	92.10	11.10	87.10	10.49
	35	340.0	103.8	11.97	99.90	11.71	96.80	11.63	94.70	11.51	92.10	11.01	87.10	10.49
		100.0	103.6	12.32	99.90	11.71	96.80	11.37	94.70	10.94	92.10	10.81	87.10	9.92
		124.5	103.6	12.23	99.90	11.65	96.80	11.33	94.70	10.90	92.10	10.72	87.10	9.88
		250.0	103.6	11.81	99.90	11.36	96.80	11.10	94.70	10.70	92.10	10.28	87.10	9.66
	40	312.6	103.6	11.43	99.90	11.10	96.80	10.90	94.70	10.70	92.10	10.28	87.10	9.47
		340.0	103.6	11.27	99.90	10.99	96.80	10.82	94.70	10.70	92.10	10.28	87.10	9.40
		100.0	103.6	11.76	99.90	11.12	96.80	10.81	94.70	10.38	92.10	9.97	87.10	9.09
		124.5	103.6	11.63	99.90	11.03	96.80	10.72	94.70	10.29	92.10	9.88	87.10	9.05
	45	250.0	103.6	10.94	99.90	10.61	96.80	10.28	94.70	9.87	92.10	9.47	87.10	8.85
		312.6	103.6	10.81	99.90	10.54	96.80	10.28	94.70	9.87	92.10	9.47	87.10	8.64
		340.0	103.6	10.76	99.90	10.51	96.80	10.28	94.70	9.87	92.10	9.47	87.10	8.55
		100.0	103.6	11.41	99.90	10.61	96.80	10.19	94.70	9.76	92.10	9.36	87.10	8.48
	50	124.5	103.6	11.23	99.90	10.51	96.80	10.10	94.70	9.68	92.10	9.27	87.10	8.44
		250.0	103.6	10.32	99.90	10.00	96.80	9.66	94.70	9.26	92.10	8.85	87.10	8.23
312.6		103.6	10.19	99.90	9.87	96.80	9.66	94.70	9.26	92.10	8.85	87.10	8.02	
340.0		103.6	10.14	99.90	9.82	96.80	9.66	94.70	9.26	92.10	8.85	87.10	7.93	
55	100.0	103.6	11.06	99.90	10.10	96.80	9.57	94.70	9.14	92.10	8.74	87.10	7.86	
	124.5	103.6	10.84	99.90	9.99	96.80	9.48	94.70	9.06	92.10	8.65	87.10	7.82	
	250.0	103.6	9.70	99.90	9.39	96.80	9.04	94.70	8.64	92.10	8.23	87.10	7.61	
		312.6	103.6	9.57	99.90	9.21	96.80	9.04	94.70	8.64	92.10	8.23	87.10	7.41

7. Capacity Tables

Combi. (%)	Inlet Water Temp. (°C)	Water Flow Rate (LPM)	Indoor Air Temp. (°C, DB)											
			16.0		18.0		20.0		21.0		22.0		24.0	
			TC	PI	TC	PI	TC	PI	TC	PI	TC	PI	TC	PI
120	45	340.0	103.6	9.52	99.90	9.14	96.80	9.04	94.70	8.64	92.10	8.23	87.10	7.33
110	-5	100.0	34.90	13.09	34.60	12.17	34.40	11.32	34.00	10.85	34.10	10.54	33.40	9.43
		124.5	35.80	13.27	35.50	12.36	35.30	11.52	34.90	11.04	35.00	10.73	34.30	9.60
		250.0	40.70	14.21	40.50	13.34	40.30	12.56	39.90	12.02	39.90	11.68	39.00	10.47
		312.6	45.00	15.13	44.70	14.25	44.50	13.53	44.00	12.98	44.00	12.60	43.10	11.28
		340.0	46.90	15.53	46.50	14.64	46.30	13.95	45.80	13.39	45.80	13.00	44.90	11.63
	0	100.0	62.20	17.91	60.90	17.15	59.60	16.58	58.50	15.89	57.90	15.45	55.70	13.81
		124.5	62.50	17.95	61.20	17.18	59.90	16.62	58.80	15.93	58.20	15.49	56.00	13.85
		250.0	64.10	18.13	62.70	17.36	61.30	16.83	60.20	16.13	59.60	15.66	57.40	14.02
		312.6	65.00	18.13	63.70	17.36	62.40	16.83	61.10	16.13	60.60	15.66	58.20	14.02
		340.0	65.40	18.13	64.20	17.36	62.90	16.83	61.50	16.13	61.10	15.66	58.60	14.02
	5	100.0	90.80	19.26	88.60	18.53	86.60	18.06	84.70	17.29	81.40	16.80	77.40	15.05
		124.5	91.00	19.33	88.80	18.60	86.60	18.13	84.70	17.36	81.40	16.87	77.40	15.12
		250.0	92.30	19.68	89.50	18.96	86.70	18.51	84.70	17.74	81.40	17.23	77.40	15.43
		312.6	92.90	19.80	89.70	19.09	86.70	18.64	84.70	17.87	81.40	17.36	77.40	15.53
		340.0	93.20	19.85	89.80	19.14	86.70	18.69	84.70	17.92	81.40	17.41	77.40	15.58
	10	100.0	91.20	17.27	88.90	16.67	86.50	16.31	84.50	15.76	81.20	15.25	77.30	13.71
		124.5	91.50	17.29	89.10	16.71	86.60	16.35	84.60	15.78	81.30	15.25	77.40	13.72
		250.0	92.90	17.42	90.10	16.91	87.10	16.55	85.20	15.87	81.90	15.19	77.80	13.78
		312.6	93.40	17.42	90.40	16.91	87.50	16.51	85.30	15.83	82.10	15.25	78.00	13.94
		340.0	93.60	17.42	90.50	16.91	87.70	16.49	85.40	15.81	82.20	15.28	78.10	14.00
	15	100.0	91.40	15.27	89.00	14.85	86.40	14.60	84.40	14.25	81.10	13.67	77.20	12.39
		124.5	91.70	15.25	89.30	14.85	86.60	14.60	84.60	14.21	81.30	13.59	77.40	12.35
		250.0	93.40	15.16	90.60	14.85	87.70	14.60	85.60	13.98	82.40	13.17	78.20	12.12
		312.6	93.80	15.07	91.20	14.72	88.20	14.40	86.00	13.78	82.70	13.17	78.60	12.34
		340.0	94.00	15.03	91.50	14.67	88.40	14.32	86.20	13.70	82.90	13.17	78.80	12.43
	20	100.0	93.10	13.18	90.60	12.87	87.70	12.56	85.30	12.34	82.20	11.99	77.80	11.21
		124.5	93.50	13.20	90.80	12.87	87.90	12.56	85.60	12.34	82.40	11.95	78.00	11.19
		250.0	95.60	13.32	92.10	12.87	88.90	12.56	86.90	12.34	83.40	11.72	79.30	11.10
		312.6	96.20	13.32	92.90	12.87	89.50	12.56	87.10	12.12	83.90	11.72	79.60	11.10
		340.0	96.50	13.32	93.30	12.87	89.80	12.56	87.20	12.03	84.10	11.72	79.70	11.10
	25	100.0	96.00	12.00	93.20	11.56	89.50	11.37	87.50	10.94	84.50	10.54	79.90	9.66
		124.5	96.20	11.98	93.20	11.52	89.50	11.33	87.50	10.90	84.50	10.50	79.90	9.66
		250.0	97.00	11.89	93.20	11.32	89.50	11.10	87.50	10.70	84.50	10.28	79.90	9.66
		312.6	97.50	11.89	93.20	11.36	89.50	10.90	87.50	10.70	84.50	10.08	79.90	9.47
		340.0	97.70	11.89	93.20	11.38	89.50	10.82	87.50	10.70	84.50	10.00	79.90	9.40
	30	100.0	97.50	10.94	93.20	10.54	89.50	10.14	87.50	9.92	84.50	9.30	79.90	8.70
		124.5	97.50	10.90	93.20	10.50	89.50	10.10	87.50	9.88	84.50	9.26	79.90	8.66
		250.0	97.50	10.70	93.20	10.28	89.50	9.87	87.50	9.66	84.50	9.04	79.90	8.43
		312.6	97.50	10.61	93.20	10.08	89.50	9.66	87.50	9.47	84.50	9.04	79.90	8.43
		340.0	97.50	10.57	93.20	10.00	89.50	9.57	87.50	9.40	84.50	9.04	79.90	8.43
	35	100.0	97.50	10.38	93.20	9.70	89.50	9.30	87.50	8.90	84.50	8.48	79.90	7.86
		124.5	97.50	10.29	93.20	9.66	89.50	9.26	87.50	8.86	84.50	8.44	79.90	7.82
		250.0	97.50	9.87	93.20	9.47	89.50	9.04	87.50	8.64	84.50	8.23	79.90	7.61
		312.6	97.50	9.61	93.20	9.26	89.50	8.85	87.50	8.64	84.50	8.23	79.90	7.61
		340.0	97.50	9.50	93.20	9.17	89.50	8.78	87.50	8.64	84.50	8.23	79.90	7.61
	40	100.0	97.50	9.76	93.20	9.36	89.50	8.74	87.50	8.28	84.50	7.86	79.90	7.24
		124.5	97.50	9.68	93.20	9.27	89.50	8.65	87.50	8.24	84.50	7.82	79.90	7.20
		250.0	97.50	9.26	93.20	8.85	89.50	8.23	87.50	8.02	84.50	7.61	79.90	7.00
312.6		97.50	9.12	93.20	8.64	89.50	8.23	87.50	7.81	84.50	7.41	79.90	6.79	
340.0		97.50	9.07	93.20	8.55	89.50	8.23	87.50	7.73	84.50	7.33	79.90	6.71	
45	100.0	97.50	9.14	93.20	9.01	89.50	8.17	87.50	7.67	84.50	7.24	79.90	6.62	
	124.5	97.50	9.06	93.20	8.88	89.50	8.05	87.50	7.63	84.50	7.20	79.90	6.58	
	250.0	97.50	8.64	93.20	8.23	89.50	7.41	87.50	7.41	84.50	7.00	79.90	6.39	
	312.6	97.50	8.64	93.20	8.02	89.50	7.61	87.50	7.00	84.50	6.57	79.90	5.95	

7. Capacity Tables

Combi. (%)	Inlet Water Temp. (°C)	Water Flow Rate (LPM)	Indoor Air Temp. (°C, DB)											
			16.0		18.0		20.0		21.0		22.0		24.0	
			TC	PI	TC	PI	TC	PI	TC	PI	TC	PI	TC	PI
110	45	340.0	97.50	8.64	93.20	7.93	89.50	7.69	87.50	6.82	84.50	6.39	79.90	5.76
100	-5	100.0	32.90	13.09	32.70	12.34	32.50	11.32	32.30	10.85	32.00	10.36	31.40	9.43
		124.5	33.80	13.27	33.60	12.53	33.40	11.52	33.20	11.04	32.90	10.55	32.30	9.60
		250.0	38.60	14.21	38.30	13.51	38.10	12.56	37.70	12.02	37.40	11.51	36.80	10.47
		312.6	42.60	15.13	42.30	14.45	42.00	13.53	41.60	12.98	41.40	12.41	40.60	11.28
		340.0	44.40	15.53	44.00	14.85	43.70	13.95	43.30	13.39	43.10	12.79	42.20	11.63
		100.0	58.90	17.91	57.60	17.38	56.30	16.58	55.40	15.89	54.40	15.21	52.50	13.81
	0	124.5	59.20	17.95	57.90	17.42	56.60	16.62	55.70	15.93	54.70	15.25	52.70	13.85
		250.0	60.60	18.13	59.30	17.60	58.00	16.83	57.00	16.13	56.00	15.43	54.00	14.02
		312.6	61.50	18.13	60.20	17.60	58.90	16.83	57.80	16.13	56.80	15.43	54.80	14.02
		340.0	61.90	18.13	60.60	17.60	59.30	16.83	58.20	16.13	57.20	15.43	55.20	14.02
		100.0	86.90	19.26	83.90	18.78	81.80	18.06	80.20	17.29	76.30	16.55	72.80	15.05
	5	124.5	87.10	19.33	84.10	18.85	81.80	18.13	80.20	17.36	76.30	16.62	72.80	15.12
		250.0	88.40	19.68	84.70	19.22	81.90	18.51	80.20	17.74	76.30	16.98	72.80	15.43
		312.6	88.90	19.80	84.90	19.34	81.90	18.64	80.20	17.87	76.30	17.09	72.80	15.53
		340.0	89.10	19.85	85.00	19.39	81.90	18.69	80.20	17.92	76.30	17.14	72.80	15.58
	10	100.0	87.30	17.22	84.30	16.84	81.90	16.31	80.20	15.76	76.30	14.98	72.80	13.71
		124.5	87.50	17.29	84.40	16.89	81.90	16.35	80.20	15.78	76.30	15.00	72.80	13.72
		250.0	88.40	17.62	84.80	17.11	81.90	16.55	80.20	15.87	76.30	15.07	72.80	13.78
		312.6	89.00	17.55	85.20	17.11	81.90	16.51	80.20	15.83	76.30	15.02	72.80	13.72
		340.0	89.30	17.52	85.40	17.11	81.90	16.49	80.20	15.81	76.30	15.00	72.80	13.69
	15	100.0	87.80	15.18	84.50	14.92	81.90	14.60	80.20	14.25	76.30	13.41	72.80	12.39
		124.5	87.90	15.25	84.50	14.93	81.90	14.60	80.20	14.21	76.30	13.37	72.80	12.35
		250.0	88.40	15.56	84.90	14.98	81.90	14.60	80.20	13.98	76.30	13.17	72.80	12.12
		312.6	89.10	15.29	85.30	14.85	81.90	14.40	80.20	13.78	76.30	12.96	72.80	11.94
		340.0	89.40	15.17	85.50	14.80	81.90	14.32	80.20	13.70	76.30	12.88	72.80	11.87
	20	100.0	88.20	12.98	85.10	12.65	81.90	12.34	80.20	12.18	76.30	11.37	72.80	10.81
		124.5	88.50	13.03	85.10	12.66	81.90	12.34	80.20	12.14	76.30	11.33	72.80	10.72
		250.0	89.90	13.27	85.30	12.70	81.90	12.34	80.20	11.94	76.30	11.10	72.80	10.28
		312.6	90.40	13.05	86.10	12.60	81.90	12.12	80.20	11.72	76.30	10.90	72.80	10.08
		340.0	90.60	12.96	86.40	12.56	81.90	12.03	80.20	11.63	76.30	10.82	72.80	10.00
	25	100.0	89.30	11.35	86.40	10.99	81.90	10.54	80.20	10.14	76.30	9.52	72.80	8.64
		124.5	89.60	11.36	86.40	10.94	81.90	10.50	80.20	10.10	76.30	9.48	72.80	8.64
		250.0	91.00	11.41	86.40	10.70	81.90	10.28	80.20	9.87	76.30	9.26	72.80	8.64
		312.6	91.40	11.15	86.40	10.61	81.90	10.08	80.20	9.66	76.30	9.26	72.80	8.43
		340.0	91.60	11.04	86.40	10.57	81.90	10.00	80.20	9.57	76.30	9.26	72.80	8.35
	30	100.0	91.40	10.32	86.40	9.52	81.90	8.87	80.20	8.70	76.30	8.02	72.80	7.67
		124.5	91.40	10.28	86.40	9.48	81.90	8.85	80.20	8.66	76.30	8.02	72.80	7.63
		250.0	91.40	10.08	86.40	9.26	81.90	8.77	80.20	8.43	76.30	8.02	72.80	7.41
		312.6	91.40	9.87	86.40	9.26	81.90	8.64	80.20	8.43	76.30	7.81	72.80	7.41
		340.0	91.40	9.79	86.40	9.26	81.90	8.59	80.20	8.43	76.30	7.73	72.80	7.41
	35	100.0	91.40	9.57	86.40	8.74	81.90	7.83	80.20	7.67	76.30	7.24	72.80	6.62
		124.5	91.40	9.48	86.40	8.65	81.90	7.81	80.20	7.63	76.30	7.20	72.80	6.58
		250.0	91.40	9.04	86.40	8.23	81.90	7.72	80.20	7.41	76.30	7.00	72.80	6.39
		312.6	91.40	9.04	86.40	8.23	81.90	7.61	80.20	7.41	76.30	7.00	72.80	6.39
		340.0	91.40	9.04	86.40	8.23	81.90	7.56	80.20	7.41	76.30	7.00	72.80	6.39
	40	100.0	91.40	8.96	86.40	8.12	81.90	7.02	80.20	6.84	76.30	6.44	72.80	6.01
		124.5	91.40	8.87	86.40	8.03	81.90	7.00	80.20	6.80	76.30	6.40	72.80	5.97
		250.0	91.40	8.43	86.40	7.61	81.90	6.92	80.20	6.57	76.30	6.17	72.80	5.77
312.6		91.40	8.23	86.40	7.61	81.90	6.79	80.20	6.57	76.30	6.17	72.80	5.77	
340.0		91.40	8.15	86.40	7.61	81.90	6.74	80.20	6.57	76.30	6.17	72.80	5.77	
45	100.0	91.40	8.34	86.40	7.50	81.90	6.19	80.20	6.01	76.30	5.61	72.80	5.39	
	124.5	91.40	8.25	86.40	7.42	81.90	6.17	80.20	5.97	76.30	5.57	72.80	5.35	
	250.0	91.40	7.81	86.40	7.00	81.90	6.08	80.20	5.77	76.30	5.34	72.80	5.15	
	312.6	91.40	7.41	86.40	7.00	81.90	5.95	80.20	5.77	76.30	5.34	72.80	5.15	

7. Capacity Tables

Combi. (%)	Inlet Water Temp. (°C)	Water Flow Rate (LPM)	Indoor Air Temp. (°C, DB)											
			16.0		18.0		20.0		21.0		22.0		24.0	
			TC	PI	TC	PI	TC	PI	TC	PI	TC	PI	TC	PI
100	45	340.0	91.40	7.24	86.40	7.00	81.90	5.90	80.20	5.77	76.30	5.34	72.80	5.15
90	-5	100.0	31.00	12.16	30.10	11.07	29.20	9.72	29.00	9.26	28.80	8.93	28.30	8.01
		124.5	31.90	12.33	31.00	11.24	30.10	9.90	29.90	9.42	29.70	9.09	29.10	8.15
		250.0	36.40	13.19	35.30	12.10	34.20	10.79	34.00	10.28	33.80	9.92	33.10	8.90
		312.6	40.30	14.02	39.00	12.96	37.70	11.63	37.50	11.08	37.30	10.68	36.60	9.59
		340.0	42.00	14.39	40.60	13.33	39.30	12.00	39.10	11.43	38.90	11.00	38.20	9.88
	0	100.0	55.60	16.55	53.10	15.53	50.50	14.25	49.80	13.60	49.00	13.09	47.20	11.76
		124.5	55.90	16.58	53.30	15.56	50.80	14.28	50.00	13.63	49.20	13.12	47.40	11.79
		250.0	57.20	16.76	54.60	15.74	52.20	14.45	51.30	13.78	50.50	13.27	48.60	11.92
		312.6	58.10	16.76	55.40	15.74	52.90	14.45	52.00	13.78	51.30	13.27	49.40	11.92
		340.0	58.50	16.76	55.80	15.74	53.20	14.45	52.30	13.78	51.70	13.27	49.80	11.92
	5	100.0	78.60	17.77	76.00	16.77	73.60	15.52	72.10	14.80	68.90	14.25	65.60	12.79
		124.5	78.60	17.84	76.00	16.84	73.60	15.58	72.10	14.86	68.90	14.31	65.60	12.84
		250.0	78.90	18.17	75.80	17.17	73.60	15.89	72.10	15.16	68.90	14.62	65.60	13.11
		312.6	79.30	18.27	76.00	17.27	73.60	16.02	72.10	15.27	68.90	14.72	65.60	13.21
	10	340.0	79.50	18.31	76.10	17.31	73.60	16.07	72.10	15.32	68.90	14.76	65.60	13.25
		100.0	78.90	15.69	76.30	14.92	73.60	14.05	72.10	13.47	68.90	12.92	65.60	11.65
		124.5	78.90	15.70	76.30	14.94	73.60	14.07	72.10	13.49	68.90	12.92	65.60	11.66
		250.0	78.80	15.74	75.80	15.00	73.60	14.13	72.10	13.56	68.90	12.87	65.60	11.70
	15	312.6	79.30	15.70	76.00	14.96	73.60	14.09	72.10	13.51	68.90	12.92	65.60	11.74
		340.0	79.50	15.68	76.10	14.94	73.60	14.07	72.10	13.49	68.90	12.94	65.60	11.76
		100.0	79.30	13.58	76.50	13.10	73.60	12.61	72.10	12.18	68.90	11.61	65.60	10.54
		124.5	79.30	13.54	76.50	13.06	73.60	12.57	72.10	12.14	68.90	11.52	65.60	10.50
	20	250.0	78.70	13.32	75.90	12.83	73.60	12.34	72.10	11.94	68.90	11.10	65.60	10.28
		312.6	79.30	13.12	76.10	12.63	73.60	12.12	72.10	11.72	68.90	11.10	65.60	10.28
		340.0	79.60	13.04	76.20	12.55	73.60	12.03	72.10	11.63	68.90	11.10	65.60	10.28
		100.0	79.90	11.47	76.90	11.14	73.60	10.76	72.10	10.32	68.90	9.97	65.60	9.36
	25	124.5	79.90	11.47	76.70	11.12	73.60	10.72	72.10	10.28	68.90	9.88	65.60	9.27
		250.0	79.50	11.47	76.10	10.98	73.60	10.49	72.10	10.08	68.90	9.47	65.60	8.85
		312.6	79.70	11.28	76.30	10.90	73.60	10.49	72.10	10.08	68.90	9.47	65.60	8.85
		340.0	79.80	11.20	76.40	10.86	73.60	10.49	72.10	10.08	68.90	9.47	65.60	8.85
	30	100.0	81.20	10.03	77.80	9.49	73.60	9.09	72.10	8.64	68.90	8.28	65.60	7.67
		124.5	81.40	10.01	77.80	9.47	73.60	9.05	72.10	8.64	68.90	8.24	65.60	7.63
		250.0	82.10	9.92	77.80	9.39	73.60	8.85	72.10	8.64	68.90	8.02	65.60	7.41
		312.6	82.40	9.66	77.80	9.17	73.60	8.85	72.10	8.43	68.90	8.02	65.60	7.41
	35	340.0	82.50	9.55	77.80	9.08	73.60	8.85	72.10	8.35	68.90	8.02	65.60	7.41
		100.0	82.40	9.09	77.80	8.48	73.60	7.86	72.10	7.67	68.90	7.24	65.60	6.57
		124.5	82.40	9.05	77.80	8.44	73.60	7.82	72.10	7.63	68.90	7.20	65.60	6.57
		250.0	82.40	8.85	77.80	8.23	73.60	7.61	72.10	7.41	68.90	7.00	65.60	6.57
	40	312.6	82.40	8.64	77.80	8.02	73.60	7.61	72.10	7.41	68.90	7.00	65.60	6.39
		340.0	82.40	8.55	77.80	7.93	73.60	7.61	72.10	7.41	68.90	7.00	65.60	6.32
		100.0	82.40	8.28	77.80	7.67	73.60	7.06	72.10	6.84	68.90	6.44	65.60	6.01
		124.5	82.40	8.24	77.80	7.63	73.60	7.02	72.10	6.80	68.90	6.40	65.60	5.97
	45	250.0	82.40	8.02	77.80	7.41	73.60	6.79	72.10	6.57	68.90	6.17	65.60	5.77
		312.6	82.40	7.81	77.80	7.19	73.60	6.57	72.10	6.39	68.90	6.17	65.60	5.77
		340.0	82.40	7.73	77.80	7.10	73.60	6.48	72.10	6.32	68.90	6.17	65.60	5.77
		100.0	82.40	7.72	77.80	7.06	73.60	6.22	72.10	6.01	68.90	5.82	65.60	5.39
	50	124.5	82.40	7.63	77.80	7.02	73.60	6.18	72.10	5.97	68.90	5.78	65.60	5.35
		250.0	82.40	7.19	77.80	6.79	73.60	5.95	72.10	5.77	68.90	5.55	65.60	5.15
312.6		82.40	7.19	77.80	6.79	73.60	5.95	72.10	5.77	68.90	5.55	65.60	5.15	
340.0		82.40	7.19	77.80	6.79	73.60	5.95	72.10	5.77	68.90	5.55	65.60	5.15	
55	100.0	82.40	7.15	77.80	6.44	73.60	5.39	72.10	5.20	68.90	5.20	65.60	4.77	
	124.5	82.40	7.03	77.80	6.40	73.60	5.35	72.10	5.16	68.90	5.16	65.60	4.73	
	250.0	82.40	6.39	77.80	6.17	73.60	5.15	72.10	4.93	68.90	4.93	65.60	4.53	
	312.6	82.40	6.57	77.80	6.39	73.60	5.34	72.10	5.15	68.90	4.93	65.60	4.53	

7. Capacity Tables

Combi. (%)	Inlet Water Temp. (°C)	Water Flow Rate (LPM)	Indoor Air Temp. (°C, DB)											
			16.0		18.0		20.0		21.0		22.0		24.0	
			TC	PI	TC	PI	TC	PI	TC	PI	TC	PI	TC	PI
90	45	340.0	82.40	6.64	77.80	6.48	73.60	5.42	72.10	5.24	68.90	4.93	65.60	4.53
80	-5	100.0	29.40	8.66	27.50	8.33	26.00	7.97	25.80	7.70	25.60	7.35	25.10	6.77
		124.5	30.30	8.82	28.30	8.48	26.70	8.11	26.50	7.84	26.30	7.48	25.80	6.89
		250.0	34.40	9.61	32.30	9.23	30.50	8.83	30.10	8.53	30.10	8.15	29.40	7.48
		312.6	38.00	10.36	35.60	9.96	33.60	9.53	33.30	9.21	33.10	8.79	32.50	8.08
		340.0	39.60	10.68	37.10	10.27	35.00	9.82	34.80	9.50	34.50	9.06	33.90	8.34
	0	100.0	52.50	12.71	48.40	12.20	45.10	11.69	44.20	11.29	43.60	10.76	42.00	9.90
		124.5	52.70	12.74	48.60	12.23	45.30	11.72	44.40	11.32	43.80	10.79	42.20	9.92
		250.0	54.10	12.89	49.80	12.38	46.40	11.85	45.50	11.45	44.90	10.92	43.20	10.04
		312.6	54.80	12.89	50.50	12.38	47.20	11.85	46.20	11.45	45.70	10.92	43.90	10.04
		340.0	55.10	12.89	50.80	12.38	47.60	11.85	46.50	11.45	46.10	10.92	44.30	10.04
	5	100.0	72.60	13.82	68.50	13.30	65.50	12.70	64.10	12.27	61.30	11.70	58.30	10.77
		124.5	72.80	13.89	68.60	13.35	65.50	12.76	64.10	12.32	61.30	11.75	58.30	10.82
		250.0	73.40	14.19	69.10	13.62	65.60	13.05	64.10	12.60	61.30	12.00	58.30	11.06
		312.6	73.40	14.27	69.10	13.72	65.60	13.12	64.10	12.68	61.30	12.08	58.30	11.12
		340.0	73.40	14.31	69.10	13.76	65.60	13.15	64.10	12.71	61.30	12.11	58.30	11.15
	10	100.0	73.00	12.72	68.80	12.14	65.50	11.52	64.10	11.21	61.30	10.61	58.30	9.83
		124.5	73.00	12.70	68.80	12.13	65.50	11.52	64.10	11.21	61.30	10.61	58.30	9.83
		250.0	73.40	12.63	69.10	12.07	65.60	11.56	64.10	11.23	61.30	10.63	58.30	9.85
		312.6	73.40	12.60	69.10	12.10	65.60	11.59	64.10	11.17	61.30	10.57	58.30	9.79
		340.0	73.40	12.59	69.10	12.11	65.60	11.60	64.10	11.14	61.30	10.54	58.30	9.76
	15	100.0	73.40	11.61	69.10	10.99	65.60	10.32	64.10	10.14	61.30	9.52	58.30	8.90
		124.5	73.40	11.52	69.10	10.90	65.60	10.28	64.10	10.10	61.30	9.48	58.30	8.86
		250.0	73.40	11.10	69.10	10.49	65.60	10.08	64.10	9.87	61.30	9.26	58.30	8.64
		312.6	73.40	10.90	69.10	10.49	65.60	10.08	64.10	9.66	61.30	9.04	58.30	8.43
		340.0	73.40	10.82	69.10	10.49	65.60	10.08	64.10	9.57	61.30	8.95	58.30	8.35
	20	100.0	73.40	9.70	69.10	9.30	65.60	8.85	64.10	8.70	61.30	8.28	58.30	7.67
		124.5	73.40	9.66	69.10	9.26	65.60	8.85	64.10	8.66	61.30	8.24	58.30	7.63
		250.0	73.40	9.47	69.10	9.04	65.60	8.85	64.10	8.43	61.30	8.02	58.30	7.41
		312.6	73.40	9.26	69.10	8.85	65.60	8.64	64.10	8.43	61.30	7.81	58.30	7.41
		340.0	73.40	9.17	69.10	8.78	65.60	8.55	64.10	8.43	61.30	7.73	58.30	7.41
	25	100.0	73.40	8.70	69.10	8.08	65.60	7.61	64.10	7.46	61.30	7.06	58.30	6.62
		124.5	73.40	8.66	69.10	8.04	65.60	7.61	64.10	7.42	61.30	7.02	58.30	6.58
		250.0	73.40	8.43	69.10	7.81	65.60	7.61	64.10	7.19	61.30	6.79	58.30	6.39
		312.6	73.40	8.23	69.10	7.81	65.60	7.41	64.10	7.19	61.30	6.79	58.30	6.39
		340.0	73.40	8.15	69.10	7.81	65.60	7.33	64.10	7.19	61.30	6.79	58.30	6.39
	30	100.0	73.40	7.67	69.10	7.24	65.60	6.84	64.10	6.62	61.30	6.22	58.30	5.82
		124.5	73.40	7.63	69.10	7.20	65.60	6.80	64.10	6.58	61.30	6.18	58.30	5.78
		250.0	73.40	7.41	69.10	7.00	65.60	6.57	64.10	6.39	61.30	5.95	58.30	5.55
		312.6	73.40	7.41	69.10	7.00	65.60	6.57	64.10	6.39	61.30	5.95	58.30	5.55
		340.0	73.40	7.41	69.10	7.00	65.60	6.57	64.10	6.39	61.30	5.95	58.30	5.55
	35	100.0	73.40	7.06	69.10	6.62	65.60	6.01	64.10	5.77	61.30	5.61	58.30	5.15
		124.5	73.40	7.02	69.10	6.58	65.60	5.97	64.10	5.77	61.30	5.57	58.30	5.15
		250.0	73.40	6.79	69.10	6.39	65.60	5.77	64.10	5.77	61.30	5.34	58.30	5.15
		312.6	73.40	6.79	69.10	6.17	65.60	5.77	64.10	5.55	61.30	5.34	58.30	4.93
		340.0	73.40	6.79	69.10	6.08	65.60	5.77	64.10	5.46	61.30	5.34	58.30	4.84
	40	100.0	73.40	6.68	69.10	6.01	65.60	5.34	64.10	5.39	61.30	4.93	58.30	4.77
		124.5	73.40	6.59	69.10	5.97	65.60	5.34	64.10	5.35	61.30	4.93	58.30	4.73
		250.0	73.40	6.17	69.10	5.77	65.60	5.34	64.10	5.15	61.30	4.93	58.30	4.53
312.6		73.40	6.17	69.10	5.77	65.60	5.15	64.10	5.15	61.30	4.93	58.30	4.53	
340.0		73.40	6.17	69.10	5.77	65.60	5.07	64.10	5.15	61.30	4.93	58.30	4.53	
45	100.0	73.40	6.33	69.10	5.39	65.60	4.67	64.10	5.04	61.30	4.26	58.30	4.42	
	124.5	73.40	6.20	69.10	5.35	65.60	4.71	64.10	4.95	61.30	4.31	58.30	4.33	
	250.0	73.40	5.55	69.10	5.15	65.60	4.93	64.10	4.53	61.30	4.53	58.30	3.91	
	312.6	73.40	5.55	69.10	5.34	65.60	4.53	64.10	4.73	61.30	4.53	58.30	4.11	

7. Capacity Tables

Combi. (%)	Inlet Water Temp. (°C)	Water Flow Rate (LPM)	Indoor Air Temp. (°C, DB)											
			16.0		18.0		20.0		21.0		22.0		24.0	
			TC	PI	TC	PI	TC	PI	TC	PI	TC	PI	TC	PI
80	45	340.0	73.40	5.55	69.10	5.42	65.60	4.36	64.10	4.81	61.30	4.53	58.30	4.19
70	-5	100.0	25.60	7.43	24.10	7.08	22.80	6.85	22.50	6.46	22.40	6.23	22.10	5.66
		124.5	26.30	7.56	24.80	7.21	23.40	6.97	23.20	6.57	23.00	6.34	22.70	5.76
		250.0	30.10	8.23	28.20	7.85	26.60	7.59	26.40	7.15	26.20	6.90	25.80	6.28
		312.6	33.20	8.90	31.20	8.47	29.40	8.19	29.20	7.70	29.00	7.45	28.40	6.77
		340.0	34.60	9.18	32.60	8.73	30.70	8.45	30.50	7.94	30.30	7.69	29.50	6.98
	0	100.0	45.90	10.88	42.40	10.38	39.40	10.03	38.70	9.44	38.10	9.12	36.80	8.30
		124.5	46.10	10.91	42.60	10.40	39.60	10.06	38.90	9.46	38.30	9.14	37.00	8.32
		250.0	47.20	11.05	43.60	10.51	40.50	10.19	39.90	9.57	39.20	9.26	37.70	8.41
		312.6	47.90	11.05	44.40	10.51	41.20	10.19	40.50	9.57	39.90	9.26	38.40	8.41
		340.0	48.20	11.05	44.80	10.51	41.50	10.19	40.80	9.57	40.20	9.26	38.70	8.41
	5	100.0	63.40	11.85	60.00	11.28	57.20	10.92	56.00	10.29	53.50	9.92	50.90	9.01
		124.5	63.50	11.90	60.10	11.33	57.20	10.97	56.00	10.33	53.50	9.97	50.90	9.05
		250.0	64.10	12.14	60.70	11.57	57.20	11.21	56.00	10.54	53.50	10.19	50.90	9.26
		312.6	64.10	12.23	60.60	11.66	57.20	11.30	56.00	10.61	53.50	10.25	50.90	9.32
		340.0	64.10	12.27	60.60	11.70	57.20	11.34	56.00	10.64	53.50	10.28	50.90	9.35
	10	100.0	63.70	10.92	60.30	10.32	57.20	9.94	56.00	9.39	53.50	8.99	50.90	8.23
		124.5	63.70	10.90	60.30	10.30	57.20	9.92	56.00	9.39	53.50	8.99	50.90	8.23
		250.0	64.10	10.81	60.60	10.21	57.20	9.83	56.00	9.39	53.50	8.99	50.90	8.23
		312.6	64.10	10.85	60.60	10.25	57.20	9.87	56.00	9.43	53.50	8.94	50.90	8.26
		340.0	64.10	10.87	60.60	10.27	57.20	9.89	56.00	9.45	53.50	8.92	50.90	8.27
	15	100.0	64.10	9.97	60.60	9.36	57.20	8.96	56.00	8.48	53.50	8.08	50.90	7.46
		124.5	64.10	9.88	60.60	9.27	57.20	8.87	56.00	8.44	53.50	8.04	50.90	7.42
		250.0	64.10	9.47	60.60	8.85	57.20	8.43	56.00	8.23	53.50	7.81	50.90	7.19
		312.6	64.10	9.47	60.60	8.85	57.20	8.43	56.00	8.23	53.50	7.61	50.90	7.19
		340.0	64.10	9.47	60.60	8.85	57.20	8.43	56.00	8.23	53.50	7.53	50.90	7.19
	20	100.0	64.10	8.28	60.60	7.86	57.20	7.67	56.00	7.46	53.50	7.06	50.90	6.62
		124.5	64.10	8.24	60.60	7.82	57.20	7.63	56.00	7.42	53.50	7.02	50.90	6.58
		250.0	64.10	8.02	60.60	7.61	57.20	7.41	56.00	7.19	53.50	6.79	50.90	6.39
		312.6	64.10	8.02	60.60	7.61	57.20	7.41	56.00	7.00	53.50	6.79	50.90	6.17
		340.0	64.10	8.02	60.60	7.61	57.20	7.41	56.00	6.92	53.50	6.79	50.90	6.08
	25	100.0	64.10	7.46	60.60	7.06	57.20	6.62	56.00	6.44	53.50	5.95	50.90	5.55
		124.5	64.10	7.42	60.60	7.02	57.20	6.58	56.00	6.40	53.50	5.95	50.90	5.55
		250.0	64.10	7.19	60.60	6.79	57.20	6.39	56.00	6.17	53.50	5.95	50.90	5.55
		312.6	64.10	7.00	60.60	6.57	57.20	6.39	56.00	6.17	53.50	5.77	50.90	5.55
		340.0	64.10	6.92	60.60	6.48	57.20	6.39	56.00	6.17	53.50	5.70	50.90	5.55
	30	100.0	64.10	6.62	60.60	6.22	57.20	5.82	56.00	5.55	53.50	5.39	50.90	4.93
		124.5	64.10	6.58	60.60	6.18	57.20	5.78	56.00	5.55	53.50	5.35	50.90	4.93
		250.0	64.10	6.39	60.60	5.95	57.20	5.55	56.00	5.55	53.50	5.15	50.90	4.93
		312.6	64.10	6.39	60.60	5.95	57.20	5.55	56.00	5.34	53.50	5.15	50.90	4.93
		340.0	64.10	6.39	60.60	5.95	57.20	5.55	56.00	5.26	53.50	5.15	50.90	4.93
	35	100.0	64.10	6.01	60.60	5.61	57.20	5.15	56.00	5.20	53.50	4.73	50.90	4.59
		124.5	64.10	5.97	60.60	5.57	57.20	5.15	56.00	5.16	53.50	4.73	50.90	4.55
		250.0	64.10	5.77	60.60	5.34	57.20	5.15	56.00	4.93	53.50	4.73	50.90	4.32
		312.6	64.10	5.77	60.60	5.34	57.20	4.93	56.00	4.93	53.50	4.73	50.90	4.32
		340.0	64.10	5.77	60.60	5.34	57.20	4.84	56.00	4.93	53.50	4.73	50.90	4.32
	40	100.0	64.10	5.61	60.60	5.20	57.20	4.77	56.00	4.53	53.50	4.32	50.90	4.15
		124.5	64.10	5.57	60.60	5.16	57.20	4.73	56.00	4.53	53.50	4.32	50.90	4.11
		250.0	64.10	5.34	60.60	4.93	57.20	4.53	56.00	4.53	53.50	4.32	50.90	3.91
312.6		64.10	5.34	60.60	4.93	57.20	4.53	56.00	4.32	53.50	4.11	50.90	3.91	
340.0		64.10	5.34	60.60	4.93	57.20	4.53	56.00	4.24	53.50	4.02	50.90	3.91	
45	100.0	64.10	5.20	60.60	4.77	57.20	4.42	56.00	3.86	53.50	3.91	50.90	3.75	
	124.5	64.10	5.16	60.60	4.73	57.20	4.33	56.00	3.90	53.50	3.91	50.90	3.71	
	250.0	64.10	4.93	60.60	4.53	57.20	3.91	56.00	4.11	53.50	3.91	50.90	3.49	
	312.6	64.10	4.93	60.60	4.53	57.20	4.11	56.00	3.70	53.50	3.49	50.90	3.49	

7. Capacity Tables

Combi. (%)	Inlet Water Temp. (°C)	Water Flow Rate (LPM)	Indoor Air Temp. (°C, DB)											
			16.0		18.0		20.0		21.0		22.0		24.0	
			TC	PI	TC	PI	TC	PI	TC	PI	TC	PI	TC	PI
70	45	340.0	64.10	4.93	60.60	4.53	57.20	4.19	56.00	3.53	53.50	3.31	50.90	3.49
60	-5	100.0	22.10	6.04	20.60	5.81	19.50	5.57	19.30	5.19	19.20	5.10	18.80	4.55
		124.5	22.70	6.15	21.20	5.91	20.00	5.67	19.80	5.28	19.70	5.19	19.30	4.64
		250.0	25.80	6.70	24.10	6.44	22.80	6.19	22.60	5.75	22.50	5.66	22.10	5.06
		312.6	28.50	7.21	26.70	6.95	25.30	6.68	25.00	6.21	24.90	6.10	24.40	5.44
		340.0	29.70	7.43	27.80	7.17	26.40	6.89	26.00	6.41	25.90	6.29	25.40	5.60
	0	100.0	39.40	8.85	36.20	8.53	33.80	8.17	33.20	7.59	32.70	7.48	31.50	6.68
		124.5	39.60	8.87	36.40	8.55	34.00	8.19	33.40	7.61	32.90	7.50	31.70	6.70
		250.0	40.50	8.98	37.30	8.64	34.90	8.30	34.20	7.70	33.60	7.59	32.30	6.77
		312.6	41.20	8.98	37.90	8.64	35.50	8.30	34.70	7.70	34.20	7.59	32.90	6.77
		340.0	41.50	8.98	38.20	8.64	35.80	8.30	34.90	7.70	34.50	7.59	33.20	6.77
	5	100.0	54.40	9.63	51.30	9.27	49.20	8.88	48.00	8.28	45.90	8.15	43.70	7.26
		124.5	54.50	9.67	51.40	9.31	49.20	8.92	48.00	8.31	45.90	8.19	43.70	7.29
		250.0	55.00	9.87	51.80	9.52	49.20	9.12	48.00	8.48	45.90	8.36	43.70	7.45
		312.6	55.00	9.96	51.80	9.57	49.20	9.19	48.00	8.55	45.90	8.41	43.70	7.51
		340.0	55.00	10.00	51.80	9.59	49.20	9.22	48.00	8.58	45.90	8.43	43.70	7.53
	10	100.0	54.80	8.85	51.50	8.47	49.20	8.06	48.00	7.53	45.90	7.39	43.70	6.62
		124.5	54.80	8.85	51.50	8.47	49.20	8.06	48.00	7.55	45.90	7.39	43.70	6.64
		250.0	55.00	8.85	51.80	8.47	49.20	8.06	48.00	7.64	45.90	7.36	43.70	6.70
		312.6	55.00	8.87	51.80	8.39	49.20	7.97	48.00	7.55	45.90	7.30	43.70	6.64
		340.0	55.00	8.88	51.80	8.35	49.20	7.93	48.00	7.51	45.90	7.27	43.70	6.61
	15	100.0	55.00	8.08	51.80	7.67	49.20	7.24	48.00	6.79	45.90	6.62	43.70	5.95
		124.5	55.00	8.04	51.80	7.63	49.20	7.20	48.00	6.79	45.90	6.58	43.70	5.95
		250.0	55.00	7.81	51.80	7.41	49.20	7.00	48.00	6.79	45.90	6.39	43.70	5.95
		312.6	55.00	7.81	51.80	7.19	49.20	6.79	48.00	6.57	45.90	6.17	43.70	5.77
		340.0	55.00	7.81	51.80	7.10	49.20	6.71	48.00	6.48	45.90	6.08	43.70	5.70
	20	100.0	55.00	7.06	51.80	6.62	49.20	6.22	48.00	6.01	45.90	5.82	43.70	5.39
		124.5	55.00	7.02	51.80	6.58	49.20	6.18	48.00	5.97	45.90	5.78	43.70	5.35
		250.0	55.00	6.79	51.80	6.39	49.20	5.95	48.00	5.77	45.90	5.55	43.70	5.15
		312.6	55.00	6.79	51.80	6.39	49.20	5.95	48.00	5.77	45.90	5.55	43.70	5.15
		340.0	55.00	6.79	51.80	6.39	49.20	5.95	48.00	5.77	45.90	5.55	43.70	5.15
	25	100.0	55.00	6.22	51.80	5.82	49.20	5.34	48.00	5.39	45.90	4.93	43.70	4.77
		124.5	55.00	6.18	51.80	5.78	49.20	5.34	48.00	5.35	45.90	4.93	43.70	4.73
		250.0	55.00	5.95	51.80	5.55	49.20	5.34	48.00	5.15	45.90	4.93	43.70	4.53
		312.6	55.00	5.95	51.80	5.55	49.20	5.15	48.00	5.15	45.90	4.93	43.70	4.53
		340.0	55.00	5.95	51.80	5.55	49.20	5.07	48.00	5.15	45.90	4.93	43.70	4.53
	30	100.0	55.00	5.61	51.80	5.20	49.20	4.99	48.00	4.77	45.90	4.59	43.70	4.37
		124.5	55.00	5.57	51.80	5.16	49.20	4.95	48.00	4.73	45.90	4.55	43.70	4.33
		250.0	55.00	5.34	51.80	4.93	49.20	4.73	48.00	4.53	45.90	4.32	43.70	4.11
		312.6	55.00	5.34	51.80	4.93	49.20	4.73	48.00	4.53	45.90	4.32	43.70	4.11
		340.0	55.00	5.34	51.80	4.93	49.20	4.73	48.00	4.53	45.90	4.32	43.70	4.11
	35	100.0	55.00	4.93	51.80	4.77	49.20	4.32	48.00	4.37	45.90	4.15	43.70	3.97
		124.5	55.00	4.93	51.80	4.73	49.20	4.32	48.00	4.33	45.90	4.11	43.70	3.93
		250.0	55.00	4.93	51.80	4.53	49.20	4.32	48.00	4.11	45.90	3.91	43.70	3.70
		312.6	55.00	4.93	51.80	4.53	49.20	4.11	48.00	4.11	45.90	3.91	43.70	3.70
		340.0	55.00	4.93	51.80	4.53	49.20	4.02	48.00	4.11	45.90	3.91	43.70	3.70
	40	100.0	55.00	4.53	51.80	4.37	49.20	3.91	48.00	3.97	45.90	3.75	43.70	3.49
		124.5	55.00	4.53	51.80	4.33	49.20	3.91	48.00	3.93	45.90	3.71	43.70	3.49
		250.0	55.00	4.53	51.80	4.11	49.20	3.91	48.00	3.70	45.90	3.49	43.70	3.49
312.6		55.00	4.53	51.80	4.11	49.20	3.91	48.00	3.70	45.90	3.49	43.70	3.49	
340.0		55.00	4.53	51.80	4.11	49.20	3.91	48.00	3.70	45.90	3.49	43.70	3.49	
45	100.0	55.00	4.11	51.80	3.97	49.20	3.49	48.00	3.53	45.90	3.35	43.70	3.04	
	124.5	55.00	4.11	51.80	3.93	49.20	3.49	48.00	3.49	45.90	3.31	43.70	3.08	
	250.0	55.00	4.11	51.80	3.70	49.20	3.49	48.00	3.30	45.90	3.09	43.70	3.30	
	312.6	55.00	4.11	51.80	3.70	49.20	3.70	48.00	3.30	45.90	3.09	43.70	3.30	

7. Capacity Tables

Combi. (%)	Inlet Water Temp. (°C)	Water Flow Rate (LPM)	Indoor Air Temp. (°C, DB)											
			16.0		18.0		20.0		21.0		22.0		24.0	
			TC	PI	TC	PI	TC	PI	TC	PI	TC	PI	TC	PI
60	45	340.0	55.00	4.11	51.80	3.70	49.20	3.79	48.00	3.30	45.90	3.09	43.70	3.30
50	-5	100.0	18.40	4.81	17.30	4.55	16.30	4.31	16.00	4.08	16.00	3.83	15.60	3.62
		124.5	18.90	4.90	17.80	4.64	16.80	4.38	16.50	4.15	16.50	3.90	16.10	3.69
		250.0	21.40	5.32	20.10	5.06	19.10	4.77	18.80	4.53	18.80	4.26	18.40	4.00
		312.6	23.70	5.75	22.30	5.44	21.00	5.15	20.80	4.89	20.60	4.57	20.40	4.32
		340.0	24.60	5.93	23.20	5.60	21.80	5.31	21.60	5.05	21.30	4.71	21.20	4.47
	0	100.0	32.70	7.05	30.30	6.68	28.20	6.30	27.50	5.97	27.10	5.62	26.20	5.30
		124.5	32.90	7.06	30.50	6.70	28.40	6.32	27.70	5.99	27.30	5.64	26.30	5.32
		250.0	33.60	7.13	31.20	6.77	29.00	6.41	28.40	6.08	28.00	5.70	26.90	5.39
		312.6	34.20	7.13	31.60	6.77	29.40	6.41	28.80	6.08	28.40	5.70	27.50	5.39
		340.0	34.50	7.13	31.80	6.77	29.60	6.41	29.00	6.08	28.60	5.70	27.80	5.39
	5	100.0	45.30	7.66	42.90	7.26	40.90	6.86	39.90	6.52	38.20	6.12	36.40	5.75
		124.5	45.30	7.69	42.90	7.29	40.90	6.89	39.90	6.55	38.20	6.14	36.40	5.78
		250.0	45.70	7.85	43.30	7.45	41.00	7.04	39.90	6.68	38.20	6.26	36.40	5.91
		312.6	45.70	7.92	43.20	7.51	41.00	7.08	39.90	6.72	38.20	6.32	36.40	5.95
		340.0	45.70	7.95	43.10	7.53	41.00	7.10	39.90	6.74	38.20	6.35	36.40	5.97
	10	100.0	45.50	7.06	42.90	6.64	40.90	6.24	39.90	5.97	38.20	5.52	36.40	5.26
		124.5	45.50	7.06	42.90	6.64	40.90	6.24	39.90	5.97	38.20	5.53	36.40	5.26
		250.0	45.70	7.00	43.30	6.62	41.00	6.19	39.90	5.91	38.20	5.59	36.40	5.21
		312.6	45.70	7.04	43.20	6.64	41.00	6.21	39.90	5.93	38.20	5.51	36.40	5.24
		340.0	45.70	7.06	43.10	6.65	41.00	6.22	39.90	5.94	38.20	5.47	36.40	5.25
	15	100.0	45.70	6.44	43.20	6.01	41.00	5.61	39.90	5.39	38.20	4.93	36.40	4.77
		124.5	45.70	6.40	43.20	5.97	41.00	5.57	39.90	5.35	38.20	4.93	36.40	4.73
		250.0	45.70	6.17	43.20	5.77	41.00	5.34	39.90	5.15	38.20	4.93	36.40	4.53
		312.6	45.70	6.17	43.20	5.77	41.00	5.34	39.90	5.15	38.20	4.73	36.40	4.53
		340.0	45.70	6.17	43.20	5.77	41.00	5.34	39.90	5.15	38.20	4.65	36.40	4.53
	20	100.0	45.70	5.61	43.20	5.20	41.00	4.99	39.90	4.77	38.20	4.59	36.40	4.11
		124.5	45.70	5.57	43.20	5.16	41.00	4.95	39.90	4.73	38.20	4.55	36.40	4.11
		250.0	45.70	5.34	43.20	4.93	41.00	4.73	39.90	4.53	38.20	4.32	36.40	4.11
		312.6	45.70	5.34	43.20	4.93	41.00	4.73	39.90	4.53	38.20	4.32	36.40	4.11
		340.0	45.70	5.34	43.20	4.93	41.00	4.73	39.90	4.53	38.20	4.32	36.40	4.11
	25	100.0	45.70	4.99	43.20	4.53	41.00	4.37	39.90	4.11	38.20	3.91	36.40	3.70
		124.5	45.70	4.95	43.20	4.53	41.00	4.33	39.90	4.11	38.20	3.91	36.40	3.70
		250.0	45.70	4.73	43.20	4.53	41.00	4.11	39.90	4.11	38.20	3.91	36.40	3.70
		312.6	45.70	4.73	43.20	4.53	41.00	4.11	39.90	4.11	38.20	3.91	36.40	3.70
		340.0	45.70	4.73	43.20	4.53	41.00	4.11	39.90	4.11	38.20	3.91	36.40	3.70
	30	100.0	45.70	4.59	43.20	4.15	41.00	3.97	39.90	3.70	38.20	3.75	36.40	3.53
		124.5	45.70	4.55	43.20	4.11	41.00	3.93	39.90	3.70	38.20	3.71	36.40	3.49
		250.0	45.70	4.32	43.20	3.91	41.00	3.70	39.90	3.70	38.20	3.49	36.40	3.30
		312.6	45.70	4.32	43.20	3.91	41.00	3.70	39.90	3.70	38.20	3.49	36.40	3.30
		340.0	45.70	4.32	43.20	3.91	41.00	3.70	39.90	3.70	38.20	3.49	36.40	3.30
	35	100.0	45.70	4.15	43.20	3.70	41.00	3.49	39.90	3.53	38.20	3.30	36.40	3.09
		124.5	45.70	4.11	43.20	3.70	41.00	3.49	39.90	3.49	38.20	3.30	36.40	3.09
		250.0	45.70	3.91	43.20	3.70	41.00	3.49	39.90	3.30	38.20	3.30	36.40	3.09
		312.6	45.70	3.91	43.20	3.70	41.00	3.49	39.90	3.30	38.20	3.30	36.40	3.09
		340.0	45.70	3.91	43.20	3.70	41.00	3.49	39.90	3.30	38.20	3.30	36.40	3.09
	40	100.0	45.70	3.75	43.20	3.53	41.00	3.35	39.90	3.09	38.20	3.13	36.40	2.87
		124.5	45.70	3.71	43.20	3.49	41.00	3.31	39.90	3.09	38.20	3.09	36.40	2.87
		250.0	45.70	3.49	43.20	3.30	41.00	3.09	39.90	3.09	38.20	2.87	36.40	2.87
312.6		45.70	3.49	43.20	3.30	41.00	3.09	39.90	3.09	38.20	2.87	36.40	2.87	
340.0		45.70	3.49	43.20	3.30	41.00	3.09	39.90	3.09	38.20	2.87	36.40	2.87	
45	100.0	45.70	3.35	43.20	3.40	41.00	3.19	39.90	2.64	38.20	2.97	36.40	2.68	
	124.5	45.70	3.31	43.20	3.31	41.00	3.10	39.90	2.68	38.20	2.89	36.40	2.68	
	250.0	45.70	3.09	43.20	2.87	41.00	2.68	39.90	2.87	38.20	2.47	36.40	2.68	
	312.6	45.70	3.09	43.20	2.87	41.00	2.68	39.90	2.87	38.20	2.47	36.40	2.68	

7. Capacity Tables

Combi. (%)	Inlet Water Temp. (°C)	Water Flow Rate (LPM)	Indoor Air Temp. (°C, DB)											
			16.0		18.0		20.0		21.0		22.0		24.0	
			TC	PI	TC	PI	TC	PI	TC	PI	TC	PI	TC	PI
50	45	340.0	45.70	3.09	43.20	2.87	41.00	2.68	39.90	2.87	38.20	2.47	36.40	2.68

Note

- TC: Total Capacity(kW), PI : Power Input(kW)
- Capacity tables show the average value of conditions which may occur.
- The minimum flow rate of the product is based on 50% of the rated flow rate or the value indicated in the specification table, whichever is greater.
However, when the 'Variable Water Flow Valve Control KIT' is applied, the minimum flow rate is allowed to 40% (gray colored area) of the rated flow rate.
- If the flow rate is less than minimum flow rate and the indoor unit combination ratio exceeds 130%, ask to LG Electronics even if the 'Variable Water Flow Valve Control KIT' is applied.

7. Capacity Tables

CRWM280LAS5

Combi. (%)	Inlet Water Temp. (°C)	Water Flow Rate (LPM)	Indoor Air Temp. (°C, DB)											
			16.0		18.0		20.0		21.0		22.0		24.0	
			TC	PI	TC	PI	TC	PI	TC	PI	TC	PI	TC	PI
130	-5	107.6	41.70	14.26	41.50	13.43	41.10	12.50	40.60	12.13	41.10	11.81	39.90	10.59
		134.0	42.90	14.46	42.70	13.64	42.30	12.72	41.80	12.35	42.30	12.02	41.10	10.77
		269.0	48.80	15.50	48.40	14.72	48.10	13.86	47.50	13.45	48.10	13.08	46.90	11.74
		313.2	53.90	16.49	53.50	15.73	53.20	14.94	52.50	14.53	53.20	14.11	51.80	12.66
		345.0	57.00	17.06	56.60	16.32	56.30	15.57	55.50	15.16	56.30	14.71	54.70	13.21
	0	107.6	74.50	19.50	72.80	18.93	71.30	18.31	69.70	17.79	70.00	17.30	66.80	15.50
		134.0	74.90	19.55	73.10	18.96	71.60	18.36	70.00	17.84	70.30	17.34	67.10	15.53
		269.0	76.80	19.77	74.90	19.16	73.30	18.57	71.80	18.06	72.10	17.54	68.80	15.73
		313.2	77.90	19.77	76.10	19.16	74.50	18.57	72.80	18.06	73.10	17.54	69.80	15.73
		345.0	78.60	19.77	76.90	19.16	75.30	18.57	73.40	18.06	73.70	17.54	70.40	15.73
	5	107.6	107.3	20.97	105.7	20.45	103.6	19.93	101.0	19.37	98.20	18.83	92.80	16.86
		134.0	107.6	21.05	105.9	20.53	103.6	20.01	101.0	19.45	98.20	18.91	92.80	16.93
		269.0	109.2	21.44	106.6	20.92	103.6	20.43	101.0	19.87	98.20	19.30	92.80	17.31
		313.2	109.9	21.58	107.0	21.07	103.6	20.57	101.0	20.01	98.20	19.45	92.80	17.42
		345.0	110.3	21.66	107.3	21.15	103.6	20.65	101.0	20.09	98.20	19.53	92.80	17.49
	10	107.6	107.5	19.08	105.7	18.44	103.2	18.10	100.5	17.69	97.80	17.08	92.40	15.41
		134.0	108.0	19.05	106.1	18.45	103.5	18.13	100.8	17.69	98.10	17.08	92.70	15.41
		269.0	110.6	18.91	108.2	18.52	105.3	18.27	102.6	17.66	99.70	17.03	94.30	15.36
		313.2	111.3	19.16	109.0	18.79	105.9	18.34	103.1	17.73	100.3	17.31	94.80	16.09
		345.0	111.7	19.30	109.5	18.95	106.3	18.38	103.4	17.77	100.7	17.48	95.10	16.52
	15	107.6	107.6	17.20	105.7	16.46	102.8	16.29	100.1	16.02	97.50	15.34	92.00	13.97
		134.0	108.3	17.06	106.4	16.41	103.5	16.26	100.8	15.92	98.20	15.24	92.70	13.87
		269.0	112.0	16.34	109.7	16.11	106.9	16.11	104.2	15.43	101.2	14.75	95.70	13.38
		313.2	112.7	16.74	110.8	16.49	108.2	16.11	105.3	15.43	102.6	15.17	96.90	14.75
		345.0	113.1	16.98	111.5	16.71	109.0	16.11	106.0	15.43	103.4	15.41	97.70	15.55
	20	107.6	111.8	15.78	109.7	15.04	106.8	14.72	103.8	14.24	100.8	13.92	94.90	13.50
		134.0	112.5	15.68	110.4	15.04	107.5	14.71	104.5	14.29	101.5	14.00	95.60	13.41
		269.0	116.2	15.21	114.1	14.99	110.9	14.65	108.0	14.53	105.3	14.40	99.20	12.94
		313.2	116.7	15.21	115.0	14.99	112.2	14.75	109.0	14.53	106.1	14.40	100.1	13.76
		345.0	117.0	15.21	115.6	14.99	113.0	14.81	109.6	14.53	106.6	14.40	100.7	14.24
	25	107.6	118.0	15.04	115.0	14.60	112.2	14.36	110.1	14.12	107.6	13.91	101.5	13.00
		134.0	118.0	14.99	115.0	14.58	112.2	14.31	110.1	14.07	107.6	13.86	101.5	12.95
		269.0	118.0	14.75	115.0	14.48	112.2	14.06	110.1	13.86	107.6	13.62	101.5	12.71
		313.2	118.0	14.53	115.0	14.11	112.2	13.86	110.1	13.62	107.6	13.38	101.5	12.49
		345.0	118.0	14.40	115.0	13.89	112.2	13.75	110.1	13.48	107.6	13.24	101.5	12.36
	30	107.6	118.0	14.65	115.0	13.92	112.2	13.79	110.1	13.44	107.6	13.30	101.5	12.37
		134.0	118.0	14.55	115.0	13.90	112.2	13.72	110.1	13.40	107.6	13.20	101.5	12.28
		269.0	118.0	14.06	115.0	13.81	112.2	13.38	110.1	13.18	107.6	12.71	101.5	11.81
		313.2	118.0	13.86	115.0	13.43	112.2	13.18	110.1	12.94	107.6	12.71	101.5	11.81
		345.0	118.0	13.75	115.0	13.20	112.2	13.07	110.1	12.80	107.6	12.71	101.5	11.81
	35	107.6	118.0	13.97	115.0	13.50	112.2	13.23	110.1	12.76	107.6	12.32	101.5	11.46
		134.0	118.0	13.87	115.0	13.44	112.2	13.18	110.1	12.71	107.6	12.27	101.5	11.37
		269.0	118.0	13.38	115.0	13.13	112.2	12.94	110.1	12.49	107.6	12.03	101.5	10.90
		313.2	118.0	13.38	115.0	12.98	112.2	12.71	110.1	12.25	107.6	11.81	101.5	10.90
		345.0	118.0	13.38	115.0	12.90	112.2	12.58	110.1	12.11	107.6	11.68	101.5	10.90
40	107.6	118.0	13.50	115.0	13.07	112.2	12.81	110.1	12.37	107.6	11.93	101.5	10.78	
	134.0	118.0	13.41	115.0	13.00	112.2	12.72	110.1	12.28	107.6	11.83	101.5	10.69	
	269.0	118.0	12.94	115.0	12.66	112.2	12.25	110.1	11.81	107.6	11.34	101.5	10.22	
	313.2	118.0	12.71	115.0	12.45	112.2	12.25	110.1	11.81	107.6	11.34	101.5	10.22	
	345.0	118.0	12.58	115.0	12.33	112.2	12.25	110.1	11.81	107.6	11.34	101.5	10.22	
45	107.6	118.0	13.05	115.0	12.62	112.2	12.43	110.1	11.98	107.6	11.51	101.5	10.09	
	134.0	118.0	12.96	115.0	12.55	112.2	12.30	110.1	11.84	107.6	11.37	101.5	10.00	
	269.0	118.0	12.49	115.0	12.21	112.2	11.58	110.1	11.13	107.6	10.66	101.5	9.53	
	313.2	118.0	12.03	115.0	11.91	112.2	11.81	110.1	11.34	107.6	10.90	101.5	9.53	

7. Capacity Tables

Combi. (%)	Inlet Water Temp. (°C)	Water Flow Rate (LPM)	Indoor Air Temp. (°C, DB)											
			16.0		18.0		20.0		21.0		22.0		24.0	
			TC	PI	TC	PI	TC	PI	TC	PI	TC	PI	TC	PI
130	45	345.0	118.0	11.76	115.0	11.73	112.2	11.94	110.1	11.46	107.6	11.04	101.5	9.53
120	-5	107.6	39.70	14.26	39.40	13.43	39.10	12.50	38.70	11.98	39.00	11.63	37.90	10.41
		134.0	40.80	14.46	40.40	13.64	40.20	12.72	39.70	12.19	40.10	11.84	38.90	10.59
		269.0	46.40	15.50	46.00	14.72	45.80	13.86	45.20	13.27	45.70	12.89	44.40	11.56
		313.2	51.30	16.49	50.90	15.73	50.60	14.94	50.00	14.33	50.40	13.91	49.00	12.45
		345.0	54.20	17.06	53.80	16.32	53.50	15.57	52.80	14.95	53.20	14.51	51.70	12.97
	0	107.6	70.90	19.50	69.10	18.93	67.70	18.31	66.30	17.54	66.30	17.05	63.30	15.24
		134.0	71.20	19.55	69.40	18.96	68.00	18.36	66.60	17.59	66.60	17.09	63.60	15.28
		269.0	73.00	19.77	71.20	19.16	69.80	18.57	68.30	17.80	68.30	17.29	65.30	15.48
		313.2	74.10	19.77	72.40	19.16	70.80	18.57	69.30	17.80	69.30	17.29	66.20	15.48
		345.0	74.80	19.77	73.20	19.16	71.40	18.57	69.90	17.80	69.90	17.29	66.80	15.48
	5	107.6	102.2	20.97	100.6	20.45	98.50	19.93	96.10	19.08	93.10	18.55	88.00	16.61
		134.0	102.5	21.05	100.8	20.53	98.50	20.01	96.10	19.16	93.10	18.63	88.00	16.68
		269.0	104.0	21.44	101.5	20.92	98.50	20.43	96.10	19.58	93.10	19.02	88.00	17.03
		313.2	104.6	21.58	101.0	21.07	98.50	20.57	96.10	19.72	93.10	19.16	88.00	17.14
		345.0	104.9	21.66	100.7	21.15	98.50	20.65	96.10	19.80	93.10	19.24	88.00	17.21
	10	107.6	102.6	18.84	100.6	18.32	98.20	17.95	95.80	17.40	92.80	16.83	87.70	15.13
		134.0	103.0	18.89	100.9	18.38	98.40	18.00	96.00	17.42	93.00	16.82	87.90	15.14
		269.0	105.0	19.16	102.7	18.67	99.60	18.27	97.10	17.52	94.00	16.76	88.90	15.21
		313.2	105.5	19.09	102.4	18.67	99.90	18.34	97.50	17.59	94.50	16.83	89.30	15.73
		345.0	105.8	19.05	102.2	18.67	100.1	18.38	97.80	17.63	94.80	16.87	89.60	16.03
	15	107.6	102.9	16.71	100.8	16.22	97.90	15.97	95.50	15.72	92.60	15.09	87.50	13.68
		134.0	103.4	16.74	101.3	16.25	98.40	15.99	96.00	15.67	93.00	15.00	87.90	13.63
		269.0	105.9	16.88	103.9	16.39	100.6	16.11	98.20	15.43	94.90	14.53	89.80	13.38
		313.2	106.4	16.63	103.8	16.25	101.5	16.11	99.00	15.43	95.70	14.53	90.70	14.30
		345.0	106.7	16.49	103.8	16.17	102.1	16.11	99.50	15.43	96.20	14.53	91.30	14.85
	20	107.6	105.7	15.03	103.8	14.38	100.6	14.01	97.80	13.80	94.70	13.63	89.60	12.94
		134.0	106.2	15.03	104.3	14.43	101.1	14.06	98.30	13.85	95.20	13.62	90.10	12.91
		269.0	109.2	15.03	106.8	14.65	103.4	14.30	101.0	14.06	97.60	13.57	92.20	12.71
		313.2	109.6	14.89	106.7	14.53	104.2	14.30	101.5	14.06	98.20	13.62	92.80	13.18
		345.0	109.9	14.81	106.6	14.45	104.7	14.30	101.8	14.06	98.60	13.65	93.20	13.45
	25	107.6	110.9	14.21	107.6	13.55	104.2	13.30	102.0	13.00	99.20	12.76	93.80	11.88
		134.0	110.9	14.16	107.6	13.53	104.2	13.28	102.0	12.95	99.20	12.71	93.80	11.83
		269.0	111.1	13.94	107.6	13.43	104.2	13.18	102.0	12.71	99.20	12.49	93.80	11.58
		313.2	111.5	13.43	107.6	13.08	104.2	12.94	102.0	12.71	99.20	12.25	93.80	11.58
		345.0	111.8	13.13	107.6	12.87	104.2	12.80	102.0	12.71	99.20	12.11	93.80	11.58
	30	107.6	111.5	13.59	107.6	12.93	104.2	12.55	102.0	12.08	99.20	11.93	93.80	10.95
		134.0	111.5	13.50	107.6	12.86	104.2	12.50	102.0	12.03	99.20	11.83	93.80	10.90
		269.0	111.5	13.03	107.6	12.54	104.2	12.25	102.0	11.81	99.20	11.34	93.80	10.66
		313.2	111.5	12.61	107.6	12.25	104.2	12.03	102.0	11.81	99.20	11.34	93.80	10.45
		345.0	111.5	12.37	107.6	12.08	104.2	11.90	102.0	11.81	99.20	11.34	93.80	10.33
	35	107.6	111.5	12.98	107.6	12.28	104.2	11.93	102.0	11.46	99.20	11.00	93.80	10.04
		134.0	111.5	12.83	107.6	12.18	104.2	11.83	102.0	11.37	99.20	10.91	93.80	9.99
		269.0	111.5	12.07	107.6	11.71	104.2	11.34	102.0	10.90	99.20	10.45	93.80	9.77
		313.2	111.5	11.93	107.6	11.63	104.2	11.34	102.0	10.90	99.20	10.45	93.80	9.53
		345.0	111.5	11.85	107.6	11.58	104.2	11.34	102.0	10.90	99.20	10.45	93.80	9.39
	40	107.6	111.5	12.59	107.6	11.71	104.2	11.25	102.0	10.78	99.20	10.33	93.80	9.35
		134.0	111.5	12.39	107.6	11.60	104.2	11.15	102.0	10.69	99.20	10.24	93.80	9.31
		269.0	111.5	11.39	107.6	11.04	104.2	10.66	102.0	10.22	99.20	9.77	93.80	9.09
313.2		111.5	11.25	107.6	10.90	104.2	10.66	102.0	10.22	99.20	9.77	93.80	8.85	
345.0		111.5	11.17	107.6	10.82	104.2	10.66	102.0	10.22	99.20	9.77	93.80	8.71	
45	107.6	111.5	12.20	107.6	11.15	104.2	10.56	102.0	10.09	99.20	9.65	93.80	8.67	
	134.0	111.5	11.95	107.6	11.02	104.2	10.46	102.0	10.00	99.20	9.56	93.80	8.62	
	269.0	111.5	10.71	107.6	10.36	104.2	9.98	102.0	9.53	99.20	9.09	93.80	8.40	
	313.2	111.5	10.56	107.6	10.17	104.2	9.98	102.0	9.53	99.20	9.09	93.80	8.18	

7. Capacity Tables

Combi. (%)	Inlet Water Temp. (°C)	Water Flow Rate (LPM)	Indoor Air Temp. (°C, DB)											
			16.0		18.0		20.0		21.0		22.0		24.0	
			TC	PI	TC	PI	TC	PI	TC	PI	TC	PI	TC	PI
120	45	345.0	111.5	10.48	107.6	10.06	104.2	9.98	102.0	9.53	99.20	9.09	93.80	8.05
110	-5	107.6	37.50	14.45	37.30	13.43	37.10	12.50	36.60	11.98	36.70	11.63	35.90	10.41
		134.0	38.50	14.65	38.30	13.64	38.10	12.72	37.60	12.19	37.70	11.84	36.90	10.59
		269.0	43.90	15.68	43.60	14.72	43.40	13.86	42.90	13.27	42.90	12.89	42.10	11.56
		313.2	48.50	16.70	48.10	15.73	47.90	14.94	47.40	14.33	47.40	13.91	46.40	12.45
		345.0	51.20	17.30	50.70	16.32	50.50	15.57	50.00	14.95	50.00	14.51	49.00	12.97
	0	107.6	67.00	19.77	65.60	18.93	64.20	18.31	63.00	17.54	62.40	17.05	60.00	15.24
		134.0	67.30	19.81	65.90	18.96	64.50	18.36	63.30	17.59	62.70	17.09	60.30	15.28
		269.0	69.00	20.01	67.50	19.16	66.00	18.57	64.80	17.80	64.20	17.29	61.80	15.48
		313.2	70.00	20.01	68.60	19.16	67.20	18.57	65.80	17.80	65.30	17.29	62.70	15.48
		345.0	70.60	20.01	69.30	19.16	68.00	18.57	66.40	17.80	66.00	17.29	63.30	15.48
	5	107.6	97.80	21.26	95.50	20.45	93.30	19.93	91.20	19.08	87.70	18.55	83.30	16.61
		134.0	98.10	21.34	95.70	20.53	93.30	20.01	91.20	19.16	87.70	18.63	83.30	16.68
		269.0	99.40	21.72	96.40	20.92	93.40	20.43	91.20	19.58	87.70	19.02	83.30	17.03
		313.2	100.1	21.86	96.60	21.07	93.40	20.57	91.20	19.72	87.70	19.16	83.30	17.14
		345.0	100.5	21.94	96.70	21.15	93.40	20.65	91.20	19.80	87.70	19.24	83.30	17.21
	10	107.6	98.20	19.06	95.70	18.40	93.10	18.00	91.00	17.40	87.50	16.83	83.30	15.13
		134.0	98.50	19.09	95.90	18.45	93.20	18.05	91.10	17.42	87.60	16.82	83.40	15.14
		269.0	100.1	19.23	97.00	18.67	93.80	18.27	91.70	17.52	88.20	16.76	83.80	15.21
		313.2	100.6	19.23	97.40	18.67	94.20	18.22	91.90	17.47	88.40	16.83	84.00	15.38
		345.0	100.9	19.23	97.60	18.67	94.50	18.19	92.00	17.44	88.50	16.87	84.10	15.48
	15	107.6	98.50	16.86	95.90	16.39	93.10	16.11	90.90	15.72	87.30	15.09	83.10	13.68
		134.0	98.80	16.84	96.20	16.39	93.30	16.11	91.10	15.67	87.50	15.00	83.30	13.63
		269.0	100.5	16.74	97.60	16.39	94.50	16.11	92.20	15.43	88.70	14.53	84.20	13.38
		313.2	101.1	16.63	98.20	16.25	94.90	15.90	92.60	15.21	89.10	14.53	84.70	13.62
		345.0	101.4	16.56	98.60	16.17	95.20	15.78	92.90	15.08	89.40	14.53	85.00	13.76
	20	107.6	100.3	14.55	97.50	14.21	94.40	13.86	91.90	13.62	88.50	13.23	83.80	12.37
		134.0	100.8	14.58	97.80	14.21	94.60	13.86	92.20	13.62	88.70	13.18	84.10	12.35
		269.0	102.9	14.70	99.20	14.21	95.70	13.86	93.60	13.62	89.80	12.94	85.50	12.25
		313.2	103.6	14.70	100.1	14.21	96.30	13.86	93.80	13.38	90.30	12.94	85.70	12.25
		345.0	104.0	14.70	100.7	14.21	96.70	13.86	93.90	13.24	90.60	12.94	85.80	12.25
	25	107.6	103.4	13.25	100.3	12.76	96.30	12.55	94.20	12.08	90.90	11.64	86.10	10.66
		134.0	103.6	13.23	100.3	12.71	96.30	12.50	94.20	12.03	90.90	11.59	86.10	10.66
		269.0	104.5	13.13	100.3	12.49	96.30	12.25	94.20	11.81	90.90	11.34	86.10	10.66
		313.2	105.0	13.13	100.3	12.54	96.30	12.03	94.20	11.81	90.90	11.13	86.10	10.45
		345.0	105.3	13.13	100.3	12.57	96.30	11.90	94.20	11.81	90.90	11.01	86.10	10.33
	30	107.6	105.0	12.08	100.3	11.64	96.30	11.19	94.20	10.95	90.90	10.27	86.10	9.60
		134.0	105.0	12.03	100.3	11.59	96.30	11.14	94.20	10.90	90.90	10.22	86.10	9.55
		269.0	105.0	11.81	100.3	11.34	96.30	10.90	94.20	10.66	90.90	9.98	86.10	9.30
		313.2	105.0	11.71	100.3	11.13	96.30	10.66	94.20	10.45	90.90	9.98	86.10	9.30
		345.0	105.0	11.65	100.3	11.01	96.30	10.52	94.20	10.33	90.90	9.98	86.10	9.30
	35	107.6	105.0	11.46	100.3	10.71	96.30	10.27	94.20	9.83	90.90	9.35	86.10	8.67
		134.0	105.0	11.37	100.3	10.66	96.30	10.22	94.20	9.78	90.90	9.31	86.10	8.62
		269.0	105.0	10.90	100.3	10.45	96.30	9.98	94.20	9.53	90.90	9.09	86.10	8.40
		313.2	105.0	10.61	100.3	10.22	96.30	9.77	94.20	9.53	90.90	9.09	86.10	8.40
		345.0	105.0	10.44	100.3	10.08	96.30	9.65	94.20	9.53	90.90	9.09	86.10	8.40
	40	107.6	105.0	10.78	100.3	10.33	96.30	9.65	94.20	9.14	90.90	8.67	86.10	7.99
		134.0	105.0	10.69	100.3	10.24	96.30	9.56	94.20	9.09	90.90	8.62	86.10	7.94
		269.0	105.0	10.22	100.3	9.77	96.30	9.09	94.20	8.85	90.90	8.40	86.10	7.72
313.2		105.0	10.07	100.3	9.53	96.30	9.09	94.20	8.62	90.90	8.18	86.10	7.49	
345.0		105.0	9.99	100.3	9.39	96.30	9.09	94.20	8.49	90.90	8.05	86.10	7.36	
45	107.6	105.0	10.09	100.3	9.94	96.30	9.02	94.20	8.47	90.90	7.99	86.10	7.31	
	134.0	105.0	10.00	100.3	9.80	96.30	8.89	94.20	8.42	90.90	7.94	86.10	7.26	
	269.0	105.0	9.53	100.3	9.09	96.30	8.18	94.20	8.18	90.90	7.72	86.10	7.05	
	313.2	105.0	9.53	100.3	8.85	96.30	8.40	94.20	7.72	90.90	7.25	86.10	6.57	

7. Capacity Tables

Combi. (%)	Inlet Water Temp. (°C)	Water Flow Rate (LPM)	Indoor Air Temp. (°C, DB)											
			16.0		18.0		20.0		21.0		22.0		24.0	
			TC	PI	TC	PI	TC	PI	TC	PI	TC	PI	TC	PI
110	45	345.0	105.0	9.53	100.3	8.71	96.30	8.53	94.20	7.45	90.90	6.98	86.10	6.29
100	-5	107.6	35.50	14.45	35.20	13.62	35.00	12.50	34.80	11.98	34.50	11.44	33.80	10.41
		134.0	36.50	14.65	36.20	13.83	36.00	12.72	35.80	12.19	35.50	11.65	34.80	10.59
		269.0	41.50	15.68	41.30	14.91	41.00	13.86	40.60	13.27	40.30	12.71	39.60	11.56
		313.2	45.90	16.70	45.50	15.95	45.30	14.94	44.80	14.33	44.60	13.69	43.70	12.45
		345.0	48.50	17.30	48.00	16.56	47.80	15.57	47.30	14.95	47.10	14.26	46.10	12.97
	0	107.6	63.40	19.77	62.00	19.18	60.70	18.31	59.70	17.54	58.60	16.79	56.50	15.24
		134.0	63.70	19.81	62.30	19.22	61.00	18.36	60.00	17.59	58.90	16.83	56.80	15.28
		269.0	65.30	20.01	63.90	19.42	62.50	18.57	61.40	17.80	60.30	17.03	58.10	15.48
		313.2	66.20	20.01	64.80	19.42	63.40	18.57	62.30	17.80	61.20	17.03	59.10	15.48
		345.0	66.80	20.01	65.40	19.42	64.00	18.57	62.90	17.80	61.80	17.03	59.70	15.48
	5	107.6	93.50	21.26	90.40	20.73	88.10	19.93	86.30	19.08	82.20	18.27	78.40	16.61
		134.0	93.80	21.34	90.60	20.81	88.10	20.01	86.30	19.16	82.20	18.35	78.40	16.68
		269.0	95.20	21.72	91.20	21.21	88.20	20.43	86.30	19.58	82.20	18.74	78.40	17.03
		313.2	95.70	21.86	91.50	21.34	88.20	20.57	86.30	19.72	82.20	18.86	78.40	17.14
		345.0	96.00	21.94	91.70	21.42	88.20	20.65	86.30	19.80	82.20	18.94	78.40	17.21
	10	107.6	94.00	19.01	90.70	18.59	88.20	18.00	86.30	17.40	82.20	16.54	78.40	15.13
		134.0	94.20	19.08	90.80	18.64	88.20	18.05	86.30	17.42	82.20	16.56	78.40	15.14
		269.0	95.20	19.45	91.30	18.88	88.20	18.27	86.30	17.52	82.20	16.63	78.40	15.21
		313.2	95.90	19.37	91.70	18.88	88.20	18.22	86.30	17.47	82.20	16.58	78.40	15.14
		345.0	96.30	19.32	92.00	18.88	88.20	18.19	86.30	17.44	82.20	16.55	78.40	15.10
	15	107.6	94.50	16.75	91.10	16.47	88.20	16.11	86.30	15.72	82.20	14.80	78.40	13.68
		134.0	94.60	16.82	91.10	16.48	88.20	16.11	86.30	15.67	82.20	14.75	78.40	13.63
		269.0	95.20	17.17	91.40	16.53	88.20	16.11	86.30	15.43	82.20	14.53	78.40	13.38
		313.2	96.00	16.88	91.90	16.39	88.20	15.90	86.30	15.21	82.20	14.30	78.40	13.18
		345.0	96.50	16.71	92.20	16.31	88.20	15.78	86.30	15.08	82.20	14.17	78.40	13.07
	20	107.6	95.00	14.33	91.60	13.96	88.20	13.62	86.30	13.44	82.20	12.55	78.40	11.93
		134.0	95.30	14.38	91.60	13.97	88.20	13.62	86.30	13.40	82.20	12.50	78.40	11.83
		269.0	96.80	14.65	91.90	14.02	88.20	13.62	86.30	13.18	82.20	12.25	78.40	11.34
		313.2	97.40	14.40	92.70	13.91	88.20	13.38	86.30	12.94	82.20	12.03	78.40	11.13
		345.0	97.70	14.26	93.20	13.84	88.20	13.24	86.30	12.80	82.20	11.90	78.40	11.01
	25	107.6	96.20	12.52	93.10	12.13	88.20	11.64	86.30	11.19	82.20	10.51	78.40	9.53
		134.0	96.50	12.53	93.10	12.08	88.20	11.59	86.30	11.14	82.20	10.46	78.40	9.53
		269.0	98.00	12.59	93.10	11.81	88.20	11.34	86.30	10.90	82.20	10.22	78.40	9.53
		313.2	98.50	12.30	93.10	11.71	88.20	11.13	86.30	10.66	82.20	10.22	78.40	9.30
		345.0	98.80	12.13	93.10	11.65	88.20	11.01	86.30	10.52	82.20	10.22	78.40	9.17
	30	107.6	98.50	11.39	93.10	10.51	88.20	9.80	86.30	9.60	82.20	8.85	78.40	8.47
		134.0	98.50	11.35	93.10	10.46	88.20	9.78	86.30	9.55	82.20	8.85	78.40	8.42
		269.0	98.50	11.13	93.10	10.22	88.20	9.68	86.30	9.30	82.20	8.85	78.40	8.18
		313.2	98.50	10.90	93.10	10.22	88.20	9.53	86.30	9.30	82.20	8.62	78.40	8.18
		345.0	98.50	10.77	93.10	10.22	88.20	9.45	86.30	9.30	82.20	8.49	78.40	8.18
	35	107.6	98.50	10.56	93.10	9.65	88.20	8.64	86.30	8.47	82.20	7.99	78.40	7.31
		134.0	98.50	10.46	93.10	9.56	88.20	8.62	86.30	8.42	82.20	7.94	78.40	7.26
		269.0	98.50	9.98	93.10	9.09	88.20	8.52	86.30	8.18	82.20	7.72	78.40	7.05
		313.2	98.50	9.98	93.10	9.09	88.20	8.40	86.30	8.18	82.20	7.72	78.40	7.05
		345.0	98.50	9.98	93.10	9.09	88.20	8.32	86.30	8.18	82.20	7.72	78.40	7.05
	40	107.6	98.50	9.89	93.10	8.97	88.20	7.75	86.30	7.55	82.20	7.10	78.40	6.63
		134.0	98.50	9.79	93.10	8.87	88.20	7.73	86.30	7.50	82.20	7.05	78.40	6.59
		269.0	98.50	9.30	93.10	8.40	88.20	7.64	86.30	7.25	82.20	6.81	78.40	6.37
313.2		98.50	9.09	93.10	8.40	88.20	7.49	86.30	7.25	82.20	6.81	78.40	6.37	
345.0		98.50	8.97	93.10	8.40	88.20	7.41	86.30	7.25	82.20	6.81	78.40	6.37	
45	107.6	98.50	9.21	93.10	8.28	88.20	6.83	86.30	6.63	82.20	6.19	78.40	5.95	
	134.0	98.50	9.11	93.10	8.19	88.20	6.81	86.30	6.59	82.20	6.14	78.40	5.90	
	269.0	98.50	8.62	93.10	7.72	88.20	6.71	86.30	6.37	82.20	5.90	78.40	5.68	
	313.2	98.50	8.18	93.10	7.72	88.20	6.57	86.30	6.37	82.20	5.90	78.40	5.68	

7. Capacity Tables

Combi. (%)	Inlet Water Temp. (°C)	Water Flow Rate (LPM)	Indoor Air Temp. (°C, DB)											
			16.0		18.0		20.0		21.0		22.0		24.0	
			TC	PI	TC	PI	TC	PI	TC	PI	TC	PI	TC	PI
100	45	345.0	98.50	7.93	93.10	7.72	88.20	6.49	86.30	6.37	82.20	5.90	78.40	5.68
90	-5	107.6	33.40	13.42	32.40	12.22	31.50	10.73	31.30	10.22	31.00	9.85	30.50	8.84
		134.0	34.40	13.60	33.30	12.40	32.40	10.93	32.20	10.40	31.90	10.03	31.40	9.00
		269.0	39.20	14.56	38.00	13.36	36.90	11.91	36.60	11.34	36.40	10.95	35.60	9.82
		313.2	43.40	15.48	42.00	14.30	40.70	12.84	40.40	12.23	40.10	11.79	39.40	10.59
		345.0	45.90	16.03	44.30	14.85	43.00	13.39	42.70	12.75	42.40	12.28	41.70	11.04
	0	107.6	59.90	18.27	57.10	17.14	54.40	15.73	53.70	15.01	52.80	14.45	50.80	12.98
		134.0	60.20	18.30	57.40	17.17	54.70	15.76	54.00	15.04	53.00	14.48	51.10	13.01
		269.0	61.60	18.50	58.80	17.37	56.20	15.95	55.30	15.21	54.30	14.65	52.30	13.15
		313.2	62.50	18.50	59.70	17.37	57.00	15.95	56.00	15.21	55.30	14.65	53.20	13.15
		345.0	63.10	18.50	60.30	17.37	57.50	15.95	56.40	15.21	55.90	14.65	53.80	13.15
	5	107.6	84.60	19.62	81.90	18.51	79.30	17.13	77.70	16.33	74.20	15.72	70.70	14.11
		134.0	84.70	19.69	81.90	18.58	79.30	17.20	77.70	16.40	74.20	15.79	70.70	14.17
		269.0	85.00	20.06	81.60	18.95	79.30	17.54	77.70	16.74	74.20	16.14	70.70	14.47
		313.2	85.50	20.17	81.80	19.06	79.30	17.68	77.70	16.86	74.20	16.25	70.70	14.58
		345.0	85.80	20.24	81.90	19.13	79.30	17.76	77.70	16.94	74.20	16.32	70.70	14.65
	10	107.6	85.00	17.32	82.10	16.46	79.30	15.51	77.70	14.87	74.20	14.26	70.70	12.86
		134.0	85.00	17.33	82.10	16.48	79.30	15.53	77.70	14.89	74.20	14.26	70.70	12.87
		269.0	84.90	17.37	81.60	16.56	79.30	15.60	77.70	14.96	74.20	14.21	70.70	12.91
		313.2	85.40	17.33	81.90	16.51	79.30	15.55	77.70	14.91	74.20	14.26	70.70	12.96
		345.0	85.70	17.30	82.10	16.48	79.30	15.52	77.70	14.88	74.20	14.29	70.70	12.99
	15	107.6	85.40	14.99	82.40	14.45	79.30	13.91	77.70	13.44	74.20	12.81	70.70	11.64
		134.0	85.30	14.94	82.30	14.40	79.30	13.86	77.70	13.40	74.20	12.72	70.70	11.59
		269.0	84.70	14.70	81.70	14.16	79.30	13.62	77.70	13.18	74.20	12.25	70.70	11.34
		313.2	85.40	14.48	81.90	13.94	79.30	13.38	77.70	12.94	74.20	12.25	70.70	11.34
		345.0	85.80	14.35	82.00	13.81	79.30	13.24	77.70	12.80	74.20	12.25	70.70	11.34
	20	107.6	86.00	12.66	82.80	12.30	79.30	11.88	77.70	11.39	74.20	11.00	70.70	10.33
		134.0	86.00	12.66	82.60	12.27	79.30	11.83	77.70	11.35	74.20	10.91	70.70	10.24
		269.0	85.60	12.66	81.90	12.12	79.30	11.58	77.70	11.13	74.20	10.45	70.70	9.77
		313.2	85.80	12.45	82.20	12.03	79.30	11.58	77.70	11.13	74.20	10.45	70.70	9.77
		345.0	85.90	12.33	82.40	11.97	79.30	11.58	77.70	11.13	74.20	10.45	70.70	9.77
	25	107.6	87.50	11.07	83.80	10.48	79.30	10.04	77.70	9.53	74.20	9.14	70.70	8.47
		134.0	87.70	11.05	83.80	10.46	79.30	9.99	77.70	9.53	74.20	9.09	70.70	8.42
		269.0	88.40	10.95	83.80	10.36	79.30	9.77	77.70	9.53	74.20	8.85	70.70	8.18
		313.2	88.70	10.66	83.80	10.12	79.30	9.77	77.70	9.30	74.20	8.85	70.70	8.18
		345.0	88.90	10.49	83.80	9.98	79.30	9.77	77.70	9.17	74.20	8.85	70.70	8.18
	30	107.6	88.70	10.04	83.80	9.35	79.30	8.67	77.70	8.47	74.20	7.99	70.70	7.25
		134.0	88.70	9.99	83.80	9.31	79.30	8.62	77.70	8.42	74.20	7.94	70.70	7.25
		269.0	88.70	9.77	83.80	9.09	79.30	8.40	77.70	8.18	74.20	7.72	70.70	7.25
		313.2	88.70	9.53	83.80	8.85	79.30	8.40	77.70	8.18	74.20	7.72	70.70	7.05
		345.0	88.70	9.39	83.80	8.71	79.30	8.40	77.70	8.18	74.20	7.72	70.70	6.94
	35	107.6	88.70	9.14	83.80	8.47	79.30	7.79	77.70	7.55	74.20	7.10	70.70	6.63
		134.0	88.70	9.09	83.80	8.42	79.30	7.74	77.70	7.50	74.20	7.05	70.70	6.59
		269.0	88.70	8.85	83.80	8.18	79.30	7.49	77.70	7.25	74.20	6.81	70.70	6.37
		313.2	88.70	8.62	83.80	7.94	79.30	7.25	77.70	7.05	74.20	6.81	70.70	6.37
		345.0	88.70	8.49	83.80	7.80	79.30	7.11	77.70	6.94	74.20	6.81	70.70	6.37
	40	107.6	88.70	8.53	83.80	7.79	79.30	6.87	77.70	6.63	74.20	6.42	70.70	5.95
		134.0	88.70	8.43	83.80	7.74	79.30	6.82	77.70	6.59	74.20	6.37	70.70	5.90
		269.0	88.70	7.94	83.80	7.49	79.30	6.57	77.70	6.37	74.20	6.13	70.70	5.68
313.2		88.70	7.94	83.80	7.49	79.30	6.57	77.70	6.37	74.20	6.13	70.70	5.68	
345.0		88.70	7.94	83.80	7.49	79.30	6.57	77.70	6.37	74.20	6.13	70.70	5.68	
45	107.6	88.70	7.89	83.80	7.10	79.30	5.95	77.70	5.74	74.20	5.74	70.70	5.27	
	134.0	88.70	7.76	83.80	7.05	79.30	5.90	77.70	5.69	74.20	5.69	70.70	5.22	
	269.0	88.70	7.05	83.80	6.81	79.30	5.68	77.70	5.44	74.20	5.44	70.70	5.00	
	313.2	88.70	7.25	83.80	7.05	79.30	5.90	77.70	5.68	74.20	5.44	70.70	5.00	

7. Capacity Tables

Combi. (%)	Inlet Water Temp. (°C)	Water Flow Rate (LPM)	Indoor Air Temp. (°C, DB)											
			16.0		18.0		20.0		21.0		22.0		24.0	
			TC	PI	TC	PI	TC	PI	TC	PI	TC	PI	TC	PI
90	45	345.0	88.70	7.36	83.80	7.19	79.30	6.03	77.70	5.82	74.20	5.44	70.70	5.00
80	-5	107.6	31.70	9.55	29.70	9.19	28.10	8.80	27.80	8.50	27.60	8.11	27.10	7.47
		134.0	32.60	9.73	30.60	9.36	28.90	8.95	28.60	8.65	28.40	8.26	27.80	7.60
		269.0	37.00	10.61	34.70	10.19	32.90	9.75	32.50	9.41	32.40	8.99	31.70	8.26
		313.2	40.90	11.44	38.30	10.99	36.20	10.52	35.90	10.17	35.70	9.70	35.00	8.92
		345.0	43.20	11.93	40.50	11.46	38.20	10.97	38.00	10.61	37.70	10.11	37.00	9.31
	0	107.6	56.50	14.03	52.10	13.47	48.50	12.91	47.60	12.46	46.90	11.87	45.20	10.93
		134.0	56.80	14.06	52.40	13.50	48.80	12.94	47.80	12.49	47.20	11.90	45.40	10.96
		269.0	58.30	14.23	53.70	13.67	50.00	13.08	49.00	12.64	48.40	12.05	46.50	11.08
		313.2	59.10	14.23	54.40	13.67	50.80	13.08	49.80	12.64	49.20	12.05	47.30	11.08
		345.0	59.60	14.23	54.80	13.67	51.30	13.08	50.30	12.64	49.70	12.05	47.80	11.08
	5	107.6	78.20	15.26	73.80	14.67	70.50	14.01	69.00	13.55	66.00	12.92	62.80	11.88
		134.0	78.40	15.33	73.90	14.73	70.50	14.08	69.00	13.61	66.00	12.97	62.80	11.93
		269.0	79.00	15.66	74.50	15.03	70.70	14.40	69.00	13.91	66.00	13.25	62.80	12.21
		313.2	79.00	15.75	74.40	15.14	70.70	14.48	69.00	13.99	66.00	13.33	62.80	12.28
		345.0	79.00	15.81	74.40	15.21	70.70	14.53	69.00	14.04	66.00	13.38	62.80	12.32
	10	107.6	78.60	14.04	74.10	13.40	70.50	12.72	69.00	12.37	66.00	11.71	62.80	10.85
		134.0	78.60	14.02	74.20	13.39	70.50	12.72	69.00	12.37	66.00	11.71	62.80	10.85
		269.0	79.00	13.94	74.50	13.32	70.70	12.76	69.00	12.40	66.00	11.74	62.80	10.87
		313.2	79.00	13.91	74.40	13.36	70.70	12.79	69.00	12.33	66.00	11.67	62.80	10.80
		345.0	79.00	13.89	74.40	13.38	70.70	12.81	69.00	12.29	66.00	11.63	62.80	10.76
	15	107.6	79.00	12.81	74.40	12.13	70.70	11.39	69.00	11.19	66.00	10.51	62.80	9.83
		134.0	79.00	12.72	74.40	12.04	70.70	11.35	69.00	11.14	66.00	10.46	62.80	9.78
		269.0	79.00	12.25	74.40	11.58	70.70	11.13	69.00	10.90	66.00	10.22	62.80	9.53
		313.2	79.00	12.03	74.40	11.58	70.70	11.13	69.00	10.66	66.00	9.98	62.80	9.30
		345.0	79.00	11.90	74.40	11.58	70.70	11.13	69.00	10.52	66.00	9.84	62.80	9.17
	20	107.6	79.00	10.71	74.40	10.27	70.70	9.77	69.00	9.60	66.00	9.14	62.80	8.47
		134.0	79.00	10.66	74.40	10.22	70.70	9.77	69.00	9.55	66.00	9.09	62.80	8.42
		269.0	79.00	10.45	74.40	9.98	70.70	9.77	69.00	9.30	66.00	8.85	62.80	8.18
		313.2	79.00	10.22	74.40	9.77	70.70	9.53	69.00	9.30	66.00	8.62	62.80	8.18
		345.0	79.00	10.08	74.40	9.65	70.70	9.39	69.00	9.30	66.00	8.49	62.80	8.18
	25	107.6	79.00	9.60	74.40	8.91	70.70	8.40	69.00	8.23	66.00	7.79	62.80	7.31
		134.0	79.00	9.55	74.40	8.86	70.70	8.40	69.00	8.18	66.00	7.74	62.80	7.26
		269.0	79.00	9.30	74.40	8.62	70.70	8.40	69.00	7.94	66.00	7.49	62.80	7.05
		313.2	79.00	9.09	74.40	8.62	70.70	8.18	69.00	7.94	66.00	7.49	62.80	7.05
		345.0	79.00	8.97	74.40	8.62	70.70	8.05	69.00	7.94	66.00	7.49	62.80	7.05
	30	107.6	79.00	8.47	74.40	7.99	70.70	7.55	69.00	7.31	66.00	6.87	62.80	6.42
		134.0	79.00	8.42	74.40	7.94	70.70	7.50	69.00	7.26	66.00	6.82	62.80	6.37
		269.0	79.00	8.18	74.40	7.72	70.70	7.25	69.00	7.05	66.00	6.57	62.80	6.13
		313.2	79.00	8.18	74.40	7.72	70.70	7.25	69.00	7.05	66.00	6.57	62.80	6.13
		345.0	79.00	8.18	74.40	7.72	70.70	7.25	69.00	7.05	66.00	6.57	62.80	6.13
	35	107.6	79.00	7.79	74.40	7.31	70.70	6.63	69.00	6.37	66.00	6.19	62.80	5.68
		134.0	79.00	7.74	74.40	7.26	70.70	6.59	69.00	6.37	66.00	6.14	62.80	5.68
		269.0	79.00	7.49	74.40	7.05	70.70	6.37	69.00	6.37	66.00	5.90	62.80	5.68
		313.2	79.00	7.49	74.40	6.81	70.70	6.37	69.00	6.13	66.00	5.90	62.80	5.44
		345.0	79.00	7.49	74.40	6.67	70.70	6.37	69.00	5.99	66.00	5.90	62.80	5.30
	40	107.6	79.00	7.37	74.40	6.63	70.70	5.90	69.00	5.95	66.00	5.44	62.80	5.27
		134.0	79.00	7.28	74.40	6.59	70.70	5.90	69.00	5.90	66.00	5.44	62.80	5.22
		269.0	79.00	6.81	74.40	6.37	70.70	5.90	69.00	5.68	66.00	5.44	62.80	5.00
313.2		79.00	6.81	74.40	6.37	70.70	5.68	69.00	5.68	66.00	5.44	62.80	5.00	
345.0		79.00	6.81	74.40	6.37	70.70	5.55	69.00	5.68	66.00	5.44	62.80	5.00	
45	107.6	79.00	6.98	74.40	5.95	70.70	5.15	69.00	5.56	66.00	4.71	62.80	4.88	
	134.0	79.00	6.84	74.40	5.90	70.70	5.20	69.00	5.47	66.00	4.76	62.80	4.79	
	269.0	79.00	6.13	74.40	5.68	70.70	5.44	69.00	5.00	66.00	5.00	62.80	4.32	
	313.2	79.00	6.13	74.40	5.90	70.70	5.00	69.00	5.22	66.00	5.00	62.80	4.53	

7. Capacity Tables

Combi. (%)	Inlet Water Temp. (°C)	Water Flow Rate (LPM)	Indoor Air Temp. (°C, DB)											
			16.0		18.0		20.0		21.0		22.0		24.0	
			TC	PI	TC	PI	TC	PI	TC	PI	TC	PI	TC	PI
80	45	345.0	79.00	6.13	74.40	6.03	70.70	4.75	69.00	5.35	66.00	5.00	62.80	4.65
70	-5	107.6	27.60	8.21	25.90	7.81	24.50	7.56	24.30	7.13	24.10	6.88	23.80	6.25
		134.0	28.40	8.36	26.60	7.96	25.20	7.69	25.00	7.26	24.80	7.00	24.50	6.36
		269.0	32.40	9.09	30.30	8.67	28.70	8.38	28.40	7.89	28.20	7.61	27.70	6.93
		313.2	35.70	9.82	33.60	9.35	31.70	9.04	31.50	8.50	31.20	8.22	30.60	7.47
		345.0	37.70	10.25	35.60	9.75	33.50	9.43	33.40	8.86	33.00	8.58	32.30	7.79
	0	107.6	49.40	12.01	45.70	11.46	42.40	11.07	41.70	10.42	41.00	10.07	39.60	9.16
		134.0	49.70	12.04	45.90	11.48	42.60	11.10	41.90	10.44	41.20	10.10	39.80	9.18
		269.0	50.90	12.19	47.00	11.60	43.60	11.25	42.90	10.56	42.20	10.22	40.70	9.28
		313.2	51.60	12.19	47.80	11.60	44.30	11.25	43.60	10.56	42.90	10.22	41.30	9.28
		345.0	52.00	12.19	48.30	11.60	44.70	11.25	44.00	10.56	43.30	10.22	41.70	9.28
	5	107.6	68.30	13.08	64.70	12.45	61.60	12.05	60.30	11.36	57.60	10.95	54.90	9.95
		134.0	68.40	13.13	64.80	12.50	61.60	12.10	60.30	11.41	57.60	11.00	54.90	10.00
		269.0	69.00	13.40	65.30	12.77	61.70	12.37	60.30	11.63	57.60	11.25	54.90	10.22
		313.2	69.00	13.50	65.30	12.87	61.70	12.47	60.30	11.71	57.60	11.32	54.90	10.29
		345.0	69.00	13.56	65.30	12.93	61.70	12.53	60.30	11.76	57.60	11.36	54.90	10.33
	10	107.6	68.60	12.05	64.90	11.39	61.70	10.97	60.30	10.36	57.60	9.93	54.90	9.09
		134.0	68.60	12.03	64.90	11.37	61.70	10.95	60.30	10.36	57.60	9.93	54.90	9.09
		269.0	69.00	11.93	65.30	11.27	61.70	10.85	60.30	10.36	57.60	9.93	54.90	9.09
		313.2	69.00	11.98	65.30	11.32	61.70	10.90	60.30	10.41	57.60	9.87	54.90	9.11
		345.0	69.00	12.01	65.30	11.35	61.70	10.93	60.30	10.44	57.60	9.84	54.90	9.12
	15	107.6	69.00	11.00	65.30	10.33	61.70	9.89	60.30	9.35	57.60	8.91	54.90	8.23
		134.0	69.00	10.91	65.30	10.24	61.70	9.79	60.30	9.31	57.60	8.86	54.90	8.18
		269.0	69.00	10.45	65.30	9.77	61.70	9.30	60.30	9.09	57.60	8.62	54.90	7.94
		313.2	69.00	10.45	65.30	9.77	61.70	9.30	60.30	9.09	57.60	8.40	54.90	7.94
		345.0	69.00	10.45	65.30	9.77	61.70	9.30	60.30	9.09	57.60	8.27	54.90	7.94
	20	107.6	69.00	9.14	65.30	8.67	61.70	8.47	60.30	8.23	57.60	7.79	54.90	7.31
		134.0	69.00	9.09	65.30	8.62	61.70	8.42	60.30	8.18	57.60	7.74	54.90	7.26
		269.0	69.00	8.85	65.30	8.40	61.70	8.18	60.30	7.94	57.60	7.49	54.90	7.05
		313.2	69.00	8.85	65.30	8.40	61.70	8.18	60.30	7.72	57.60	7.49	54.90	6.81
		345.0	69.00	8.85	65.30	8.40	61.70	8.18	60.30	7.59	57.60	7.49	54.90	6.67
	25	107.6	69.00	8.23	65.30	7.79	61.70	7.31	60.30	7.10	57.60	6.57	54.90	6.13
		134.0	69.00	8.18	65.30	7.74	61.70	7.26	60.30	7.05	57.60	6.57	54.90	6.13
		269.0	69.00	7.94	65.30	7.49	61.70	7.05	60.30	6.81	57.60	6.57	54.90	6.13
		313.2	69.00	7.72	65.30	7.25	61.70	7.05	60.30	6.81	57.60	6.37	54.90	6.13
		345.0	69.00	7.59	65.30	7.11	61.70	7.05	60.30	6.81	57.60	6.26	54.90	6.13
	30	107.6	69.00	7.31	65.30	6.87	61.70	6.42	60.30	6.13	57.60	5.95	54.90	5.44
		134.0	69.00	7.26	65.30	6.82	61.70	6.37	60.30	6.13	57.60	5.90	54.90	5.44
		269.0	69.00	7.05	65.30	6.57	61.70	6.13	60.30	6.13	57.60	5.68	54.90	5.44
		313.2	69.00	7.05	65.30	6.57	61.70	6.13	60.30	5.90	57.60	5.68	54.90	5.44
		345.0	69.00	7.05	65.30	6.57	61.70	6.13	60.30	5.77	57.60	5.68	54.90	5.44
	35	107.6	69.00	6.63	65.30	6.19	61.70	5.68	60.30	5.74	57.60	5.22	54.90	5.07
		134.0	69.00	6.59	65.30	6.14	61.70	5.68	60.30	5.69	57.60	5.22	54.90	5.02
		269.0	69.00	6.37	65.30	5.90	61.70	5.68	60.30	5.44	57.60	5.22	54.90	4.77
		313.2	69.00	6.37	65.30	5.90	61.70	5.44	60.30	5.44	57.60	5.22	54.90	4.77
		345.0	69.00	6.37	65.30	5.90	61.70	5.30	60.30	5.44	57.60	5.22	54.90	4.77
	40	107.6	69.00	6.19	65.30	5.74	61.70	5.27	60.30	5.00	57.60	4.77	54.90	4.58
		134.0	69.00	6.14	65.30	5.69	61.70	5.22	60.30	5.00	57.60	4.77	54.90	4.54
		269.0	69.00	5.90	65.30	5.44	61.70	5.00	60.30	5.00	57.60	4.77	54.90	4.32
313.2		69.00	5.90	65.30	5.44	61.70	5.00	60.30	4.77	57.60	4.53	54.90	4.32	
345.0		69.00	5.90	65.30	5.44	61.70	5.00	60.30	4.64	57.60	4.39	54.90	4.32	
45	107.6	69.00	5.74	65.30	5.27	61.70	4.88	60.30	4.27	57.60	4.32	54.90	4.14	
	134.0	69.00	5.69	65.30	5.22	61.70	4.79	60.30	4.32	57.60	4.32	54.90	4.09	
	269.0	69.00	5.44	65.30	5.00	61.70	4.32	60.30	4.53	57.60	4.32	54.90	3.85	
	313.2	69.00	5.44	65.30	5.00	61.70	4.53	60.30	4.09	57.60	3.85	54.90	3.85	

7. Capacity Tables

Combi. (%)	Inlet Water Temp. (°C)	Water Flow Rate (LPM)	Indoor Air Temp. (°C, DB)											
			16.0		18.0		20.0		21.0		22.0		24.0	
			TC	PI	TC	PI	TC	PI	TC	PI	TC	PI	TC	PI
70	45	345.0	69.00	5.44	65.30	5.00	61.70	4.65	60.30	3.84	57.60	3.58	54.90	3.85
60	-5	107.6	23.70	6.66	22.20	6.41	21.00	6.15	20.80	5.73	20.70	5.63	20.30	5.03
		134.0	24.40	6.78	22.90	6.52	21.60	6.26	21.30	5.83	21.30	5.73	20.80	5.13
		269.0	27.80	7.40	26.00	7.11	24.60	6.83	24.30	6.34	24.30	6.25	23.80	5.59
		313.2	30.70	7.96	28.70	7.67	27.30	7.37	26.90	6.86	26.80	6.74	26.30	6.01
		345.0	32.50	8.29	30.30	8.00	28.90	7.69	28.40	7.16	28.30	7.03	27.80	6.25
	0	107.6	42.40	9.77	39.00	9.41	36.40	9.01	35.70	8.38	35.20	8.26	33.90	7.38
		134.0	42.60	9.79	39.20	9.43	36.60	9.04	35.90	8.40	35.40	8.28	34.10	7.40
		269.0	43.60	9.91	40.20	9.53	37.60	9.16	36.80	8.50	36.20	8.38	34.80	7.47
		313.2	44.30	9.91	40.80	9.53	38.20	9.16	37.30	8.50	36.90	8.38	35.50	7.47
		345.0	44.70	9.91	41.20	9.53	38.60	9.16	37.60	8.50	37.30	8.38	35.90	7.47
	5	107.6	58.60	10.63	55.30	10.24	53.00	9.80	51.70	9.14	49.50	8.99	47.10	8.01
		134.0	58.70	10.68	55.40	10.29	53.00	9.85	51.70	9.17	49.50	9.03	47.10	8.04
		269.0	59.30	10.90	55.80	10.50	53.00	10.07	51.70	9.36	49.50	9.23	47.10	8.22
		313.2	59.30	10.99	55.70	10.56	53.00	10.14	51.70	9.44	49.50	9.28	47.10	8.29
		345.0	59.30	11.05	55.70	10.59	53.00	10.18	51.70	9.49	49.50	9.31	47.10	8.33
	10	107.6	59.00	9.77	55.50	9.35	53.00	8.90	51.70	8.31	49.50	8.16	47.10	7.31
		134.0	59.00	9.77	55.50	9.35	53.00	8.90	51.70	8.33	49.50	8.16	47.10	7.33
		269.0	59.30	9.77	55.80	9.35	53.00	8.90	51.70	8.43	49.50	8.13	47.10	7.40
		313.2	59.30	9.79	55.70	9.26	53.00	8.80	51.70	8.33	49.50	8.06	47.10	7.33
		345.0	59.30	9.80	55.70	9.20	53.00	8.74	51.70	8.27	49.50	8.02	47.10	7.29
	15	107.6	59.30	8.91	55.70	8.47	53.00	7.99	51.70	7.49	49.50	7.31	47.10	6.57
		134.0	59.30	8.86	55.70	8.42	53.00	7.94	51.70	7.49	49.50	7.26	47.10	6.57
		269.0	59.30	8.62	55.70	8.18	53.00	7.72	51.70	7.49	49.50	7.05	47.10	6.57
		313.2	59.30	8.62	55.70	7.94	53.00	7.49	51.70	7.25	49.50	6.81	47.10	6.37
		345.0	59.30	8.62	55.70	7.80	53.00	7.36	51.70	7.11	49.50	6.67	47.10	6.26
	20	107.6	59.30	7.79	55.70	7.31	53.00	6.87	51.70	6.63	49.50	6.42	47.10	5.95
		134.0	59.30	7.74	55.70	7.26	53.00	6.82	51.70	6.59	49.50	6.37	47.10	5.90
		269.0	59.30	7.49	55.70	7.05	53.00	6.57	51.70	6.37	49.50	6.13	47.10	5.68
		313.2	59.30	7.49	55.70	7.05	53.00	6.57	51.70	6.37	49.50	6.13	47.10	5.68
		345.0	59.30	7.49	55.70	7.05	53.00	6.57	51.70	6.37	49.50	6.13	47.10	5.68
	25	107.6	59.30	6.87	55.70	6.42	53.00	5.90	51.70	5.95	49.50	5.44	47.10	5.27
		134.0	59.30	6.82	55.70	6.37	53.00	5.90	51.70	5.90	49.50	5.44	47.10	5.22
		269.0	59.30	6.57	55.70	6.13	53.00	5.90	51.70	5.68	49.50	5.44	47.10	5.00
		313.2	59.30	6.57	55.70	6.13	53.00	5.68	51.70	5.68	49.50	5.44	47.10	5.00
		345.0	59.30	6.57	55.70	6.13	53.00	5.55	51.70	5.68	49.50	5.44	47.10	5.00
	30	107.6	59.30	6.19	55.70	5.74	53.00	5.51	51.70	5.27	49.50	5.07	47.10	4.83
		134.0	59.30	6.14	55.70	5.69	53.00	5.46	51.70	5.22	49.50	5.02	47.10	4.78
		269.0	59.30	5.90	55.70	5.44	53.00	5.22	51.70	5.00	49.50	4.77	47.10	4.53
		313.2	59.30	5.90	55.70	5.44	53.00	5.22	51.70	5.00	49.50	4.77	47.10	4.53
		345.0	59.30	5.90	55.70	5.44	53.00	5.22	51.70	5.00	49.50	4.77	47.10	4.53
	35	107.6	59.30	5.44	55.70	5.27	53.00	4.77	51.70	4.83	49.50	4.58	47.10	4.38
		134.0	59.30	5.44	55.70	5.22	53.00	4.77	51.70	4.78	49.50	4.54	47.10	4.33
		269.0	59.30	5.44	55.70	5.00	53.00	4.77	51.70	4.53	49.50	4.32	47.10	4.09
		313.2	59.30	5.44	55.70	5.00	53.00	4.53	51.70	4.53	49.50	4.32	47.10	4.09
		345.0	59.30	5.44	55.70	5.00	53.00	4.39	51.70	4.53	49.50	4.32	47.10	4.09
	40	107.6	59.30	5.00	55.70	4.83	53.00	4.32	51.70	4.38	49.50	4.14	47.10	3.85
		134.0	59.30	5.00	55.70	4.78	53.00	4.32	51.70	4.33	49.50	4.09	47.10	3.85
		269.0	59.30	5.00	55.70	4.53	53.00	4.32	51.70	4.09	49.50	3.85	47.10	3.85
313.2		59.30	5.00	55.70	4.53	53.00	4.32	51.70	4.09	49.50	3.85	47.10	3.85	
345.0		59.30	5.00	55.70	4.53	53.00	4.32	51.70	4.09	49.50	3.85	47.10	3.85	
45	107.6	59.30	4.53	55.70	4.38	53.00	3.85	51.70	3.90	49.50	3.70	47.10	3.35	
	134.0	59.30	4.53	55.70	4.33	53.00	3.85	51.70	3.85	49.50	3.65	47.10	3.40	
	269.0	59.30	4.53	55.70	4.09	53.00	3.85	51.70	3.64	49.50	3.41	47.10	3.64	
	313.2	59.30	4.53	55.70	4.09	53.00	4.09	51.70	3.64	49.50	3.41	47.10	3.64	

7. Capacity Tables

Combi. (%)	Inlet Water Temp. (°C)	Water Flow Rate (LPM)	Indoor Air Temp. (°C, DB)											
			16.0		18.0		20.0		21.0		22.0		24.0	
			TC	PI	TC	PI	TC	PI	TC	PI	TC	PI	TC	PI
60	45	345.0	59.30	4.53	55.70	4.09	53.00	4.23	51.70	3.64	49.50	3.41	47.10	3.64
		107.6	19.80	5.31	18.60	5.03	17.50	4.76	17.30	4.50	17.20	4.23	16.90	4.00
50	-5	134.0	20.30	5.41	19.10	5.13	18.00	4.84	17.80	4.58	17.70	4.31	17.40	4.07
		269.0	23.10	5.87	21.70	5.59	20.50	5.26	20.30	5.00	20.20	4.70	19.80	4.41
		313.2	25.50	6.34	24.00	6.01	22.60	5.68	22.40	5.40	22.20	5.05	21.90	4.77
		345.0	26.90	6.61	25.40	6.25	23.80	5.92	23.60	5.64	23.30	5.26	23.10	4.99
		107.6	35.20	7.78	32.60	7.38	30.30	6.95	29.70	6.59	29.20	6.20	28.20	5.85
	0	134.0	35.40	7.79	32.80	7.40	30.50	6.97	29.90	6.61	29.40	6.22	28.30	5.87
		269.0	36.20	7.87	33.60	7.47	31.30	7.07	30.60	6.71	30.20	6.29	29.00	5.95
		313.2	36.90	7.87	34.10	7.47	31.70	7.07	31.10	6.71	30.60	6.29	29.60	5.95
		345.0	37.30	7.87	34.40	7.47	32.00	7.07	31.40	6.71	30.90	6.29	30.00	5.95
		107.6	48.70	8.46	46.20	8.01	44.10	7.57	43.00	7.20	41.10	6.76	39.20	6.35
	5	134.0	48.80	8.49	46.20	8.04	44.10	7.60	43.00	7.23	41.10	6.79	39.20	6.38
		269.0	49.20	8.67	46.60	8.22	44.10	7.77	43.00	7.37	41.10	6.91	39.20	6.52
		313.2	49.20	8.74	46.50	8.29	44.10	7.82	43.00	7.42	41.10	6.98	39.20	6.57
		345.0	49.20	8.78	46.40	8.33	44.10	7.85	43.00	7.45	41.10	7.02	39.20	6.60
		107.6	49.00	7.79	46.30	7.33	44.10	6.89	43.00	6.59	41.10	6.09	39.20	5.81
	10	134.0	49.00	7.78	46.30	7.33	44.10	6.88	43.00	6.58	41.10	6.10	39.20	5.80
		269.0	49.20	7.72	46.60	7.30	44.10	6.83	43.00	6.52	41.10	6.17	39.20	5.75
		313.2	49.20	7.77	46.50	7.33	44.10	6.86	43.00	6.55	41.10	6.08	39.20	5.78
		345.0	49.20	7.80	46.40	7.35	44.10	6.88	43.00	6.57	41.10	6.02	39.20	5.80
		107.6	49.20	7.10	46.50	6.63	44.10	6.19	43.00	5.95	41.10	5.44	39.20	5.27
	15	134.0	49.20	7.05	46.50	6.59	44.10	6.14	43.00	5.90	41.10	5.44	39.20	5.22
		269.0	49.20	6.81	46.50	6.37	44.10	5.90	43.00	5.68	41.10	5.44	39.20	5.00
		313.2	49.20	6.81	46.50	6.37	44.10	5.90	43.00	5.68	41.10	5.22	39.20	5.00
		345.0	49.20	6.81	46.50	6.37	44.10	5.90	43.00	5.68	41.10	5.09	39.20	5.00
		107.6	49.20	6.19	46.50	5.74	44.10	5.51	43.00	5.27	41.10	5.07	39.20	4.53
	20	134.0	49.20	6.14	46.50	5.69	44.10	5.46	43.00	5.22	41.10	5.02	39.20	4.53
		269.0	49.20	5.90	46.50	5.44	44.10	5.22	43.00	5.00	41.10	4.77	39.20	4.53
		313.2	49.20	5.90	46.50	5.44	44.10	5.22	43.00	5.00	41.10	4.77	39.20	4.53
		345.0	49.20	5.90	46.50	5.44	44.10	5.22	43.00	5.00	41.10	4.77	39.20	4.53
		107.6	49.20	5.51	46.50	5.00	44.10	4.83	43.00	4.53	41.10	4.32	39.20	4.09
	25	134.0	49.20	5.46	46.50	5.00	44.10	4.78	43.00	4.53	41.10	4.32	39.20	4.09
		269.0	49.20	5.22	46.50	5.00	44.10	4.53	43.00	4.53	41.10	4.32	39.20	4.09
		313.2	49.20	5.22	46.50	5.00	44.10	4.53	43.00	4.53	41.10	4.32	39.20	4.09
		345.0	49.20	5.22	46.50	5.00	44.10	4.53	43.00	4.53	41.10	4.32	39.20	4.09
		107.6	49.20	5.07	46.50	4.58	44.10	4.38	43.00	4.09	41.10	4.14	39.20	3.90
	30	134.0	49.20	5.02	46.50	4.54	44.10	4.33	43.00	4.09	41.10	4.09	39.20	3.85
		269.0	49.20	4.77	46.50	4.32	44.10	4.09	43.00	4.09	41.10	3.85	39.20	3.64
		313.2	49.20	4.77	46.50	4.32	44.10	4.09	43.00	4.09	41.10	3.85	39.20	3.64
		345.0	49.20	4.77	46.50	4.32	44.10	4.09	43.00	4.09	41.10	3.85	39.20	3.64
		107.6	49.20	4.58	46.50	4.09	44.10	3.85	43.00	3.90	41.10	3.64	39.20	3.41
	35	134.0	49.20	4.54	46.50	4.09	44.10	3.85	43.00	3.85	41.10	3.64	39.20	3.41
		269.0	49.20	4.32	46.50	4.09	44.10	3.85	43.00	3.64	41.10	3.64	39.20	3.41
		313.2	49.20	4.32	46.50	4.09	44.10	3.85	43.00	3.64	41.10	3.64	39.20	3.41
		345.0	49.20	4.32	46.50	4.09	44.10	3.85	43.00	3.64	41.10	3.64	39.20	3.41
		107.6	49.20	4.14	46.50	3.90	44.10	3.70	43.00	3.41	41.10	3.46	39.20	3.17
	40	134.0	49.20	4.09	46.50	3.85	44.10	3.65	43.00	3.41	41.10	3.41	39.20	3.17
		269.0	49.20	3.85	46.50	3.64	44.10	3.41	43.00	3.41	41.10	3.17	39.20	3.17
		313.2	49.20	3.85	46.50	3.64	44.10	3.41	43.00	3.41	41.10	3.17	39.20	3.17
345.0		49.20	3.85	46.50	3.64	44.10	3.41	43.00	3.41	41.10	3.17	39.20	3.17	
107.6		49.20	3.70	46.50	3.75	44.10	3.52	43.00	2.91	41.10	3.28	39.20	2.96	
45	134.0	49.20	3.65	46.50	3.65	44.10	3.43	43.00	2.96	41.10	3.19	39.20	2.96	
	269.0	49.20	3.41	46.50	3.17	44.10	2.96	43.00	3.17	41.10	2.72	39.20	2.96	
	313.2	49.20	3.41	46.50	3.17	44.10	2.96	43.00	3.17	41.10	2.72	39.20	2.96	

7. Capacity Tables

Combi. (%)	Inlet Water Temp. (°C)	Water Flow Rate (LPM)	Indoor Air Temp. (°C, DB)											
			16.0		18.0		20.0		21.0		22.0		24.0	
			TC	PI	TC	PI	TC	PI	TC	PI	TC	PI	TC	PI
50	45	345.0	49.20	3.41	46.50	3.17	44.10	2.96	43.00	3.17	41.10	2.72	39.20	2.96

Note

- TC: Total Capacity(kW), PI : Power Input(kW)
- Capacity tables show the average value of conditions which may occur.
- The minimum flow rate of the product is based on 50% of the rated flow rate or the value indicated in the specification table, whichever is greater.
However, when the 'Variable Water Flow Valve Control KIT' is applied, the minimum flow rate is allowed to 40% (gray colored area) of the rated flow rate.
- If the flow rate is less than minimum flow rate and the indoor unit combination ratio exceeds 130%, ask to LG Electronics even if the 'Variable Water Flow Valve Control KIT' is applied.

7. Capacity Tables

CRWM300LAS5

Combi. (%)	Inlet Water Temp. (°C)	Water Flow Rate (LPM)	Indoor Air Temp. (°C, DB)											
			16.0		18.0		20.0		21.0		22.0		24.0	
			TC	PI	TC	PI	TC	PI	TC	PI	TC	PI	TC	PI
130	-5	115.2	44.70	14.95	44.40	14.08	44.10	13.10	43.50	12.72	44.00	12.38	42.80	11.10
		153.0	46.40	15.23	46.10	14.37	45.80	13.41	45.10	13.03	45.70	12.67	44.40	11.36
		288.0	52.30	16.25	51.80	15.44	51.60	14.53	50.90	14.10	51.50	13.71	50.20	12.31
		360.1	57.80	17.28	57.30	16.49	57.00	15.66	56.30	15.24	57.00	14.80	55.50	13.27
		410.0	61.60	17.98	61.10	17.21	60.80	16.44	60.00	16.02	60.80	15.55	59.20	13.94
	0	115.2	79.80	20.45	78.00	19.85	76.40	19.19	74.70	18.65	75.00	18.14	71.50	16.25
		153.0	80.40	20.51	78.50	19.90	76.90	19.25	75.20	18.71	75.40	18.20	72.00	16.30
		288.0	82.30	20.73	80.30	20.09	78.60	19.47	77.00	18.93	77.20	18.39	73.80	16.49
		360.1	83.50	20.73	81.50	20.09	79.80	19.47	78.00	18.93	78.30	18.39	74.80	16.49
		410.0	84.40	20.73	82.40	20.09	80.70	19.47	78.70	18.93	79.10	18.39	75.50	16.49
	5	115.2	115.0	21.99	113.3	21.44	110.9	20.90	108.2	20.31	105.2	19.75	99.50	17.68
		153.0	115.4	22.10	113.6	21.55	110.9	21.01	108.2	20.42	105.2	19.86	99.50	17.78
		288.0	117.0	22.48	114.3	21.94	111.0	21.42	108.2	20.83	105.2	20.24	99.50	18.15
		360.1	117.7	22.63	114.7	22.09	111.0	21.57	108.2	20.98	105.2	20.39	99.50	18.27
		410.0	118.2	22.73	115.0	22.19	111.0	21.67	108.2	21.08	105.2	20.49	99.50	18.35
	10	115.2	115.2	20.01	113.3	19.34	110.5	18.97	107.7	18.54	104.8	17.91	99.00	16.16
		153.0	115.9	19.97	113.9	19.35	111.0	19.01	108.1	18.54	105.2	17.90	99.40	16.15
		288.0	118.6	19.82	116.0	19.42	112.8	19.16	109.9	18.52	106.8	17.85	101.0	16.10
		360.1	119.2	20.09	116.7	19.70	113.5	19.23	110.4	18.59	107.5	18.15	101.6	16.87
		410.0	119.7	20.27	117.2	19.89	114.0	19.28	110.8	18.64	108.0	18.36	102.0	17.40
	15	115.2	115.3	18.03	113.3	17.26	110.2	17.08	107.2	16.79	104.5	16.08	98.60	14.65
		153.0	116.3	17.83	114.3	17.18	111.2	17.04	108.2	16.65	105.4	15.94	99.50	14.51
		288.0	120.0	17.13	117.6	16.89	114.5	16.89	111.7	16.18	108.4	15.46	102.6	14.03
		360.1	120.7	17.55	118.8	17.28	116.0	16.89	112.8	16.18	109.9	15.90	103.8	15.46
		410.0	121.2	17.84	119.7	17.55	117.0	16.89	113.6	16.18	110.9	16.20	104.7	16.45
	20	115.2	119.7	16.54	117.5	15.77	114.5	15.43	111.3	14.93	108.0	14.59	101.7	14.15
		153.0	120.7	16.41	118.5	15.76	115.5	15.42	112.3	15.00	109.0	14.70	102.7	14.02
		288.0	124.5	15.95	122.3	15.71	118.8	15.36	115.7	15.24	112.8	15.10	106.3	13.56
		360.1	125.0	15.95	123.2	15.71	120.3	15.46	116.8	15.24	113.7	15.10	107.2	14.43
		410.0	125.4	15.95	123.9	15.71	121.3	15.53	117.6	15.24	114.4	15.10	107.9	15.03
	25	115.2	126.4	15.77	123.2	15.31	120.3	15.05	118.0	14.80	115.3	14.59	108.7	13.63
		153.0	126.4	15.70	123.2	15.28	120.3	14.98	118.0	14.74	115.3	14.52	108.7	13.56
		288.0	126.4	15.46	123.2	15.19	120.3	14.75	118.0	14.53	115.3	14.28	108.7	13.32
		360.1	126.4	15.24	123.2	14.80	120.3	14.53	118.0	14.28	115.3	14.03	108.7	13.10
		410.0	126.4	15.09	123.2	14.53	120.3	14.38	118.0	14.11	115.3	13.86	108.7	12.95
	30	115.2	126.4	15.36	123.2	14.60	120.3	14.46	118.0	14.09	115.3	13.94	108.7	12.97
		153.0	126.4	15.22	123.2	14.57	120.3	14.36	118.0	14.03	115.3	13.80	108.7	12.84
		288.0	126.4	14.75	123.2	14.48	120.3	14.03	118.0	13.81	115.3	13.32	108.7	12.38
		360.1	126.4	14.53	123.2	14.08	120.3	13.81	118.0	13.56	115.3	13.32	108.7	12.38
		410.0	126.4	14.38	123.2	13.80	120.3	13.66	118.0	13.39	115.3	13.32	108.7	12.38
	35	115.2	126.4	14.65	123.2	14.16	120.3	13.87	118.0	13.38	115.3	12.92	108.7	12.01
		153.0	126.4	14.51	123.2	14.08	120.3	13.80	118.0	13.32	115.3	12.85	108.7	11.88
		288.0	126.4	14.03	123.2	13.76	120.3	13.56	118.0	13.10	115.3	12.61	108.7	11.43
		360.1	126.4	14.03	123.2	13.61	120.3	13.32	118.0	12.85	115.3	12.38	108.7	11.43
		410.0	126.4	14.03	123.2	13.51	120.3	13.16	118.0	12.68	115.3	12.22	108.7	11.43
40	115.2	126.4	14.15	123.2	13.71	120.3	13.44	118.0	12.97	115.3	12.51	108.7	11.30	
	153.0	126.4	14.02	123.2	13.61	120.3	13.31	118.0	12.84	115.3	12.37	108.7	11.17	
	288.0	126.4	13.56	123.2	13.27	120.3	12.85	118.0	12.38	115.3	11.89	108.7	10.71	
	360.1	126.4	13.32	123.2	13.05	120.3	12.85	118.0	12.38	115.3	11.89	108.7	10.71	
	410.0	126.4	13.16	123.2	12.90	120.3	12.85	118.0	12.38	115.3	11.89	108.7	10.71	
45	115.2	126.4	13.69	123.2	13.23	120.3	13.03	118.0	12.56	115.3	12.07	108.7	10.58	
	153.0	126.4	13.56	123.2	13.13	120.3	12.84	118.0	12.36	115.3	11.87	108.7	10.45	
	288.0	126.4	13.10	123.2	12.80	120.3	12.14	118.0	11.67	115.3	11.18	108.7	9.99	
	360.1	126.4	12.61	123.2	12.48	120.3	12.38	118.0	11.89	115.3	11.43	108.7	9.99	

7. Capacity Tables

Combi. (%)	Inlet Water Temp. (°C)	Water Flow Rate (LPM)	Indoor Air Temp. (°C, DB)											
			16.0		18.0		20.0		21.0		22.0		24.0	
			TC	PI	TC	PI	TC	PI	TC	PI	TC	PI	TC	PI
130	45	410.0	126.4	12.28	123.2	12.26	120.3	12.54	118.0	12.04	115.3	11.60	108.7	9.99
120	-5	115.2	42.50	14.95	42.20	14.08	41.90	13.10	41.40	12.56	41.70	12.19	40.60	10.91
		153.0	44.10	15.23	43.70	14.37	43.40	13.41	42.90	12.85	43.30	12.48	42.10	11.17
		288.0	49.80	16.25	49.30	15.44	49.00	14.53	48.50	13.91	48.90	13.51	47.50	12.12
		360.1	55.00	17.28	54.50	16.49	54.20	15.66	53.50	15.02	54.00	14.58	52.50	13.05
		410.0	58.60	17.98	58.10	17.21	57.80	16.44	56.90	15.78	57.50	15.32	55.90	13.69
	0	115.2	76.00	20.45	74.10	19.85	72.50	19.19	71.00	18.39	71.00	17.87	67.80	15.98
		153.0	76.40	20.51	74.50	19.90	72.90	19.25	71.40	18.45	71.40	17.93	68.20	16.04
		288.0	78.20	20.73	76.30	20.09	74.70	19.47	73.20	18.67	73.20	18.13	69.90	16.23
		360.1	79.40	20.73	77.50	20.09	75.80	19.47	74.30	18.67	74.20	18.13	71.00	16.23
		410.0	80.30	20.73	78.40	20.09	76.60	19.47	75.10	18.67	74.90	18.13	71.80	16.23
	5	115.2	109.5	21.99	107.8	21.44	105.5	20.90	103.0	20.01	99.70	19.45	94.20	17.42
		153.0	109.9	22.10	108.1	21.55	105.5	21.01	103.0	20.12	99.70	19.56	94.20	17.52
		288.0	111.5	22.48	108.8	21.94	105.5	21.42	103.0	20.53	99.70	19.94	94.20	17.85
		360.1	112.0	22.63	108.2	22.09	105.5	21.57	103.0	20.68	99.70	20.09	94.20	17.98
		410.0	112.4	22.73	107.8	22.19	105.5	21.67	103.0	20.78	99.70	20.19	94.20	18.07
	10	115.2	109.9	19.75	107.8	19.21	105.2	18.82	102.7	18.24	99.50	17.64	94.00	15.87
		153.0	110.5	19.82	108.2	19.29	105.5	18.89	103.0	18.27	99.80	17.63	94.30	15.88
		288.0	112.5	20.09	110.0	19.57	106.7	19.16	104.0	18.37	100.7	17.57	95.20	15.95
		360.1	113.0	20.01	109.7	19.57	107.0	19.23	104.5	18.44	101.2	17.65	95.70	16.49
		410.0	113.4	19.95	109.5	19.57	107.2	19.28	104.9	18.49	101.6	17.71	96.10	16.86
	15	115.2	110.2	17.52	108.0	17.00	104.9	16.74	102.3	16.49	99.20	15.82	93.70	14.34
		153.0	110.9	17.56	108.7	17.04	105.6	16.77	102.9	16.42	99.80	15.69	94.30	14.27
		288.0	113.4	17.70	111.3	17.18	107.8	16.89	105.2	16.18	101.7	15.24	96.30	14.03
		360.1	114.0	17.43	111.2	17.03	108.7	16.89	106.1	16.18	102.6	15.24	97.20	15.00
		410.0	114.4	17.25	111.1	16.93	109.4	16.89	106.7	16.18	103.2	15.24	97.90	15.67
	20	115.2	113.3	15.76	111.2	15.08	107.8	14.69	104.8	14.47	101.4	14.29	96.00	13.56
		153.0	114.0	15.76	111.9	15.14	108.5	14.76	105.5	14.53	102.1	14.28	96.60	13.51
		288.0	116.9	15.76	114.5	15.36	110.8	15.00	108.2	14.75	104.6	14.23	98.80	13.32
		360.1	117.5	15.61	114.3	15.24	111.7	15.00	108.7	14.75	105.2	14.28	99.50	13.81
		410.0	117.9	15.51	114.1	15.15	112.4	15.00	109.1	14.75	105.7	14.32	100.0	14.14
	25	115.2	118.8	14.90	115.3	14.21	111.7	13.94	109.3	13.63	106.3	13.38	100.5	12.45
		153.0	118.9	14.84	115.3	14.18	111.7	13.91	109.3	13.56	106.3	13.32	100.5	12.38
		288.0	119.1	14.62	115.3	14.08	111.7	13.81	109.3	13.32	106.3	13.10	100.5	12.14
		360.1	119.5	14.08	115.3	13.71	111.7	13.56	109.3	13.32	106.3	12.85	100.5	12.14
		410.0	119.8	13.71	115.3	13.45	111.7	13.39	109.3	13.32	106.3	12.68	100.5	12.14
	30	115.2	119.5	14.25	115.3	13.55	111.7	13.16	109.3	12.66	106.3	12.51	100.5	11.48
		153.0	119.5	14.12	115.3	13.46	111.7	13.09	109.3	12.60	106.3	12.37	100.5	11.41
		288.0	119.5	13.66	115.3	13.15	111.7	12.85	109.3	12.38	106.3	11.89	100.5	11.18
		360.1	119.5	13.22	115.3	12.85	111.7	12.61	109.3	12.38	106.3	11.89	100.5	10.96
		410.0	119.5	12.92	115.3	12.64	111.7	12.45	109.3	12.38	106.3	11.89	100.5	10.81
	35	115.2	119.5	13.61	115.3	12.87	111.7	12.51	109.3	12.01	106.3	11.54	100.5	10.52
		153.0	119.5	13.40	115.3	12.74	111.7	12.37	109.3	11.88	106.3	11.41	100.5	10.46
		288.0	119.5	12.66	115.3	12.28	111.7	11.89	109.3	11.43	106.3	10.96	100.5	10.24
		360.1	119.5	12.51	115.3	12.19	111.7	11.89	109.3	11.43	106.3	10.96	100.5	9.99
		410.0	119.5	12.41	115.3	12.13	111.7	11.89	109.3	11.43	106.3	10.96	100.5	9.82
	40	115.2	119.5	13.20	115.3	12.28	111.7	11.79	109.3	11.30	106.3	10.83	100.5	9.81
		153.0	119.5	12.92	115.3	12.13	111.7	11.65	109.3	11.17	106.3	10.70	100.5	9.75
		288.0	119.5	11.94	115.3	11.58	111.7	11.18	109.3	10.71	106.3	10.24	100.5	9.53
360.1		119.5	11.79	115.3	11.43	111.7	11.18	109.3	10.71	106.3	10.24	100.5	9.28	
410.0		119.5	11.69	115.3	11.33	111.7	11.18	109.3	10.71	106.3	10.24	100.5	9.11	
45	115.2	119.5	12.80	115.3	11.69	111.7	11.08	109.3	10.58	106.3	10.12	100.5	9.09	
	153.0	119.5	12.45	115.3	11.51	111.7	10.94	109.3	10.45	106.3	9.99	100.5	9.03	
	288.0	119.5	11.23	115.3	10.86	111.7	10.46	109.3	9.99	106.3	9.53	100.5	8.81	
	360.1	119.5	11.08	115.3	10.66	111.7	10.46	109.3	9.99	106.3	9.53	100.5	8.57	

7. Capacity Tables

Combi. (%)	Inlet Water Temp. (°C)	Water Flow Rate (LPM)	Indoor Air Temp. (°C, DB)											
			16.0		18.0		20.0		21.0		22.0		24.0	
			TC	PI	TC	PI	TC	PI	TC	PI	TC	PI	TC	PI
120	45	410.0	119.5	10.98	115.3	10.52	111.7	10.46	109.3	9.99	106.3	9.53	100.5	8.41
110	-5	115.2	40.20	15.15	40.00	14.08	39.70	13.10	39.30	12.56	39.30	12.19	38.50	10.91
		153.0	41.70	15.43	41.50	14.37	41.20	13.41	40.70	12.85	40.70	12.48	39.90	11.17
		288.0	47.00	16.44	46.80	15.44	46.50	14.53	46.00	13.91	46.00	13.51	45.10	12.12
		360.1	52.00	17.51	51.60	16.49	51.30	15.66	50.80	15.02	50.80	14.58	49.80	13.05
		410.0	55.40	18.25	54.90	17.21	54.60	16.44	54.10	15.78	54.10	15.32	53.00	13.69
	0	115.2	71.80	20.73	70.30	19.85	68.80	19.19	67.50	18.39	66.80	17.87	64.30	15.98
		153.0	72.20	20.79	70.70	19.90	69.20	19.25	67.90	18.45	67.20	17.93	64.70	16.04
		288.0	74.00	20.98	72.30	20.09	70.80	19.47	69.50	18.67	68.80	18.13	66.20	16.23
		360.1	75.00	20.98	73.50	20.09	71.90	19.47	70.50	18.67	69.90	18.13	67.20	16.23
		410.0	75.70	20.98	74.40	20.09	72.70	19.47	71.20	18.67	70.70	18.13	67.90	16.23
	5	115.2	104.8	22.29	102.3	21.44	100.0	20.90	97.70	20.01	93.90	19.45	89.30	17.42
		153.0	105.2	22.40	102.6	21.55	100.0	21.01	97.70	20.12	93.90	19.56	89.30	17.52
		288.0	106.5	22.78	103.3	21.94	100.0	21.42	97.70	20.53	93.90	19.94	89.30	17.85
		360.1	107.2	22.92	103.5	22.09	100.0	21.57	97.70	20.68	93.90	20.09	89.30	17.98
		410.0	107.7	23.02	103.7	22.19	100.0	21.67	97.70	20.78	93.90	20.19	89.30	18.07
	10	115.2	105.2	19.98	102.6	19.29	99.80	18.88	97.50	18.24	93.70	17.64	89.20	15.87
		153.0	105.6	20.02	102.9	19.35	99.90	18.94	97.60	18.27	93.80	17.63	89.30	15.88
		288.0	107.2	20.16	103.9	19.57	100.5	19.16	98.30	18.37	94.50	17.57	89.80	15.95
		360.1	107.8	20.16	104.3	19.57	101.0	19.11	98.50	18.32	94.70	17.65	90.00	16.13
		410.0	108.2	20.16	104.6	19.57	101.4	19.07	98.70	18.28	94.90	17.71	90.20	16.25
	15	115.2	105.5	17.67	102.7	17.18	99.70	16.89	97.40	16.49	93.50	15.82	89.10	14.34
		153.0	105.9	17.64	103.1	17.18	100.0	16.89	97.70	16.42	93.90	15.69	89.40	14.27
		288.0	107.7	17.55	104.6	17.18	101.2	16.89	98.80	16.18	95.10	15.24	90.20	14.03
		360.1	108.3	17.43	105.2	17.03	101.7	16.67	99.20	15.95	95.40	15.24	90.70	14.28
		410.0	108.7	17.35	105.7	16.93	102.1	16.52	99.50	15.79	95.70	15.24	91.10	14.45
	20	115.2	107.5	15.26	104.5	14.90	101.2	14.53	98.50	14.28	94.80	13.87	89.80	12.97
		153.0	108.1	15.29	104.9	14.90	101.5	14.53	98.90	14.28	95.10	13.80	90.20	12.94
		288.0	110.3	15.41	106.3	14.90	102.6	14.53	100.3	14.28	96.30	13.56	91.60	12.85
		360.1	111.0	15.41	107.2	14.90	103.2	14.53	100.5	14.03	96.80	13.56	91.80	12.85
		410.0	111.5	15.41	107.9	14.90	103.7	14.53	100.7	13.86	97.20	13.56	92.00	12.85
	25	115.2	110.8	13.89	107.5	13.38	103.2	13.16	101.0	12.66	97.40	12.20	92.20	11.18
		153.0	111.1	13.86	107.5	13.32	103.2	13.09	101.0	12.60	97.40	12.13	92.20	11.18
		288.0	111.9	13.76	107.5	13.10	103.2	12.85	101.0	12.38	97.40	11.89	92.20	11.18
		360.1	112.5	13.76	107.5	13.15	103.2	12.61	101.0	12.38	97.40	11.67	92.20	10.96
		410.0	112.9	13.76	107.5	13.19	103.2	12.45	101.0	12.38	97.40	11.52	92.20	10.81
	30	115.2	112.5	12.66	107.5	12.20	103.2	11.73	101.0	11.48	97.40	10.77	92.20	10.06
		153.0	112.5	12.60	107.5	12.13	103.2	11.66	101.0	11.41	97.40	10.70	92.20	9.99
		288.0	112.5	12.38	107.5	11.89	103.2	11.43	101.0	11.18	97.40	10.46	92.20	9.75
		360.1	112.5	12.28	107.5	11.67	103.2	11.18	101.0	10.96	97.40	10.46	92.20	9.75
		410.0	112.5	12.21	107.5	11.52	103.2	11.01	101.0	10.81	97.40	10.46	92.20	9.75
	35	115.2	112.5	12.01	107.5	11.23	103.2	10.77	101.0	10.30	97.40	9.81	92.20	9.09
		153.0	112.5	11.88	107.5	11.17	103.2	10.70	101.0	10.23	97.40	9.75	92.20	9.03
		288.0	112.5	11.43	107.5	10.96	103.2	10.46	101.0	9.99	97.40	9.53	92.20	8.81
		360.1	112.5	11.13	107.5	10.71	103.2	10.24	101.0	9.99	97.40	9.53	92.20	8.81
		410.0	112.5	10.92	107.5	10.54	103.2	10.09	101.0	9.99	97.40	9.53	92.20	8.81
	40	115.2	112.5	11.30	107.5	10.83	103.2	10.12	101.0	9.59	97.40	9.09	92.20	8.38
		153.0	112.5	11.17	107.5	10.70	103.2	9.99	101.0	9.52	97.40	9.03	92.20	8.32
		288.0	112.5	10.71	107.5	10.24	103.2	9.53	101.0	9.28	97.40	8.81	92.20	8.10
360.1		112.5	10.56	107.5	9.99	103.2	9.53	101.0	9.04	97.40	8.57	92.20	7.86	
410.0		112.5	10.46	107.5	9.82	103.2	9.53	101.0	8.88	97.40	8.41	92.20	7.70	
45	115.2	112.5	10.58	107.5	10.42	103.2	9.46	101.0	8.88	97.40	8.38	92.20	7.66	
	153.0	112.5	10.45	107.5	10.22	103.2	9.27	101.0	8.81	97.40	8.32	92.20	7.60	
	288.0	112.5	9.99	107.5	9.53	103.2	8.57	101.0	8.57	97.40	8.10	92.20	7.39	
	360.1	112.5	9.99	107.5	9.28	103.2	8.81	101.0	8.10	97.40	7.61	92.20	6.89	

7. Capacity Tables

Combi. (%)	Inlet Water Temp. (°C)	Water Flow Rate (LPM)	Indoor Air Temp. (°C, DB)											
			16.0		18.0		20.0		21.0		22.0		24.0	
			TC	PI	TC	PI	TC	PI	TC	PI	TC	PI	TC	PI
110	45	410.0	112.5	9.99	107.5	9.11	103.2	8.97	101.0	7.78	97.40	7.28	92.20	6.55
100	-5	115.2	38.00	15.15	37.70	14.28	37.50	13.10	37.20	12.56	36.90	11.99	36.20	10.91
		153.0	39.40	15.43	39.10	14.57	38.90	13.41	38.60	12.85	38.30	12.28	37.60	11.17
		288.0	44.50	16.44	44.20	15.64	44.00	14.53	43.50	13.91	43.20	13.32	42.50	12.12
		360.1	49.20	17.51	48.80	16.72	48.50	15.66	48.10	15.02	47.70	14.36	46.80	13.05
		410.0	52.40	18.25	51.90	17.46	51.60	16.44	51.20	15.78	50.80	15.07	49.70	13.69
		115.2	67.90	20.73	66.40	20.11	65.00	19.19	63.90	18.39	62.70	17.60	60.50	15.98
	0	153.0	68.30	20.79	66.80	20.17	65.40	19.25	64.30	18.45	63.10	17.66	60.90	16.04
		288.0	69.90	20.98	68.40	20.36	66.90	19.47	65.80	18.67	64.60	17.85	62.30	16.23
		360.1	71.00	20.98	69.50	20.36	68.00	19.47	66.70	18.67	65.50	17.85	63.30	16.23
		410.0	71.80	20.98	70.30	20.36	68.80	19.47	67.40	18.67	66.20	17.85	64.00	16.23
		115.2	100.2	22.29	96.80	21.73	94.40	20.90	92.50	20.01	88.00	19.16	84.00	17.42
		153.0	100.6	22.40	97.10	21.84	94.40	21.01	92.50	20.12	88.00	19.27	84.00	17.52
	5	288.0	102.0	22.78	97.80	22.24	94.50	21.42	92.50	20.53	88.00	19.65	84.00	17.85
		360.1	102.6	22.92	98.00	22.38	94.50	21.57	92.50	20.68	88.00	19.77	84.00	17.98
		410.0	103.0	23.02	98.20	22.48	94.50	21.67	92.50	20.78	88.00	19.86	84.00	18.07
		115.2	100.8	19.93	97.20	19.49	94.50	18.88	92.50	18.24	88.00	17.34	84.00	15.87
	10	153.0	101.1	20.03	97.30	19.56	94.50	18.94	92.50	18.27	88.00	17.36	84.00	15.88
		288.0	102.0	20.39	97.80	19.80	94.50	19.16	92.50	18.37	88.00	17.43	84.00	15.95
		360.1	102.7	20.31	98.30	19.80	94.50	19.11	92.50	18.32	88.00	17.38	84.00	15.88
		410.0	103.2	20.25	98.70	19.80	94.50	19.07	92.50	18.28	88.00	17.34	84.00	15.83
	15	115.2	101.3	17.57	97.60	17.27	94.50	16.89	92.50	16.49	88.00	15.52	84.00	14.34
		153.0	101.4	17.67	97.70	17.28	94.50	16.89	92.50	16.42	88.00	15.46	84.00	14.27
		288.0	102.0	18.00	98.00	17.33	94.50	16.89	92.50	16.18	88.00	15.24	84.00	14.03
		360.1	102.8	17.70	98.50	17.18	94.50	16.67	92.50	15.95	88.00	15.00	84.00	13.81
	20	410.0	103.4	17.49	98.90	17.08	94.50	16.52	92.50	15.79	88.00	14.84	84.00	13.66
		115.2	101.8	15.02	98.20	14.64	94.50	14.28	92.50	14.09	88.00	13.16	84.00	12.51
		153.0	102.2	15.09	98.30	14.65	94.50	14.28	92.50	14.03	88.00	13.09	84.00	12.37
		288.0	103.7	15.36	98.50	14.70	94.50	14.28	92.50	13.81	88.00	12.85	84.00	11.89
	25	360.1	104.3	15.10	99.30	14.58	94.50	14.03	92.50	13.56	88.00	12.61	84.00	11.67
		410.0	104.7	14.92	99.90	14.50	94.50	13.86	92.50	13.39	88.00	12.45	84.00	11.52
		115.2	103.1	13.13	99.70	12.72	94.50	12.20	92.50	11.73	88.00	11.02	84.00	9.99
		153.0	103.5	13.14	99.70	12.65	94.50	12.13	92.50	11.66	88.00	10.95	84.00	9.99
	30	288.0	105.0	13.20	99.70	12.38	94.50	11.89	92.50	11.43	88.00	10.71	84.00	9.99
		360.1	105.5	12.90	99.70	12.28	94.50	11.67	92.50	11.18	88.00	10.71	84.00	9.75
		410.0	105.9	12.69	99.70	12.21	94.50	11.52	92.50	11.01	88.00	10.71	84.00	9.59
		115.2	105.5	11.95	99.70	11.02	94.50	10.27	92.50	10.06	88.00	9.28	84.00	8.88
	35	153.0	105.5	11.89	99.70	10.95	94.50	10.24	92.50	9.99	88.00	9.28	84.00	8.81
		288.0	105.5	11.67	99.70	10.71	94.50	10.14	92.50	9.75	88.00	9.28	84.00	8.57
		360.1	105.5	11.43	99.70	10.71	94.50	9.99	92.50	9.75	88.00	9.04	84.00	8.57
		410.0	105.5	11.27	99.70	10.71	94.50	9.89	92.50	9.75	88.00	8.88	84.00	8.57
	40	115.2	105.5	11.08	99.70	10.12	94.50	9.06	92.50	8.88	88.00	8.38	84.00	7.66
		153.0	105.5	10.94	99.70	9.99	94.50	9.03	92.50	8.81	88.00	8.32	84.00	7.60
		288.0	105.5	10.46	99.70	9.53	94.50	8.94	92.50	8.57	88.00	8.10	84.00	7.39
		360.1	105.5	10.46	99.70	9.53	94.50	8.81	92.50	8.57	88.00	8.10	84.00	7.39
	45	410.0	105.5	10.46	99.70	9.53	94.50	8.72	92.50	8.57	88.00	8.10	84.00	7.39
		115.2	105.5	10.37	99.70	9.40	94.50	8.12	92.50	7.91	88.00	7.45	84.00	6.95
		153.0	105.5	10.23	99.70	9.27	94.50	8.09	92.50	7.84	88.00	7.38	84.00	6.89
		288.0	105.5	9.75	99.70	8.81	94.50	8.01	92.50	7.61	88.00	7.14	84.00	6.67
50	360.1	105.5	9.53	99.70	8.81	94.50	7.86	92.50	7.61	88.00	7.14	84.00	6.67	
	410.0	105.5	9.38	99.70	8.81	94.50	7.76	92.50	7.61	88.00	7.14	84.00	6.67	
	115.2	105.5	9.65	99.70	8.68	94.50	7.17	92.50	6.95	88.00	6.49	84.00	6.24	
	153.0	105.5	9.51	99.70	8.55	94.50	7.14	92.50	6.89	88.00	6.42	84.00	6.18	
55	288.0	105.5	9.04	99.70	8.10	94.50	7.04	92.50	6.67	88.00	6.18	84.00	5.96	
	360.1	105.5	8.57	99.70	8.10	94.50	6.89	92.50	6.67	88.00	6.18	84.00	5.96	

7. Capacity Tables

Combi. (%)	Inlet Water Temp. (°C)	Water Flow Rate (LPM)	Indoor Air Temp. (°C, DB)											
			16.0		18.0		20.0		21.0		22.0		24.0	
			TC	PI	TC	PI	TC	PI	TC	PI	TC	PI	TC	PI
100	45	410.0	105.5	8.25	99.70	8.10	94.50	6.79	92.50	6.67	88.00	6.18	84.00	5.96
90	-5	115.2	35.80	14.07	34.80	12.81	33.70	11.25	33.50	10.72	33.20	10.33	32.70	9.27
		153.0	37.20	14.33	36.10	13.07	35.00	11.52	34.80	10.97	34.50	10.58	34.00	9.49
		288.0	42.00	15.26	40.70	14.00	39.50	12.48	39.20	11.89	39.00	11.48	38.20	10.29
		360.1	46.40	16.23	45.00	15.00	43.60	13.46	43.30	12.82	43.00	12.36	42.20	11.10
		410.0	49.40	16.90	47.90	15.68	46.50	14.14	46.20	13.46	45.80	12.97	45.00	11.65
	0	115.2	64.20	19.16	61.20	17.97	58.30	16.50	57.50	15.74	56.50	15.15	54.50	13.61
		153.0	64.60	19.21	61.60	18.02	58.70	16.54	57.90	15.78	56.90	15.19	54.90	13.65
		288.0	66.00	19.40	63.00	18.22	60.20	16.72	59.20	15.95	58.20	15.36	56.10	13.79
		360.1	67.00	19.40	63.90	18.22	61.10	16.72	60.00	15.95	59.20	15.36	57.00	13.79
		410.0	67.70	19.40	64.60	18.22	61.70	16.72	60.60	15.95	59.90	15.36	57.70	13.79
	5	115.2	90.70	20.57	87.70	19.41	85.00	17.96	83.20	17.13	79.50	16.49	75.70	14.80
		153.0	90.80	20.67	87.60	19.51	85.00	18.06	83.20	17.23	79.50	16.59	75.70	14.88
		288.0	91.00	21.03	87.40	19.87	85.00	18.39	83.20	17.55	79.50	16.92	75.70	15.17
		360.1	91.60	21.14	87.70	19.99	85.00	18.54	83.20	17.67	79.50	17.03	75.70	15.29
		410.0	92.00	21.22	87.90	20.07	85.00	18.64	83.20	17.76	79.50	17.11	75.70	15.37
	10	115.2	91.10	18.16	88.00	17.26	85.00	16.26	83.20	15.59	79.50	14.95	75.70	13.48
		153.0	91.00	18.17	87.90	17.29	85.00	16.28	83.20	15.62	79.50	14.94	75.70	13.49
		288.0	90.90	18.22	87.50	17.36	85.00	16.35	83.20	15.69	79.50	14.90	75.70	13.54
		360.1	91.50	18.17	87.70	17.31	85.00	16.30	83.20	15.64	79.50	14.95	75.70	13.59
		410.0	91.90	18.13	87.90	17.27	85.00	16.26	83.20	15.60	79.50	14.99	75.70	13.63
	15	115.2	91.50	15.72	88.30	15.15	85.00	14.59	83.20	14.09	79.50	13.44	75.70	12.20
		153.0	91.40	15.65	88.20	15.08	85.00	14.52	83.20	14.03	79.50	13.31	75.70	12.13
		288.0	90.80	15.41	87.50	14.85	85.00	14.28	83.20	13.81	79.50	12.85	75.70	11.89
		360.1	91.50	15.19	87.80	14.62	85.00	14.03	83.20	13.56	79.50	12.85	75.70	11.89
		410.0	92.00	15.04	88.00	14.46	85.00	13.86	83.20	13.39	79.50	12.85	75.70	11.89
	20	115.2	92.20	13.27	88.70	12.89	85.00	12.45	83.20	11.95	79.50	11.54	75.70	10.83
		153.0	92.10	13.27	88.50	12.85	85.00	12.38	83.20	11.89	79.50	11.41	75.70	10.70
		288.0	91.70	13.27	87.80	12.71	85.00	12.14	83.20	11.67	79.50	10.96	75.70	10.24
		360.1	92.00	13.05	88.00	12.61	85.00	12.14	83.20	11.67	79.50	10.96	75.70	10.24
		410.0	92.20	12.90	88.20	12.54	85.00	12.14	83.20	11.67	79.50	10.96	75.70	10.24
	25	115.2	93.70	11.60	89.80	10.99	85.00	10.52	83.20	9.99	79.50	9.59	75.70	8.88
		153.0	94.00	11.57	89.80	10.96	85.00	10.46	83.20	9.99	79.50	9.52	75.70	8.81
		288.0	94.80	11.48	89.80	10.86	85.00	10.24	83.20	9.99	79.50	9.28	75.70	8.57
		360.1	95.10	11.18	89.80	10.61	85.00	10.24	83.20	9.75	79.50	9.28	75.70	8.57
		410.0	95.30	10.97	89.80	10.44	85.00	10.24	83.20	9.59	79.50	9.28	75.70	8.57
	30	115.2	95.10	10.52	89.80	9.81	85.00	9.09	83.20	8.88	79.50	8.38	75.70	7.61
		153.0	95.10	10.46	89.80	9.75	85.00	9.03	83.20	8.81	79.50	8.32	75.70	7.61
		288.0	95.10	10.24	89.80	9.53	85.00	8.81	83.20	8.57	79.50	8.10	75.70	7.61
		360.1	95.10	9.99	89.80	9.28	85.00	8.81	83.20	8.57	79.50	8.10	75.70	7.39
		410.0	95.10	9.82	89.80	9.11	85.00	8.81	83.20	8.57	79.50	8.10	75.70	7.24
	35	115.2	95.10	9.59	89.80	8.88	85.00	8.16	83.20	7.91	79.50	7.45	75.70	6.95
		153.0	95.10	9.52	89.80	8.81	85.00	8.09	83.20	7.84	79.50	7.38	75.70	6.89
		288.0	95.10	9.28	89.80	8.57	85.00	7.86	83.20	7.61	79.50	7.14	75.70	6.67
		360.1	95.10	9.04	89.80	8.32	85.00	7.61	83.20	7.39	79.50	7.14	75.70	6.67
		410.0	95.10	8.88	89.80	8.15	85.00	7.44	83.20	7.24	79.50	7.14	75.70	6.67
	40	115.2	95.10	8.94	89.80	8.16	85.00	7.20	83.20	6.95	79.50	6.73	75.70	6.24
		153.0	95.10	8.80	89.80	8.09	85.00	7.13	83.20	6.89	79.50	6.66	75.70	6.18
		288.0	95.10	8.32	89.80	7.86	85.00	6.89	83.20	6.67	79.50	6.42	75.70	5.96
360.1		95.10	8.32	89.80	7.86	85.00	6.89	83.20	6.67	79.50	6.42	75.70	5.96	
410.0		95.10	8.32	89.80	7.86	85.00	6.89	83.20	6.67	79.50	6.42	75.70	5.96	
45	115.2	95.10	8.28	89.80	7.45	85.00	6.24	83.20	6.02	79.50	6.02	75.70	5.52	
	153.0	95.10	8.09	89.80	7.38	85.00	6.18	83.20	5.95	79.50	5.95	75.70	5.46	
	288.0	95.10	7.39	89.80	7.14	85.00	5.96	83.20	5.71	79.50	5.71	75.70	5.24	
	360.1	95.10	7.61	89.80	7.39	85.00	6.18	83.20	5.96	79.50	5.71	75.70	5.24	

7. Capacity Tables

Combi. (%)	Inlet Water Temp. (°C)	Water Flow Rate (LPM)	Indoor Air Temp. (°C, DB)											
			16.0		18.0		20.0		21.0		22.0		24.0	
			TC	PI	TC	PI	TC	PI	TC	PI	TC	PI	TC	PI
90	45	410.0	95.10	7.76	89.80	7.56	85.00	6.33	83.20	6.13	79.50	5.71	75.70	5.24
80	-5	115.2	34.00	10.02	31.80	9.63	30.10	9.23	29.70	8.92	29.50	8.50	29.00	7.83
		153.0	35.30	10.27	33.00	9.87	31.20	9.44	30.80	9.13	30.60	8.71	30.10	8.01
		288.0	39.70	11.13	37.20	10.68	35.20	10.22	34.80	9.87	34.70	9.43	34.00	8.66
		360.1	43.80	11.99	41.00	11.53	38.80	11.03	38.40	10.66	38.20	10.17	37.50	9.35
		410.0	46.70	12.58	43.70	12.11	41.30	11.58	40.90	11.20	40.60	10.68	39.90	9.83
	0	115.2	60.50	14.71	55.80	14.12	52.00	13.53	51.00	13.07	50.30	12.45	48.40	11.46
		153.0	60.90	14.75	56.20	14.16	52.30	13.57	51.30	13.11	50.60	12.49	48.70	11.50
		288.0	62.40	14.92	57.50	14.33	53.50	13.71	52.50	13.25	51.80	12.63	49.80	11.62
		360.1	63.30	14.92	58.30	14.33	54.40	13.71	53.30	13.25	52.70	12.63	50.70	11.62
		410.0	63.90	14.92	58.90	14.33	55.10	13.71	53.90	13.25	53.40	12.63	51.40	11.62
	5	115.2	83.80	15.99	79.00	15.39	75.50	14.69	74.00	14.20	70.80	13.54	67.20	12.46
		153.0	84.00	16.09	79.10	15.47	75.50	14.78	74.00	14.28	70.80	13.61	67.20	12.53
		288.0	84.70	16.42	79.80	15.76	75.70	15.10	74.00	14.58	70.80	13.89	67.20	12.80
		360.1	84.70	16.52	79.70	15.88	75.70	15.19	74.00	14.67	70.80	13.98	67.20	12.87
		410.0	84.70	16.59	79.60	15.96	75.70	15.25	74.00	14.73	70.80	14.04	67.20	12.92
	10	115.2	84.20	14.72	79.40	14.05	75.50	13.33	74.00	12.97	70.80	12.28	67.20	11.37
		153.0	84.30	14.69	79.50	14.03	75.50	13.34	74.00	12.98	70.80	12.29	67.20	11.38
		288.0	84.70	14.62	79.80	13.96	75.70	13.37	74.00	13.00	70.80	12.31	67.20	11.40
		360.1	84.70	14.58	79.70	14.00	75.70	13.41	74.00	12.92	70.80	12.23	67.20	11.33
		410.0	84.70	14.55	79.60	14.03	75.70	13.44	74.00	12.86	70.80	12.17	67.20	11.28
	15	115.2	84.70	13.44	79.70	12.72	75.70	11.95	74.00	11.73	70.80	11.02	67.20	10.30
		153.0	84.70	13.31	79.70	12.59	75.70	11.89	74.00	11.66	70.80	10.95	67.20	10.23
		288.0	84.70	12.85	79.70	12.14	75.70	11.67	74.00	11.43	70.80	10.71	67.20	9.99
		360.1	84.70	12.61	79.70	12.14	75.70	11.67	74.00	11.18	70.80	10.46	67.20	9.75
		410.0	84.70	12.45	79.70	12.14	75.70	11.67	74.00	11.01	70.80	10.29	67.20	9.59
	20	115.2	84.70	11.23	79.70	10.77	75.70	10.24	74.00	10.06	70.80	9.59	67.20	8.88
		153.0	84.70	11.17	79.70	10.70	75.70	10.24	74.00	9.99	70.80	9.52	67.20	8.81
		288.0	84.70	10.96	79.70	10.46	75.70	10.24	74.00	9.75	70.80	9.28	67.20	8.57
		360.1	84.70	10.71	79.70	10.24	75.70	9.99	74.00	9.75	70.80	9.04	67.20	8.57
		410.0	84.70	10.54	79.70	10.09	75.70	9.82	74.00	9.75	70.80	8.88	67.20	8.57
	25	115.2	84.70	10.06	79.70	9.35	75.70	8.81	74.00	8.63	70.80	8.16	67.20	7.66
		153.0	84.70	9.99	79.70	9.28	75.70	8.81	74.00	8.56	70.80	8.09	67.20	7.60
		288.0	84.70	9.75	79.70	9.04	75.70	8.81	74.00	8.32	70.80	7.86	67.20	7.39
		360.1	84.70	9.53	79.70	9.04	75.70	8.57	74.00	8.32	70.80	7.86	67.20	7.39
		410.0	84.70	9.38	79.70	9.04	75.70	8.41	74.00	8.32	70.80	7.86	67.20	7.39
	30	115.2	84.70	8.88	79.70	8.38	75.70	7.91	74.00	7.66	70.80	7.20	67.20	6.73
		153.0	84.70	8.81	79.70	8.32	75.70	7.84	74.00	7.60	70.80	7.13	67.20	6.66
		288.0	84.70	8.57	79.70	8.10	75.70	7.61	74.00	7.39	70.80	6.89	67.20	6.42
		360.1	84.70	8.57	79.70	8.10	75.70	7.61	74.00	7.39	70.80	6.89	67.20	6.42
		410.0	84.70	8.57	79.70	8.10	75.70	7.61	74.00	7.39	70.80	6.89	67.20	6.42
	35	115.2	84.70	8.16	79.70	7.66	75.70	6.95	74.00	6.67	70.80	6.49	67.20	5.96
		153.0	84.70	8.09	79.70	7.60	75.70	6.89	74.00	6.67	70.80	6.42	67.20	5.96
		288.0	84.70	7.86	79.70	7.39	75.70	6.67	74.00	6.67	70.80	6.18	67.20	5.96
		360.1	84.70	7.86	79.70	7.14	75.70	6.67	74.00	6.42	70.80	6.18	67.20	5.71
		410.0	84.70	7.86	79.70	6.97	75.70	6.67	74.00	6.25	70.80	6.18	67.20	5.54
	40	115.2	84.70	7.73	79.70	6.95	75.70	6.18	74.00	6.24	70.80	5.71	67.20	5.52
		153.0	84.70	7.60	79.70	6.89	75.70	6.18	74.00	6.18	70.80	5.71	67.20	5.46
		288.0	84.70	7.14	79.70	6.67	75.70	6.18	74.00	5.96	70.80	5.71	67.20	5.24
360.1		84.70	7.14	79.70	6.67	75.70	5.96	74.00	5.96	70.80	5.71	67.20	5.24	
410.0		84.70	7.14	79.70	6.67	75.70	5.81	74.00	5.96	70.80	5.71	67.20	5.24	
45	115.2	84.70	7.32	79.70	6.24	75.70	5.40	74.00	5.83	70.80	4.93	67.20	5.11	
	153.0	84.70	7.12	79.70	6.18	75.70	5.47	74.00	5.70	70.80	5.00	67.20	4.98	
	288.0	84.70	6.42	79.70	5.96	75.70	5.71	74.00	5.24	70.80	5.24	67.20	4.53	
	360.1	84.70	6.42	79.70	6.18	75.70	5.24	74.00	5.47	70.80	5.24	67.20	4.75	

7. Capacity Tables

Combi. (%)	Inlet Water Temp. (°C)	Water Flow Rate (LPM)	Indoor Air Temp. (°C, DB)											
			16.0		18.0		20.0		21.0		22.0		24.0	
			TC	PI	TC	PI	TC	PI	TC	PI	TC	PI	TC	PI
80	45	410.0	84.70	6.42	79.70	6.33	75.70	4.92	74.00	5.63	70.80	5.24	67.20	4.90
	-5	115.2	29.50	8.60	27.80	8.19	26.30	7.93	26.00	7.47	25.80	7.21	25.50	6.55
		153.0	30.60	8.81	28.80	8.39	27.30	8.12	27.00	7.65	26.80	7.38	26.40	6.70
		288.0	34.70	9.53	32.50	9.09	30.70	8.79	30.40	8.27	30.20	7.98	29.70	7.27
		360.1	38.30	10.29	36.00	9.80	34.00	9.48	33.70	8.91	33.40	8.62	32.80	7.83
		410.0	40.80	10.81	38.40	10.29	36.30	9.96	36.00	9.35	35.60	9.06	34.90	8.22
	0	115.2	53.00	12.59	49.00	12.01	45.50	11.61	44.70	10.92	44.00	10.56	42.40	9.60
		153.0	53.30	12.63	49.30	12.05	45.80	11.65	45.00	10.96	44.30	10.59	42.70	9.63
		288.0	54.50	12.78	50.30	12.17	46.80	11.79	46.00	11.08	45.30	10.71	43.60	9.73
		360.1	55.30	12.78	51.20	12.17	47.50	11.79	46.70	11.08	46.00	10.71	44.30	9.73
410.0		55.90	12.78	51.90	12.17	48.00	11.79	47.20	11.08	46.50	10.71	44.80	9.73	
5	115.2	73.20	13.72	69.30	13.05	66.00	12.64	64.60	11.91	61.70	11.48	58.80	10.43	
	153.0	73.30	13.79	69.40	13.12	66.00	12.71	64.60	11.97	61.70	11.55	58.80	10.49	
	288.0	74.00	14.05	70.00	13.39	66.10	12.97	64.60	12.19	61.70	11.79	58.80	10.71	
	360.1	74.00	14.15	69.90	13.49	66.10	13.07	64.60	12.28	61.70	11.87	58.80	10.79	
	410.0	74.00	14.22	69.80	13.56	66.10	13.14	64.60	12.34	61.70	11.93	58.80	10.85	
10	115.2	73.50	12.63	69.50	11.94	66.10	11.50	64.60	10.86	61.70	10.41	58.80	9.53	
	153.0	73.60	12.60	69.60	11.91	66.10	11.47	64.60	10.86	61.70	10.41	58.80	9.53	
	288.0	74.00	12.51	69.90	11.82	66.10	11.38	64.60	10.86	61.70	10.41	58.80	9.53	
	360.1	74.00	12.56	69.90	11.87	66.10	11.43	64.60	10.91	61.70	10.34	58.80	9.55	
	410.0	74.00	12.60	69.90	11.91	66.10	11.47	64.60	10.95	61.70	10.29	58.80	9.57	
15	115.2	74.00	11.54	69.90	10.83	66.10	10.37	64.60	9.81	61.70	9.35	58.80	8.63	
	153.0	74.00	11.41	69.90	10.70	66.10	10.23	64.60	9.75	61.70	9.28	58.80	8.56	
	288.0	74.00	10.96	69.90	10.24	66.10	9.75	64.60	9.53	61.70	9.04	58.80	8.32	
	360.1	74.00	10.96	69.90	10.24	66.10	9.75	64.60	9.53	61.70	8.81	58.80	8.32	
	410.0	74.00	10.96	69.90	10.24	66.10	9.75	64.60	9.53	61.70	8.65	58.80	8.32	
70	20	115.2	74.00	9.59	69.90	9.09	66.10	8.88	64.60	8.63	61.70	8.16	58.80	7.66
		153.0	74.00	9.52	69.90	9.03	66.10	8.81	64.60	8.56	61.70	8.09	58.80	7.60
		288.0	74.00	9.28	69.90	8.81	66.10	8.57	64.60	8.32	61.70	7.86	58.80	7.39
		360.1	74.00	9.28	69.90	8.81	66.10	8.57	64.60	8.10	61.70	7.86	58.80	7.14
		410.0	74.00	9.28	69.90	8.81	66.10	8.57	64.60	7.95	61.70	7.86	58.80	6.97
	25	115.2	74.00	8.63	69.90	8.16	66.10	7.66	64.60	7.45	61.70	6.89	58.80	6.42
		153.0	74.00	8.56	69.90	8.09	66.10	7.60	64.60	7.38	61.70	6.89	58.80	6.42
		288.0	74.00	8.32	69.90	7.86	66.10	7.39	64.60	7.14	61.70	6.89	58.80	6.42
		360.1	74.00	8.10	69.90	7.61	66.10	7.39	64.60	7.14	61.70	6.67	58.80	6.42
		410.0	74.00	7.95	69.90	7.44	66.10	7.39	64.60	7.14	61.70	6.52	58.80	6.42
30	115.2	74.00	7.66	69.90	7.20	66.10	6.73	64.60	6.42	61.70	6.24	58.80	5.71	
	153.0	74.00	7.60	69.90	7.13	66.10	6.66	64.60	6.42	61.70	6.18	58.80	5.71	
	288.0	74.00	7.39	69.90	6.89	66.10	6.42	64.60	6.42	61.70	5.96	58.80	5.71	
	360.1	74.00	7.39	69.90	6.89	66.10	6.42	64.60	6.18	61.70	5.96	58.80	5.71	
	410.0	74.00	7.39	69.90	6.89	66.10	6.42	64.60	6.02	61.70	5.96	58.80	5.71	
35	115.2	74.00	6.95	69.90	6.49	66.10	5.96	64.60	6.02	61.70	5.47	58.80	5.31	
	153.0	74.00	6.89	69.90	6.42	66.10	5.96	64.60	5.95	61.70	5.47	58.80	5.24	
	288.0	74.00	6.67	69.90	6.18	66.10	5.96	64.60	5.71	61.70	5.47	58.80	5.00	
	360.1	74.00	6.67	69.90	6.18	66.10	5.71	64.60	5.71	61.70	5.47	58.80	5.00	
	410.0	74.00	6.67	69.90	6.18	66.10	5.54	64.60	5.71	61.70	5.47	58.80	5.00	
40	115.2	74.00	6.49	69.90	6.02	66.10	5.52	64.60	5.24	61.70	5.00	58.80	4.81	
	153.0	74.00	6.42	69.90	5.95	66.10	5.46	64.60	5.24	61.70	5.00	58.80	4.75	
	288.0	74.00	6.18	69.90	5.71	66.10	5.24	64.60	5.24	61.70	5.00	58.80	4.53	
	360.1	74.00	6.18	69.90	5.71	66.10	5.24	64.60	5.00	61.70	4.75	58.80	4.53	
	410.0	74.00	6.18	69.90	5.71	66.10	5.24	64.60	4.84	61.70	4.58	58.80	4.53	
45	115.2	74.00	6.02	69.90	5.52	66.10	5.11	64.60	4.47	61.70	4.53	58.80	4.34	
	153.0	74.00	5.95	69.90	5.46	66.10	4.98	64.60	4.53	61.70	4.53	58.80	4.27	
	288.0	74.00	5.71	69.90	5.24	66.10	4.53	64.60	4.75	61.70	4.53	58.80	4.04	
	360.1	74.00	5.71	69.90	5.24	66.10	4.75	64.60	4.29	61.70	4.04	58.80	4.04	

7. Capacity Tables

Combi. (%)	Inlet Water Temp. (°C)	Water Flow Rate (LPM)	Indoor Air Temp. (°C, DB)											
			16.0		18.0		20.0		21.0		22.0		24.0	
			TC	PI	TC	PI	TC	PI	TC	PI	TC	PI	TC	PI
70	45	410.0	74.00	5.71	69.90	5.24	66.10	4.90	64.60	3.98	61.70	3.71	58.80	4.04
60	-5	115.2	25.40	6.99	23.80	6.72	22.50	6.45	22.30	6.00	22.20	5.90	21.70	5.27
		153.0	26.40	7.16	24.70	6.88	23.30	6.60	23.10	6.14	23.00	6.04	22.50	5.40
		288.0	29.80	7.76	27.80	7.46	26.30	7.17	26.10	6.65	26.00	6.55	25.50	5.86
		360.1	32.90	8.35	30.80	8.05	29.20	7.73	28.80	7.19	28.70	7.06	28.20	6.30
		410.0	35.10	8.76	32.90	8.46	31.20	8.12	30.70	7.56	30.60	7.41	30.10	6.60
	0	115.2	45.50	10.24	41.80	9.87	39.00	9.45	38.30	8.79	37.80	8.66	36.30	7.73
		153.0	45.80	10.27	42.10	9.90	39.30	9.48	38.60	8.82	38.10	8.69	36.60	7.76
		288.0	46.80	10.39	43.00	9.99	40.30	9.60	39.40	8.91	38.80	8.79	37.30	7.83
		360.1	47.50	10.39	43.80	9.99	40.90	9.60	40.00	8.91	39.50	8.79	38.00	7.83
		410.0	48.00	10.39	44.40	9.99	41.40	9.60	40.40	8.91	40.00	8.79	38.50	7.83
	5	115.2	62.80	11.15	59.20	10.73	56.80	10.28	55.40	9.58	53.00	9.43	50.50	8.40
		153.0	62.90	11.21	59.30	10.79	56.80	10.34	55.40	9.63	53.00	9.49	50.50	8.44
		288.0	63.50	11.43	59.80	11.01	56.80	10.56	55.40	9.82	53.00	9.68	50.50	8.62
		360.1	63.50	11.53	59.70	11.08	56.80	10.63	55.40	9.89	53.00	9.73	50.50	8.69
		410.0	63.50	11.60	59.60	11.13	56.80	10.68	55.40	9.94	53.00	9.77	50.50	8.74
	10	115.2	63.20	10.24	59.50	9.80	56.80	9.33	55.40	8.71	53.00	8.55	50.50	7.66
		153.0	63.30	10.24	59.60	9.80	56.80	9.33	55.40	8.74	53.00	8.54	50.50	7.69
		288.0	63.50	10.24	59.80	9.80	56.80	9.33	55.40	8.84	53.00	8.52	50.50	7.76
		360.1	63.50	10.27	59.70	9.70	56.80	9.23	55.40	8.74	53.00	8.45	50.50	7.68
		410.0	63.50	10.29	59.60	9.63	56.80	9.16	55.40	8.67	53.00	8.40	50.50	7.62
	15	115.2	63.50	9.35	59.70	8.88	56.80	8.38	55.40	7.86	53.00	7.66	50.50	6.89
		153.0	63.50	9.28	59.70	8.81	56.80	8.32	55.40	7.86	53.00	7.60	50.50	6.89
		288.0	63.50	9.04	59.70	8.57	56.80	8.10	55.40	7.86	53.00	7.39	50.50	6.89
		360.1	63.50	9.04	59.70	8.32	56.80	7.86	55.40	7.61	53.00	7.14	50.50	6.67
		410.0	63.50	9.04	59.70	8.15	56.80	7.70	55.40	7.44	53.00	6.97	50.50	6.52
	20	115.2	63.50	8.16	59.70	7.66	56.80	7.20	55.40	6.95	53.00	6.73	50.50	6.24
		153.0	63.50	8.09	59.70	7.60	56.80	7.13	55.40	6.89	53.00	6.66	50.50	6.18
		288.0	63.50	7.86	59.70	7.39	56.80	6.89	55.40	6.67	53.00	6.42	50.50	5.96
		360.1	63.50	7.86	59.70	7.39	56.80	6.89	55.40	6.67	53.00	6.42	50.50	5.96
		410.0	63.50	7.86	59.70	7.39	56.80	6.89	55.40	6.67	53.00	6.42	50.50	5.96
	25	115.2	63.50	7.20	59.70	6.73	56.80	6.18	55.40	6.24	53.00	5.71	50.50	5.52
		153.0	63.50	7.13	59.70	6.66	56.80	6.18	55.40	6.18	53.00	5.71	50.50	5.46
		288.0	63.50	6.89	59.70	6.42	56.80	6.18	55.40	5.96	53.00	5.71	50.50	5.24
		360.1	63.50	6.89	59.70	6.42	56.80	5.96	55.40	5.96	53.00	5.71	50.50	5.24
		410.0	63.50	6.89	59.70	6.42	56.80	5.81	55.40	5.96	53.00	5.71	50.50	5.24
	30	115.2	63.50	6.49	59.70	6.02	56.80	5.78	55.40	5.52	53.00	5.31	50.50	5.06
		153.0	63.50	6.42	59.70	5.95	56.80	5.71	55.40	5.46	53.00	5.24	50.50	4.99
		288.0	63.50	6.18	59.70	5.71	56.80	5.47	55.40	5.24	53.00	5.00	50.50	4.75
		360.1	63.50	6.18	59.70	5.71	56.80	5.47	55.40	5.24	53.00	5.00	50.50	4.75
		410.0	63.50	6.18	59.70	5.71	56.80	5.47	55.40	5.24	53.00	5.00	50.50	4.75
	35	115.2	63.50	5.71	59.70	5.52	56.80	5.00	55.40	5.06	53.00	4.81	50.50	4.59
		153.0	63.50	5.71	59.70	5.46	56.80	5.00	55.40	4.99	53.00	4.75	50.50	4.52
		288.0	63.50	5.71	59.70	5.24	56.80	5.00	55.40	4.75	53.00	4.53	50.50	4.29
		360.1	63.50	5.71	59.70	5.24	56.80	4.75	55.40	4.75	53.00	4.53	50.50	4.29
		410.0	63.50	5.71	59.70	5.24	56.80	4.58	55.40	4.75	53.00	4.53	50.50	4.29
	40	115.2	63.50	5.24	59.70	5.06	56.80	4.53	55.40	4.59	53.00	4.34	50.50	4.04
		153.0	63.50	5.24	59.70	4.99	56.80	4.53	55.40	4.52	53.00	4.27	50.50	4.04
		288.0	63.50	5.24	59.70	4.75	56.80	4.53	55.40	4.29	53.00	4.04	50.50	4.04
360.1		63.50	5.24	59.70	4.75	56.80	4.53	55.40	4.29	53.00	4.04	50.50	4.04	
410.0		63.50	5.24	59.70	4.75	56.80	4.53	55.40	4.29	53.00	4.04	50.50	4.04	
45	115.2	63.50	4.75	59.70	4.59	56.80	4.04	55.40	4.09	53.00	3.88	50.50	3.51	
	153.0	63.50	4.75	59.70	4.52	56.80	4.04	55.40	4.03	53.00	3.81	50.50	3.58	
	288.0	63.50	4.75	59.70	4.29	56.80	4.04	55.40	3.82	53.00	3.57	50.50	3.82	
	360.1	63.50	4.75	59.70	4.29	56.80	4.29	55.40	3.82	53.00	3.57	50.50	3.82	

7. Capacity Tables

Combi. (%)	Inlet Water Temp. (°C)	Water Flow Rate (LPM)	Indoor Air Temp. (°C, DB)											
			16.0		18.0		20.0		21.0		22.0		24.0	
			TC	PI	TC	PI	TC	PI	TC	PI	TC	PI	TC	PI
60	45	410.0	63.50	4.75	59.70	4.29	56.80	4.46	55.40	3.82	53.00	3.57	50.50	3.82
		115.2	21.20	5.57	19.90	5.27	18.80	4.99	18.50	4.72	18.50	4.44	18.10	4.19
50	-5	153.0	21.90	5.70	20.60	5.40	19.50	5.10	19.20	4.83	19.20	4.55	18.80	4.29
		288.0	24.70	6.16	23.20	5.86	22.00	5.52	21.70	5.24	21.70	4.93	21.20	4.63
		360.1	27.30	6.65	25.70	6.30	24.30	5.96	24.00	5.66	23.80	5.29	23.50	5.00
		410.0	29.10	6.98	27.40	6.60	25.90	6.26	25.60	5.95	25.20	5.54	25.10	5.26
		115.2	37.80	8.16	35.00	7.73	32.50	7.29	31.80	6.91	31.30	6.50	30.20	6.14
	0	153.0	38.10	8.18	35.30	7.76	32.80	7.32	32.10	6.94	31.60	6.53	30.40	6.16
		288.0	38.80	8.25	36.00	7.83	33.50	7.42	32.80	7.04	32.30	6.60	31.10	6.23
		360.1	39.50	8.25	36.50	7.83	34.00	7.42	33.30	7.04	32.80	6.60	31.70	6.23
		410.0	40.00	8.25	36.90	7.83	34.40	7.42	33.70	7.04	33.20	6.60	32.20	6.23
		115.2	52.20	8.87	49.50	8.40	47.20	7.93	46.00	7.55	44.00	7.09	42.00	6.66
	5	153.0	52.30	8.91	49.60	8.44	47.20	7.98	46.00	7.59	44.00	7.12	42.00	6.70
		288.0	52.70	9.09	50.00	8.62	47.30	8.15	46.00	7.73	44.00	7.24	42.00	6.84
		360.1	52.70	9.16	49.80	8.69	47.30	8.20	46.00	7.78	44.00	7.32	42.00	6.89
		410.0	52.70	9.21	49.60	8.74	47.30	8.24	46.00	7.82	44.00	7.38	42.00	6.93
		115.2	52.50	8.16	49.60	7.68	47.20	7.22	46.00	6.91	44.00	6.39	42.00	6.09
	10	153.0	52.50	8.15	49.70	7.68	47.20	7.21	46.00	6.90	44.00	6.40	42.00	6.08
		288.0	52.70	8.10	50.00	7.66	47.30	7.17	46.00	6.84	44.00	6.47	42.00	6.03
		360.1	52.70	8.15	49.80	7.68	47.30	7.19	46.00	6.86	44.00	6.37	42.00	6.06
		410.0	52.70	8.19	49.60	7.70	47.30	7.21	46.00	6.88	44.00	6.30	42.00	6.08
		115.2	52.70	7.45	49.80	6.95	47.30	6.49	46.00	6.24	44.00	5.71	42.00	5.52
	15	153.0	52.70	7.38	49.80	6.89	47.30	6.42	46.00	6.18	44.00	5.71	42.00	5.46
		288.0	52.70	7.14	49.80	6.67	47.30	6.18	46.00	5.96	44.00	5.71	42.00	5.24
		360.1	52.70	7.14	49.80	6.67	47.30	6.18	46.00	5.96	44.00	5.47	42.00	5.24
		410.0	52.70	7.14	49.80	6.67	47.30	6.18	46.00	5.96	44.00	5.31	42.00	5.24
		115.2	52.70	6.49	49.80	6.02	47.30	5.78	46.00	5.52	44.00	5.31	42.00	4.75
	20	153.0	52.70	6.42	49.80	5.95	47.30	5.71	46.00	5.46	44.00	5.24	42.00	4.75
		288.0	52.70	6.18	49.80	5.71	47.30	5.47	46.00	5.24	44.00	5.00	42.00	4.75
		360.1	52.70	6.18	49.80	5.71	47.30	5.47	46.00	5.24	44.00	5.00	42.00	4.75
		410.0	52.70	6.18	49.80	5.71	47.30	5.47	46.00	5.24	44.00	5.00	42.00	4.75
		115.2	52.70	5.78	49.80	5.24	47.30	5.06	46.00	4.75	44.00	4.53	42.00	4.29
	25	153.0	52.70	5.71	49.80	5.24	47.30	4.99	46.00	4.75	44.00	4.53	42.00	4.29
		288.0	52.70	5.47	49.80	5.24	47.30	4.75	46.00	4.75	44.00	4.53	42.00	4.29
		360.1	52.70	5.47	49.80	5.24	47.30	4.75	46.00	4.75	44.00	4.53	42.00	4.29
		410.0	52.70	5.47	49.80	5.24	47.30	4.75	46.00	4.75	44.00	4.53	42.00	4.29
		115.2	52.70	5.31	49.80	4.81	47.30	4.59	46.00	4.29	44.00	4.34	42.00	4.09
	30	153.0	52.70	5.24	49.80	4.75	47.30	4.52	46.00	4.29	44.00	4.27	42.00	4.03
		288.0	52.70	5.00	49.80	4.53	47.30	4.29	46.00	4.29	44.00	4.04	42.00	3.82
		360.1	52.70	5.00	49.80	4.53	47.30	4.29	46.00	4.29	44.00	4.04	42.00	3.82
		410.0	52.70	5.00	49.80	4.53	47.30	4.29	46.00	4.29	44.00	4.04	42.00	3.82
		115.2	52.70	4.81	49.80	4.29	47.30	4.04	46.00	4.09	44.00	3.82	42.00	3.57
	35	153.0	52.70	4.75	49.80	4.29	47.30	4.04	46.00	4.03	44.00	3.82	42.00	3.57
		288.0	52.70	4.53	49.80	4.29	47.30	4.04	46.00	3.82	44.00	3.82	42.00	3.57
		360.1	52.70	4.53	49.80	4.29	47.30	4.04	46.00	3.82	44.00	3.82	42.00	3.57
		410.0	52.70	4.53	49.80	4.29	47.30	4.04	46.00	3.82	44.00	3.82	42.00	3.57
		115.2	52.70	4.34	49.80	4.09	47.30	3.88	46.00	3.57	44.00	3.63	42.00	3.32
	40	153.0	52.70	4.27	49.80	4.03	47.30	3.81	46.00	3.57	44.00	3.56	42.00	3.32
		288.0	52.70	4.04	49.80	3.82	47.30	3.57	46.00	3.57	44.00	3.32	42.00	3.32
		360.1	52.70	4.04	49.80	3.82	47.30	3.57	46.00	3.57	44.00	3.32	42.00	3.32
410.0		52.70	4.04	49.80	3.82	47.30	3.57	46.00	3.57	44.00	3.32	42.00	3.32	
115.2		52.70	3.88	49.80	3.94	47.30	3.69	46.00	3.05	44.00	3.44	42.00	3.10	
45	153.0	52.70	3.81	49.80	3.80	47.30	3.56	46.00	3.11	44.00	3.31	42.00	3.10	
	288.0	52.70	3.57	49.80	3.32	47.30	3.10	46.00	3.32	44.00	2.85	42.00	3.10	
	360.1	52.70	3.57	49.80	3.32	47.30	3.10	46.00	3.32	44.00	2.85	42.00	3.10	

7. Capacity Tables

Combi. (%)	Inlet Water Temp. (°C)	Water Flow Rate (LPM)	Indoor Air Temp. (°C, DB)											
			16.0		18.0		20.0		21.0		22.0		24.0	
			TC	PI	TC	PI	TC	PI	TC	PI	TC	PI	TC	PI
50	45	410.0	52.70	3.57	49.80	3.32	47.30	3.10	46.00	3.32	44.00	2.85	42.00	3.10

Note

- TC: Total Capacity(kW), PI : Power Input(kW)
- Capacity tables show the average value of conditions which may occur.
- The minimum flow rate of the product is based on 50% of the rated flow rate or the value indicated in the specification table, whichever is greater.
However, when the 'Variable Water Flow Valve Control KIT' is applied, the minimum flow rate is allowed to 40% (gray colored area) of the rated flow rate.
- If the flow rate is less than minimum flow rate and the indoor unit combination ratio exceeds 130%, ask to LG Electronics even if the 'Variable Water Flow Valve Control KIT' is applied.

7. Capacity Tables

CRWM320LAS5

Combi. (%)	Inlet Water Temp. (°C)	Water Flow Rate (LPM)	Indoor Air Temp. (°C, DB)											
			16.0		18.0		20.0		21.0		22.0		24.0	
			TC	PI	TC	PI	TC	PI	TC	PI	TC	PI	TC	PI
130	-5	122.8	47.70	17.39	47.40	16.38	47.00	15.24	46.40	14.79	47.00	14.41	45.60	12.92
		153.0	49.10	17.64	48.70	16.64	48.30	15.51	47.70	15.06	48.30	14.66	46.90	13.15
		307.0	55.80	18.90	55.30	17.96	55.00	16.90	54.30	16.41	54.90	15.95	53.60	14.32
		355.0	61.70	20.10	61.10	19.18	60.80	18.22	60.00	17.72	60.80	17.21	59.20	15.44
		410.0	69.30	21.66	68.50	20.77	68.20	19.94	67.30	19.43	68.40	18.85	66.40	16.90
	0	122.8	85.10	23.79	83.20	23.09	81.50	22.33	79.70	21.70	80.00	21.10	76.30	18.90
		153.0	85.60	23.85	83.60	23.13	81.90	22.39	80.10	21.76	80.40	21.15	76.70	18.94
		307.0	87.80	24.11	85.60	23.37	83.80	22.65	82.10	22.02	82.40	21.39	78.70	19.18
		355.0	89.10	24.11	86.90	23.37	85.10	22.65	83.20	22.02	83.50	21.39	79.80	19.18
		410.0	90.80	24.11	88.60	23.37	86.80	22.65	84.70	22.02	85.00	21.39	81.30	19.18
	5	122.8	122.7	25.57	120.8	24.94	118.3	24.31	115.4	23.62	112.2	22.97	106.1	20.56
		153.0	123.0	25.66	121.0	25.04	118.3	24.41	115.4	23.72	112.2	23.06	106.1	20.65
		307.0	124.8	26.14	121.9	25.52	118.4	24.92	115.4	24.23	112.2	23.54	106.1	21.11
		355.0	125.6	26.32	122.3	25.69	118.4	25.09	115.4	24.40	112.2	23.71	106.1	21.25
		410.0	126.7	26.55	122.8	25.91	118.4	25.31	115.4	24.62	112.2	23.93	106.1	21.44
	10	122.8	122.9	23.27	120.8	22.49	117.9	22.07	114.9	21.57	111.8	20.83	105.6	18.80
		153.0	123.5	23.24	121.3	22.50	118.3	22.10	115.3	21.57	112.1	20.82	105.9	18.79
		307.0	126.5	23.06	123.7	22.59	120.3	22.28	117.3	21.54	113.9	20.76	107.7	18.73
		355.0	127.2	23.37	124.5	22.91	121.1	22.37	117.8	21.62	114.7	21.11	108.3	19.62
		410.0	128.1	23.78	125.6	23.33	122.2	22.49	118.5	21.73	115.8	21.57	109.1	20.78
	15	122.8	123.0	20.97	120.9	20.08	117.5	19.86	114.4	19.53	111.4	18.70	105.1	17.04
		153.0	123.8	20.80	121.7	20.01	118.3	19.83	115.2	19.41	112.2	18.58	105.9	16.92
		307.0	128.1	19.93	125.4	19.65	122.2	19.65	119.1	18.82	115.7	17.98	109.4	16.32
		355.0	128.8	20.41	126.7	20.10	123.7	19.65	120.3	18.82	117.3	18.50	110.7	17.98
		410.0	129.7	21.04	128.4	20.69	125.6	19.65	121.9	18.82	119.3	19.18	112.4	20.14
	20	122.8	127.7	19.24	125.4	18.34	122.1	17.95	118.7	17.36	115.2	16.98	108.5	16.46
		153.0	128.5	19.13	126.2	18.33	122.9	17.94	119.5	17.42	116.0	17.07	109.3	16.35
		307.0	132.8	18.56	130.4	18.28	126.7	17.87	123.4	17.72	120.3	17.56	113.4	15.78
		355.0	133.3	18.56	131.4	18.28	128.3	17.98	124.6	17.72	121.3	17.56	114.4	16.78
		410.0	134.0	18.56	132.7	18.28	130.3	18.13	126.2	17.72	122.6	17.56	115.7	18.08
	25	122.8	134.9	18.34	131.4	17.81	128.3	17.51	125.8	17.22	123.0	16.97	116.0	15.86
		153.0	134.9	18.28	131.4	17.78	128.3	17.45	125.8	17.16	123.0	16.91	116.0	15.80
		307.0	134.9	17.98	131.4	17.66	128.3	17.15	125.8	16.90	123.0	16.61	116.0	15.50
		355.0	134.9	17.72	131.4	17.21	128.3	16.90	125.8	16.61	123.0	16.32	116.0	15.24
		410.0	134.9	17.39	131.4	16.62	128.3	16.58	125.8	16.24	123.0	15.95	116.0	14.91
	30	122.8	134.9	17.87	131.4	16.98	128.3	16.82	125.8	16.39	123.0	16.21	116.0	15.09
		153.0	134.9	17.75	131.4	16.95	128.3	16.74	125.8	16.34	123.0	16.09	116.0	14.97
		307.0	134.9	17.15	131.4	16.84	128.3	16.32	125.8	16.07	123.0	15.50	116.0	14.40
		355.0	134.9	16.90	131.4	16.38	128.3	16.07	125.8	15.78	123.0	15.50	116.0	14.40
		410.0	134.9	16.58	131.4	15.78	128.3	15.75	125.8	15.41	123.0	15.50	116.0	14.40
	35	122.8	134.9	17.04	131.4	16.47	128.3	16.14	125.8	15.56	123.0	15.02	116.0	13.97
		153.0	134.9	16.92	131.4	16.40	128.3	16.08	125.8	15.51	123.0	14.96	116.0	13.86
		307.0	134.9	16.32	131.4	16.01	128.3	15.78	125.8	15.24	123.0	14.66	116.0	13.29
		355.0	134.9	16.32	131.4	15.84	128.3	15.50	125.8	14.95	123.0	14.40	116.0	13.29
		410.0	134.9	16.32	131.4	15.63	128.3	15.14	125.8	14.58	123.0	14.07	116.0	13.29
	40	122.8	134.9	16.46	131.4	15.94	128.3	15.63	125.8	15.09	123.0	14.55	116.0	13.14
		153.0	134.9	16.35	131.4	15.86	128.3	15.52	125.8	14.97	123.0	14.43	116.0	13.03
		307.0	134.9	15.78	131.4	15.44	128.3	14.95	125.8	14.40	123.0	13.83	116.0	12.46
		355.0	134.9	15.50	131.4	15.18	128.3	14.95	125.8	14.40	123.0	13.83	116.0	12.46
		410.0	134.9	15.14	131.4	14.85	128.3	14.95	125.8	14.40	123.0	13.83	116.0	12.46
45	122.8	134.9	15.92	131.4	15.39	128.3	15.15	125.8	14.61	123.0	14.04	116.0	12.31	
	153.0	134.9	15.81	131.4	15.31	128.3	14.99	125.8	14.44	123.0	13.87	116.0	12.20	
	307.0	134.9	15.24	131.4	14.89	128.3	14.12	125.8	13.57	123.0	13.00	116.0	11.63	
	355.0	134.9	14.66	131.4	14.52	128.3	14.40	125.8	13.83	123.0	13.29	116.0	11.63	

7. Capacity Tables

Combi. (%)	Inlet Water Temp. (°C)	Water Flow Rate (LPM)	Indoor Air Temp. (°C, DB)											
			16.0		18.0		20.0		21.0		22.0		24.0	
			TC	PI	TC	PI	TC	PI	TC	PI	TC	PI	TC	PI
130	45	410.0	134.9	13.91	131.4	14.04	128.3	14.77	125.8	14.17	123.0	13.67	116.0	11.63
120	-5	122.8	45.30	17.39	45.00	16.38	44.70	15.24	44.20	14.60	44.50	14.18	43.30	12.69
		153.0	46.60	17.64	46.20	16.64	45.90	15.51	45.40	14.86	45.80	14.43	44.50	12.92
		307.0	53.10	18.90	52.60	17.96	52.30	16.90	51.70	16.18	52.20	15.72	50.70	14.09
		355.0	58.60	20.10	58.10	19.18	57.80	18.22	57.10	17.47	57.60	16.96	56.00	15.18
		410.0	65.60	21.66	65.10	20.77	64.80	19.94	64.00	19.15	64.50	18.57	62.80	16.61
	0	122.8	81.00	23.79	79.00	23.09	77.30	22.33	75.80	21.39	75.80	20.79	72.30	18.58
		153.0	81.40	23.85	79.40	23.13	77.70	22.39	76.10	21.45	76.10	20.84	72.60	18.63
		307.0	83.40	24.11	81.40	23.37	79.70	22.65	78.10	21.71	78.10	21.08	74.60	18.88
		355.0	84.70	24.11	82.70	23.37	80.90	22.65	79.20	21.71	79.20	21.08	75.70	18.88
		410.0	86.40	24.11	84.40	23.37	82.50	22.65	80.70	21.71	80.70	21.08	77.20	18.88
	5	122.8	116.8	25.57	115.0	24.94	112.5	24.31	109.8	23.27	106.4	22.62	100.5	20.26
		153.0	117.1	25.66	115.2	25.04	112.5	24.41	109.8	23.37	106.4	22.71	100.5	20.35
		307.0	118.9	26.14	116.1	25.52	112.5	24.92	109.8	23.88	106.4	23.19	100.5	20.76
		355.0	119.5	26.32	115.4	25.69	112.5	25.09	109.8	24.05	106.4	23.37	100.5	20.91
		410.0	120.3	26.55	114.5	25.91	112.5	25.31	109.8	24.27	106.4	23.60	100.5	21.11
	10	122.8	117.3	22.97	115.0	22.34	112.2	21.89	109.5	21.22	106.1	20.52	100.3	18.45
		153.0	117.8	23.04	115.4	22.41	112.5	21.95	109.8	21.25	106.4	20.51	100.5	18.46
		307.0	120.0	23.37	117.4	22.77	113.8	22.28	111.0	21.36	107.5	20.44	101.6	18.56
		355.0	120.6	23.28	117.0	22.77	114.2	22.37	111.5	21.45	108.0	20.53	102.1	19.18
		410.0	121.4	23.16	116.5	22.77	114.8	22.49	112.2	21.57	108.7	20.65	102.8	19.99
	15	122.8	117.6	20.38	115.2	19.77	111.9	19.47	109.1	19.18	105.8	18.41	100.0	16.68
		153.0	118.2	20.41	115.8	19.81	112.4	19.50	109.6	19.12	106.3	18.29	100.5	16.62
		307.0	121.0	20.59	118.7	19.99	115.0	19.65	112.2	18.82	108.5	17.72	102.7	16.32
		355.0	121.6	20.28	118.6	19.81	116.0	19.65	113.1	18.82	109.4	17.72	103.7	17.44
		410.0	122.4	19.88	118.5	19.58	117.3	19.65	114.3	18.82	110.6	17.72	105.0	18.90
	20	122.8	120.8	18.33	118.6	17.54	115.0	17.08	111.8	16.83	108.2	16.62	102.4	15.78
		153.0	121.4	18.33	119.2	17.60	115.5	17.14	112.4	16.89	108.8	16.61	102.9	15.74
		307.0	124.7	18.33	122.1	17.87	118.1	17.44	115.4	17.15	111.5	16.55	105.4	15.50
		355.0	125.3	18.16	121.9	17.72	119.1	17.44	116.0	17.15	112.2	16.61	106.1	16.07
		410.0	126.1	17.95	121.7	17.52	120.4	17.44	116.8	17.15	113.1	16.69	107.0	16.81
	25	122.8	126.7	17.33	123.0	16.52	119.1	16.21	116.5	15.86	113.4	15.56	107.2	14.48
		153.0	126.7	17.28	123.0	16.50	119.1	16.19	116.5	15.80	113.4	15.51	107.2	14.42
		307.0	127.0	17.01	123.0	16.38	119.1	16.07	116.5	15.50	113.4	15.24	107.2	14.12
		355.0	127.4	16.38	123.0	15.95	119.1	15.78	116.5	15.50	113.4	14.95	107.2	14.12
		410.0	127.9	15.56	123.0	15.39	119.1	15.41	116.5	15.50	113.4	14.58	107.2	14.12
	30	122.8	127.4	16.58	123.0	15.76	119.1	15.30	116.5	14.73	113.4	14.55	107.2	13.36
		153.0	127.4	16.46	123.0	15.68	119.1	15.24	116.5	14.67	113.4	14.43	107.2	13.30
		307.0	127.4	15.89	123.0	15.29	119.1	14.95	116.5	14.40	113.4	13.83	107.2	13.00
		355.0	127.4	15.38	123.0	14.95	119.1	14.66	116.5	14.40	113.4	13.83	107.2	12.75
		410.0	127.4	14.72	123.0	14.51	119.1	14.28	116.5	14.40	113.4	13.83	107.2	12.43
	35	122.8	127.4	15.83	123.0	14.97	119.1	14.55	116.5	13.97	113.4	13.42	107.2	12.24
		153.0	127.4	15.65	123.0	14.86	119.1	14.43	116.5	13.86	113.4	13.31	107.2	12.19
		307.0	127.4	14.72	123.0	14.29	119.1	13.83	116.5	13.29	113.4	12.75	107.2	11.92
		355.0	127.4	14.55	123.0	14.18	119.1	13.83	116.5	13.29	113.4	12.75	107.2	11.63
		410.0	127.4	14.34	123.0	14.03	119.1	13.83	116.5	13.29	113.4	12.75	107.2	11.26
	40	122.8	127.4	15.36	123.0	14.28	119.1	13.72	116.5	13.14	113.4	12.60	107.2	11.41
		153.0	127.4	15.12	123.0	14.15	119.1	13.60	116.5	13.03	113.4	12.49	107.2	11.35
		307.0	127.4	13.89	123.0	13.46	119.1	13.00	116.5	12.46	113.4	11.92	107.2	11.08
355.0		127.4	13.72	123.0	13.29	119.1	13.00	116.5	12.46	113.4	11.92	107.2	10.79	
410.0		127.4	13.51	123.0	13.08	119.1	13.00	116.5	12.46	113.4	11.92	107.2	10.42	
45	122.8	127.4	14.88	123.0	13.60	119.1	12.88	116.5	12.31	113.4	11.77	107.2	10.58	
	153.0	127.4	14.58	123.0	13.44	119.1	12.76	116.5	12.20	113.4	11.65	107.2	10.52	
	307.0	127.4	13.06	123.0	12.63	119.1	12.17	116.5	11.63	113.4	11.08	107.2	10.25	
	355.0	127.4	12.88	123.0	12.40	119.1	12.17	116.5	11.63	113.4	11.08	107.2	9.97	

7. Capacity Tables

Combi. (%)	Inlet Water Temp. (°C)	Water Flow Rate (LPM)	Indoor Air Temp. (°C, DB)											
			16.0		18.0		20.0		21.0		22.0		24.0	
			TC	PI	TC	PI	TC	PI	TC	PI	TC	PI	TC	PI
120	45	410.0	127.4	12.65	123.0	12.11	119.1	12.17	116.5	11.63	113.4	11.08	107.2	9.61
110	-5	122.8	42.90	17.62	42.60	16.38	42.40	15.24	41.90	14.60	41.90	14.18	41.10	12.69
		153.0	44.10	17.87	43.80	16.64	43.60	15.51	43.10	14.86	43.10	14.43	42.20	12.92
		307.0	50.20	19.13	49.90	17.96	49.60	16.90	49.10	16.18	49.10	15.72	48.10	14.09
		355.0	55.40	20.37	55.00	19.18	54.70	18.22	54.20	17.47	54.20	16.96	53.10	15.18
		410.0	62.00	21.98	61.50	20.77	61.20	19.94	60.70	19.15	60.70	18.57	59.50	16.61
	0	122.8	76.60	24.11	74.90	23.09	73.40	22.33	72.00	21.39	71.30	20.79	68.60	18.58
		153.0	76.90	24.16	75.20	23.13	73.70	22.39	72.30	21.45	71.60	20.84	68.90	18.63
		307.0	78.90	24.40	77.10	23.37	75.50	22.65	74.10	21.71	73.40	21.08	70.60	18.88
		355.0	80.00	24.40	78.40	23.37	76.70	22.65	75.20	21.71	74.60	21.08	71.70	18.88
		410.0	81.50	24.40	80.10	23.37	78.30	22.65	76.70	21.71	76.20	21.08	73.20	18.88
	5	122.8	111.8	25.92	109.1	24.94	106.6	24.31	104.2	23.27	100.2	22.62	95.20	20.26
		153.0	112.1	26.01	109.3	25.04	106.6	24.41	104.2	23.37	100.2	22.71	95.20	20.35
		307.0	113.6	26.49	110.2	25.52	106.7	24.92	104.2	23.88	100.2	23.19	95.20	20.76
		355.0	114.3	26.66	110.4	25.69	106.7	25.09	104.2	24.05	100.2	23.37	95.20	20.91
		410.0	115.2	26.89	110.7	25.91	106.7	25.31	104.2	24.27	100.2	23.60	95.20	21.11
	10	122.8	112.2	23.24	109.4	22.44	106.4	21.96	104.0	21.22	100.0	20.52	95.20	18.45
		153.0	112.5	23.27	109.7	22.50	106.5	22.02	104.1	21.25	100.1	20.51	95.30	18.46
		307.0	114.3	23.45	110.9	22.77	107.2	22.28	104.8	21.36	100.8	20.44	95.70	18.56
		355.0	114.9	23.45	111.3	22.77	107.7	22.22	105.0	21.30	101.0	20.53	96.00	18.76
		410.0	115.7	23.45	111.9	22.77	108.4	22.14	105.3	21.22	101.3	20.65	96.40	19.02
	15	122.8	112.5	20.56	109.6	19.99	106.4	19.65	103.9	19.18	99.80	18.41	95.00	16.68
		153.0	112.9	20.53	109.9	19.99	106.7	19.65	104.2	19.12	100.1	18.29	95.20	16.62
		307.0	114.9	20.41	111.5	19.99	108.0	19.65	105.4	18.82	101.4	17.72	96.20	16.32
		355.0	115.5	20.28	112.2	19.81	108.5	19.39	105.8	18.56	101.8	17.72	96.80	16.61
		410.0	116.3	20.11	113.1	19.58	109.2	19.06	106.3	18.23	102.3	17.72	97.60	16.99
	20	122.8	114.6	17.75	111.5	17.33	107.9	16.90	105.0	16.61	101.1	16.14	95.80	15.09
		153.0	115.1	17.78	111.8	17.33	108.2	16.90	105.3	16.61	101.4	16.08	96.10	15.07
		307.0	117.6	17.93	113.4	17.33	109.4	16.90	107.0	16.61	102.7	15.78	97.70	14.95
		355.0	118.4	17.93	114.3	17.33	110.1	16.90	107.2	16.32	103.2	15.78	97.90	14.95
		410.0	119.5	17.93	115.5	17.33	111.0	16.90	107.5	15.95	103.9	15.78	98.20	14.95
	25	122.8	118.2	16.16	114.7	15.56	110.1	15.30	107.7	14.73	103.9	14.19	98.40	13.00
		153.0	118.4	16.13	114.7	15.51	110.1	15.24	107.7	14.67	103.9	14.13	98.40	13.00
		307.0	119.4	16.01	114.7	15.24	110.1	14.95	107.7	14.40	103.9	13.83	98.40	13.00
		355.0	120.0	16.01	114.7	15.29	110.1	14.66	107.7	14.40	103.9	13.57	98.40	12.75
		410.0	120.8	16.01	114.7	15.36	110.1	14.28	107.7	14.40	103.9	13.24	98.40	12.43
	30	122.8	120.0	14.73	114.7	14.19	110.1	13.65	107.7	13.36	103.9	12.53	98.40	11.70
		153.0	120.0	14.67	114.7	14.13	110.1	13.59	107.7	13.30	103.9	12.47	98.40	11.64
		307.0	120.0	14.40	114.7	13.83	110.1	13.29	107.7	13.00	103.9	12.17	98.40	11.34
		355.0	120.0	14.29	114.7	13.57	110.1	13.00	107.7	12.75	103.9	12.17	98.40	11.34
		410.0	120.0	14.15	114.7	13.24	110.1	12.63	107.7	12.43	103.9	12.17	98.40	11.34
	35	122.8	120.0	13.97	114.7	13.06	110.1	12.53	107.7	11.98	103.9	11.41	98.40	10.58
		153.0	120.0	13.86	114.7	13.01	110.1	12.47	107.7	11.92	103.9	11.35	98.40	10.52
		307.0	120.0	13.29	114.7	12.75	110.1	12.17	107.7	11.63	103.9	11.08	98.40	10.25
		355.0	120.0	12.94	114.7	12.46	110.1	11.92	107.7	11.63	103.9	11.08	98.40	10.25
		410.0	120.0	12.49	114.7	12.09	110.1	11.60	107.7	11.63	103.9	11.08	98.40	10.25
	40	122.8	120.0	13.14	114.7	12.60	110.1	11.77	107.7	11.15	103.9	10.58	98.40	9.74
		153.0	120.0	13.03	114.7	12.49	110.1	11.65	107.7	11.09	103.9	10.52	98.40	9.69
		307.0	120.0	12.46	114.7	11.92	110.1	11.08	107.7	10.79	103.9	10.25	98.40	9.42
355.0		120.0	12.28	114.7	11.63	110.1	11.08	107.7	10.51	103.9	9.97	98.40	9.14	
410.0		120.0	12.05	114.7	11.26	110.1	11.08	107.7	10.15	103.9	9.61	98.40	8.78	
45	122.8	120.0	12.31	114.7	12.13	110.1	11.00	107.7	10.33	103.9	9.74	98.40	8.91	
	153.0	120.0	12.20	114.7	11.95	110.1	10.84	107.7	10.27	103.9	9.69	98.40	8.86	
	307.0	120.0	11.63	114.7	11.08	110.1	9.97	107.7	9.97	103.9	9.42	98.40	8.60	
	355.0	120.0	11.63	114.7	10.79	110.1	10.25	107.7	9.42	103.9	8.85	98.40	8.01	

7. Capacity Tables

Combi. (%)	Inlet Water Temp. (°C)	Water Flow Rate (LPM)	Indoor Air Temp. (°C, DB)											
			16.0		18.0		20.0		21.0		22.0		24.0	
			TC	PI	TC	PI	TC	PI	TC	PI	TC	PI	TC	PI
110	45	410.0	120.0	11.63	114.7	10.42	110.1	10.62	107.7	8.71	103.9	8.11	98.40	7.25
100	-5	122.8	40.50	17.62	40.20	16.61	40.00	15.24	39.70	14.60	39.40	13.95	38.60	12.69
		153.0	41.60	17.87	41.30	16.87	41.10	15.51	40.80	14.86	40.50	14.20	39.70	12.92
		307.0	47.50	19.13	47.20	18.19	46.90	16.90	46.40	16.18	46.10	15.50	45.30	14.09
		355.0	52.50	20.37	52.00	19.45	51.70	18.22	51.30	17.47	50.90	16.70	49.90	15.18
		410.0	58.90	21.98	58.10	21.09	57.80	19.94	57.60	19.15	57.00	18.26	55.80	16.61
		410.0	58.90	21.98	58.10	21.09	57.80	19.94	57.60	19.15	57.00	18.26	55.80	16.61
	0	122.8	72.50	24.11	70.90	23.39	69.40	22.33	68.20	21.39	66.90	20.47	64.60	18.58
		153.0	72.80	24.16	71.20	23.44	69.70	22.39	68.50	21.45	67.20	20.52	64.90	18.63
		307.0	74.60	24.40	73.00	23.69	71.40	22.65	70.10	21.71	68.90	20.76	66.50	18.88
		355.0	75.70	24.40	74.10	23.69	72.50	22.65	71.20	21.71	69.90	20.76	67.50	18.88
		410.0	77.20	24.40	75.60	23.69	74.00	22.65	72.70	21.71	71.20	20.76	68.80	18.88
		410.0	77.20	24.40	75.60	23.69	74.00	22.65	72.70	21.71	71.20	20.76	68.80	18.88
	5	122.8	106.9	25.92	103.3	25.28	100.7	24.31	98.70	23.27	93.90	22.28	89.60	20.26
		153.0	107.2	26.01	103.5	25.37	100.7	24.41	98.70	23.37	93.90	22.37	89.60	20.35
		307.0	108.8	26.49	104.3	25.86	100.8	24.92	98.70	23.88	93.90	22.85	89.60	20.76
		355.0	109.4	26.66	104.5	26.03	100.8	25.09	98.70	24.05	93.90	23.00	89.60	20.91
		410.0	110.2	26.89	104.8	26.26	100.8	25.31	98.70	24.27	93.90	23.20	89.60	21.11
		410.0	110.2	26.89	104.8	26.26	100.8	25.31	98.70	24.27	93.90	23.20	89.60	21.11
	10	122.8	107.5	23.18	103.7	22.67	100.8	21.96	98.70	21.22	93.90	20.17	89.60	18.45
		153.0	107.7	23.27	103.8	22.73	100.8	22.02	98.70	21.25	93.90	20.19	89.60	18.46
		307.0	108.8	23.71	104.3	23.03	100.8	22.28	98.70	21.36	93.90	20.28	89.60	18.56
		355.0	109.6	23.63	104.8	23.03	100.8	22.22	98.70	21.30	93.90	20.22	89.60	18.47
		410.0	110.7	23.53	105.5	23.03	100.8	22.14	98.70	21.22	93.90	20.14	89.60	18.35
		410.0	110.7	23.53	105.5	23.03	100.8	22.14	98.70	21.22	93.90	20.14	89.60	18.35
	15	122.8	108.0	20.43	104.1	20.08	100.8	19.65	98.70	19.18	93.90	18.05	89.60	16.68
		153.0	108.1	20.52	104.1	20.09	100.8	19.65	98.70	19.12	93.90	17.99	89.60	16.62
		307.0	108.8	20.94	104.5	20.16	100.8	19.65	98.70	18.82	93.90	17.72	89.60	16.32
		355.0	109.7	20.59	105.0	19.99	100.8	19.39	98.70	18.56	93.90	17.44	89.60	16.07
		410.0	110.9	20.14	105.7	19.78	100.8	19.06	98.70	18.23	93.90	17.08	89.60	15.75
		410.0	110.9	20.14	105.7	19.78	100.8	19.06	98.70	18.23	93.90	17.08	89.60	15.75
	20	122.8	108.6	17.48	104.7	17.03	100.8	16.61	98.70	16.39	93.90	15.30	89.60	14.55
		153.0	108.9	17.54	104.7	17.04	100.8	16.61	98.70	16.34	93.90	15.24	89.60	14.43
		307.0	110.7	17.87	105.0	17.09	100.8	16.61	98.70	16.07	93.90	14.95	89.60	13.83
		355.0	111.3	17.56	105.9	16.96	100.8	16.32	98.70	15.78	93.90	14.66	89.60	13.57
		410.0	112.1	17.16	107.1	16.79	100.8	15.95	98.70	15.41	93.90	14.28	89.60	13.24
		410.0	112.1	17.16	107.1	16.79	100.8	15.95	98.70	15.41	93.90	14.28	89.60	13.24
	25	122.8	109.9	15.27	106.4	14.80	100.8	14.19	98.70	13.65	93.90	12.82	89.60	11.63
		153.0	110.2	15.28	106.4	14.74	100.8	14.13	98.70	13.59	93.90	12.76	89.60	11.63
		307.0	112.0	15.35	106.4	14.40	100.8	13.83	98.70	13.29	93.90	12.46	89.60	11.63
		355.0	112.5	15.00	106.4	14.29	100.8	13.57	98.70	13.00	93.90	12.46	89.60	11.34
		410.0	113.2	14.55	106.4	14.15	100.8	13.24	98.70	12.63	93.90	12.46	89.60	10.96
		410.0	113.2	14.55	106.4	14.15	100.8	13.24	98.70	12.63	93.90	12.46	89.60	10.96
	30	122.8	112.5	13.90	106.4	12.82	100.8	11.94	98.70	11.70	93.90	10.79	89.60	10.33
		153.0	112.5	13.84	106.4	12.76	100.8	11.92	98.70	11.64	93.90	10.79	89.60	10.27
		307.0	112.5	13.57	106.4	12.46	100.8	11.80	98.70	11.34	93.90	10.79	89.60	9.97
		355.0	112.5	13.29	106.4	12.46	100.8	11.63	98.70	11.34	93.90	10.51	89.60	9.97
		410.0	112.5	12.93	106.4	12.46	100.8	11.42	98.70	11.34	93.90	10.15	89.60	9.97
		410.0	112.5	12.93	106.4	12.46	100.8	11.42	98.70	11.34	93.90	10.15	89.60	9.97
35	122.8	112.5	12.88	106.4	11.77	100.8	10.54	98.70	10.33	93.90	9.74	89.60	8.91	
	153.0	112.5	12.76	106.4	11.65	100.8	10.52	98.70	10.27	93.90	9.69	89.60	8.86	
	307.0	112.5	12.17	106.4	11.08	100.8	10.40	98.70	9.97	93.90	9.42	89.60	8.60	
	355.0	112.5	12.17	106.4	11.08	100.8	10.25	98.70	9.97	93.90	9.42	89.60	8.60	
	410.0	112.5	12.17	106.4	11.08	100.8	10.05	98.70	9.97	93.90	9.42	89.60	8.60	
	410.0	112.5	12.17	106.4	11.08	100.8	10.05	98.70	9.97	93.90	9.42	89.60	8.60	
40	122.8	112.5	12.06	106.4	10.93	100.8	9.45	98.70	9.21	93.90	8.66	89.60	8.09	
	153.0	112.5	11.94	106.4	10.82	100.8	9.42	98.70	9.15	93.90	8.60	89.60	8.03	
	307.0	112.5	11.34	106.4	10.25	100.8	9.31	98.70	8.85	93.90	8.31	89.60	7.76	
	355.0	112.5	11.08	106.4	10.25	100.8	9.14	98.70	8.85	93.90	8.31	89.60	7.76	
	410.0	112.5	10.75	106.4	10.25	100.8	8.93	98.70	8.85	93.90	8.31	89.60	7.76	
	410.0	112.5	10.75	106.4	10.25	100.8	8.93	98.70	8.85	93.90	8.31	89.60	7.76	
45	122.8	112.5	11.23	106.4	10.10	100.8	8.33	98.70	8.09	93.90	7.55	89.60	7.26	
	153.0	112.5	11.11	106.4	9.99	100.8	8.31	98.70	8.03	93.90	7.49	89.60	7.20	
	307.0	112.5	10.51	106.4	9.42	100.8	8.19	98.70	7.76	93.90	7.19	89.60	6.93	
	355.0	112.5	9.97	106.4	9.42	100.8	8.01	98.70	7.76	93.90	7.19	89.60	6.93	
	410.0	112.5	9.97	106.4	9.42	100.8	8.01	98.70	7.76	93.90	7.19	89.60	6.93	
	410.0	112.5	9.97	106.4	9.42	100.8	8.01	98.70	7.76	93.90	7.19	89.60	6.93	

7. Capacity Tables

Combi. (%)	Inlet Water Temp. (°C)	Water Flow Rate (LPM)	Indoor Air Temp. (°C, DB)											
			16.0		18.0		20.0		21.0		22.0		24.0	
			TC	PI	TC	PI	TC	PI	TC	PI	TC	PI	TC	PI
100	45	410.0	112.5	9.27	106.4	9.42	100.8	7.78	98.70	7.76	93.90	7.19	89.60	6.93
90	-5	122.8	38.20	16.36	37.10	14.90	36.00	13.08	35.70	12.47	35.40	12.02	34.90	10.79
		153.0	39.30	16.59	38.20	15.13	37.00	13.32	36.70	12.69	36.50	12.24	35.90	10.98
		307.0	44.80	17.75	43.40	16.29	42.10	14.52	41.80	13.83	41.60	13.35	40.70	11.97
		355.0	49.50	18.88	47.90	17.44	46.50	15.66	46.10	14.92	45.90	14.37	45.00	12.91
		410.0	55.50	20.36	53.60	18.93	52.20	17.15	51.70	16.35	51.50	15.70	50.60	14.14
	0	122.8	68.50	22.28	65.30	20.91	62.20	19.19	61.30	18.31	60.30	17.62	58.10	15.83
		153.0	68.80	22.32	65.60	20.95	62.50	19.23	61.60	18.35	60.60	17.66	58.40	15.86
		307.0	70.40	22.56	67.20	21.19	64.20	19.45	63.10	18.56	62.10	17.87	59.80	16.04
		355.0	71.50	22.56	68.20	21.19	65.10	19.45	64.00	18.56	63.10	17.87	60.80	16.04
		410.0	73.00	22.56	69.50	21.19	66.30	19.45	65.20	18.56	64.40	17.87	62.10	16.04
	5	122.8	96.70	23.92	93.60	22.58	90.60	20.89	88.70	19.92	84.80	19.17	80.80	17.21
		153.0	96.80	24.01	93.60	22.67	90.60	20.98	88.70	20.01	84.80	19.26	80.80	17.28
		307.0	97.10	24.46	93.30	23.11	90.60	21.39	88.70	20.41	84.80	19.68	80.80	17.65
		355.0	97.70	24.60	93.50	23.25	90.60	21.57	88.70	20.56	84.80	19.81	80.80	17.78
		410.0	98.50	24.79	93.80	23.44	90.60	21.80	88.70	20.76	84.80	19.99	80.80	17.96
	10	122.8	97.10	21.12	93.90	20.08	90.60	18.91	88.70	18.13	84.80	17.39	80.80	15.68
		153.0	97.10	21.13	93.80	20.10	90.60	18.93	88.70	18.15	84.80	17.38	80.80	15.69
		307.0	97.00	21.19	93.30	20.19	90.60	19.02	88.70	18.25	84.80	17.33	80.80	15.75
		355.0	97.60	21.13	93.60	20.13	90.60	18.96	88.70	18.19	84.80	17.38	80.80	15.81
		410.0	98.40	21.05	94.00	20.05	90.60	18.88	88.70	18.11	84.80	17.45	80.80	15.89
	15	122.8	97.70	18.29	94.20	17.63	90.60	16.97	88.70	16.39	84.80	15.63	80.80	14.19
		153.0	97.60	18.23	94.10	17.57	90.60	16.91	88.70	16.34	84.80	15.52	80.80	14.13
		307.0	96.80	17.93	93.40	17.27	90.60	16.61	88.70	16.07	84.80	14.95	80.80	13.83
		355.0	97.50	17.66	93.60	17.01	90.60	16.32	88.70	15.78	84.80	14.95	80.80	13.83
		410.0	98.40	17.31	93.90	16.68	90.60	15.95	88.70	15.41	84.80	14.95	80.80	13.83
	20	122.8	98.30	15.44	94.60	14.99	90.60	14.48	88.70	13.90	84.80	13.42	80.80	12.60
		153.0	98.30	15.44	94.40	14.96	90.60	14.42	88.70	13.84	84.80	13.31	80.80	12.49
		307.0	97.80	15.44	93.60	14.78	90.60	14.12	88.70	13.57	84.80	12.75	80.80	11.92
		355.0	98.10	15.18	93.90	14.66	90.60	14.12	88.70	13.57	84.80	12.75	80.80	11.92
		410.0	98.50	14.85	94.30	14.50	90.60	14.12	88.70	13.57	84.80	12.75	80.80	11.92
	25	122.8	99.90	13.49	95.80	12.78	90.60	12.24	88.70	11.63	84.80	11.15	80.80	10.33
		153.0	100.1	13.47	95.80	12.75	90.60	12.19	88.70	11.63	84.80	11.09	80.80	10.27
		307.0	101.1	13.35	95.80	12.63	90.60	11.92	88.70	11.63	84.80	10.79	80.80	9.97
		355.0	101.4	13.00	95.80	12.34	90.60	11.92	88.70	11.34	84.80	10.79	80.80	9.97
		410.0	101.8	12.55	95.80	11.97	90.60	11.92	88.70	10.96	84.80	10.79	80.80	9.97
	30	122.8	101.4	12.24	95.80	11.41	90.60	10.58	88.70	10.33	84.80	9.74	80.80	8.85
		153.0	101.4	12.19	95.80	11.35	90.60	10.52	88.70	10.27	84.80	9.69	80.80	8.85
		307.0	101.4	11.92	95.80	11.08	90.60	10.25	88.70	9.97	84.80	9.42	80.80	8.85
		355.0	101.4	11.63	95.80	10.79	90.60	10.25	88.70	9.97	84.80	9.42	80.80	8.60
		410.0	101.4	11.26	95.80	10.42	90.60	10.25	88.70	9.97	84.80	9.42	80.80	8.28
	35	122.8	101.4	11.15	95.80	10.33	90.60	9.50	88.70	9.21	84.80	8.66	80.80	8.09
		153.0	101.4	11.09	95.80	10.27	90.60	9.44	88.70	9.15	84.80	8.60	80.80	8.03
		307.0	101.4	10.79	95.80	9.97	90.60	9.14	88.70	8.85	84.80	8.31	80.80	7.76
		355.0	101.4	10.51	95.80	9.68	90.60	8.85	88.70	8.60	84.80	8.31	80.80	7.76
		410.0	101.4	10.15	95.80	9.31	90.60	8.48	88.70	8.28	84.80	8.31	80.80	7.76
	40	122.8	101.4	10.40	95.80	9.50	90.60	8.37	88.70	8.09	84.80	7.83	80.80	7.26
		153.0	101.4	10.28	95.80	9.44	90.60	8.31	88.70	8.03	84.80	7.77	80.80	7.20
		307.0	101.4	9.68	95.80	9.14	90.60	8.01	88.70	7.76	84.80	7.47	80.80	6.93
355.0		101.4	9.68	95.80	9.14	90.60	8.01	88.70	7.76	84.80	7.47	80.80	6.93	
410.0		101.4	9.68	95.80	9.14	90.60	8.01	88.70	7.76	84.80	7.47	80.80	6.93	
45	122.8	101.4	9.63	95.80	8.66	90.60	7.26	88.70	7.00	84.80	7.00	80.80	6.42	
	153.0	101.4	9.47	95.80	8.60	90.60	7.20	88.70	6.94	84.80	6.94	80.80	6.37	
	307.0	101.4	8.60	95.80	8.31	90.60	6.93	88.70	6.64	84.80	6.64	80.80	6.10	
	355.0	101.4	8.85	95.80	8.60	90.60	7.19	88.70	6.93	84.80	6.64	80.80	6.10	

7. Capacity Tables

Combi. (%)	Inlet Water Temp. (°C)	Water Flow Rate (LPM)	Indoor Air Temp. (°C, DB)											
			16.0		18.0		20.0		21.0		22.0		24.0	
			TC	PI	TC	PI	TC	PI	TC	PI	TC	PI	TC	PI
90	45	410.0	101.4	9.18	95.80	8.98	90.60	7.53	88.70	7.31	84.80	6.64	80.80	6.10
80	-5	122.8	36.20	11.65	33.90	11.21	32.10	10.73	31.70	10.37	31.50	9.89	30.90	9.11
		153.0	37.20	11.86	34.90	11.42	33.00	10.92	32.60	10.55	32.40	10.07	31.80	9.27
		307.0	42.30	12.94	39.70	12.43	37.50	11.89	37.10	11.48	37.00	10.97	36.20	10.08
		355.0	46.70	13.95	43.80	13.41	41.40	12.83	41.00	12.40	40.80	11.83	40.00	10.88
		410.0	52.40	15.27	49.10	14.69	46.50	14.06	46.00	13.60	45.70	12.95	44.90	11.93
	0	122.8	64.60	17.11	59.50	16.42	55.50	15.74	54.40	15.20	53.60	14.48	51.70	13.33
		153.0	64.90	17.15	59.80	16.46	55.80	15.77	54.70	15.23	53.90	14.51	52.00	13.36
		307.0	66.60	17.36	61.30	16.67	57.10	15.95	56.00	15.41	55.30	14.69	53.10	13.51
		355.0	67.50	17.36	62.20	16.67	58.10	15.95	56.90	15.41	56.20	14.69	54.10	13.51
		410.0	68.70	17.36	63.40	16.67	59.40	15.95	58.10	15.41	57.40	14.69	55.40	13.51
	5	122.8	89.30	18.60	84.30	17.90	80.60	17.09	78.90	16.52	75.50	15.75	71.70	14.49
		153.0	89.50	18.69	84.40	17.97	80.60	17.17	78.90	16.59	75.50	15.82	71.70	14.56
		307.0	90.30	19.10	85.10	18.33	80.80	17.56	78.90	16.96	75.50	16.16	71.70	14.89
		355.0	90.30	19.21	85.10	18.47	80.80	17.66	78.90	17.06	75.50	16.26	71.70	14.97
		410.0	90.30	19.36	85.10	18.66	80.80	17.80	78.90	17.20	75.50	16.40	71.70	15.08
	10	122.8	89.80	17.12	84.70	16.34	80.60	15.51	78.90	15.09	75.50	14.28	71.70	13.23
		153.0	89.90	17.10	84.80	16.33	80.60	15.52	78.90	15.09	75.50	14.29	71.70	13.23
		307.0	90.30	17.01	85.10	16.24	80.80	15.56	78.90	15.12	75.50	14.32	71.70	13.26
		355.0	90.30	16.96	85.10	16.29	80.80	15.60	78.90	15.03	75.50	14.23	71.70	13.17
		410.0	90.30	16.89	85.10	16.36	80.80	15.66	78.90	14.91	75.50	14.11	71.70	13.05
	15	122.8	90.30	15.63	85.10	14.80	80.80	13.90	78.90	13.65	75.50	12.82	71.70	11.98
		153.0	90.30	15.52	85.10	14.68	80.80	13.84	78.90	13.59	75.50	12.76	71.70	11.92
		307.0	90.30	14.95	85.10	14.12	80.80	13.57	78.90	13.29	75.50	12.46	71.70	11.63
		355.0	90.30	14.66	85.10	14.12	80.80	13.57	78.90	13.00	75.50	12.17	71.70	11.34
		410.0	90.30	14.28	85.10	14.12	80.80	13.57	78.90	12.63	75.50	11.80	71.70	10.96
	20	122.8	90.30	13.06	85.10	12.53	80.80	11.92	78.90	11.70	75.50	11.15	71.70	10.33
		153.0	90.30	13.01	85.10	12.47	80.80	11.92	78.90	11.64	75.50	11.09	71.70	10.27
		307.0	90.30	12.75	85.10	12.17	80.80	11.92	78.90	11.34	75.50	10.79	71.70	9.97
		355.0	90.30	12.46	85.10	11.92	80.80	11.63	78.90	11.34	75.50	10.51	71.70	9.97
		410.0	90.30	12.09	85.10	11.60	80.80	11.26	78.90	11.34	75.50	10.15	71.70	9.97
	25	122.8	90.30	11.70	85.10	10.87	80.80	10.25	78.90	10.04	75.50	9.50	71.70	8.91
		153.0	90.30	11.64	85.10	10.81	80.80	10.25	78.90	9.98	75.50	9.44	71.70	8.86
		307.0	90.30	11.34	85.10	10.51	80.80	10.25	78.90	9.68	75.50	9.14	71.70	8.60
		355.0	90.30	11.08	85.10	10.51	80.80	9.97	78.90	9.68	75.50	9.14	71.70	8.60
		410.0	90.30	10.75	85.10	10.51	80.80	9.61	78.90	9.68	75.50	9.14	71.70	8.60
	30	122.8	90.30	10.33	85.10	9.74	80.80	9.21	78.90	8.91	75.50	8.37	71.70	7.83
		153.0	90.30	10.27	85.10	9.69	80.80	9.15	78.90	8.86	75.50	8.31	71.70	7.77
		307.0	90.30	9.97	85.10	9.42	80.80	8.85	78.90	8.60	75.50	8.01	71.70	7.47
		355.0	90.30	9.97	85.10	9.42	80.80	8.85	78.90	8.60	75.50	8.01	71.70	7.47
		410.0	90.30	9.97	85.10	9.42	80.80	8.85	78.90	8.60	75.50	8.01	71.70	7.47
35	122.8	90.30	9.50	85.10	8.91	80.80	8.09	78.90	7.76	75.50	7.55	71.70	6.93	
	153.0	90.30	9.44	85.10	8.86	80.80	8.03	78.90	7.76	75.50	7.49	71.70	6.93	
	307.0	90.30	9.14	85.10	8.60	80.80	7.76	78.90	7.76	75.50	7.19	71.70	6.93	
	355.0	90.30	9.14	85.10	8.31	80.80	7.76	78.90	7.47	75.50	7.19	71.70	6.64	
	410.0	90.30	9.14	85.10	7.94	80.80	7.76	78.90	7.10	75.50	7.19	71.70	6.27	
40	122.8	90.30	8.99	85.10	8.09	80.80	7.19	78.90	7.26	75.50	6.64	71.70	6.42	
	153.0	90.30	8.88	85.10	8.03	80.80	7.19	78.90	7.20	75.50	6.64	71.70	6.37	
	307.0	90.30	8.31	85.10	7.76	80.80	7.19	78.90	6.93	75.50	6.64	71.70	6.10	
	355.0	90.30	8.31	85.10	7.76	80.80	6.93	78.90	6.93	75.50	6.64	71.70	6.10	
	410.0	90.30	8.31	85.10	7.76	80.80	6.60	78.90	6.93	75.50	6.64	71.70	6.10	
45	122.8	90.30	8.51	85.10	7.26	80.80	6.28	78.90	6.78	75.50	5.74	71.70	5.95	
	153.0	90.30	8.34	85.10	7.20	80.80	6.34	78.90	6.67	75.50	5.80	71.70	5.84	
	307.0	90.30	7.47	85.10	6.93	80.80	6.64	78.90	6.10	75.50	6.10	71.70	5.27	
	355.0	90.30	7.47	85.10	7.19	80.80	6.10	78.90	6.36	75.50	6.10	71.70	5.53	

7. Capacity Tables

Combi. (%)	Inlet Water Temp. (°C)	Water Flow Rate (LPM)	Indoor Air Temp. (°C, DB)											
			16.0		18.0		20.0		21.0		22.0		24.0	
			TC	PI	TC	PI	TC	PI	TC	PI	TC	PI	TC	PI
80	45	410.0	90.30	7.47	85.10	7.53	80.80	5.40	78.90	6.70	75.50	6.10	71.70	5.87
70	-5	122.8	31.50	10.01	29.60	9.53	28.00	9.22	27.70	8.69	27.50	8.39	27.10	7.62
		153.0	32.40	10.19	30.40	9.71	28.80	9.38	28.50	8.84	28.30	8.54	27.90	7.75
		307.0	37.00	11.08	34.70	10.57	32.80	10.22	32.50	9.62	32.30	9.28	31.70	8.45
		355.0	40.90	11.97	38.40	11.40	36.20	11.02	35.90	10.37	35.70	10.03	35.00	9.11
		410.0	46.00	13.13	43.20	12.48	40.60	12.07	40.30	11.35	40.10	11.01	39.30	9.97
	0	122.8	56.50	14.64	52.20	13.97	48.50	13.50	47.70	12.70	46.90	12.28	45.30	11.17
		153.0	56.80	14.68	52.50	14.00	48.80	13.54	48.00	12.73	47.20	12.31	45.50	11.20
		307.0	58.10	14.87	53.70	14.15	49.90	13.72	49.10	12.88	48.30	12.46	46.50	11.32
		355.0	59.00	14.87	54.60	14.15	50.60	13.72	49.80	12.88	49.10	12.46	47.20	11.32
		410.0	60.20	14.87	55.80	14.15	51.50	13.72	50.70	12.88	50.20	12.46	48.10	11.32
	5	122.8	78.10	15.96	73.90	15.18	70.40	14.70	68.90	13.86	65.80	13.36	62.70	12.13
		153.0	78.20	16.02	74.00	15.24	70.40	14.76	68.90	13.92	65.80	13.42	62.70	12.19
		307.0	78.90	16.35	74.60	15.57	70.50	15.09	68.90	14.18	65.80	13.72	62.70	12.46
		355.0	78.90	16.46	74.60	15.69	70.50	15.21	68.90	14.29	65.80	13.80	62.70	12.54
		410.0	78.90	16.61	74.60	15.85	70.50	15.37	68.90	14.44	65.80	13.91	62.70	12.65
	10	122.8	78.40	14.69	74.20	13.89	70.50	13.38	68.90	12.63	65.80	12.11	62.70	11.08
		153.0	78.50	14.67	74.20	13.86	70.50	13.35	68.90	12.63	65.80	12.11	62.70	11.08
		307.0	78.90	14.55	74.60	13.74	70.50	13.23	68.90	12.63	65.80	12.11	62.70	11.08
		355.0	78.90	14.61	74.60	13.80	70.50	13.29	68.90	12.69	65.80	12.03	62.70	11.11
		410.0	78.90	14.69	74.60	13.88	70.50	13.37	68.90	12.77	65.80	11.92	62.70	11.15
	15	122.8	78.90	13.42	74.60	12.60	70.50	12.06	68.90	11.41	65.80	10.87	62.70	10.04
		153.0	78.90	13.31	74.60	12.49	70.50	11.94	68.90	11.35	65.80	10.81	62.70	9.98
		307.0	78.90	12.75	74.60	11.92	70.50	11.34	68.90	11.08	65.80	10.51	62.70	9.68
		355.0	78.90	12.75	74.60	11.92	70.50	11.34	68.90	11.08	65.80	10.25	62.70	9.68
		410.0	78.90	12.75	74.60	11.92	70.50	11.34	68.90	11.08	65.80	9.92	62.70	9.68
	20	122.8	78.90	11.15	74.60	10.58	70.50	10.33	68.90	10.04	65.80	9.50	62.70	8.91
		153.0	78.90	11.09	74.60	10.52	70.50	10.27	68.90	9.98	65.80	9.44	62.70	8.86
		307.0	78.90	10.79	74.60	10.25	70.50	9.97	68.90	9.68	65.80	9.14	62.70	8.60
		355.0	78.90	10.79	74.60	10.25	70.50	9.97	68.90	9.42	65.80	9.14	62.70	8.31
		410.0	78.90	10.79	74.60	10.25	70.50	9.97	68.90	9.09	65.80	9.14	62.70	7.94
	25	122.8	78.90	10.04	74.60	9.50	70.50	8.91	68.90	8.66	65.80	8.01	62.70	7.47
		153.0	78.90	9.98	74.60	9.44	70.50	8.86	68.90	8.60	65.80	8.01	62.70	7.47
		307.0	78.90	9.68	74.60	9.14	70.50	8.60	68.90	8.31	65.80	8.01	62.70	7.47
		355.0	78.90	9.42	74.60	8.85	70.50	8.60	68.90	8.31	65.80	7.76	62.70	7.47
		410.0	78.90	9.09	74.60	8.48	70.50	8.60	68.90	8.31	65.80	7.44	62.70	7.47
	30	122.8	78.90	8.91	74.60	8.37	70.50	7.83	68.90	7.47	65.80	7.26	62.70	6.64
		153.0	78.90	8.86	74.60	8.31	70.50	7.77	68.90	7.47	65.80	7.20	62.70	6.64
		307.0	78.90	8.60	74.60	8.01	70.50	7.47	68.90	7.47	65.80	6.93	62.70	6.64
		355.0	78.90	8.60	74.60	8.01	70.50	7.47	68.90	7.19	65.80	6.93	62.70	6.64
		410.0	78.90	8.60	74.60	8.01	70.50	7.47	68.90	6.83	65.80	6.93	62.70	6.64
35	122.8	78.90	8.09	74.60	7.55	70.50	6.93	68.90	7.00	65.80	6.36	62.70	6.18	
	153.0	78.90	8.03	74.60	7.49	70.50	6.93	68.90	6.94	65.80	6.36	62.70	6.12	
	307.0	78.90	7.76	74.60	7.19	70.50	6.93	68.90	6.64	65.80	6.36	62.70	5.82	
	355.0	78.90	7.76	74.60	7.19	70.50	6.64	68.90	6.64	65.80	6.36	62.70	5.82	
	410.0	78.90	7.76	74.60	7.19	70.50	6.27	68.90	6.64	65.80	6.36	62.70	5.82	
40	122.8	78.90	7.55	74.60	7.00	70.50	6.42	68.90	6.10	65.80	5.82	62.70	5.59	
	153.0	78.90	7.49	74.60	6.94	70.50	6.37	68.90	6.10	65.80	5.82	62.70	5.54	
	307.0	78.90	7.19	74.60	6.64	70.50	6.10	68.90	6.10	65.80	5.82	62.70	5.27	
	355.0	78.90	7.19	74.60	6.64	70.50	6.10	68.90	5.82	65.80	5.53	62.70	5.27	
	410.0	78.90	7.19	74.60	6.64	70.50	6.10	68.90	5.46	65.80	5.16	62.70	5.27	
45	122.8	78.90	7.00	74.60	6.42	70.50	5.95	68.90	5.20	65.80	5.27	62.70	5.05	
	153.0	78.90	6.94	74.60	6.37	70.50	5.84	68.90	5.26	65.80	5.27	62.70	4.99	
	307.0	78.90	6.64	74.60	6.10	70.50	5.27	68.90	5.53	65.80	5.27	62.70	4.69	
	355.0	78.90	6.64	74.60	6.10	70.50	5.53	68.90	4.99	65.80	4.69	62.70	4.69	

7. Capacity Tables

Combi. (%)	Inlet Water Temp. (°C)	Water Flow Rate (LPM)	Indoor Air Temp. (°C, DB)											
			16.0		18.0		20.0		21.0		22.0		24.0	
			TC	PI	TC	PI	TC	PI	TC	PI	TC	PI	TC	PI
70	45	410.0	78.90	6.64	74.60	6.10	70.50	5.87	68.90	4.29	65.80	3.94	62.70	4.69
60	-5	122.8	27.10	8.12	25.40	7.82	24.00	7.51	23.70	6.98	23.70	6.87	23.20	6.13
		153.0	27.90	8.27	26.20	7.96	24.60	7.64	24.30	7.10	24.30	6.99	23.80	6.25
		307.0	31.80	9.02	29.70	8.67	28.10	8.33	27.80	7.73	27.70	7.62	27.20	6.81
		355.0	35.10	9.71	32.80	9.36	31.20	8.99	30.70	8.36	30.70	8.22	30.10	7.33
		410.0	39.30	10.61	36.80	10.26	35.20	9.85	34.40	9.18	34.60	9.00	33.80	8.01
	0	122.8	48.50	11.91	44.60	11.48	41.60	10.99	40.80	10.22	40.30	10.08	38.70	9.00
		153.0	48.80	11.94	44.80	11.51	41.80	11.02	41.00	10.25	40.50	10.11	38.90	9.02
		307.0	49.90	12.09	45.90	11.63	42.90	11.17	42.10	10.37	41.40	10.22	39.80	9.11
		355.0	50.60	12.09	46.70	11.63	43.70	11.17	42.70	10.37	42.10	10.22	40.50	9.11
		410.0	51.50	12.09	47.80	11.63	44.80	11.17	43.50	10.37	43.00	10.22	41.40	9.11
	5	122.8	67.00	12.97	63.20	12.48	60.60	11.96	59.10	11.14	56.50	10.97	53.80	9.77
		153.0	67.10	13.03	63.30	12.54	60.60	12.02	59.10	11.18	56.50	11.02	53.80	9.81
		307.0	67.70	13.29	63.80	12.81	60.60	12.28	59.10	11.42	56.50	11.26	53.80	10.03
		355.0	67.70	13.41	63.70	12.88	60.60	12.37	59.10	11.51	56.50	11.32	53.80	10.11
		410.0	67.70	13.57	63.60	12.98	60.60	12.49	59.10	11.63	56.50	11.40	53.80	10.22
	10	122.8	67.40	11.92	63.40	11.40	60.60	10.85	59.10	10.13	56.50	9.95	53.80	8.91
		153.0	67.40	11.92	63.50	11.40	60.60	10.85	59.10	10.16	56.50	9.95	53.80	8.93
		307.0	67.70	11.92	63.80	11.40	60.60	10.85	59.10	10.28	56.50	9.91	53.80	9.02
		355.0	67.70	11.94	63.70	11.29	60.60	10.73	59.10	10.16	56.50	9.82	53.80	8.93
		410.0	67.70	11.97	63.60	11.15	60.60	10.57	59.10	10.00	56.50	9.70	53.80	8.81
	15	122.8	67.70	10.87	63.70	10.33	60.60	9.74	59.10	9.14	56.50	8.91	53.80	8.01
		153.0	67.70	10.81	63.70	10.27	60.60	9.69	59.10	9.14	56.50	8.86	53.80	8.01
		307.0	67.70	10.51	63.70	9.97	60.60	9.42	59.10	9.14	56.50	8.60	53.80	8.01
		355.0	67.70	10.51	63.70	9.68	60.60	9.14	59.10	8.85	56.50	8.31	53.80	7.76
		410.0	67.70	10.51	63.70	9.31	60.60	8.78	59.10	8.48	56.50	7.94	53.80	7.44
	20	122.8	67.70	9.50	63.70	8.91	60.60	8.37	59.10	8.09	56.50	7.83	53.80	7.26
		153.0	67.70	9.44	63.70	8.86	60.60	8.31	59.10	8.03	56.50	7.77	53.80	7.20
		307.0	67.70	9.14	63.70	8.60	60.60	8.01	59.10	7.76	56.50	7.47	53.80	6.93
		355.0	67.70	9.14	63.70	8.60	60.60	8.01	59.10	7.76	56.50	7.47	53.80	6.93
		410.0	67.70	9.14	63.70	8.60	60.60	8.01	59.10	7.76	56.50	7.47	53.80	6.93
	25	122.8	67.70	8.37	63.70	7.83	60.60	7.19	59.10	7.26	56.50	6.64	53.80	6.42
		153.0	67.70	8.31	63.70	7.77	60.60	7.19	59.10	7.20	56.50	6.64	53.80	6.37
		307.0	67.70	8.01	63.70	7.47	60.60	7.19	59.10	6.93	56.50	6.64	53.80	6.10
		355.0	67.70	8.01	63.70	7.47	60.60	6.93	59.10	6.93	56.50	6.64	53.80	6.10
		410.0	67.70	8.01	63.70	7.47	60.60	6.60	59.10	6.93	56.50	6.64	53.80	6.10
	30	122.8	67.70	7.55	63.70	7.00	60.60	6.72	59.10	6.42	56.50	6.18	53.80	5.89
		153.0	67.70	7.49	63.70	6.94	60.60	6.66	59.10	6.37	56.50	6.12	53.80	5.83
		307.0	67.70	7.19	63.70	6.64	60.60	6.36	59.10	6.10	56.50	5.82	53.80	5.53
		355.0	67.70	7.19	63.70	6.64	60.60	6.36	59.10	6.10	56.50	5.82	53.80	5.53
		410.0	67.70	7.19	63.70	6.64	60.60	6.36	59.10	6.10	56.50	5.82	53.80	5.53
35	122.8	67.70	6.64	63.70	6.42	60.60	5.82	59.10	5.89	56.50	5.59	53.80	5.34	
	153.0	67.70	6.64	63.70	6.37	60.60	5.82	59.10	5.83	56.50	5.54	53.80	5.28	
	307.0	67.70	6.64	63.70	6.10	60.60	5.82	59.10	5.53	56.50	5.27	53.80	4.99	
	355.0	67.70	6.64	63.70	6.10	60.60	5.53	59.10	5.53	56.50	5.27	53.80	4.99	
	410.0	67.70	6.64	63.70	6.10	60.60	5.16	59.10	5.53	56.50	5.27	53.80	4.99	
40	122.8	67.70	6.10	63.70	5.89	60.60	5.27	59.10	5.34	56.50	5.05	53.80	4.69	
	153.0	67.70	6.10	63.70	5.83	60.60	5.27	59.10	5.28	56.50	4.99	53.80	4.69	
	307.0	67.70	6.10	63.70	5.53	60.60	5.27	59.10	4.99	56.50	4.69	53.80	4.69	
	355.0	67.70	6.10	63.70	5.53	60.60	5.27	59.10	4.99	56.50	4.69	53.80	4.69	
	410.0	67.70	6.10	63.70	5.53	60.60	5.27	59.10	4.99	56.50	4.69	53.80	4.69	
45	122.8	67.70	5.53	63.70	5.34	60.60	4.69	59.10	4.76	56.50	4.51	53.80	4.08	
	153.0	67.70	5.53	63.70	5.28	60.60	4.69	59.10	4.70	56.50	4.45	53.80	4.14	
	307.0	67.70	5.53	63.70	4.99	60.60	4.69	59.10	4.44	56.50	4.15	53.80	4.44	
	355.0	67.70	5.53	63.70	4.99	60.60	4.99	59.10	4.44	56.50	4.15	53.80	4.44	

7. Capacity Tables

Combi. (%)	Inlet Water Temp. (°C)	Water Flow Rate (LPM)	Indoor Air Temp. (°C, DB)											
			16.0		18.0		20.0		21.0		22.0		24.0	
			TC	PI	TC	PI	TC	PI	TC	PI	TC	PI	TC	PI
60	45	410.0	67.70	5.53	63.70	4.99	60.60	5.38	59.10	4.44	56.50	4.15	53.80	4.44
		122.8	22.60	6.48	21.30	6.13	20.00	5.80	19.70	5.49	19.70	5.16	19.30	4.88
50	-5	153.0	23.20	6.60	21.90	6.25	20.60	5.90	20.30	5.59	20.30	5.25	19.80	4.97
		307.0	26.40	7.16	24.80	6.81	23.50	6.42	23.20	6.10	23.10	5.73	22.60	5.38
		355.0	29.10	7.73	27.40	7.33	25.90	6.93	25.60	6.58	25.40	6.16	25.00	5.82
		410.0	32.60	8.47	30.70	8.01	29.00	7.59	28.70	7.21	28.40	6.73	28.10	6.40
		122.8	40.30	9.49	37.30	9.00	34.70	8.48	33.90	8.04	33.40	7.56	32.30	7.14
	0	153.0	40.50	9.50	37.50	9.02	34.90	8.51	34.10	8.07	33.60	7.58	32.40	7.16
		307.0	41.40	9.59	38.40	9.11	35.70	8.62	35.00	8.19	34.50	7.68	33.10	7.25
		355.0	42.10	9.59	38.90	9.11	36.20	8.62	35.50	8.19	35.00	7.68	33.80	7.25
		410.0	43.00	9.59	39.60	9.11	36.90	8.62	36.20	8.19	35.70	7.68	34.70	7.25
		122.8	55.70	10.31	52.80	9.77	50.40	9.23	49.10	8.78	47.00	8.24	44.80	7.74
	5	153.0	55.80	10.35	52.90	9.81	50.40	9.27	49.10	8.81	47.00	8.27	44.80	7.78
		307.0	56.30	10.57	53.30	10.03	50.40	9.48	49.10	8.99	47.00	8.42	44.80	7.96
		355.0	56.30	10.66	53.10	10.11	50.40	9.53	49.10	9.05	47.00	8.51	44.80	8.01
		410.0	56.30	10.78	52.90	10.22	50.40	9.60	49.10	9.13	47.00	8.63	44.80	8.08
		122.8	56.00	9.50	52.90	8.94	50.40	8.40	49.10	8.03	47.00	7.43	44.80	7.09
	10	153.0	56.00	9.49	52.90	8.94	50.40	8.39	49.10	8.02	47.00	7.44	44.80	7.08
		307.0	56.30	9.42	53.30	8.91	50.40	8.33	49.10	7.96	47.00	7.53	44.80	7.02
		355.0	56.30	9.48	53.10	8.93	50.40	8.36	49.10	7.99	47.00	7.41	44.80	7.05
		410.0	56.30	9.56	52.90	8.96	50.40	8.40	49.10	8.03	47.00	7.25	44.80	7.09
		122.8	56.30	8.66	53.10	8.09	50.40	7.55	49.10	7.26	47.00	6.64	44.80	6.42
	15	153.0	56.30	8.60	53.10	8.03	50.40	7.49	49.10	7.20	47.00	6.64	44.80	6.37
		307.0	56.30	8.31	53.10	7.76	50.40	7.19	49.10	6.93	47.00	6.64	44.80	6.10
		355.0	56.30	8.31	53.10	7.76	50.40	7.19	49.10	6.93	47.00	6.36	44.80	6.10
		410.0	56.30	8.31	53.10	7.76	50.40	7.19	49.10	6.93	47.00	6.00	44.80	6.10
		122.8	56.30	7.55	53.10	7.00	50.40	6.72	49.10	6.42	47.00	6.18	44.80	5.53
	20	153.0	56.30	7.49	53.10	6.94	50.40	6.66	49.10	6.37	47.00	6.12	44.80	5.53
		307.0	56.30	7.19	53.10	6.64	50.40	6.36	49.10	6.10	47.00	5.82	44.80	5.53
		355.0	56.30	7.19	53.10	6.64	50.40	6.36	49.10	6.10	47.00	5.82	44.80	5.53
		410.0	56.30	7.19	53.10	6.64	50.40	6.36	49.10	6.10	47.00	5.82	44.80	5.53
		122.8	56.30	6.72	53.10	6.10	50.40	5.89	49.10	5.53	47.00	5.27	44.80	4.99
	25	153.0	56.30	6.66	53.10	6.10	50.40	5.83	49.10	5.53	47.00	5.27	44.80	4.99
		307.0	56.30	6.36	53.10	6.10	50.40	5.53	49.10	5.53	47.00	5.27	44.80	4.99
		355.0	56.30	6.36	53.10	6.10	50.40	5.53	49.10	5.53	47.00	5.27	44.80	4.99
		410.0	56.30	6.36	53.10	6.10	50.40	5.53	49.10	5.53	47.00	5.27	44.80	4.99
		122.8	56.30	6.18	53.10	5.59	50.40	5.34	49.10	4.99	47.00	5.05	44.80	4.76
	30	153.0	56.30	6.12	53.10	5.54	50.40	5.28	49.10	4.99	47.00	4.99	44.80	4.70
		307.0	56.30	5.82	53.10	5.27	50.40	4.99	49.10	4.99	47.00	4.69	44.80	4.44
		355.0	56.30	5.82	53.10	5.27	50.40	4.99	49.10	4.99	47.00	4.69	44.80	4.44
		410.0	56.30	5.82	53.10	5.27	50.40	4.99	49.10	4.99	47.00	4.69	44.80	4.44
		122.8	56.30	5.59	53.10	4.99	50.40	4.69	49.10	4.76	47.00	4.44	44.80	4.15
	35	153.0	56.30	5.54	53.10	4.99	50.40	4.69	49.10	4.70	47.00	4.44	44.80	4.15
		307.0	56.30	5.27	53.10	4.99	50.40	4.69	49.10	4.44	47.00	4.44	44.80	4.15
		355.0	56.30	5.27	53.10	4.99	50.40	4.69	49.10	4.44	47.00	4.44	44.80	4.15
		410.0	56.30	5.27	53.10	4.99	50.40	4.69	49.10	4.44	47.00	4.44	44.80	4.15
		122.8	56.30	5.05	53.10	4.76	50.40	4.51	49.10	4.15	47.00	4.22	44.80	3.86
	40	153.0	56.30	4.99	53.10	4.70	50.40	4.45	49.10	4.15	47.00	4.16	44.80	3.86
		307.0	56.30	4.69	53.10	4.44	50.40	4.15	49.10	4.15	47.00	3.86	44.80	3.86
		355.0	56.30	4.69	53.10	4.44	50.40	4.15	49.10	4.15	47.00	3.86	44.80	3.86
410.0		56.30	4.69	53.10	4.44	50.40	4.15	49.10	4.15	47.00	3.86	44.80	3.86	
122.8		56.30	4.51	53.10	4.58	50.40	4.29	49.10	3.55	47.00	4.00	44.80	3.61	
45	153.0	56.30	4.45	53.10	4.46	50.40	4.18	49.10	3.61	47.00	3.89	44.80	3.61	
	307.0	56.30	4.15	53.10	3.86	50.40	3.61	49.10	3.86	47.00	3.32	44.80	3.61	
	355.0	56.30	4.15	53.10	3.86	50.40	3.61	49.10	3.86	47.00	3.32	44.80	3.61	

7. Capacity Tables

Combi. (%)	Inlet Water Temp. (°C)	Water Flow Rate (LPM)	Indoor Air Temp. (°C, DB)											
			16.0		18.0		20.0		21.0		22.0		24.0	
			TC	PI	TC	PI	TC	PI	TC	PI	TC	PI	TC	PI
50	45	410.0	56.30	4.15	53.10	3.86	50.40	3.61	49.10	3.86	47.00	3.32	44.80	3.61

Note

- TC: Total Capacity(kW), PI : Power Input(kW)
- Capacity tables show the average value of conditions which may occur.
- The minimum flow rate of the product is based on 50% of the rated flow rate or the value indicated in the specification table, whichever is greater.
However, when the 'Variable Water Flow Valve Control KIT' is applied, the minimum flow rate is allowed to 40% (gray colored area) of the rated flow rate.
- If the flow rate is less than minimum flow rate and the indoor unit combination ratio exceeds 130%, ask to LG Electronics even if the 'Variable Water Flow Valve Control KIT' is applied.

7. Capacity Tables

CRWM340LAS5

Combi. (%)	Inlet Water Temp. (°C)	Water Flow Rate (LPM)	Indoor Air Temp. (°C, DB)											
			16.0		18.0		20.0		21.0		22.0		24.0	
			TC	PI	TC	PI	TC	PI	TC	PI	TC	PI	TC	PI
130	-5	130.8	50.70	18.67	50.30	17.59	50.00	16.36	49.30	15.88	49.90	15.47	48.50	13.87
		163.5	52.20	18.94	51.70	17.88	51.40	16.65	50.70	16.17	51.30	15.75	49.90	14.13
		327.0	59.30	20.29	58.80	19.28	58.50	18.14	57.70	17.62	58.30	17.12	56.90	15.37
		380.0	65.60	21.58	64.90	20.59	64.60	19.55	63.80	19.03	64.60	18.48	62.90	16.57
		410.0	71.30	22.80	70.40	21.83	70.10	20.89	69.30	20.36	70.30	19.76	68.30	17.70
	0	130.8	90.50	25.54	88.40	24.78	86.50	23.97	84.70	23.30	85.00	22.66	81.10	20.28
		163.5	91.00	25.60	88.90	24.83	87.00	24.03	85.20	23.36	85.50	22.71	81.60	20.33
		327.0	93.30	25.88	91.00	25.09	89.10	24.32	87.20	23.64	87.50	22.96	83.60	20.59
		380.0	94.70	25.88	92.30	25.09	90.40	24.32	88.40	23.64	88.80	22.96	84.80	20.59
		410.0	95.90	25.88	93.50	25.09	91.60	24.32	89.50	23.64	89.90	22.96	85.90	20.59
	5	130.8	130.4	27.45	128.4	26.77	125.7	26.09	122.6	25.35	119.2	24.65	112.7	22.08
		163.5	130.8	27.55	128.6	26.88	125.7	26.20	122.6	25.46	119.2	24.75	112.7	22.18
		327.0	132.6	28.06	129.5	27.40	125.8	26.75	122.6	26.01	119.2	25.27	112.7	22.66
		380.0	133.4	28.25	129.9	27.58	125.8	26.93	122.6	26.19	119.2	25.45	112.7	22.81
		410.0	134.2	28.43	130.2	27.75	125.8	27.10	122.6	26.36	119.2	25.62	112.7	22.96
	10	130.8	130.5	24.98	128.4	24.14	125.3	23.69	122.1	23.16	118.8	22.36	112.2	20.18
		163.5	131.2	24.95	128.9	24.16	125.8	23.72	122.6	23.16	119.2	22.35	112.6	20.17
		327.0	134.4	24.75	131.4	24.25	127.8	23.91	124.6	23.12	121.0	22.29	114.4	20.11
		380.0	135.1	25.09	132.3	24.59	128.7	24.01	125.1	23.21	121.9	22.66	115.1	21.06
		410.0	135.7	25.41	133.1	24.91	129.5	24.10	125.6	23.29	122.7	23.01	115.7	21.96
	15	130.8	130.7	22.51	128.5	21.55	124.8	21.32	121.5	20.96	118.3	20.07	111.7	18.30
		163.5	131.6	22.33	129.3	21.47	125.7	21.29	122.4	20.83	119.1	19.94	112.5	18.17
		327.0	136.1	21.40	133.3	21.09	129.9	21.09	126.5	20.20	122.9	19.30	116.3	17.52
		380.0	136.8	21.91	134.6	21.58	131.4	21.09	127.8	20.20	124.6	19.86	117.6	19.30
		410.0	137.4	22.40	135.8	22.04	132.8	21.09	129.0	20.20	126.1	20.40	118.8	20.97
	20	130.8	135.7	20.65	133.3	19.69	129.7	19.26	126.1	18.64	122.4	18.23	115.2	17.67
		163.5	136.6	20.53	134.2	19.68	130.6	19.25	127.0	18.71	123.3	18.33	116.1	17.55
		327.0	141.1	19.92	138.6	19.62	134.7	19.18	131.1	19.03	127.8	18.85	120.5	16.94
		380.0	141.6	19.92	139.6	19.62	136.3	19.30	132.4	19.03	128.8	18.85	121.5	18.01
		410.0	142.1	19.92	140.5	19.62	137.8	19.41	133.6	19.03	129.7	18.85	122.4	19.01
	25	130.8	143.3	19.69	139.6	19.12	136.3	18.80	133.7	18.49	130.7	18.22	123.2	17.02
		163.5	143.3	19.63	139.6	19.09	136.3	18.74	133.7	18.43	130.7	18.16	123.2	16.96
		327.0	143.3	19.30	139.6	18.96	136.3	18.41	133.7	18.14	130.7	17.83	123.2	16.63
		380.0	143.3	19.03	139.6	18.48	136.3	18.14	133.7	17.83	130.7	17.52	123.2	16.36
		410.0	143.3	18.78	139.6	18.02	136.3	17.89	133.7	17.55	130.7	17.24	123.2	16.11
	30	130.8	143.3	19.18	139.6	18.23	136.3	18.06	133.7	17.59	130.7	17.40	123.2	16.20
		163.5	143.3	19.05	139.6	18.20	136.3	17.98	133.7	17.54	130.7	17.27	123.2	16.07
		327.0	143.3	18.41	139.6	18.07	136.3	17.52	133.7	17.25	130.7	16.63	123.2	15.46
		380.0	143.3	18.14	139.6	17.59	136.3	17.25	133.7	16.94	130.7	16.63	123.2	15.46
		410.0	143.3	17.89	139.6	17.13	136.3	17.00	133.7	16.66	130.7	16.63	123.2	15.46
	35	130.8	143.3	18.30	139.6	17.68	136.3	17.33	133.7	16.70	130.7	16.12	123.2	14.99
		163.5	143.3	18.17	139.6	17.60	136.3	17.27	133.7	16.65	130.7	16.06	123.2	14.87
		327.0	143.3	17.52	139.6	17.18	136.3	16.94	133.7	16.36	130.7	15.74	123.2	14.26
		380.0	143.3	17.52	139.6	17.00	136.3	16.63	133.7	16.05	130.7	15.46	123.2	14.26
		410.0	143.3	17.52	139.6	16.84	136.3	16.35	133.7	15.77	130.7	15.21	123.2	14.26
	40	130.8	143.3	17.67	139.6	17.11	136.3	16.78	133.7	16.20	130.7	15.62	123.2	14.10
		163.5	143.3	17.55	139.6	17.03	136.3	16.66	133.7	16.07	130.7	15.49	123.2	13.99
		327.0	143.3	16.94	139.6	16.57	136.3	16.05	133.7	15.46	130.7	14.85	123.2	13.38
380.0		143.3	16.63	139.6	16.30	136.3	16.05	133.7	15.46	130.7	14.85	123.2	13.38	
410.0		143.3	16.35	139.6	16.05	136.3	16.05	133.7	15.46	130.7	14.85	123.2	13.38	
45	130.8	143.3	17.09	139.6	16.52	136.3	16.27	133.7	15.69	130.7	15.07	123.2	13.21	
	163.5	143.3	16.97	139.6	16.44	136.3	16.09	133.7	15.51	130.7	14.89	123.2	13.10	
	327.0	143.3	16.36	139.6	15.99	136.3	15.15	133.7	14.57	130.7	13.96	123.2	12.49	
	380.0	143.3	15.74	139.6	15.59	136.3	15.46	133.7	14.85	130.7	14.26	123.2	12.49	

7. Capacity Tables

Combi. (%)	Inlet Water Temp. (°C)	Water Flow Rate (LPM)	Indoor Air Temp. (°C, DB)											
			16.0		18.0		20.0		21.0		22.0		24.0	
			TC	PI	TC	PI	TC	PI	TC	PI	TC	PI	TC	PI
130	45	410.0	143.3	15.15	139.6	15.21	136.3	15.75	133.7	15.11	130.7	14.55	123.2	12.49
120	-5	130.8	48.10	18.67	47.80	17.59	47.50	16.36	46.90	15.67	47.30	15.22	46.10	13.62
		163.5	49.50	18.94	49.20	17.88	48.90	16.65	48.30	15.96	48.70	15.50	47.40	13.88
		327.0	56.40	20.29	55.90	19.28	55.60	18.14	54.90	17.36	55.40	16.88	53.90	15.12
		380.0	62.20	21.58	61.70	20.59	61.40	19.55	60.70	18.75	61.20	18.20	59.50	16.30
		410.0	67.40	22.80	66.90	21.83	66.60	20.89	65.90	20.06	66.40	19.45	64.60	17.42
		130.8	86.00	25.54	84.00	24.78	82.10	23.97	80.60	22.96	80.60	22.32	76.80	19.95
	0	163.5	86.50	25.60	84.50	24.83	82.60	24.03	81.00	23.02	81.00	22.37	77.20	20.00
		327.0	88.60	25.88	86.50	25.09	84.70	24.32	82.90	23.30	82.90	22.62	79.20	20.26
		380.0	89.90	25.88	87.90	25.09	86.00	24.32	84.20	23.30	84.10	22.62	80.40	20.26
		410.0	91.10	25.88	89.10	25.09	87.20	24.32	85.30	23.30	85.20	22.62	81.50	20.26
		130.8	124.1	27.45	122.2	26.77	119.5	26.09	116.6	24.98	113.0	24.28	106.8	21.75
		163.5	124.5	27.55	122.4	26.88	119.5	26.20	116.6	25.09	113.0	24.38	106.8	21.85
	5	327.0	126.3	28.06	123.4	27.40	119.5	26.75	116.6	25.64	113.0	24.90	106.8	22.29
		380.0	127.0	28.25	122.6	27.58	119.5	26.93	116.6	25.82	113.0	25.09	106.8	22.44
		410.0	127.6	28.43	121.9	27.75	119.5	27.10	116.6	25.99	113.0	25.27	106.8	22.59
		130.8	124.6	24.66	122.2	23.98	119.2	23.49	116.3	22.78	112.7	22.03	106.6	19.80
	10	163.5	125.1	24.74	122.7	24.06	119.5	23.56	116.6	22.81	113.0	22.02	106.8	19.82
		327.0	127.5	25.09	124.8	24.44	120.9	23.91	118.0	22.93	114.2	21.95	107.9	19.92
		380.0	128.2	24.99	124.3	24.44	121.4	24.01	118.5	23.03	114.7	22.04	108.4	20.59
		410.0	128.8	24.90	123.9	24.44	121.9	24.10	119.0	23.12	115.2	22.13	108.9	21.22
	15	130.8	124.9	21.88	122.4	21.22	118.8	20.90	116.0	20.59	112.4	19.76	106.2	17.91
		163.5	125.6	21.91	123.1	21.27	119.3	20.93	116.5	20.53	112.9	19.64	106.7	17.85
		327.0	128.5	22.10	126.1	21.46	122.2	21.09	119.2	20.20	115.3	19.03	109.1	17.52
		380.0	129.2	21.77	126.0	21.27	123.2	21.09	120.2	20.20	116.3	19.03	110.1	18.72
	20	410.0	129.8	21.46	125.9	21.09	124.1	21.09	121.1	20.20	117.2	19.03	111.0	19.85
		130.8	128.4	19.67	126.0	18.83	122.2	18.33	118.8	18.07	114.9	17.85	108.8	16.94
		163.5	129.1	19.67	126.7	18.89	122.7	18.40	119.5	18.13	115.6	17.84	109.3	16.89
		327.0	132.5	19.67	129.7	19.18	125.5	18.72	122.6	18.41	118.5	17.77	112.0	16.63
	25	380.0	133.1	19.49	129.6	19.03	126.5	18.72	123.2	18.41	119.2	17.83	112.7	17.25
		410.0	133.7	19.33	129.5	18.88	127.4	18.72	123.8	18.41	119.8	17.89	113.3	17.83
		130.8	134.6	18.61	130.7	17.74	126.5	17.40	123.8	17.02	120.5	16.70	113.9	15.54
		163.5	134.6	18.56	130.7	17.72	126.5	17.38	123.8	16.96	120.5	16.65	113.9	15.48
	30	327.0	135.0	18.26	130.7	17.59	126.5	17.25	123.8	16.63	120.5	16.36	113.9	15.15
		380.0	135.4	17.59	130.7	17.12	126.5	16.94	123.8	16.63	120.5	16.05	113.9	15.15
		410.0	135.7	16.95	130.7	16.68	126.5	16.66	123.8	16.63	120.5	15.77	113.9	15.15
		130.8	135.4	17.80	130.7	16.91	126.5	16.43	123.8	15.81	120.5	15.62	113.9	14.34
	35	163.5	135.4	17.67	130.7	16.83	126.5	16.37	123.8	15.75	120.5	15.49	113.9	14.28
		327.0	135.4	17.06	130.7	16.41	126.5	16.05	123.8	15.46	120.5	14.85	113.9	13.96
		380.0	135.4	16.51	130.7	16.05	126.5	15.74	123.8	15.46	120.5	14.85	113.9	13.68
		410.0	135.4	15.99	130.7	15.72	126.5	15.44	123.8	15.46	120.5	14.85	113.9	13.43
	40	130.8	135.4	16.99	130.7	16.07	126.5	15.62	123.8	14.99	120.5	14.41	113.9	13.13
		163.5	135.4	16.80	130.7	15.95	126.5	15.49	123.8	14.87	120.5	14.29	113.9	13.08
		327.0	135.4	15.80	130.7	15.34	126.5	14.85	123.8	14.26	120.5	13.68	113.9	12.79
		380.0	135.4	15.62	130.7	15.22	126.5	14.85	123.8	14.26	120.5	13.68	113.9	12.49
	45	410.0	135.4	15.46	130.7	15.10	126.5	14.85	123.8	14.26	120.5	13.68	113.9	12.21
		130.8	135.4	16.49	130.7	15.33	126.5	14.73	123.8	14.10	120.5	13.52	113.9	12.25
		163.5	135.4	16.23	130.7	15.18	126.5	14.60	123.8	13.99	120.5	13.40	113.9	12.19
		327.0	135.4	14.91	130.7	14.44	126.5	13.96	123.8	13.38	120.5	12.79	113.9	11.89
45	380.0	135.4	14.73	130.7	14.26	126.5	13.96	123.8	13.38	120.5	12.79	113.9	11.59	
	410.0	135.4	14.57	130.7	14.10	126.5	13.96	123.8	13.38	120.5	12.79	113.9	11.31	
	130.8	135.4	15.98	130.7	14.60	126.5	13.83	123.8	13.21	120.5	12.63	113.9	11.36	
45	163.5	135.4	15.66	130.7	14.43	126.5	13.70	123.8	13.10	120.5	12.50	113.9	11.30	
	327.0	135.4	14.02	130.7	13.56	126.5	13.07	123.8	12.49	120.5	11.89	113.9	11.00	
	380.0	135.4	13.83	130.7	13.31	126.5	13.07	123.8	12.49	120.5	11.89	113.9	10.70	

7. Capacity Tables

Combi. (%)	Inlet Water Temp. (°C)	Water Flow Rate (LPM)	Indoor Air Temp. (°C, DB)											
			16.0		18.0		20.0		21.0		22.0		24.0	
			TC	PI	TC	PI	TC	PI	TC	PI	TC	PI	TC	PI
120	45	410.0	135.4	13.65	130.7	13.09	126.5	13.07	123.8	12.49	120.5	11.89	113.9	10.42
110	-5	130.8	45.60	18.91	45.20	17.59	45.00	16.36	44.50	15.67	44.60	15.22	43.70	13.62
		163.5	46.90	19.18	46.50	17.88	46.30	16.65	45.80	15.96	45.90	15.50	44.90	13.88
		327.0	53.30	20.54	53.00	19.28	52.70	18.14	52.20	17.36	52.20	16.88	51.10	15.12
		380.0	58.80	21.86	58.50	20.59	58.20	19.55	57.60	18.75	57.60	18.20	56.40	16.30
		410.0	63.70	23.11	63.40	21.83	63.10	20.89	62.50	20.06	62.50	19.45	61.20	17.42
	0	130.8	81.40	25.88	79.60	24.78	78.00	23.97	76.50	22.96	75.80	22.32	72.90	19.95
		163.5	81.80	25.93	80.00	24.83	78.40	24.03	76.90	23.02	76.20	22.37	73.30	20.00
		327.0	83.80	26.19	82.00	25.09	80.20	24.32	78.70	23.30	78.00	22.62	75.00	20.26
		380.0	85.00	26.19	83.30	25.09	81.50	24.32	79.90	23.30	79.20	22.62	76.10	20.26
		410.0	86.10	26.19	84.50	25.09	82.60	24.32	81.00	23.30	80.30	22.62	77.20	20.26
	5	130.8	118.8	27.82	115.9	26.77	113.2	26.09	110.7	24.98	106.4	24.28	101.2	21.75
		163.5	119.1	27.92	116.1	26.88	113.2	26.20	110.7	25.09	106.4	24.38	101.2	21.85
		327.0	120.7	28.43	117.1	27.40	113.4	26.75	110.7	25.64	106.4	24.90	101.2	22.29
		380.0	121.4	28.62	117.3	27.58	113.4	26.93	110.7	25.82	106.4	25.09	101.2	22.44
		410.0	122.0	28.80	117.5	27.75	113.4	27.10	110.7	25.99	106.4	25.27	101.2	22.59
	10	130.8	119.2	24.95	116.3	24.09	113.1	23.57	110.5	22.78	106.2	22.03	101.1	19.80
		163.5	119.6	24.98	116.6	24.15	113.3	23.63	110.7	22.81	106.4	22.02	101.3	19.82
		327.0	121.4	25.17	117.8	24.44	113.9	23.91	111.4	22.93	107.1	21.95	101.7	19.92
		380.0	122.1	25.17	118.3	24.44	114.4	23.85	111.5	22.87	107.3	22.04	102.0	20.14
		410.0	122.7	25.17	118.8	24.44	114.9	23.79	111.7	22.81	107.5	22.13	102.3	20.34
	15	130.8	119.5	22.07	116.4	21.46	113.0	21.09	110.3	20.59	106.1	19.76	101.0	17.91
		163.5	120.0	22.04	116.8	21.46	113.3	21.09	110.6	20.53	106.4	19.64	101.2	17.85
		327.0	122.1	21.91	118.5	21.46	114.7	21.09	112.0	20.20	107.8	19.03	102.2	17.52
		380.0	122.7	21.77	119.2	21.27	115.3	20.81	112.4	19.92	108.1	19.03	102.8	17.83
		410.0	123.3	21.64	119.8	21.09	115.8	20.56	112.7	19.67	108.4	19.03	103.4	18.12
	20	130.8	121.7	19.05	118.5	18.60	114.6	18.14	111.5	17.83	107.5	17.33	101.8	16.20
		163.5	122.2	19.08	118.8	18.60	114.9	18.14	111.9	17.83	107.8	17.27	102.1	16.18
		327.0	125.0	19.25	120.5	18.60	116.3	18.14	113.7	17.83	109.1	16.94	103.8	16.05
		380.0	125.8	19.25	121.4	18.60	117.0	18.14	113.9	17.52	109.7	16.94	104.1	16.05
		410.0	126.6	19.25	122.2	18.60	117.6	18.14	114.1	17.24	110.2	16.94	104.3	16.05
	25	130.8	125.6	17.34	121.9	16.70	117.0	16.43	114.4	15.81	110.4	15.23	104.5	13.96
		163.5	125.8	17.31	121.9	16.65	117.0	16.37	114.4	15.75	110.4	15.17	104.5	13.96
		327.0	126.8	17.18	121.9	16.36	117.0	16.05	114.4	15.46	110.4	14.85	104.5	13.96
		380.0	127.5	17.18	121.9	16.41	117.0	15.74	114.4	15.46	110.4	14.57	104.5	13.68
		410.0	128.1	17.18	121.9	16.46	117.0	15.44	114.4	15.46	110.4	14.32	104.5	13.43
	30	130.8	127.5	15.81	121.9	15.23	117.0	14.65	114.4	14.34	110.4	13.45	104.5	12.56
		163.5	127.5	15.75	121.9	15.17	117.0	14.59	114.4	14.28	110.4	13.39	104.5	12.50
		327.0	127.5	15.46	121.9	14.85	117.0	14.26	114.4	13.96	110.4	13.07	104.5	12.17
		380.0	127.5	15.34	121.9	14.57	117.0	13.96	114.4	13.68	110.4	13.07	104.5	12.17
		410.0	127.5	15.24	121.9	14.32	117.0	13.68	114.4	13.43	110.4	13.07	104.5	12.17
	35	130.8	127.5	14.99	121.9	14.02	117.0	13.45	114.4	12.86	110.4	12.25	104.5	11.36
		163.5	127.5	14.87	121.9	13.97	117.0	13.39	114.4	12.80	110.4	12.19	104.5	11.30
		327.0	127.5	14.26	121.9	13.68	117.0	13.07	114.4	12.49	110.4	11.89	104.5	11.00
		380.0	127.5	13.89	121.9	13.38	117.0	12.79	114.4	12.49	110.4	11.89	104.5	11.00
		410.0	127.5	13.55	121.9	13.10	117.0	12.54	114.4	12.49	110.4	11.89	104.5	11.00
	40	130.8	127.5	14.10	121.9	13.52	117.0	12.63	114.4	11.97	110.4	11.36	104.5	10.46
		163.5	127.5	13.99	121.9	13.40	117.0	12.50	114.4	11.91	110.4	11.30	104.5	10.41
		327.0	127.5	13.38	121.9	12.79	117.0	11.89	114.4	11.59	110.4	11.00	104.5	10.12
380.0		127.5	13.18	121.9	12.49	117.0	11.89	114.4	11.28	110.4	10.70	104.5	9.81	
410.0		127.5	13.00	121.9	12.21	117.0	11.89	114.4	11.00	110.4	10.42	104.5	9.53	
45	130.8	127.5	13.21	121.9	13.02	117.0	11.81	114.4	11.08	110.4	10.46	104.5	9.57	
	163.5	127.5	13.10	121.9	12.83	117.0	11.63	114.4	11.02	110.4	10.41	104.5	9.52	
	327.0	127.5	12.49	121.9	11.89	117.0	10.70	114.4	10.70	110.4	10.12	104.5	9.23	
	380.0	127.5	12.49	121.9	11.59	117.0	11.00	114.4	10.12	110.4	9.50	104.5	8.60	

7. Capacity Tables

Combi. (%)	Inlet Water Temp. (°C)	Water Flow Rate (LPM)	Indoor Air Temp. (°C, DB)											
			16.0		18.0		20.0		21.0		22.0		24.0	
			TC	PI	TC	PI	TC	PI	TC	PI	TC	PI	TC	PI
110	45	410.0	127.5	12.49	121.9	11.31	117.0	11.29	114.4	9.57	110.4	8.92	104.5	8.01
100	-5	130.8	43.00	18.91	42.70	17.83	42.50	16.36	42.20	15.67	41.80	14.97	41.00	13.62
		163.5	44.20	19.18	43.90	18.12	43.70	16.65	43.40	15.96	43.00	15.25	42.20	13.88
		327.0	50.50	20.54	50.10	19.52	49.80	18.14	49.30	17.36	48.90	16.63	48.10	15.12
		380.0	55.70	21.86	55.30	20.88	54.90	19.55	54.50	18.75	54.10	17.93	53.10	16.30
		410.0	60.50	23.11	59.90	22.16	59.50	20.89	59.30	20.06	58.70	19.15	57.60	17.42
	0	130.8	77.00	25.88	75.30	25.11	73.70	23.97	72.40	22.96	71.10	21.98	68.70	19.95
		163.5	77.40	25.93	75.70	25.16	74.10	24.03	72.80	23.02	71.50	22.03	69.00	20.00
		327.0	79.20	26.19	77.50	25.43	75.80	24.32	74.50	23.30	73.30	22.29	70.70	20.26
		380.0	80.40	26.19	78.70	25.43	77.00	24.32	75.60	23.30	74.30	22.29	71.70	20.26
		410.0	81.50	26.19	79.80	25.43	78.10	24.32	76.70	23.30	75.20	22.29	72.60	20.26
	5	130.8	113.6	27.82	109.8	27.14	106.9	26.09	104.9	24.98	99.80	23.91	95.20	21.75
		163.5	113.9	27.92	110.0	27.24	106.9	26.20	104.9	25.09	99.80	24.01	95.20	21.85
		327.0	115.6	28.43	110.8	27.76	107.1	26.75	104.9	25.64	99.80	24.53	95.20	22.29
		380.0	116.3	28.62	111.0	27.95	107.1	26.93	104.9	25.82	99.80	24.69	95.20	22.44
		410.0	116.9	28.80	111.2	28.13	107.1	27.10	104.9	25.99	99.80	24.84	95.20	22.59
	10	130.8	114.2	24.88	110.2	24.33	107.1	23.57	104.9	22.78	99.80	21.65	95.20	19.80
		163.5	114.4	24.98	110.4	24.40	107.1	23.63	104.9	22.81	99.80	21.67	95.20	19.82
		327.0	115.6	25.45	110.9	24.72	107.1	23.91	104.9	22.93	99.80	21.77	95.20	19.92
		380.0	116.4	25.36	111.4	24.72	107.1	23.85	104.9	22.87	99.80	21.70	95.20	19.83
		410.0	117.2	25.29	111.9	24.72	107.1	23.79	104.9	22.81	99.80	21.64	95.20	19.74
	15	130.8	114.8	21.93	110.6	21.56	107.1	21.09	104.9	20.59	99.80	19.38	95.20	17.91
		163.5	115.0	22.03	110.6	21.58	107.1	21.09	104.9	20.53	99.80	19.32	95.20	17.85
		327.0	115.6	22.48	111.0	21.64	107.1	21.09	104.9	20.20	99.80	19.03	95.20	17.52
		380.0	116.6	22.10	111.5	21.46	107.1	20.81	104.9	19.92	99.80	18.72	95.20	17.25
		410.0	117.5	21.75	112.0	21.30	107.1	20.56	104.9	19.67	99.80	18.44	95.20	17.00
	20	130.8	115.4	18.76	111.2	18.28	107.1	17.83	104.9	17.59	99.80	16.43	95.20	15.62
		163.5	115.8	18.83	111.2	18.30	107.1	17.83	104.9	17.54	99.80	16.37	95.20	15.49
		327.0	117.6	19.18	111.5	18.35	107.1	17.83	104.9	17.25	99.80	16.05	95.20	14.85
		380.0	118.3	18.85	112.6	18.20	107.1	17.52	104.9	16.94	99.80	15.74	95.20	14.57
		410.0	118.9	18.54	113.5	18.07	107.1	17.24	104.9	16.66	99.80	15.44	95.20	14.32
	25	130.8	116.8	16.40	113.0	15.89	107.1	15.23	104.9	14.65	99.80	13.76	95.20	12.49
		163.5	117.2	16.42	113.0	15.82	107.1	15.17	104.9	14.59	99.80	13.70	95.20	12.49
		327.0	119.0	16.48	113.0	15.46	107.1	14.85	104.9	14.26	99.80	13.38	95.20	12.49
		380.0	119.5	16.11	113.0	15.34	107.1	14.57	104.9	13.96	99.80	13.38	95.20	12.17
		410.0	120.0	15.77	113.0	15.24	107.1	14.32	104.9	13.68	99.80	13.38	95.20	11.87
	30	130.8	119.5	14.92	113.0	13.76	107.1	12.81	104.9	12.56	99.80	11.59	95.20	11.08
		163.5	119.5	14.86	113.0	13.70	107.1	12.79	104.9	12.50	99.80	11.59	95.20	11.02
		327.0	119.5	14.57	113.0	13.38	107.1	12.67	104.9	12.17	99.80	11.59	95.20	10.70
		380.0	119.5	14.26	113.0	13.38	107.1	12.49	104.9	12.17	99.80	11.28	95.20	10.70
		410.0	119.5	13.98	113.0	13.38	107.1	12.33	104.9	12.17	99.80	11.00	95.20	10.70
	35	130.8	119.5	13.83	113.0	12.63	107.1	11.31	104.9	11.08	99.80	10.46	95.20	9.57
		163.5	119.5	13.70	113.0	12.50	107.1	11.29	104.9	11.02	99.80	10.41	95.20	9.52
		327.0	119.5	13.07	113.0	11.89	107.1	11.16	104.9	10.70	99.80	10.12	95.20	9.23
		380.0	119.5	13.07	113.0	11.89	107.1	11.00	104.9	10.70	99.80	10.12	95.20	9.23
		410.0	119.5	13.07	113.0	11.89	107.1	10.85	104.9	10.70	99.80	10.12	95.20	9.23
	40	130.8	119.5	12.94	113.0	11.73	107.1	10.15	104.9	9.89	99.80	9.30	95.20	8.68
		163.5	119.5	12.81	113.0	11.61	107.1	10.12	104.9	9.83	99.80	9.24	95.20	8.62
		327.0	119.5	12.17	113.0	11.00	107.1	9.99	104.9	9.50	99.80	8.92	95.20	8.33
380.0		119.5	11.89	113.0	11.00	107.1	9.81	104.9	9.50	99.80	8.92	95.20	8.33	
410.0		119.5	11.64	113.0	11.00	107.1	9.65	104.9	9.50	99.80	8.92	95.20	8.33	
45	130.8	119.5	12.05	113.0	10.84	107.1	8.94	104.9	8.68	99.80	8.10	95.20	7.79	
	163.5	119.5	11.92	113.0	10.73	107.1	8.92	104.9	8.62	99.80	8.04	95.20	7.73	
	327.0	119.5	11.28	113.0	10.12	107.1	8.79	104.9	8.33	99.80	7.71	95.20	7.44	
	380.0	119.5	10.70	113.0	10.12	107.1	8.60	104.9	8.33	99.80	7.71	95.20	7.44	

7. Capacity Tables

Combi. (%)	Inlet Water Temp. (°C)	Water Flow Rate (LPM)	Indoor Air Temp. (°C, DB)											
			16.0		18.0		20.0		21.0		22.0		24.0	
			TC	PI	TC	PI	TC	PI	TC	PI	TC	PI	TC	PI
100	45	410.0	119.5	10.15	113.0	10.12	107.1	8.42	104.9	8.33	99.80	7.71	95.20	7.44
90	-5	130.8	40.60	17.56	39.40	15.99	38.20	14.04	37.90	13.39	37.60	12.91	37.00	11.58
		163.5	41.80	17.82	40.60	16.25	39.30	14.30	39.00	13.63	38.80	13.15	38.00	11.79
		327.0	47.60	19.06	46.10	17.49	44.70	15.59	44.40	14.85	44.20	14.33	43.20	12.85
		380.0	52.60	20.26	50.90	18.72	49.40	16.81	49.00	16.02	48.80	15.43	47.80	13.86
		410.0	57.10	21.41	55.20	19.88	53.70	17.97	53.20	17.14	53.00	16.46	52.00	14.82
	0	130.8	72.70	23.91	69.40	22.44	66.10	20.60	65.10	19.65	64.10	18.91	61.70	16.99
		163.5	73.10	23.96	69.70	22.49	66.50	20.65	65.40	19.70	64.40	18.96	62.00	17.03
		327.0	74.80	24.22	71.40	22.75	68.20	20.88	67.00	19.92	66.00	19.18	63.60	17.22
		380.0	76.00	24.22	72.40	22.75	69.20	20.88	68.00	19.92	67.00	19.18	64.60	17.22
		410.0	77.10	24.22	73.30	22.75	70.10	20.88	68.90	19.92	67.90	19.18	65.50	17.22
	5	130.8	102.7	25.67	99.40	24.23	96.20	22.43	94.20	21.38	90.10	20.58	85.80	18.48
		163.5	102.8	25.77	99.40	24.33	96.20	22.52	94.20	21.47	90.10	20.67	85.80	18.56
		327.0	103.2	26.25	99.10	24.80	96.20	22.96	94.20	21.91	90.10	21.12	85.80	18.94
		380.0	103.8	26.41	99.30	24.96	96.20	23.15	94.20	22.07	90.10	21.27	85.80	19.09
		410.0	104.4	26.56	99.50	25.11	96.20	23.33	94.20	22.22	90.10	21.41	85.80	19.23
	10	130.8	103.2	22.67	99.80	21.56	96.20	20.30	94.20	19.46	90.10	18.67	85.80	16.83
		163.5	103.2	22.69	99.70	21.58	96.20	20.32	94.20	19.48	90.10	18.66	85.80	16.85
		327.0	103.0	22.75	99.10	21.67	96.20	20.41	94.20	19.59	90.10	18.60	85.80	16.91
		380.0	103.7	22.69	99.40	21.61	96.20	20.35	94.20	19.52	90.10	18.66	85.80	16.97
		410.0	104.3	22.63	99.70	21.55	96.20	20.29	94.20	19.46	90.10	18.71	85.80	17.03
	15	130.8	103.8	19.63	100.1	18.93	96.20	18.22	94.20	17.59	90.10	16.78	85.80	15.23
		163.5	103.7	19.57	100.0	18.87	96.20	18.16	94.20	17.54	90.10	16.66	85.80	15.17
		327.0	102.9	19.25	99.30	18.54	96.20	17.83	94.20	17.25	90.10	16.05	85.80	14.85
		380.0	103.6	18.96	99.50	18.26	96.20	17.52	94.20	16.94	90.10	16.05	85.80	14.85
		410.0	104.2	18.69	99.70	18.01	96.20	17.24	94.20	16.66	90.10	16.05	85.80	14.85
	20	130.8	104.4	16.57	100.5	16.09	96.20	15.54	94.20	14.92	90.10	14.41	85.80	13.52
		163.5	104.4	16.57	100.3	16.06	96.20	15.48	94.20	14.86	90.10	14.29	85.80	13.40
		327.0	103.9	16.57	99.50	15.86	96.20	15.15	94.20	14.57	90.10	13.68	85.80	12.79
		380.0	104.2	16.30	99.80	15.74	96.20	15.15	94.20	14.57	90.10	13.68	85.80	12.79
		410.0	104.5	16.05	100.1	15.62	96.20	15.15	94.20	14.57	90.10	13.68	85.80	12.79
	25	130.8	106.1	14.48	101.8	13.71	96.20	13.13	94.20	12.49	90.10	11.97	85.80	11.08
		163.5	106.3	14.46	101.8	13.68	96.20	13.08	94.20	12.49	90.10	11.91	85.80	11.02
		327.0	107.4	14.33	101.8	13.56	96.20	12.79	94.20	12.49	90.10	11.59	85.80	10.70
		380.0	107.8	13.96	101.8	13.25	96.20	12.79	94.20	12.17	90.10	11.59	85.80	10.70
		410.0	108.1	13.62	101.8	12.97	96.20	12.79	94.20	11.87	90.10	11.59	85.80	10.70
	30	130.8	107.8	13.13	101.8	12.25	96.20	11.36	94.20	11.08	90.10	10.46	85.80	9.50
		163.5	107.8	13.08	101.8	12.19	96.20	11.30	94.20	11.02	90.10	10.41	85.80	9.50
		327.0	107.8	12.79	101.8	11.89	96.20	11.00	94.20	10.70	90.10	10.12	85.80	9.50
		380.0	107.8	12.49	101.8	11.59	96.20	11.00	94.20	10.70	90.10	10.12	85.80	9.23
		410.0	107.8	12.21	101.8	11.31	96.20	11.00	94.20	10.70	90.10	10.12	85.80	8.98
	35	130.8	107.8	11.97	101.8	11.08	96.20	10.20	94.20	9.89	90.10	9.30	85.80	8.68
		163.5	107.8	11.91	101.8	11.02	96.20	10.14	94.20	9.83	90.10	9.24	85.80	8.62
		327.0	107.8	11.59	101.8	10.70	96.20	9.81	94.20	9.50	90.10	8.92	85.80	8.33
		380.0	107.8	11.28	101.8	10.39	96.20	9.50	94.20	9.23	90.10	8.92	85.80	8.33
		410.0	107.8	11.00	101.8	10.11	96.20	9.22	94.20	8.98	90.10	8.92	85.80	8.33
	40	130.8	107.8	11.16	101.8	10.20	96.20	8.99	94.20	8.68	90.10	8.41	85.80	7.79
		163.5	107.8	11.03	101.8	10.14	96.20	8.93	94.20	8.62	90.10	8.35	85.80	7.73
		327.0	107.8	10.39	101.8	9.81	96.20	8.60	94.20	8.33	90.10	8.02	85.80	7.44
380.0		107.8	10.39	101.8	9.81	96.20	8.60	94.20	8.33	90.10	8.02	85.80	7.44	
410.0		107.8	10.39	101.8	9.81	96.20	8.60	94.20	8.33	90.10	8.02	85.80	7.44	
45	130.8	107.8	10.34	101.8	9.30	96.20	7.79	94.20	7.52	90.10	7.52	85.80	6.89	
	163.5	107.8	10.16	101.8	9.24	96.20	7.73	94.20	7.46	90.10	7.46	85.80	6.84	
	327.0	107.8	9.23	101.8	8.92	96.20	7.44	94.20	7.13	90.10	7.13	85.80	6.55	
	380.0	107.8	9.50	101.8	9.23	96.20	7.71	94.20	7.44	90.10	7.13	85.80	6.55	

7. Capacity Tables

Combi. (%)	Inlet Water Temp. (°C)	Water Flow Rate (LPM)	Indoor Air Temp. (°C, DB)											
			16.0		18.0		20.0		21.0		22.0		24.0	
			TC	PI	TC	PI	TC	PI	TC	PI	TC	PI	TC	PI
90	45	410.0	107.8	9.76	101.8	9.52	96.20	7.97	94.20	7.73	90.10	7.13	85.80	6.55
80	-5	130.8	38.40	12.51	36.00	12.04	34.10	11.52	33.70	11.13	33.50	10.62	32.80	9.78
		163.5	39.50	12.74	37.00	12.26	35.10	11.73	34.70	11.33	34.50	10.81	33.80	9.96
		327.0	44.90	13.89	42.20	13.34	39.80	12.76	39.40	12.33	39.30	11.78	38.40	10.82
		380.0	49.70	14.97	46.60	14.39	44.00	13.78	43.50	13.31	43.30	12.70	42.50	11.68
		410.0	54.00	15.99	50.60	15.38	47.90	14.74	47.20	14.24	47.00	13.57	46.20	12.49
	0	130.8	68.70	18.36	63.30	17.62	59.00	16.89	57.80	16.31	57.00	15.54	54.90	14.31
		163.5	69.00	18.41	63.60	17.67	59.30	16.93	58.10	16.35	57.30	15.58	55.20	14.34
		327.0	70.70	18.63	65.10	17.89	60.70	17.12	59.50	16.54	58.80	15.77	56.50	14.51
		380.0	71.70	18.63	66.10	17.89	61.70	17.12	60.50	16.54	59.70	15.77	57.40	14.51
		410.0	72.60	18.63	67.00	17.89	62.60	17.12	61.40	16.54	60.50	15.77	58.30	14.51
	5	130.8	94.90	19.96	89.60	19.22	85.70	18.35	83.80	17.73	80.20	16.91	76.20	15.56
		163.5	95.10	20.06	89.80	19.30	85.70	18.43	83.80	17.81	80.20	16.99	76.20	15.64
		327.0	95.90	20.51	90.40	19.67	85.80	18.85	83.80	18.20	80.20	17.34	76.20	15.99
		380.0	95.90	20.62	90.40	19.83	85.80	18.96	83.80	18.32	80.20	17.46	76.20	16.07
		410.0	95.90	20.73	90.40	19.98	85.80	19.07	83.80	18.43	80.20	17.57	76.20	16.15
	10	130.8	95.40	18.38	89.90	17.54	85.70	16.65	83.80	16.20	80.20	15.33	76.20	14.20
		163.5	95.50	18.36	90.00	17.52	85.70	16.66	83.80	16.20	80.20	15.34	76.20	14.20
		327.0	95.90	18.26	90.40	17.43	85.80	16.70	83.80	16.23	80.20	15.37	76.20	14.23
		380.0	95.90	18.20	90.40	17.49	85.80	16.75	83.80	16.14	80.20	15.28	76.20	14.14
		410.0	95.90	18.14	90.40	17.55	85.80	16.80	83.80	16.05	80.20	15.19	76.20	14.05
	15	130.8	95.90	16.78	90.40	15.89	85.80	14.92	83.80	14.65	80.20	13.76	76.20	12.86
		163.5	95.90	16.66	90.40	15.76	85.80	14.86	83.80	14.59	80.20	13.70	76.20	12.80
		327.0	95.90	16.05	90.40	15.15	85.80	14.57	83.80	14.26	80.20	13.38	76.20	12.49
		380.0	95.90	15.74	90.40	15.15	85.80	14.57	83.80	13.96	80.20	13.07	76.20	12.17
		410.0	95.90	15.44	90.40	15.15	85.80	14.57	83.80	13.68	80.20	12.79	76.20	11.87
	20	130.8	95.90	14.02	90.40	13.45	85.80	12.79	83.80	12.56	80.20	11.97	76.20	11.08
		163.5	95.90	13.97	90.40	13.39	85.80	12.79	83.80	12.50	80.20	11.91	76.20	11.02
		327.0	95.90	13.68	90.40	13.07	85.80	12.79	83.80	12.17	80.20	11.59	76.20	10.70
		380.0	95.90	13.38	90.40	12.79	85.80	12.49	83.80	12.17	80.20	11.28	76.20	10.70
		410.0	95.90	13.10	90.40	12.54	85.80	12.21	83.80	12.17	80.20	11.00	76.20	10.70
	25	130.8	95.90	12.56	90.40	11.67	85.80	11.00	83.80	10.78	80.20	10.20	76.20	9.57
		163.5	95.90	12.50	90.40	11.61	85.80	11.00	83.80	10.72	80.20	10.14	76.20	9.52
		327.0	95.90	12.17	90.40	11.28	85.80	11.00	83.80	10.39	80.20	9.81	76.20	9.23
		380.0	95.90	11.89	90.40	11.28	85.80	10.70	83.80	10.39	80.20	9.81	76.20	9.23
		410.0	95.90	11.64	90.40	11.28	85.80	10.42	83.80	10.39	80.20	9.81	76.20	9.23
	30	130.8	95.90	11.08	90.40	10.46	85.80	9.89	83.80	9.57	80.20	8.99	76.20	8.41
		163.5	95.90	11.02	90.40	10.41	85.80	9.83	83.80	9.52	80.20	8.93	76.20	8.35
		327.0	95.90	10.70	90.40	10.12	85.80	9.50	83.80	9.23	80.20	8.60	76.20	8.02
		380.0	95.90	10.70	90.40	10.12	85.80	9.50	83.80	9.23	80.20	8.60	76.20	8.02
		410.0	95.90	10.70	90.40	10.12	85.80	9.50	83.80	9.23	80.20	8.60	76.20	8.02
	35	130.8	95.90	10.20	90.40	9.57	85.80	8.68	83.80	8.33	80.20	8.10	76.20	7.44
		163.5	95.90	10.14	90.40	9.52	85.80	8.62	83.80	8.33	80.20	8.04	76.20	7.44
		327.0	95.90	9.81	90.40	9.23	85.80	8.33	83.80	8.33	80.20	7.71	76.20	7.44
		380.0	95.90	9.81	90.40	8.92	85.80	8.33	83.80	8.02	80.20	7.71	76.20	7.13
		410.0	95.90	9.81	90.40	8.64	85.80	8.33	83.80	7.74	80.20	7.71	76.20	6.85
	40	130.8	95.90	9.65	90.40	8.68	85.80	7.71	83.80	7.79	80.20	7.13	76.20	6.89
		163.5	95.90	9.53	90.40	8.62	85.80	7.71	83.80	7.73	80.20	7.13	76.20	6.84
		327.0	95.90	8.92	90.40	8.33	85.80	7.71	83.80	7.44	80.20	7.13	76.20	6.55
380.0		95.90	8.92	90.40	8.33	85.80	7.44	83.80	7.44	80.20	7.13	76.20	6.55	
410.0		95.90	8.92	90.40	8.33	85.80	7.19	83.80	7.44	80.20	7.13	76.20	6.55	
45	130.8	95.90	9.14	90.40	7.79	85.80	6.75	83.80	7.28	80.20	6.16	76.20	6.39	
	163.5	95.90	8.96	90.40	7.73	85.80	6.81	83.80	7.16	80.20	6.23	76.20	6.27	
	327.0	95.90	8.02	90.40	7.44	85.80	7.13	83.80	6.55	80.20	6.55	76.20	5.66	
	380.0	95.90	8.02	90.40	7.71	85.80	6.55	83.80	6.83	80.20	6.55	76.20	5.94	

7. Capacity Tables

Combi. (%)	Inlet Water Temp. (°C)	Water Flow Rate (LPM)	Indoor Air Temp. (°C, DB)											
			16.0		18.0		20.0		21.0		22.0		24.0	
			TC	PI	TC	PI	TC	PI	TC	PI	TC	PI	TC	PI
80	45	410.0	95.90	8.02	90.40	7.97	85.80	6.00	83.80	7.09	80.20	6.55	76.20	6.20
70	-5	130.8	33.50	10.74	31.50	10.23	29.80	9.89	29.40	9.33	29.30	9.00	28.80	8.18
		163.5	34.50	10.93	32.40	10.42	30.60	10.07	30.30	9.49	30.10	9.16	29.60	8.33
		327.0	39.30	11.89	36.90	11.34	34.80	10.97	34.50	10.33	34.30	9.96	33.70	9.07
		380.0	43.50	12.85	40.80	12.23	38.40	11.83	38.10	11.13	37.90	10.76	37.20	9.78
		410.0	47.40	13.75	44.40	13.07	41.70	12.64	41.40	11.89	41.20	11.52	40.40	10.45
	0	130.8	60.00	15.72	55.40	14.99	51.50	14.49	50.60	13.64	49.80	13.18	48.10	11.99
		163.5	60.30	15.77	55.70	15.02	51.80	14.54	50.90	13.67	50.10	13.21	48.30	12.02
		327.0	61.70	15.96	57.10	15.18	53.00	14.73	52.20	13.83	51.30	13.38	49.40	12.15
		380.0	62.70	15.96	58.00	15.18	53.80	14.73	52.90	13.83	52.20	13.38	50.20	12.15
		410.0	63.60	15.96	58.80	15.18	54.40	14.73	53.50	13.83	53.00	13.38	50.80	12.15
	5	130.8	82.90	17.13	78.50	16.30	74.80	15.78	73.30	14.87	69.90	14.34	66.60	13.02
		163.5	83.10	17.20	78.70	16.37	74.80	15.85	73.30	14.93	69.90	14.41	66.60	13.08
		327.0	83.80	17.55	79.30	16.72	74.90	16.20	73.30	15.22	69.90	14.73	66.60	13.38
		380.0	83.80	17.67	79.20	16.85	74.90	16.33	73.30	15.34	69.90	14.81	66.60	13.46
		410.0	83.80	17.78	79.20	16.97	74.90	16.45	73.30	15.46	69.90	14.89	66.60	13.54
	10	130.8	83.30	15.77	78.90	14.91	74.90	14.36	73.30	13.56	69.90	13.00	66.60	11.89
		163.5	83.40	15.75	78.90	14.88	74.90	14.33	73.30	13.56	69.90	13.00	66.60	11.89
		327.0	83.80	15.62	79.20	14.75	74.90	14.20	73.30	13.56	69.90	13.00	66.60	11.89
		380.0	83.80	15.68	79.20	14.81	74.90	14.26	73.30	13.62	69.90	12.91	66.60	11.93
		410.0	83.80	15.74	79.20	14.87	74.90	14.32	73.30	13.68	69.90	12.82	66.60	11.96
	15	130.8	83.80	14.41	79.20	13.52	74.90	12.94	73.30	12.25	69.90	11.67	66.60	10.78
		163.5	83.80	14.29	79.20	13.40	74.90	12.81	73.30	12.19	69.90	11.61	66.60	10.72
		327.0	83.80	13.68	79.20	12.79	74.90	12.17	73.30	11.89	69.90	11.28	66.60	10.39
		380.0	83.80	13.68	79.20	12.79	74.90	12.17	73.30	11.89	69.90	11.00	66.60	10.39
		410.0	83.80	13.68	79.20	12.79	74.90	12.17	73.30	11.89	69.90	10.75	66.60	10.39
	20	130.8	83.80	11.97	79.20	11.36	74.90	11.08	73.30	10.78	69.90	10.20	66.60	9.57
		163.5	83.80	11.91	79.20	11.30	74.90	11.02	73.30	10.72	69.90	10.14	66.60	9.52
		327.0	83.80	11.59	79.20	11.00	74.90	10.70	73.30	10.39	69.90	9.81	66.60	9.23
		380.0	83.80	11.59	79.20	11.00	74.90	10.70	73.30	10.12	69.90	9.81	66.60	8.92
		410.0	83.80	11.59	79.20	11.00	74.90	10.70	73.30	9.87	69.90	9.81	66.60	8.64
	25	130.8	83.80	10.78	79.20	10.20	74.90	9.57	73.30	9.30	69.90	8.60	66.60	8.02
		163.5	83.80	10.72	79.20	10.14	74.90	9.52	73.30	9.24	69.90	8.60	66.60	8.02
		327.0	83.80	10.39	79.20	9.81	74.90	9.23	73.30	8.92	69.90	8.60	66.60	8.02
		380.0	83.80	10.12	79.20	9.50	74.90	9.23	73.30	8.92	69.90	8.33	66.60	8.02
		410.0	83.80	9.87	79.20	9.22	74.90	9.23	73.30	8.92	69.90	8.08	66.60	8.02
	30	130.8	83.80	9.57	79.20	8.99	74.90	8.41	73.30	8.02	69.90	7.79	66.60	7.13
		163.5	83.80	9.52	79.20	8.93	74.90	8.35	73.30	8.02	69.90	7.73	66.60	7.13
		327.0	83.80	9.23	79.20	8.60	74.90	8.02	73.30	8.02	69.90	7.44	66.60	7.13
		380.0	83.80	9.23	79.20	8.60	74.90	8.02	73.30	7.71	69.90	7.44	66.60	7.13
		410.0	83.80	9.23	79.20	8.60	74.90	8.02	73.30	7.43	69.90	7.44	66.60	7.13
	35	130.8	83.80	8.68	79.20	8.10	74.90	7.44	73.30	7.52	69.90	6.83	66.60	6.63
		163.5	83.80	8.62	79.20	8.04	74.90	7.44	73.30	7.46	69.90	6.83	66.60	6.57
		327.0	83.80	8.33	79.20	7.71	74.90	7.44	73.30	7.13	69.90	6.83	66.60	6.24
		380.0	83.80	8.33	79.20	7.71	74.90	7.13	73.30	7.13	69.90	6.83	66.60	6.24
		410.0	83.80	8.33	79.20	7.71	74.90	6.85	73.30	7.13	69.90	6.83	66.60	6.24
	40	130.8	83.80	8.10	79.20	7.52	74.90	6.89	73.30	6.55	69.90	6.24	66.60	6.00
		163.5	83.80	8.04	79.20	7.46	74.90	6.84	73.30	6.55	69.90	6.24	66.60	5.95
		327.0	83.80	7.71	79.20	7.13	74.90	6.55	73.30	6.55	69.90	6.24	66.60	5.66
380.0		83.80	7.71	79.20	7.13	74.90	6.55	73.30	6.24	69.90	5.94	66.60	5.66	
410.0		83.80	7.71	79.20	7.13	74.90	6.55	73.30	5.96	69.90	5.66	66.60	5.66	
45	130.8	83.80	7.52	79.20	6.89	74.90	6.39	73.30	5.58	69.90	5.66	66.60	5.42	
	163.5	83.80	7.46	79.20	6.84	74.90	6.27	73.30	5.64	69.90	5.66	66.60	5.36	
	327.0	83.80	7.13	79.20	6.55	74.90	5.66	73.30	5.94	69.90	5.66	66.60	5.04	
	380.0	83.80	7.13	79.20	6.55	74.90	5.94	73.30	5.35	69.90	5.04	66.60	5.04	

7. Capacity Tables

Combi. (%)	Inlet Water Temp. (°C)	Water Flow Rate (LPM)	Indoor Air Temp. (°C, DB)											
			16.0		18.0		20.0		21.0		22.0		24.0	
			TC	PI	TC	PI	TC	PI	TC	PI	TC	PI	TC	PI
70	45	410.0	83.80	7.13	79.20	6.55	74.90	6.20	73.30	4.80	69.90	4.45	66.60	5.04
60	-5	130.8	28.80	8.72	27.00	8.39	25.50	8.06	25.20	7.49	25.10	7.37	24.60	6.58
		163.5	29.60	8.88	27.80	8.55	26.20	8.21	25.90	7.62	25.80	7.50	25.30	6.71
		327.0	33.80	9.68	31.60	9.31	29.90	8.94	29.60	8.30	29.40	8.18	28.90	7.31
		380.0	37.20	10.42	34.90	10.05	33.10	9.65	32.70	8.97	32.60	8.82	31.90	7.87
		410.0	40.20	11.12	37.80	10.75	36.00	10.32	35.40	9.61	35.50	9.43	34.60	8.41
	0	130.8	51.50	12.78	47.40	12.33	44.20	11.80	43.40	10.97	42.80	10.82	41.20	9.66
		163.5	51.80	12.81	47.60	12.36	44.40	11.83	43.60	11.00	43.00	10.85	41.40	9.68
		327.0	53.00	12.97	48.80	12.49	45.60	11.99	44.70	11.13	44.00	10.97	42.30	9.78
		380.0	53.80	12.97	49.60	12.49	46.40	11.99	45.40	11.13	44.70	10.97	43.00	9.78
		410.0	54.40	12.97	50.40	12.49	47.20	11.99	46.00	11.13	45.30	10.97	43.60	9.78
	5	130.8	71.20	13.92	67.10	13.39	64.40	12.84	62.70	11.96	60.00	11.78	57.10	10.49
		163.5	71.40	13.98	67.30	13.45	64.40	12.90	62.70	12.01	60.00	11.83	57.10	10.54
		327.0	71.90	14.26	67.80	13.75	64.40	13.18	62.70	12.26	60.00	12.08	57.10	10.76
		380.0	71.90	14.39	67.70	13.83	64.40	13.28	62.70	12.36	60.00	12.15	57.10	10.86
		410.0	71.90	14.51	67.60	13.91	64.40	13.37	62.70	12.45	60.00	12.21	57.10	10.95
	10	130.8	71.60	12.79	67.30	12.23	64.40	11.65	62.70	10.88	60.00	10.68	57.10	9.57
		163.5	71.60	12.79	67.40	12.23	64.40	11.65	62.70	10.91	60.00	10.68	57.10	9.59
		327.0	71.90	12.79	67.80	12.23	64.40	11.65	62.70	11.04	60.00	10.63	57.10	9.68
		380.0	71.90	12.81	67.70	12.12	64.40	11.52	62.70	10.91	60.00	10.54	57.10	9.59
		410.0	71.90	12.83	67.60	12.02	64.40	11.40	62.70	10.79	60.00	10.45	57.10	9.50
	15	130.8	71.90	11.67	67.70	11.08	64.40	10.46	62.70	9.81	60.00	9.57	57.10	8.60
		163.5	71.90	11.61	67.70	11.02	64.40	10.41	62.70	9.81	60.00	9.52	57.10	8.60
		327.0	71.90	11.28	67.70	10.70	64.40	10.12	62.70	9.81	60.00	9.23	57.10	8.60
		380.0	71.90	11.28	67.70	10.39	64.40	9.81	62.70	9.50	60.00	8.92	57.10	8.33
		410.0	71.90	11.28	67.70	10.11	64.40	9.53	62.70	9.22	60.00	8.64	57.10	8.08
	20	130.8	71.90	10.20	67.70	9.57	64.40	8.99	62.70	8.68	60.00	8.41	57.10	7.79
		163.5	71.90	10.14	67.70	9.52	64.40	8.93	62.70	8.62	60.00	8.35	57.10	7.73
		327.0	71.90	9.81	67.70	9.23	64.40	8.60	62.70	8.33	60.00	8.02	57.10	7.44
		380.0	71.90	9.81	67.70	9.23	64.40	8.60	62.70	8.33	60.00	8.02	57.10	7.44
		410.0	71.90	9.81	67.70	9.23	64.40	8.60	62.70	8.33	60.00	8.02	57.10	7.44
	25	130.8	71.90	8.99	67.70	8.41	64.40	7.71	62.70	7.79	60.00	7.13	57.10	6.89
		163.5	71.90	8.93	67.70	8.35	64.40	7.71	62.70	7.73	60.00	7.13	57.10	6.84
		327.0	71.90	8.60	67.70	8.02	64.40	7.71	62.70	7.44	60.00	7.13	57.10	6.55
		380.0	71.90	8.60	67.70	8.02	64.40	7.44	62.70	7.44	60.00	7.13	57.10	6.55
		410.0	71.90	8.60	67.70	8.02	64.40	7.19	62.70	7.44	60.00	7.13	57.10	6.55
	30	130.8	71.90	8.10	67.70	7.52	64.40	7.21	62.70	6.89	60.00	6.63	57.10	6.32
		163.5	71.90	8.04	67.70	7.46	64.40	7.15	62.70	6.84	60.00	6.57	57.10	6.26
		327.0	71.90	7.71	67.70	7.13	64.40	6.83	62.70	6.55	60.00	6.24	57.10	5.94
		380.0	71.90	7.71	67.70	7.13	64.40	6.83	62.70	6.55	60.00	6.24	57.10	5.94
		410.0	71.90	7.71	67.70	7.13	64.40	6.83	62.70	6.55	60.00	6.24	57.10	5.94
	35	130.8	71.90	7.13	67.70	6.89	64.40	6.24	62.70	6.32	60.00	6.00	57.10	5.73
		163.5	71.90	7.13	67.70	6.84	64.40	6.24	62.70	6.26	60.00	5.95	57.10	5.67
		327.0	71.90	7.13	67.70	6.55	64.40	6.24	62.70	5.94	60.00	5.66	57.10	5.35
		380.0	71.90	7.13	67.70	6.55	64.40	5.94	62.70	5.94	60.00	5.66	57.10	5.35
		410.0	71.90	7.13	67.70	6.55	64.40	5.66	62.70	5.94	60.00	5.66	57.10	5.35
	40	130.8	71.90	6.55	67.70	6.32	64.40	5.66	62.70	5.73	60.00	5.42	57.10	5.04
		163.5	71.90	6.55	67.70	6.26	64.40	5.66	62.70	5.67	60.00	5.36	57.10	5.04
		327.0	71.90	6.55	67.70	5.94	64.40	5.66	62.70	5.35	60.00	5.04	57.10	5.04
380.0		71.90	6.55	67.70	5.94	64.40	5.66	62.70	5.35	60.00	5.04	57.10	5.04	
410.0		71.90	6.55	67.70	5.94	64.40	5.66	62.70	5.35	60.00	5.04	57.10	5.04	
45	130.8	71.90	5.94	67.70	5.73	64.40	5.04	62.70	5.11	60.00	4.84	57.10	4.38	
	163.5	71.90	5.94	67.70	5.67	64.40	5.04	62.70	5.05	60.00	4.78	57.10	4.44	
	327.0	71.90	5.94	67.70	5.35	64.40	5.04	62.70	4.76	60.00	4.46	57.10	4.76	
	380.0	71.90	5.94	67.70	5.35	64.40	5.35	62.70	4.76	60.00	4.46	57.10	4.76	

7. Capacity Tables

Combi. (%)	Inlet Water Temp. (°C)	Water Flow Rate (LPM)	Indoor Air Temp. (°C, DB)											
			16.0		18.0		20.0		21.0		22.0		24.0	
			TC	PI	TC	PI	TC	PI	TC	PI	TC	PI	TC	PI
60	45	410.0	71.90	5.94	67.70	5.35	64.40	5.65	62.70	4.76	60.00	4.46	57.10	4.76
	-5	130.8	24.00	6.95	22.60	6.58	21.30	6.23	20.90	5.89	20.90	5.53	20.50	5.24
		163.5	24.70	7.08	23.30	6.71	22.00	6.34	21.60	6.00	21.60	5.63	21.10	5.34
		327.0	28.00	7.68	26.30	7.31	25.00	6.89	24.60	6.55	24.50	6.15	24.00	5.78
		380.0	31.00	8.30	29.10	7.87	27.50	7.44	27.20	7.07	27.00	6.61	26.60	6.24
		410.0	33.60	8.88	31.50	8.41	29.80	7.96	29.50	7.56	29.30	7.06	28.90	6.69
	0	130.8	42.80	10.18	39.60	9.66	36.90	9.10	36.00	8.63	35.50	8.12	34.30	7.66
		163.5	43.00	10.20	39.80	9.68	37.10	9.13	36.20	8.66	35.70	8.14	34.50	7.68
		327.0	44.00	10.30	40.80	9.78	37.90	9.25	37.20	8.79	36.70	8.24	35.20	7.78
		380.0	44.70	10.30	41.30	9.78	38.40	9.25	37.70	8.79	37.20	8.24	35.90	7.78
410.0		45.30	10.30	41.80	9.78	38.90	9.25	38.20	8.79	37.70	8.24	36.50	7.78	
5	130.8	59.20	11.07	56.10	10.49	53.50	9.91	52.20	9.42	50.00	8.84	47.60	8.31	
	163.5	59.30	11.12	56.20	10.54	53.50	9.96	52.20	9.46	50.00	8.87	47.60	8.36	
	327.0	59.80	11.34	56.60	10.76	53.60	10.18	52.20	9.65	50.00	9.04	47.60	8.55	
	380.0	59.80	11.44	56.50	10.86	53.60	10.23	52.20	9.71	50.00	9.13	47.60	8.60	
	410.0	59.80	11.53	56.40	10.95	53.60	10.28	52.20	9.77	50.00	9.22	47.60	8.65	
10	130.8	59.50	10.20	56.20	9.60	53.50	9.02	52.20	8.62	50.00	7.97	47.60	7.61	
	163.5	59.50	10.19	56.20	9.60	53.50	9.01	52.20	8.61	50.00	7.99	47.60	7.60	
	327.0	59.80	10.12	56.60	9.57	53.60	8.94	52.20	8.55	50.00	8.08	47.60	7.53	
	380.0	59.80	10.18	56.50	9.59	53.60	8.97	52.20	8.58	50.00	7.96	47.60	7.57	
	410.0	59.80	10.24	56.40	9.61	53.60	9.00	52.20	8.61	50.00	7.84	47.60	7.60	
15	130.8	59.80	9.30	56.50	8.68	53.60	8.10	52.20	7.79	50.00	7.13	47.60	6.89	
	163.5	59.80	9.24	56.50	8.62	53.60	8.04	52.20	7.73	50.00	7.13	47.60	6.84	
	327.0	59.80	8.92	56.50	8.33	53.60	7.71	52.20	7.44	50.00	7.13	47.60	6.55	
	380.0	59.80	8.92	56.50	8.33	53.60	7.71	52.20	7.44	50.00	6.83	47.60	6.55	
	410.0	59.80	8.92	56.50	8.33	53.60	7.71	52.20	7.44	50.00	6.55	47.60	6.55	
50	20	130.8	59.80	8.10	56.50	7.52	53.60	7.21	52.20	6.89	50.00	6.63	47.60	5.94
		163.5	59.80	8.04	56.50	7.46	53.60	7.15	52.20	6.84	50.00	6.57	47.60	5.94
		327.0	59.80	7.71	56.50	7.13	53.60	6.83	52.20	6.55	50.00	6.24	47.60	5.94
		380.0	59.80	7.71	56.50	7.13	53.60	6.83	52.20	6.55	50.00	6.24	47.60	5.94
		410.0	59.80	7.71	56.50	7.13	53.60	6.83	52.20	6.55	50.00	6.24	47.60	5.94
	25	130.8	59.80	7.21	56.50	6.55	53.60	6.32	52.20	5.94	50.00	5.66	47.60	5.35
		163.5	59.80	7.15	56.50	6.55	53.60	6.26	52.20	5.94	50.00	5.66	47.60	5.35
		327.0	59.80	6.83	56.50	6.55	53.60	5.94	52.20	5.94	50.00	5.66	47.60	5.35
		380.0	59.80	6.83	56.50	6.55	53.60	5.94	52.20	5.94	50.00	5.66	47.60	5.35
		410.0	59.80	6.83	56.50	6.55	53.60	5.94	52.20	5.94	50.00	5.66	47.60	5.35
30	130.8	59.80	6.63	56.50	6.00	53.60	5.73	52.20	5.35	50.00	5.42	47.60	5.11	
	163.5	59.80	6.57	56.50	5.95	53.60	5.67	52.20	5.35	50.00	5.36	47.60	5.05	
	327.0	59.80	6.24	56.50	5.66	53.60	5.35	52.20	5.35	50.00	5.04	47.60	4.76	
	380.0	59.80	6.24	56.50	5.66	53.60	5.35	52.20	5.35	50.00	5.04	47.60	4.76	
	410.0	59.80	6.24	56.50	5.66	53.60	5.35	52.20	5.35	50.00	5.04	47.60	4.76	
35	130.8	59.80	6.00	56.50	5.35	53.60	5.04	52.20	5.11	50.00	4.76	47.60	4.46	
	163.5	59.80	5.95	56.50	5.35	53.60	5.04	52.20	5.05	50.00	4.76	47.60	4.46	
	327.0	59.80	5.66	56.50	5.35	53.60	5.04	52.20	4.76	50.00	4.76	47.60	4.46	
	380.0	59.80	5.66	56.50	5.35	53.60	5.04	52.20	4.76	50.00	4.76	47.60	4.46	
	410.0	59.80	5.66	56.50	5.35	53.60	5.04	52.20	4.76	50.00	4.76	47.60	4.46	
40	130.8	59.80	5.42	56.50	5.11	53.60	4.84	52.20	4.46	50.00	4.53	47.60	4.15	
	163.5	59.80	5.36	56.50	5.05	53.60	4.78	52.20	4.46	50.00	4.47	47.60	4.15	
	327.0	59.80	5.04	56.50	4.76	53.60	4.46	52.20	4.46	50.00	4.15	47.60	4.15	
	380.0	59.80	5.04	56.50	4.76	53.60	4.46	52.20	4.46	50.00	4.15	47.60	4.15	
	410.0	59.80	5.04	56.50	4.76	53.60	4.46	52.20	4.46	50.00	4.15	47.60	4.15	
45	130.8	59.80	4.84	56.50	4.92	53.60	4.60	52.20	3.81	50.00	4.29	47.60	3.87	
	163.5	59.80	4.78	56.50	4.79	53.60	4.48	52.20	3.87	50.00	4.18	47.60	3.87	
	327.0	59.80	4.46	56.50	4.15	53.60	3.87	52.20	4.15	50.00	3.57	47.60	3.87	
	380.0	59.80	4.46	56.50	4.15	53.60	3.87	52.20	4.15	50.00	3.57	47.60	3.87	

7. Capacity Tables

Combi. (%)	Inlet Water Temp. (°C)	Water Flow Rate (LPM)	Indoor Air Temp. (°C, DB)											
			16.0		18.0		20.0		21.0		22.0		24.0	
			TC	PI	TC	PI	TC	PI	TC	PI	TC	PI	TC	PI
50	45	410.0	59.80	4.46	56.50	4.15	53.60	3.87	52.20	4.15	50.00	3.57	47.60	3.87

Note

- TC: Total Capacity(kW), PI : Power Input(kW)
- Capacity tables show the average value of conditions which may occur.
- The minimum flow rate of the product is based on 50% of the rated flow rate or the value indicated in the specification table, whichever is greater.
However, when the 'Variable Water Flow Valve Control KIT' is applied, the minimum flow rate is allowed to 40% (gray colored area) of the rated flow rate.
- If the flow rate is less than minimum flow rate and the indoor unit combination ratio exceeds 130%, ask to LG Electronics even if the 'Variable Water Flow Valve Control KIT' is applied.

7. Capacity Tables

CRWM360LAS5

Combi. (%)	Inlet Water Temp. (°C)	Water Flow Rate (LPM)	Indoor Air Temp. (°C, DB)											
			16.0		18.0		20.0		21.0		22.0		24.0	
			TC	PI	TC	PI	TC	PI	TC	PI	TC	PI	TC	PI
130	-5	138.4	53.60	20.01	53.30	18.85	52.90	17.54	52.20	17.02	52.90	16.58	51.30	14.87
		173.0	55.20	20.30	54.80	19.16	54.40	17.85	53.70	17.33	54.40	16.88	52.80	15.14
		346.0	62.80	21.74	62.30	20.66	61.90	19.44	61.00	18.88	61.80	18.35	60.30	16.48
		380.6	69.40	23.13	68.80	22.07	68.40	20.96	67.50	20.39	68.40	19.80	66.60	17.76
		415.0	76.10	24.54	75.30	23.51	74.90	22.51	74.00	21.93	75.10	21.28	72.90	19.07
	0	138.4	95.80	27.37	93.60	26.56	91.60	25.70	89.60	24.97	90.00	24.28	85.90	21.74
		173.0	96.30	27.44	94.10	26.61	92.10	25.77	90.10	25.04	90.50	24.33	86.40	21.79
		346.0	98.80	27.74	96.30	26.89	94.30	26.06	92.30	25.34	92.70	24.61	88.50	22.07
		380.6	100.2	27.74	97.80	26.89	95.80	26.06	93.60	25.34	94.00	24.61	89.80	22.07
		415.0	101.6	27.74	99.30	26.89	97.30	26.06	94.90	25.34	95.30	24.61	91.10	22.07
	5	138.4	138.0	29.42	135.9	28.69	133.1	27.96	129.8	27.17	126.2	26.42	119.3	23.66
		173.0	138.4	29.53	136.1	28.81	133.1	28.08	129.8	27.29	126.2	26.53	119.3	23.76
		346.0	140.4	30.08	137.1	29.36	133.2	28.67	129.8	27.88	126.2	27.08	119.3	24.28
		380.6	141.3	30.28	137.5	29.56	133.2	28.86	129.8	28.07	126.2	27.28	119.3	24.45
		415.0	142.2	30.49	137.9	29.76	133.2	29.06	129.8	28.27	126.2	27.48	119.3	24.63
	10	138.4	138.2	26.77	135.9	25.87	132.7	25.39	129.2	24.82	125.8	23.97	118.8	21.63
		173.0	138.9	26.73	136.4	25.89	133.2	25.43	129.7	24.82	126.2	23.96	119.2	21.62
		346.0	142.3	26.53	139.1	25.99	135.4	25.63	131.9	24.78	128.2	23.89	121.2	21.55
		380.6	143.1	26.89	140.1	26.36	136.2	25.73	132.5	24.87	129.0	24.28	121.9	22.57
		415.0	143.8	27.26	141.1	26.74	137.1	25.83	133.1	24.96	129.9	24.69	122.6	23.62
	15	138.4	138.4	24.13	136.0	23.10	132.1	22.85	128.7	22.47	125.3	21.52	118.3	19.61
		173.0	139.3	23.94	136.9	23.02	133.0	22.81	129.6	22.33	126.2	21.38	119.2	19.47
		346.0	144.1	22.93	141.1	22.60	137.5	22.60	133.9	21.65	130.1	20.69	123.1	18.78
		380.6	144.9	23.49	142.5	23.13	139.1	22.60	135.4	21.65	131.9	21.29	124.6	20.69
		415.0	145.6	24.06	143.9	23.66	140.8	22.60	136.9	21.65	133.7	21.91	126.1	22.63
	20	138.4	143.7	22.14	141.1	21.10	137.3	20.65	133.5	19.98	129.6	19.54	122.0	18.94
		173.0	144.6	22.01	142.0	21.09	138.2	20.63	134.4	20.05	130.5	19.65	122.9	18.82
		346.0	149.4	21.35	146.7	21.03	142.6	20.56	138.8	20.39	135.4	20.20	127.6	18.16
		380.6	150.0	21.35	147.8	21.03	144.3	20.69	140.2	20.39	136.4	20.20	128.7	19.30
		415.0	150.6	21.35	148.9	21.03	146.1	20.82	141.6	20.39	137.4	20.20	129.8	20.46
	25	138.4	151.7	21.10	147.8	20.49	144.3	20.15	141.5	19.82	138.4	19.52	130.5	18.24
		173.0	151.7	21.03	147.8	20.46	144.3	20.08	141.5	19.75	138.4	19.45	130.5	18.17
		346.0	151.7	20.69	147.8	20.32	144.3	19.73	141.5	19.44	138.4	19.11	130.5	17.83
		380.6	151.7	20.39	147.8	19.80	144.3	19.44	141.5	19.11	138.4	18.78	130.5	17.53
		415.0	151.7	20.09	147.8	19.27	144.3	19.15	141.5	18.78	138.4	18.45	130.5	17.23
	30	138.4	151.7	20.56	147.8	19.54	144.3	19.35	141.5	18.85	138.4	18.65	130.5	17.36
		173.0	151.7	20.42	147.8	19.51	144.3	19.26	141.5	18.80	138.4	18.51	130.5	17.23
		346.0	151.7	19.73	147.8	19.37	144.3	18.78	141.5	18.49	138.4	17.83	130.5	16.57
		380.6	151.7	19.44	147.8	18.85	144.3	18.49	141.5	18.16	138.4	17.83	130.5	16.57
		415.0	151.7	19.15	147.8	18.32	144.3	18.20	141.5	17.83	138.4	17.83	130.5	16.57
	35	138.4	151.7	19.61	147.8	18.95	144.3	18.57	141.5	17.90	138.4	17.28	130.5	16.07
		173.0	151.7	19.47	147.8	18.86	144.3	18.50	141.5	17.84	138.4	17.21	130.5	15.95
		346.0	151.7	18.78	147.8	18.42	144.3	18.16	141.5	17.53	138.4	16.87	130.5	15.29
		380.6	151.7	18.78	147.8	18.22	144.3	17.83	141.5	17.20	138.4	16.57	130.5	15.29
		415.0	151.7	18.78	147.8	18.03	144.3	17.50	141.5	16.87	138.4	16.27	130.5	15.29
	40	138.4	151.7	18.94	147.8	18.33	144.3	17.98	141.5	17.36	138.4	16.74	130.5	15.12
		173.0	151.7	18.82	147.8	18.24	144.3	17.86	141.5	17.23	138.4	16.60	130.5	15.00
		346.0	151.7	18.16	147.8	17.76	144.3	17.20	141.5	16.57	138.4	15.91	130.5	14.34
		380.6	151.7	17.83	147.8	17.47	144.3	17.20	141.5	16.57	138.4	15.91	130.5	14.34
		415.0	151.7	17.50	147.8	17.18	144.3	17.20	141.5	16.57	138.4	15.91	130.5	14.34
	45	138.4	151.7	18.31	147.8	17.71	144.3	17.44	141.5	16.81	138.4	16.15	130.5	14.16
		173.0	151.7	18.19	147.8	17.62	144.3	17.25	141.5	16.62	138.4	15.96	130.5	14.04
		346.0	151.7	17.53	147.8	17.14	144.3	16.24	141.5	15.62	138.4	14.96	130.5	13.38
		380.6	151.7	16.87	147.8	16.71	144.3	16.57	141.5	15.91	138.4	15.29	130.5	13.38

7. Capacity Tables

Combi. (%)	Inlet Water Temp. (°C)	Water Flow Rate (LPM)	Indoor Air Temp. (°C, DB)											
			16.0		18.0		20.0		21.0		22.0		24.0	
			TC	PI	TC	PI	TC	PI	TC	PI	TC	PI	TC	PI
130	45	415.0	151.7	16.19	147.8	16.27	144.3	16.91	141.5	16.21	138.4	15.63	130.5	13.38
120	-5	138.4	51.00	20.01	50.60	18.85	50.20	17.54	49.70	16.80	50.10	16.31	48.80	14.60
		173.0	52.40	20.30	52.00	19.16	51.70	17.85	51.10	17.11	51.50	16.61	50.20	14.87
		346.0	59.70	21.74	59.20	20.66	58.90	19.44	58.10	18.61	58.70	18.09	57.10	16.21
		380.6	65.90	23.13	65.40	22.07	65.00	20.96	64.30	20.10	64.80	19.51	63.00	17.47
		415.0	72.00	24.54	71.50	23.51	71.10	22.51	70.40	21.62	70.90	20.96	68.90	18.76
	0	138.4	91.10	27.37	88.90	26.56	87.00	25.70	85.30	24.61	85.30	23.92	81.40	21.38
		173.0	91.60	27.44	89.40	26.61	87.50	25.77	85.70	24.68	85.70	23.97	81.80	21.43
		346.0	93.80	27.74	91.60	26.89	89.70	26.06	87.80	24.97	87.80	24.25	83.90	21.72
		380.6	95.20	27.74	93.10	26.89	91.10	26.06	89.10	24.97	89.10	24.25	85.10	21.72
		415.0	96.60	27.74	94.60	26.89	92.50	26.06	90.40	24.97	90.40	24.25	86.40	21.72
	5	138.4	131.4	29.42	129.4	28.69	126.6	27.96	123.5	26.77	119.7	26.03	113.1	23.31
		173.0	131.8	29.53	129.6	28.81	126.6	28.08	123.5	26.89	119.7	26.14	113.1	23.41
		346.0	133.7	30.08	130.6	29.36	126.6	28.67	123.5	27.48	119.7	26.69	113.1	23.89
		380.6	134.5	30.28	129.8	29.56	126.6	28.86	123.5	27.67	119.7	26.89	113.1	24.05
		415.0	135.2	30.49	129.0	29.76	126.6	29.06	123.5	27.87	119.7	27.10	113.1	24.22
	10	138.4	131.9	26.43	129.4	25.70	126.2	25.18	123.1	24.42	119.3	23.61	112.8	21.22
		173.0	132.4	26.51	129.9	25.79	126.5	25.25	123.4	24.45	119.6	23.59	113.0	21.24
		346.0	135.0	26.89	132.1	26.20	128.0	25.63	124.9	24.58	120.9	23.52	114.3	21.35
		380.6	135.7	26.79	131.6	26.20	128.5	25.73	125.4	24.68	121.5	23.62	114.8	22.07
		415.0	136.4	26.69	131.1	26.20	129.1	25.83	126.0	24.78	122.1	23.72	115.4	22.80
	15	138.4	132.3	23.45	129.6	22.75	125.8	22.40	122.8	22.06	119.0	21.18	112.5	19.20
		173.0	133.0	23.49	130.3	22.80	126.4	22.43	123.4	21.99	119.5	21.05	113.0	19.13
		346.0	136.1	23.69	133.6	23.00	129.4	22.60	126.2	21.65	122.0	20.39	115.5	18.78
		380.6	136.8	23.33	133.4	22.80	130.5	22.60	127.3	21.65	123.1	20.39	116.6	20.06
		415.0	137.5	22.97	133.3	22.59	131.6	22.60	128.4	21.65	124.2	20.39	117.7	21.37
	20	138.4	135.9	21.08	133.4	20.18	129.4	19.65	125.8	19.37	121.7	19.13	115.2	18.16
		173.0	136.6	21.08	134.1	20.25	130.0	19.72	126.5	19.44	122.4	19.11	115.8	18.11
		346.0	140.3	21.08	137.3	20.56	132.9	20.06	129.8	19.73	125.5	19.04	118.6	17.83
		380.6	140.9	20.89	137.2	20.39	133.9	20.06	130.5	19.73	126.2	19.11	119.3	18.49
		415.0	141.6	20.70	137.1	20.21	134.9	20.06	131.2	19.73	126.9	19.18	120.0	19.16
	25	138.4	142.6	19.94	138.4	19.01	133.9	18.65	131.1	18.24	127.6	17.90	120.6	16.66
		173.0	142.6	19.88	138.4	18.99	133.9	18.63	131.1	18.17	127.6	17.84	120.6	16.59
		346.0	142.9	19.57	138.4	18.85	133.9	18.49	131.1	17.83	127.6	17.53	120.6	16.24
		380.6	143.3	18.85	138.4	18.35	133.9	18.16	131.1	17.83	127.6	17.20	120.6	16.24
		415.0	143.7	18.11	138.4	17.84	133.9	17.83	131.1	17.83	127.6	16.87	120.6	16.24
	30	138.4	143.3	19.07	138.4	18.13	133.9	17.61	131.1	16.95	127.6	16.74	120.6	15.37
		173.0	143.3	18.94	138.4	18.04	133.9	17.54	131.1	16.88	127.6	16.60	120.6	15.30
		346.0	143.3	18.28	138.4	17.59	133.9	17.20	131.1	16.57	127.6	15.91	120.6	14.96
		380.6	143.3	17.69	138.4	17.20	133.9	16.87	131.1	16.57	127.6	15.91	120.6	14.66
		415.0	143.3	17.09	138.4	16.81	133.9	16.52	131.1	16.57	127.6	15.91	120.6	14.36
	35	138.4	143.3	18.21	138.4	17.23	133.9	16.74	131.1	16.07	127.6	15.44	120.6	14.08
		173.0	143.3	18.00	138.4	17.10	133.9	16.60	131.1	15.95	127.6	15.32	120.6	14.02
		346.0	143.3	16.93	138.4	16.44	133.9	15.91	131.1	15.29	127.6	14.66	120.6	13.71
		380.6	143.3	16.74	138.4	16.31	133.9	15.91	131.1	15.29	127.6	14.66	120.6	13.38
		415.0	143.3	16.55	138.4	16.17	133.9	15.91	131.1	15.29	127.6	14.66	120.6	13.05
	40	138.4	143.3	17.67	138.4	16.43	133.9	15.79	131.1	15.12	127.6	14.49	120.6	13.12
		173.0	143.3	17.39	138.4	16.27	133.9	15.65	131.1	15.00	127.6	14.37	120.6	13.06
		346.0	143.3	15.98	138.4	15.48	133.9	14.96	131.1	14.34	127.6	13.71	120.6	12.75
380.6		143.3	15.79	138.4	15.29	133.9	14.96	131.1	14.34	127.6	13.71	120.6	12.42	
415.0		143.3	15.60	138.4	15.10	133.9	14.96	131.1	14.34	127.6	13.71	120.6	12.09	
45	138.4	143.3	17.12	138.4	15.65	133.9	14.82	131.1	14.16	127.6	13.54	120.6	12.17	
	173.0	143.3	16.77	138.4	15.46	133.9	14.68	131.1	14.04	127.6	13.41	120.6	12.10	
	346.0	143.3	15.03	138.4	14.53	133.9	14.01	131.1	13.38	127.6	12.75	120.6	11.79	
	380.6	143.3	14.82	138.4	14.27	133.9	14.01	131.1	13.38	127.6	12.75	120.6	11.47	

7. Capacity Tables

Combi. (%)	Inlet Water Temp. (°C)	Water Flow Rate (LPM)	Indoor Air Temp. (°C, DB)											
			16.0		18.0		20.0		21.0		22.0		24.0	
			TC	PI	TC	PI	TC	PI	TC	PI	TC	PI	TC	PI
120	45	415.0	143.3	14.61	138.4	14.01	133.9	14.01	131.1	13.38	127.6	12.75	120.6	11.14
110	-5	138.4	48.20	20.27	47.90	18.85	47.70	17.54	47.10	16.80	47.20	16.31	46.20	14.60
		173.0	49.60	20.56	49.30	19.16	49.10	17.85	48.50	17.11	48.60	16.61	47.50	14.87
		346.0	56.50	22.01	56.10	20.66	55.80	19.44	55.20	18.61	55.20	18.09	54.20	16.21
		380.6	62.30	23.43	61.90	22.07	61.60	20.96	61.00	20.10	61.00	19.51	59.70	17.47
		415.0	68.00	24.88	67.60	23.51	67.30	22.51	66.70	21.62	66.70	20.96	65.30	18.76
	0	138.4	86.20	27.74	84.30	26.56	82.60	25.70	81.00	24.61	80.30	23.92	77.20	21.38
		173.0	86.60	27.79	84.70	26.61	83.00	25.77	81.40	24.68	80.70	23.97	77.60	21.43
		346.0	88.70	28.07	86.80	26.89	84.90	26.06	83.30	24.97	82.60	24.25	79.40	21.72
		380.6	90.00	28.07	88.20	26.89	86.30	26.06	84.60	24.97	83.90	24.25	80.60	21.72
		415.0	91.30	28.07	89.60	26.89	87.70	26.06	85.90	24.97	85.20	24.25	81.90	21.72
	5	138.4	125.8	29.82	122.8	28.69	119.9	27.96	117.2	26.77	112.7	26.03	107.1	23.31
		173.0	126.2	29.93	123.0	28.81	119.9	28.08	117.2	26.89	112.7	26.14	107.1	23.41
		346.0	127.8	30.47	124.0	29.36	120.1	28.67	117.2	27.48	112.7	26.69	107.1	23.89
		380.6	128.6	30.68	124.2	29.56	120.1	28.86	117.2	27.67	112.7	26.89	107.1	24.05
		415.0	129.3	30.89	124.4	29.76	120.1	29.06	117.2	27.87	112.7	27.10	107.1	24.22
	10	138.4	126.2	26.74	123.1	25.82	119.7	25.26	117.0	24.42	112.5	23.61	107.1	21.22
		173.0	126.6	26.78	123.4	25.89	119.9	25.33	117.2	24.45	112.7	23.59	107.3	21.24
		346.0	128.6	26.98	124.7	26.20	120.6	25.63	117.9	24.58	113.4	23.52	107.7	21.35
		380.6	129.3	26.98	125.3	26.20	121.1	25.56	118.1	24.51	113.6	23.62	108.0	21.58
		415.0	130.0	26.98	125.9	26.20	121.7	25.49	118.3	24.44	113.8	23.72	108.3	21.82
	15	138.4	126.6	23.66	123.3	23.00	119.7	22.60	116.8	22.06	112.3	21.18	106.9	19.20
		173.0	127.1	23.63	123.7	23.00	120.0	22.60	117.1	21.99	112.6	21.05	107.1	19.13
		346.0	129.2	23.49	125.5	23.00	121.5	22.60	118.6	21.65	114.1	20.39	108.2	18.78
		380.6	130.0	23.33	126.2	22.80	122.0	22.31	119.0	21.35	114.5	20.39	108.9	19.11
		415.0	130.7	23.17	126.9	22.59	122.6	22.02	119.4	21.05	114.9	20.39	109.6	19.45
	20	138.4	128.9	20.42	125.4	19.94	121.3	19.44	118.1	19.11	113.8	18.57	107.8	17.36
		173.0	129.5	20.46	125.8	19.94	121.6	19.44	118.5	19.11	114.1	18.50	108.2	17.34
		346.0	132.3	20.63	127.6	19.94	123.1	19.44	120.4	19.11	115.5	18.16	110.0	17.20
		380.6	133.2	20.63	128.6	19.94	123.8	19.44	120.6	18.78	116.1	18.16	110.2	17.20
		415.0	134.1	20.63	129.6	19.94	124.5	19.44	120.8	18.45	116.7	18.16	110.4	17.20
	25	138.4	133.0	18.59	129.0	17.90	123.8	17.61	121.1	16.95	116.8	16.33	110.7	14.96
		173.0	133.2	18.56	129.0	17.84	123.8	17.54	121.1	16.88	116.8	16.26	110.7	14.96
		346.0	134.3	18.42	129.0	17.53	123.8	17.20	121.1	16.57	116.8	15.91	110.7	14.96
		380.6	135.0	18.42	129.0	17.59	123.8	16.87	121.1	16.57	116.8	15.62	110.7	14.66
		415.0	135.7	18.42	129.0	17.65	123.8	16.52	121.1	16.57	116.8	15.33	110.7	14.36
	30	138.4	135.0	16.95	129.0	16.33	123.8	15.70	121.1	15.37	116.8	14.42	110.7	13.46
		173.0	135.0	16.88	129.0	16.26	123.8	15.63	121.1	15.30	116.8	14.35	110.7	13.39
		346.0	135.0	16.57	129.0	15.91	123.8	15.29	121.1	14.96	116.8	14.01	110.7	13.04
		380.6	135.0	16.44	129.0	15.62	123.8	14.96	121.1	14.66	116.8	14.01	110.7	13.04
		415.0	135.0	16.32	129.0	15.33	123.8	14.63	121.1	14.36	116.8	14.01	110.7	13.04
	35	138.4	135.0	16.07	129.0	15.03	123.8	14.42	121.1	13.79	116.8	13.12	110.7	12.17
		173.0	135.0	15.95	129.0	14.97	123.8	14.35	121.1	13.72	116.8	13.06	110.7	12.10
		346.0	135.0	15.29	129.0	14.66	123.8	14.01	121.1	13.38	116.8	12.75	110.7	11.79
		380.6	135.0	14.89	129.0	14.34	123.8	13.71	121.1	13.38	116.8	12.75	110.7	11.79
		415.0	135.0	14.49	129.0	14.01	123.8	13.41	121.1	13.38	116.8	12.75	110.7	11.79
	40	138.4	135.0	15.12	129.0	14.49	123.8	13.54	121.1	12.83	116.8	12.17	110.7	11.21
		173.0	135.0	15.00	129.0	14.37	123.8	13.41	121.1	12.76	116.8	12.10	110.7	11.15
		346.0	135.0	14.34	129.0	13.71	123.8	12.75	121.1	12.42	116.8	11.79	110.7	10.84
380.6		135.0	14.13	129.0	13.38	123.8	12.75	121.1	12.09	116.8	11.47	110.7	10.51	
415.0		135.0	13.92	129.0	13.05	123.8	12.75	121.1	11.76	116.8	11.14	110.7	10.18	
45	138.4	135.0	14.16	129.0	13.95	123.8	12.66	121.1	11.88	116.8	11.21	110.7	10.26	
	173.0	135.0	14.04	129.0	13.75	123.8	12.47	121.1	11.81	116.8	11.15	110.7	10.20	
	346.0	135.0	13.38	129.0	12.75	123.8	11.47	121.1	11.47	116.8	10.84	110.7	9.89	
	380.6	135.0	13.38	129.0	12.42	123.8	11.79	121.1	10.84	116.8	10.18	110.7	9.22	

7. Capacity Tables

Combi. (%)	Inlet Water Temp. (°C)	Water Flow Rate (LPM)	Indoor Air Temp. (°C, DB)											
			16.0		18.0		20.0		21.0		22.0		24.0	
			TC	PI	TC	PI	TC	PI	TC	PI	TC	PI	TC	PI
110	45	415.0	135.0	13.38	129.0	12.09	123.8	12.13	121.1	10.20	116.8	9.51	110.7	8.54
100	-5	138.4	45.60	20.27	45.20	19.11	45.00	17.54	44.70	16.80	44.30	16.05	43.40	14.60
		173.0	46.90	20.56	46.50	19.42	46.30	17.85	46.00	17.11	45.60	16.35	44.70	14.87
		346.0	53.40	22.01	53.10	20.92	52.70	19.44	52.20	18.61	51.80	17.83	50.90	16.21
		380.6	59.00	23.43	58.50	22.38	58.20	20.96	57.70	20.10	57.30	19.21	56.20	17.47
		415.0	64.60	24.88	63.90	23.87	63.60	22.51	63.30	21.62	62.70	20.62	61.50	18.76
	0	138.4	81.50	27.74	79.70	26.91	78.10	25.70	76.70	24.61	75.30	23.56	72.70	21.38
		173.0	81.90	27.79	80.10	26.96	78.50	25.77	77.10	24.68	75.70	23.61	73.10	21.43
		346.0	83.90	28.07	82.10	27.25	80.30	26.06	78.90	24.97	77.60	23.89	74.80	21.72
		380.6	85.10	28.07	83.30	27.25	81.50	26.06	80.10	24.97	78.70	23.89	76.00	21.72
		415.0	86.40	28.07	84.60	27.25	82.80	26.06	81.40	24.97	79.80	23.89	77.10	21.72
	5	138.4	120.2	29.82	116.3	29.09	113.2	27.96	111.0	26.77	105.7	25.63	100.8	23.31
		173.0	120.6	29.93	116.5	29.20	113.2	28.08	111.0	26.89	105.7	25.74	100.8	23.41
		346.0	122.4	30.47	117.3	29.75	113.4	28.67	111.0	27.48	105.7	26.29	100.8	23.89
		380.6	123.1	30.68	117.6	29.95	113.4	28.86	111.0	27.67	105.7	26.46	100.8	24.05
		415.0	123.8	30.89	117.9	30.16	113.4	29.06	111.0	27.87	105.7	26.64	100.8	24.22
	10	138.4	120.9	26.67	116.6	26.08	113.4	25.26	111.0	24.42	105.7	23.21	100.8	21.22
		173.0	121.1	26.77	116.8	26.15	113.4	25.33	111.0	24.45	105.7	23.23	100.8	21.24
		346.0	122.4	27.28	117.4	26.49	113.4	25.63	111.0	24.58	105.7	23.33	100.8	21.35
		380.6	123.3	27.18	117.9	26.49	113.4	25.56	111.0	24.51	105.7	23.26	100.8	21.25
		415.0	124.2	27.09	118.5	26.49	113.4	25.49	111.0	24.44	105.7	23.19	100.8	21.15
	15	138.4	121.5	23.50	117.2	23.11	113.4	22.60	111.0	22.06	105.7	20.77	100.8	19.20
		173.0	121.7	23.60	117.2	23.13	113.4	22.60	111.0	21.99	105.7	20.70	100.8	19.13
		346.0	122.4	24.09	117.5	23.19	113.4	22.60	111.0	21.65	105.7	20.39	100.8	18.78
		380.6	123.5	23.69	118.1	23.00	113.4	22.31	111.0	21.35	105.7	20.06	100.8	18.49
		415.0	124.6	23.29	118.7	22.81	113.4	22.02	111.0	21.05	105.7	19.73	100.8	18.20
	20	138.4	122.2	20.11	117.7	19.59	113.4	19.11	111.0	18.85	105.7	17.61	100.8	16.74
		173.0	122.6	20.18	117.7	19.61	113.4	19.11	111.0	18.80	105.7	17.54	100.8	16.60
		346.0	124.5	20.56	118.1	19.67	113.4	19.11	111.0	18.49	105.7	17.20	100.8	15.91
		380.6	125.3	20.20	119.2	19.51	113.4	18.78	111.0	18.16	105.7	16.87	100.8	15.62
		415.0	126.0	19.84	120.3	19.35	113.4	18.45	111.0	17.83	105.7	16.52	100.8	15.33
	25	138.4	123.7	17.57	119.7	17.03	113.4	16.33	111.0	15.70	105.7	14.75	100.8	13.38
		173.0	124.1	17.59	119.7	16.96	113.4	16.26	111.0	15.63	105.7	14.68	100.8	13.38
		346.0	126.0	17.66	119.7	16.57	113.4	15.91	111.0	15.29	105.7	14.34	100.8	13.38
		380.6	126.6	17.26	119.7	16.44	113.4	15.62	111.0	14.96	105.7	14.34	100.8	13.04
		415.0	127.2	16.86	119.7	16.32	113.4	15.33	111.0	14.63	105.7	14.34	100.8	12.69
	30	138.4	126.6	15.99	119.7	14.75	113.4	13.74	111.0	13.46	105.7	12.42	100.8	11.88
		173.0	126.6	15.93	119.7	14.68	113.4	13.72	111.0	13.39	105.7	12.42	100.8	11.81
		346.0	126.6	15.62	119.7	14.34	113.4	13.58	111.0	13.04	105.7	12.42	100.8	11.47
		380.6	126.6	15.29	119.7	14.34	113.4	13.38	111.0	13.04	105.7	12.09	100.8	11.47
		415.0	126.6	14.96	119.7	14.34	113.4	13.19	111.0	13.04	105.7	11.76	100.8	11.47
	35	138.4	126.6	14.82	119.7	13.54	113.4	12.12	111.0	11.88	105.7	11.21	100.8	10.26
		173.0	126.6	14.68	119.7	13.41	113.4	12.10	111.0	11.81	105.7	11.15	100.8	10.20
		346.0	126.6	14.01	119.7	12.75	113.4	11.96	111.0	11.47	105.7	10.84	100.8	9.89
		380.6	126.6	14.01	119.7	12.75	113.4	11.79	111.0	11.47	105.7	10.84	100.8	9.89
		415.0	126.6	14.01	119.7	12.75	113.4	11.61	111.0	11.47	105.7	10.84	100.8	9.89
	40	138.4	126.6	13.87	119.7	12.58	113.4	10.88	111.0	10.60	105.7	9.96	100.8	9.30
		173.0	126.6	13.73	119.7	12.45	113.4	10.85	111.0	10.53	105.7	9.89	100.8	9.24
		346.0	126.6	13.04	119.7	11.79	113.4	10.71	111.0	10.18	105.7	9.56	100.8	8.93
380.6		126.6	12.75	119.7	11.79	113.4	10.51	111.0	10.18	105.7	9.56	100.8	8.93	
415.0		126.6	12.46	119.7	11.79	113.4	10.32	111.0	10.18	105.7	9.56	100.8	8.93	
45	138.4	126.6	12.92	119.7	11.62	113.4	9.58	111.0	9.30	105.7	8.68	100.8	8.35	
	173.0	126.6	12.78	119.7	11.50	113.4	9.56	111.0	9.24	105.7	8.61	100.8	8.28	
	346.0	126.6	12.09	119.7	10.84	113.4	9.42	111.0	8.93	105.7	8.27	100.8	7.97	
	380.6	126.6	11.47	119.7	10.84	113.4	9.22	111.0	8.93	105.7	8.27	100.8	7.97	

7. Capacity Tables

Combi. (%)	Inlet Water Temp. (°C)	Water Flow Rate (LPM)	Indoor Air Temp. (°C, DB)											
			16.0		18.0		20.0		21.0		22.0		24.0	
			TC	PI	TC	PI	TC	PI	TC	PI	TC	PI	TC	PI
100	45	415.0	126.6	10.84	119.7	10.84	113.4	9.01	111.0	8.93	105.7	8.27	100.8	7.97
90	-5	138.4	43.00	18.82	41.70	17.14	40.50	15.05	40.20	14.35	39.80	13.83	39.20	12.41
		173.0	44.30	19.09	42.90	17.41	41.60	15.33	41.30	14.61	41.00	14.09	40.30	12.64
		346.0	50.40	20.43	48.80	18.75	47.40	16.71	47.00	15.91	46.80	15.36	45.70	13.77
		380.6	55.70	21.72	53.90	20.06	52.40	18.02	51.90	17.17	51.60	16.54	50.60	14.86
		415.0	61.00	23.05	58.90	21.40	57.40	19.36	56.80	18.46	56.50	17.74	55.50	15.98
	0	138.4	77.00	25.63	73.40	24.05	70.00	22.08	69.00	21.06	67.90	20.27	65.30	18.21
		173.0	77.40	25.68	73.80	24.10	70.40	22.13	69.40	21.11	68.20	20.32	65.70	18.25
		346.0	79.20	25.96	75.60	24.38	72.20	22.38	71.00	21.35	69.80	20.56	67.30	18.45
		380.6	80.40	25.96	76.70	24.38	73.30	22.38	72.00	21.35	71.00	20.56	68.40	18.45
		415.0	81.70	25.96	77.80	24.38	74.40	22.38	73.00	21.35	72.10	20.56	69.50	18.45
	5	138.4	108.7	27.52	105.3	25.97	101.9	24.04	99.80	22.91	95.40	22.05	90.90	19.80
		173.0	108.9	27.62	105.3	26.07	101.9	24.14	99.80	23.01	95.40	22.15	90.90	19.89
		346.0	109.3	28.14	104.9	26.58	101.9	24.61	99.80	23.49	95.40	22.64	90.90	20.30
		380.6	110.0	28.31	105.1	26.75	101.9	24.81	99.80	23.66	95.40	22.80	90.90	20.46
		415.0	110.7	28.49	105.3	26.93	101.9	25.02	99.80	23.84	95.40	22.97	90.90	20.63
	10	138.4	109.3	24.30	105.6	23.10	101.9	21.76	99.80	20.86	95.40	20.01	90.90	18.04
		173.0	109.3	24.32	105.5	23.12	101.9	21.78	99.80	20.88	95.40	20.00	90.90	18.06
		346.0	109.1	24.38	104.9	23.23	101.9	21.88	99.80	20.99	95.40	19.94	90.90	18.12
		380.6	109.8	24.32	105.3	23.16	101.9	21.81	99.80	20.92	95.40	20.00	90.90	18.19
		415.0	110.5	24.25	105.7	23.09	101.9	21.74	99.80	20.85	95.40	20.06	90.90	18.26
	15	138.4	109.9	21.04	106.0	20.28	101.9	19.52	99.80	18.85	95.40	17.98	90.90	16.33
		173.0	109.7	20.97	105.8	20.21	101.9	19.45	99.80	18.80	95.40	17.86	90.90	16.26
		346.0	108.9	20.63	105.1	19.87	101.9	19.11	99.80	18.49	95.40	17.20	90.90	15.91
		380.6	109.7	20.32	105.3	19.57	101.9	18.78	99.80	18.16	95.40	17.20	90.90	15.91
		415.0	110.4	20.00	105.5	19.27	101.9	18.45	99.80	17.83	95.40	17.20	90.90	15.91
	20	138.4	110.5	17.76	106.4	17.25	101.9	16.66	99.80	15.99	95.40	15.44	90.90	14.49
		173.0	110.5	17.76	106.2	17.21	101.9	16.59	99.80	15.93	95.40	15.32	90.90	14.37
		346.0	110.0	17.76	105.3	17.00	101.9	16.24	99.80	15.62	95.40	14.66	90.90	13.71
		380.6	110.3	17.47	105.7	16.87	101.9	16.24	99.80	15.62	95.40	14.66	90.90	13.71
		415.0	110.6	17.18	106.1	16.73	101.9	16.24	99.80	15.62	95.40	14.66	90.90	13.71
	25	138.4	112.4	15.52	107.8	14.70	101.9	14.08	99.80	13.38	95.40	12.83	90.90	11.88
		173.0	112.6	15.50	107.8	14.67	101.9	14.02	99.80	13.38	95.40	12.76	90.90	11.81
		346.0	113.7	15.36	107.8	14.53	101.9	13.71	99.80	13.38	95.40	12.42	90.90	11.47
		380.6	114.1	14.96	107.8	14.20	101.9	13.71	99.80	13.04	95.40	12.42	90.90	11.47
		415.0	114.5	14.56	107.8	13.87	101.9	13.71	99.80	12.69	95.40	12.42	90.90	11.47
	30	138.4	114.1	14.08	107.8	13.12	101.9	12.17	99.80	11.88	95.40	11.21	90.90	10.18
		173.0	114.1	14.02	107.8	13.06	101.9	12.10	99.80	11.81	95.40	11.15	90.90	10.18
		346.0	114.1	13.71	107.8	12.75	101.9	11.79	99.80	11.47	95.40	10.84	90.90	10.18
		380.6	114.1	13.38	107.8	12.42	101.9	11.79	99.80	11.47	95.40	10.84	90.90	9.89
		415.0	114.1	13.05	107.8	12.09	101.9	11.79	99.80	11.47	95.40	10.84	90.90	9.60
	35	138.4	114.1	12.83	107.8	11.88	101.9	10.93	99.80	10.60	95.40	9.96	90.90	9.30
		173.0	114.1	12.76	107.8	11.81	101.9	10.86	99.80	10.53	95.40	9.89	90.90	9.24
		346.0	114.1	12.42	107.8	11.47	101.9	10.51	99.80	10.18	95.40	9.56	90.90	8.93
		380.6	114.1	12.09	107.8	11.14	101.9	10.18	99.80	9.89	95.40	9.56	90.90	8.93
		415.0	114.1	11.76	107.8	10.81	101.9	9.85	99.80	9.60	95.40	9.56	90.90	8.93
	40	138.4	114.1	11.97	107.8	10.93	101.9	9.64	99.80	9.30	95.40	9.01	90.90	8.35
		173.0	114.1	11.83	107.8	10.86	101.9	9.57	99.80	9.24	95.40	8.94	90.90	8.28
		346.0	114.1	11.14	107.8	10.51	101.9	9.22	99.80	8.93	95.40	8.60	90.90	7.97
380.6		114.1	11.14	107.8	10.51	101.9	9.22	99.80	8.93	95.40	8.60	90.90	7.97	
415.0		114.1	11.14	107.8	10.51	101.9	9.22	99.80	8.93	95.40	8.60	90.90	7.97	
45	138.4	114.1	11.08	107.8	9.96	101.9	8.35	99.80	8.06	95.40	8.06	90.90	7.39	
	173.0	114.1	10.89	107.8	9.89	101.9	8.28	99.80	7.99	95.40	7.99	90.90	7.33	
	346.0	114.1	9.89	107.8	9.56	101.9	7.97	99.80	7.64	95.40	7.64	90.90	7.02	
	380.6	114.1	10.18	107.8	9.89	101.9	8.27	99.80	7.97	95.40	7.64	90.90	7.02	

7. Capacity Tables

Combi. (%)	Inlet Water Temp. (°C)	Water Flow Rate (LPM)	Indoor Air Temp. (°C, DB)											
			16.0		18.0		20.0		21.0		22.0		24.0	
			TC	PI	TC	PI	TC	PI	TC	PI	TC	PI	TC	PI
90	45	415.0	114.1	10.48	107.8	10.23	101.9	8.58	99.80	8.31	95.40	7.64	90.90	7.02
80	-5	138.4	40.70	13.40	38.20	12.90	36.20	12.35	35.70	11.93	35.50	11.38	34.80	10.48
		173.0	41.80	13.65	39.30	13.14	37.30	12.57	36.80	12.14	36.60	11.59	35.80	10.67
		346.0	47.50	14.89	44.60	14.30	42.20	13.68	41.80	13.21	41.60	12.62	40.70	11.60
		380.6	52.60	16.05	49.30	15.42	46.60	14.77	46.10	14.27	45.90	13.61	45.00	12.52
		415.0	57.60	17.24	54.00	16.57	51.10	15.89	50.40	15.35	50.20	14.62	49.30	13.46
	0	138.4	72.70	19.68	67.00	18.89	62.40	18.11	61.20	17.48	60.30	16.65	58.10	15.34
		173.0	73.10	19.73	67.40	18.94	62.80	18.15	61.50	17.52	60.70	16.69	58.40	15.38
		346.0	74.90	19.97	69.00	19.18	64.30	18.35	63.00	17.73	62.30	16.90	59.80	15.55
		380.6	76.00	19.97	70.00	19.18	65.30	18.35	64.10	17.73	63.20	16.90	60.80	15.55
		415.0	77.10	19.97	71.00	19.18	66.30	18.35	65.20	17.73	64.10	16.90	61.80	15.55
	5	138.4	100.5	21.40	94.90	20.59	90.70	19.66	88.70	19.01	84.90	18.13	80.70	16.67
		173.0	100.7	21.50	95.10	20.68	90.70	19.75	88.70	19.10	84.90	18.21	80.70	16.75
		346.0	101.5	21.98	95.80	21.08	90.90	20.20	88.70	19.51	84.90	18.59	80.70	17.14
		380.6	101.5	22.10	95.70	21.25	90.90	20.32	88.70	19.63	84.90	18.71	80.70	17.23
		415.0	101.5	22.23	95.70	21.43	90.90	20.45	88.70	19.76	84.90	18.84	80.70	17.32
	10	138.4	101.0	19.70	95.20	18.80	90.70	17.85	88.70	17.36	84.90	16.43	80.70	15.22
		173.0	101.1	19.68	95.40	18.78	90.70	17.86	88.70	17.36	84.90	16.44	80.70	15.22
		346.0	101.5	19.57	95.80	18.68	90.90	17.90	88.70	17.40	84.90	16.48	80.70	15.25
		380.6	101.5	19.51	95.70	18.75	90.90	17.95	88.70	17.30	84.90	16.38	80.70	15.15
		415.0	101.5	19.44	95.70	18.82	90.90	18.01	88.70	17.20	84.90	16.28	80.70	15.05
	15	138.4	101.5	17.98	95.70	17.03	90.90	15.99	88.70	15.70	84.90	14.75	80.70	13.79
		173.0	101.5	17.86	95.70	16.90	90.90	15.93	88.70	15.63	84.90	14.68	80.70	13.72
		346.0	101.5	17.20	95.70	16.24	90.90	15.62	88.70	15.29	84.90	14.34	80.70	13.38
		380.6	101.5	16.87	95.70	16.24	90.90	15.62	88.70	14.96	84.90	14.01	80.70	13.04
		415.0	101.5	16.52	95.70	16.24	90.90	15.62	88.70	14.63	84.90	13.68	80.70	12.69
	20	138.4	101.5	15.03	95.70	14.42	90.90	13.71	88.70	13.46	84.90	12.83	80.70	11.88
		173.0	101.5	14.97	95.70	14.35	90.90	13.71	88.70	13.39	84.90	12.76	80.70	11.81
		346.0	101.5	14.66	95.70	14.01	90.90	13.71	88.70	13.04	84.90	12.42	80.70	11.47
		380.6	101.5	14.34	95.70	13.71	90.90	13.38	88.70	13.04	84.90	12.09	80.70	11.47
		415.0	101.5	14.01	95.70	13.41	90.90	13.05	88.70	13.04	84.90	11.76	80.70	11.47
	25	138.4	101.5	13.46	95.70	12.50	90.90	11.79	88.70	11.55	84.90	10.93	80.70	10.26
		173.0	101.5	13.39	95.70	12.43	90.90	11.79	88.70	11.48	84.90	10.86	80.70	10.20
		346.0	101.5	13.04	95.70	12.09	90.90	11.79	88.70	11.14	84.90	10.51	80.70	9.89
		380.6	101.5	12.75	95.70	12.09	90.90	11.47	88.70	11.14	84.90	10.51	80.70	9.89
		415.0	101.5	12.46	95.70	12.09	90.90	11.14	88.70	11.14	84.90	10.51	80.70	9.89
	30	138.4	101.5	11.88	95.70	11.21	90.90	10.60	88.70	10.26	84.90	9.64	80.70	9.01
		173.0	101.5	11.81	95.70	11.15	90.90	10.53	88.70	10.20	84.90	9.57	80.70	8.94
		346.0	101.5	11.47	95.70	10.84	90.90	10.18	88.70	9.89	84.90	9.22	80.70	8.60
		380.6	101.5	11.47	95.70	10.84	90.90	10.18	88.70	9.89	84.90	9.22	80.70	8.60
		415.0	101.5	11.47	95.70	10.84	90.90	10.18	88.70	9.89	84.90	9.22	80.70	8.60
	35	138.4	101.5	10.93	95.70	10.26	90.90	9.30	88.70	8.93	84.90	8.68	80.70	7.97
		173.0	101.5	10.86	95.70	10.20	90.90	9.24	88.70	8.93	84.90	8.61	80.70	7.97
		346.0	101.5	10.51	95.70	9.89	90.90	8.93	88.70	8.93	84.90	8.27	80.70	7.97
		380.6	101.5	10.51	95.70	9.56	90.90	8.93	88.70	8.60	84.90	8.27	80.70	7.64
		415.0	101.5	10.51	95.70	9.23	90.90	8.93	88.70	8.27	84.90	8.27	80.70	7.31
	40	138.4	101.5	10.34	95.70	9.30	90.90	8.27	88.70	8.35	84.90	7.64	80.70	7.39
		173.0	101.5	10.22	95.70	9.24	90.90	8.27	88.70	8.28	84.90	7.64	80.70	7.33
		346.0	101.5	9.56	95.70	8.93	90.90	8.27	88.70	7.97	84.90	7.64	80.70	7.02
380.6		101.5	9.56	95.70	8.93	90.90	7.97	88.70	7.97	84.90	7.64	80.70	7.02	
415.0		101.5	9.56	95.70	8.93	90.90	7.67	88.70	7.97	84.90	7.64	80.70	7.02	
45	138.4	101.5	9.79	95.70	8.35	90.90	7.23	88.70	7.80	84.90	6.61	80.70	6.85	
	173.0	101.5	9.60	95.70	8.28	90.90	7.30	88.70	7.68	84.90	6.68	80.70	6.73	
	346.0	101.5	8.60	95.70	7.97	90.90	7.64	88.70	7.02	84.90	7.02	80.70	6.07	
	380.6	101.5	8.60	95.70	8.27	90.90	7.02	88.70	7.32	84.90	7.02	80.70	6.36	

7. Capacity Tables

Combi. (%)	Inlet Water Temp. (°C)	Water Flow Rate (LPM)	Indoor Air Temp. (°C, DB)											
			16.0		18.0		20.0		21.0		22.0		24.0	
			TC	PI	TC	PI	TC	PI	TC	PI	TC	PI	TC	PI
80	45	415.0	101.5	8.60	95.70	8.58	90.90	6.39	88.70	7.63	84.90	7.02	80.70	6.66
70	-5	138.4	35.50	11.52	33.30	10.96	31.50	10.60	31.20	10.00	31.00	9.65	30.50	8.77
		173.0	36.60	11.73	34.20	11.17	32.40	10.79	32.10	10.18	31.90	9.82	31.40	8.93
		346.0	41.60	12.75	39.00	12.16	36.90	11.76	36.50	11.07	36.30	10.67	35.60	9.72
		380.6	46.00	13.77	43.20	13.11	40.70	12.68	40.40	11.93	40.10	11.53	39.40	10.48
		415.0	50.50	14.82	47.40	14.09	44.50	13.62	44.30	12.81	43.90	12.41	43.20	11.26
	0	138.4	63.50	16.85	58.70	16.07	54.50	15.53	53.60	14.62	52.70	14.13	50.90	12.85
		173.0	63.90	16.90	59.00	16.10	54.80	15.58	53.90	14.65	53.00	14.17	51.10	12.88
		346.0	65.40	17.10	60.50	16.27	56.10	15.79	55.20	14.82	54.30	14.34	52.40	13.02
		380.6	66.40	17.10	61.40	16.27	56.90	15.79	56.00	14.82	55.20	14.34	53.10	13.02
		415.0	67.40	17.10	62.30	16.27	57.60	15.79	56.70	14.82	56.10	14.34	53.80	13.02
	5	138.4	87.80	18.36	83.20	17.47	79.20	16.91	77.60	15.94	74.00	15.37	70.60	13.96
		173.0	88.00	18.43	83.40	17.54	79.20	16.98	77.60	16.01	74.00	15.44	70.60	14.03
		346.0	88.70	18.81	83.90	17.92	79.40	17.36	77.60	16.31	74.00	15.79	70.60	14.34
		380.6	88.70	18.94	83.90	18.06	79.40	17.50	77.60	16.44	74.00	15.88	70.60	14.43
		415.0	88.70	19.07	83.90	18.20	79.40	17.64	77.60	16.58	74.00	15.97	70.60	14.52
	10	138.4	88.20	16.90	83.50	15.98	79.40	15.39	77.60	14.53	74.00	13.94	70.60	12.75
		173.0	88.30	16.88	83.50	15.95	79.40	15.36	77.60	14.53	74.00	13.94	70.60	12.75
		346.0	88.70	16.74	83.90	15.81	79.40	15.22	77.60	14.53	74.00	13.94	70.60	12.75
		380.6	88.70	16.81	83.90	15.88	79.40	15.29	77.60	14.60	74.00	13.84	70.60	12.78
		415.0	88.70	16.88	83.90	15.95	79.40	15.36	77.60	14.67	74.00	13.74	70.60	12.81
	15	138.4	88.70	15.44	83.90	14.49	79.40	13.87	77.60	13.12	74.00	12.50	70.60	11.55
		173.0	88.70	15.32	83.90	14.37	79.40	13.73	77.60	13.06	74.00	12.43	70.60	11.48
		346.0	88.70	14.66	83.90	13.71	79.40	13.04	77.60	12.75	74.00	12.09	70.60	11.14
		380.6	88.70	14.66	83.90	13.71	79.40	13.04	77.60	12.75	74.00	11.79	70.60	11.14
		415.0	88.70	14.66	83.90	13.71	79.40	13.04	77.60	12.75	74.00	11.49	70.60	11.14
	20	138.4	88.70	12.83	83.90	12.17	79.40	11.88	77.60	11.55	74.00	10.93	70.60	10.26
		173.0	88.70	12.76	83.90	12.10	79.40	11.81	77.60	11.48	74.00	10.86	70.60	10.20
		346.0	88.70	12.42	83.90	11.79	79.40	11.47	77.60	11.14	74.00	10.51	70.60	9.89
		380.6	88.70	12.42	83.90	11.79	79.40	11.47	77.60	10.84	74.00	10.51	70.60	9.56
		415.0	88.70	12.42	83.90	11.79	79.40	11.47	77.60	10.54	74.00	10.51	70.60	9.23
	25	138.4	88.70	11.55	83.90	10.93	79.40	10.26	77.60	9.96	74.00	9.22	70.60	8.60
		173.0	88.70	11.48	83.90	10.86	79.40	10.20	77.60	9.89	74.00	9.22	70.60	8.60
		346.0	88.70	11.14	83.90	10.51	79.40	9.89	77.60	9.56	74.00	9.22	70.60	8.60
		380.6	88.70	10.84	83.90	10.18	79.40	9.89	77.60	9.56	74.00	8.93	70.60	8.60
		415.0	88.70	10.54	83.90	9.85	79.40	9.89	77.60	9.56	74.00	8.64	70.60	8.60
	30	138.4	88.70	10.26	83.90	9.64	79.40	9.01	77.60	8.60	74.00	8.35	70.60	7.64
		173.0	88.70	10.20	83.90	9.57	79.40	8.94	77.60	8.60	74.00	8.28	70.60	7.64
		346.0	88.70	9.89	83.90	9.22	79.40	8.60	77.60	8.60	74.00	7.97	70.60	7.64
		380.6	88.70	9.89	83.90	9.22	79.40	8.60	77.60	8.27	74.00	7.97	70.60	7.64
		415.0	88.70	9.89	83.90	9.22	79.40	8.60	77.60	7.94	74.00	7.97	70.60	7.64
	35	138.4	88.70	9.30	83.90	8.68	79.40	7.97	77.60	8.06	74.00	7.32	70.60	7.11
		173.0	88.70	9.24	83.90	8.61	79.40	7.97	77.60	7.99	74.00	7.32	70.60	7.04
		346.0	88.70	8.93	83.90	8.27	79.40	7.97	77.60	7.64	74.00	7.32	70.60	6.69
		380.6	88.70	8.93	83.90	8.27	79.40	7.64	77.60	7.64	74.00	7.32	70.60	6.69
		415.0	88.70	8.93	83.90	8.27	79.40	7.31	77.60	7.64	74.00	7.32	70.60	6.69
	40	138.4	88.70	8.68	83.90	8.06	79.40	7.39	77.60	7.02	74.00	6.69	70.60	6.43
		173.0	88.70	8.61	83.90	7.99	79.40	7.33	77.60	7.02	74.00	6.69	70.60	6.38
		346.0	88.70	8.27	83.90	7.64	79.40	7.02	77.60	7.02	74.00	6.69	70.60	6.07
380.6		88.70	8.27	83.90	7.64	79.40	7.02	77.60	6.69	74.00	6.36	70.60	6.07	
415.0		88.70	8.27	83.90	7.64	79.40	7.02	77.60	6.36	74.00	6.03	70.60	6.07	
45	138.4	88.70	8.06	83.90	7.39	79.40	6.85	77.60	5.99	74.00	6.07	70.60	5.81	
	173.0	88.70	7.99	83.90	7.33	79.40	6.73	77.60	6.06	74.00	6.07	70.60	5.74	
	346.0	88.70	7.64	83.90	7.02	79.40	6.07	77.60	6.36	74.00	6.07	70.60	5.40	
	380.6	88.70	7.64	83.90	7.02	79.40	6.36	77.60	5.74	74.00	5.40	70.60	5.40	

7. Capacity Tables

Combi. (%)	Inlet Water Temp. (°C)	Water Flow Rate (LPM)	Indoor Air Temp. (°C, DB)											
			16.0		18.0		20.0		21.0		22.0		24.0	
			TC	PI	TC	PI	TC	PI	TC	PI	TC	PI	TC	PI
70	45	415.0	88.70	7.64	83.90	7.02	79.40	6.66	77.60	5.11	74.00	4.72	70.60	5.40
60	-5	138.4	30.40	9.34	28.60	8.99	27.00	8.64	26.70	8.03	26.60	7.90	26.10	7.06
		173.0	31.30	9.51	29.50	9.16	27.80	8.80	27.40	8.17	27.40	8.04	26.80	7.20
		346.0	35.80	10.38	33.50	9.98	31.70	9.58	31.30	8.89	31.20	8.77	30.60	7.84
		380.6	39.40	11.17	36.90	10.77	35.10	10.34	34.60	9.62	34.50	9.46	33.80	8.44
		415.0	43.00	11.98	40.30	11.58	38.50	11.12	37.80	10.36	37.90	10.17	37.00	9.06
	0	138.4	54.50	13.70	50.20	13.21	46.80	12.64	45.90	11.76	45.30	11.60	43.60	10.36
		173.0	54.80	13.73	50.40	13.24	47.00	12.68	46.10	11.79	45.50	11.63	43.80	10.38
		346.0	56.10	13.90	51.70	13.38	48.30	12.85	47.30	11.93	46.60	11.76	44.80	10.48
		380.6	56.90	13.90	52.50	13.38	49.10	12.85	48.00	11.93	47.40	11.76	45.60	10.48
		415.0	57.60	13.90	53.40	13.38	50.00	12.85	48.70	11.93	48.10	11.76	46.30	10.48
	5	138.4	75.40	14.92	71.10	14.36	68.20	13.76	66.40	12.82	63.60	12.62	60.50	11.24
		173.0	75.60	14.99	71.30	14.43	68.20	13.83	66.40	12.87	63.60	12.67	60.50	11.29
		346.0	76.20	15.29	71.80	14.73	68.20	14.13	66.40	13.14	63.60	12.95	60.50	11.53
		380.6	76.20	15.42	71.60	14.82	68.20	14.23	66.40	13.25	63.60	13.02	60.50	11.64
		415.0	76.20	15.56	71.50	14.91	68.20	14.33	66.40	13.36	63.60	13.09	60.50	11.75
	10	138.4	75.80	13.71	71.30	13.11	68.20	12.49	66.40	11.66	63.60	11.45	60.50	10.26
		173.0	75.80	13.71	71.40	13.11	68.20	12.49	66.40	11.69	63.60	11.45	60.50	10.28
		346.0	76.20	13.71	71.80	13.11	68.20	12.49	66.40	11.83	63.60	11.40	60.50	10.38
		380.6	76.20	13.73	71.60	12.99	68.20	12.35	66.40	11.69	63.60	11.30	60.50	10.28
		415.0	76.20	13.75	71.50	12.87	68.20	12.21	66.40	11.55	63.60	11.20	60.50	10.18
	15	138.4	76.20	12.50	71.60	11.88	68.20	11.21	66.40	10.51	63.60	10.26	60.50	9.22
		173.0	76.20	12.43	71.60	11.81	68.20	11.15	66.40	10.51	63.60	10.20	60.50	9.22
		346.0	76.20	12.09	71.60	11.47	68.20	10.84	66.40	10.51	63.60	9.89	60.50	9.22
		380.6	76.20	12.09	71.60	11.14	68.20	10.51	66.40	10.18	63.60	9.56	60.50	8.93
		415.0	76.20	12.09	71.60	10.81	68.20	10.18	66.40	9.85	63.60	9.23	60.50	8.64
	20	138.4	76.20	10.93	71.60	10.26	68.20	9.64	66.40	9.30	63.60	9.01	60.50	8.35
		173.0	76.20	10.86	71.60	10.20	68.20	9.57	66.40	9.24	63.60	8.94	60.50	8.28
		346.0	76.20	10.51	71.60	9.89	68.20	9.22	66.40	8.93	63.60	8.60	60.50	7.97
		380.6	76.20	10.51	71.60	9.89	68.20	9.22	66.40	8.93	63.60	8.60	60.50	7.97
		415.0	76.20	10.51	71.60	9.89	68.20	9.22	66.40	8.93	63.60	8.60	60.50	7.97
	25	138.4	76.20	9.64	71.60	9.01	68.20	8.27	66.40	8.35	63.60	7.64	60.50	7.39
		173.0	76.20	9.57	71.60	8.94	68.20	8.27	66.40	8.28	63.60	7.64	60.50	7.33
		346.0	76.20	9.22	71.60	8.60	68.20	8.27	66.40	7.97	63.60	7.64	60.50	7.02
		380.6	76.20	9.22	71.60	8.60	68.20	7.97	66.40	7.97	63.60	7.64	60.50	7.02
		415.0	76.20	9.22	71.60	8.60	68.20	7.67	66.40	7.97	63.60	7.64	60.50	7.02
	30	138.4	76.20	8.68	71.60	8.06	68.20	7.73	66.40	7.39	63.60	7.11	60.50	6.78
		173.0	76.20	8.61	71.60	7.99	68.20	7.66	66.40	7.33	63.60	7.04	60.50	6.71
		346.0	76.20	8.27	71.60	7.64	68.20	7.32	66.40	7.02	63.60	6.69	60.50	6.36
		380.6	76.20	8.27	71.60	7.64	68.20	7.32	66.40	7.02	63.60	6.69	60.50	6.36
		415.0	76.20	8.27	71.60	7.64	68.20	7.32	66.40	7.02	63.60	6.69	60.50	6.36
	35	138.4	76.20	7.64	71.60	7.39	68.20	6.69	66.40	6.78	63.60	6.43	60.50	6.14
		173.0	76.20	7.64	71.60	7.33	68.20	6.69	66.40	6.71	63.60	6.38	60.50	6.07
		346.0	76.20	7.64	71.60	7.02	68.20	6.69	66.40	6.36	63.60	6.07	60.50	5.74
		380.6	76.20	7.64	71.60	7.02	68.20	6.36	66.40	6.36	63.60	6.07	60.50	5.74
		415.0	76.20	7.64	71.60	7.02	68.20	6.03	66.40	6.36	63.60	6.07	60.50	5.74
	40	138.4	76.20	7.02	71.60	6.78	68.20	6.07	66.40	6.14	63.60	5.81	60.50	5.40
		173.0	76.20	7.02	71.60	6.71	68.20	6.07	66.40	6.07	63.60	5.74	60.50	5.40
		346.0	76.20	7.02	71.60	6.36	68.20	6.07	66.40	5.74	63.60	5.40	60.50	5.40
380.6		76.20	7.02	71.60	6.36	68.20	6.07	66.40	5.74	63.60	5.40	60.50	5.40	
415.0		76.20	7.02	71.60	6.36	68.20	6.07	66.40	5.74	63.60	5.40	60.50	5.40	
45	138.4	76.20	6.36	71.60	6.14	68.20	5.40	66.40	5.48	63.60	5.19	60.50	4.69	
	173.0	76.20	6.36	71.60	6.07	68.20	5.40	66.40	5.41	63.60	5.12	60.50	4.76	
	346.0	76.20	6.36	71.60	5.74	68.20	5.40	66.40	5.10	63.60	4.78	60.50	5.10	
	380.6	76.20	6.36	71.60	5.74	68.20	5.74	66.40	5.10	63.60	4.78	60.50	5.10	

7. Capacity Tables

Combi. (%)	Inlet Water Temp. (°C)	Water Flow Rate (LPM)	Indoor Air Temp. (°C, DB)											
			16.0		18.0		20.0		21.0		22.0		24.0	
			TC	PI	TC	PI	TC	PI	TC	PI	TC	PI	TC	PI
60	45	415.0	76.20	6.36	71.60	5.74	68.20	6.09	66.40	5.10	63.60	4.78	60.50	5.10
50	-5	138.4	25.40	7.45	23.90	7.06	22.50	6.68	22.20	6.31	22.10	5.93	21.80	5.62
		173.0	26.10	7.59	24.60	7.20	23.20	6.80	22.90	6.43	22.80	6.04	22.40	5.72
		346.0	29.70	8.23	27.90	7.84	26.40	7.38	26.10	7.02	25.90	6.59	25.40	6.19
		380.6	32.80	8.89	30.80	8.44	29.10	7.97	28.80	7.58	28.60	7.09	28.10	6.69
		415.0	35.90	9.56	33.70	9.06	31.80	8.57	31.50	8.15	31.30	7.61	30.80	7.21
	0	138.4	45.30	10.91	41.90	10.36	39.00	9.75	38.20	9.25	37.60	8.70	36.30	8.21
		173.0	45.50	10.93	42.10	10.38	39.20	9.78	38.40	9.28	37.80	8.72	36.50	8.23
		346.0	46.60	11.04	43.20	10.48	40.20	9.91	39.40	9.42	38.90	8.83	37.30	8.34
		380.6	47.40	11.04	43.80	10.48	40.70	9.91	40.00	9.42	39.40	8.83	38.00	8.34
		415.0	48.10	11.04	44.40	10.48	41.30	9.91	40.60	9.42	40.00	8.83	38.70	8.34
	5	138.4	62.60	11.87	59.40	11.24	56.70	10.62	55.30	10.10	52.90	9.48	50.40	8.91
		173.0	62.80	11.92	59.50	11.29	56.70	10.67	55.30	10.14	52.90	9.52	50.40	8.96
		346.0	63.30	12.16	59.90	11.53	56.70	10.91	55.30	10.34	52.90	9.69	50.40	9.16
		380.6	63.30	12.26	59.80	11.64	56.70	10.97	55.30	10.41	52.90	9.79	50.40	9.22
		415.0	63.30	12.36	59.70	11.75	56.70	11.03	55.30	10.48	52.90	9.89	50.40	9.28
	10	138.4	63.00	10.93	59.60	10.29	56.70	9.67	55.30	9.24	52.90	8.54	50.40	8.16
		173.0	63.00	10.91	59.60	10.29	56.70	9.65	55.30	9.22	52.90	8.56	50.40	8.14
		346.0	63.30	10.84	59.90	10.25	56.70	9.58	55.30	9.16	52.90	8.66	50.40	8.07
		380.6	63.30	10.91	59.80	10.28	56.70	9.62	55.30	9.20	52.90	8.53	50.40	8.11
		415.0	63.30	10.98	59.70	10.31	56.70	9.66	55.30	9.24	52.90	8.39	50.40	8.15
	15	138.4	63.30	9.96	59.80	9.30	56.70	8.68	55.30	8.35	52.90	7.64	50.40	7.39
		173.0	63.30	9.89	59.80	9.24	56.70	8.61	55.30	8.28	52.90	7.64	50.40	7.33
		346.0	63.30	9.56	59.80	8.93	56.70	8.27	55.30	7.97	52.90	7.64	50.40	7.02
		380.6	63.30	9.56	59.80	8.93	56.70	8.27	55.30	7.97	52.90	7.32	50.40	7.02
		415.0	63.30	9.56	59.80	8.93	56.70	8.27	55.30	7.97	52.90	6.99	50.40	7.02
	20	138.4	63.30	8.68	59.80	8.06	56.70	7.73	55.30	7.39	52.90	7.11	50.40	6.36
		173.0	63.30	8.61	59.80	7.99	56.70	7.66	55.30	7.33	52.90	7.04	50.40	6.36
		346.0	63.30	8.27	59.80	7.64	56.70	7.32	55.30	7.02	52.90	6.69	50.40	6.36
		380.6	63.30	8.27	59.80	7.64	56.70	7.32	55.30	7.02	52.90	6.69	50.40	6.36
		415.0	63.30	8.27	59.80	7.64	56.70	7.32	55.30	7.02	52.90	6.69	50.40	6.36
	25	138.4	63.30	7.73	59.80	7.02	56.70	6.78	55.30	6.36	52.90	6.07	50.40	5.74
		173.0	63.30	7.66	59.80	7.02	56.70	6.71	55.30	6.36	52.90	6.07	50.40	5.74
		346.0	63.30	7.32	59.80	7.02	56.70	6.36	55.30	6.36	52.90	6.07	50.40	5.74
		380.6	63.30	7.32	59.80	7.02	56.70	6.36	55.30	6.36	52.90	6.07	50.40	5.74
		415.0	63.30	7.32	59.80	7.02	56.70	6.36	55.30	6.36	52.90	6.07	50.40	5.74
	30	138.4	63.30	7.11	59.80	6.43	56.70	6.14	55.30	5.74	52.90	5.81	50.40	5.48
		173.0	63.30	7.04	59.80	6.38	56.70	6.07	55.30	5.74	52.90	5.74	50.40	5.41
		346.0	63.30	6.69	59.80	6.07	56.70	5.74	55.30	5.74	52.90	5.40	50.40	5.10
		380.6	63.30	6.69	59.80	6.07	56.70	5.74	55.30	5.74	52.90	5.40	50.40	5.10
		415.0	63.30	6.69	59.80	6.07	56.70	5.74	55.30	5.74	52.90	5.40	50.40	5.10
	35	138.4	63.30	6.43	59.80	5.74	56.70	5.40	55.30	5.48	52.90	5.10	50.40	4.78
		173.0	63.30	6.38	59.80	5.74	56.70	5.40	55.30	5.41	52.90	5.10	50.40	4.78
		346.0	63.30	6.07	59.80	5.74	56.70	5.40	55.30	5.10	52.90	5.10	50.40	4.78
		380.6	63.30	6.07	59.80	5.74	56.70	5.40	55.30	5.10	52.90	5.10	50.40	4.78
		415.0	63.30	6.07	59.80	5.74	56.70	5.40	55.30	5.10	52.90	5.10	50.40	4.78
	40	138.4	63.30	5.81	59.80	5.48	56.70	5.19	55.30	4.78	52.90	4.86	50.40	4.45
		173.0	63.30	5.74	59.80	5.41	56.70	5.12	55.30	4.78	52.90	4.79	50.40	4.45
		346.0	63.30	5.40	59.80	5.10	56.70	4.78	55.30	4.78	52.90	4.45	50.40	4.45
380.6		63.30	5.40	59.80	5.10	56.70	4.78	55.30	4.78	52.90	4.45	50.40	4.45	
415.0		63.30	5.40	59.80	5.10	56.70	4.78	55.30	4.78	52.90	4.45	50.40	4.45	
45	138.4	63.30	5.19	59.80	5.27	56.70	4.93	55.30	4.08	52.90	4.60	50.40	4.15	
	173.0	63.30	5.12	59.80	5.13	56.70	4.81	55.30	4.15	52.90	4.48	50.40	4.15	
	346.0	63.30	4.78	59.80	4.45	56.70	4.15	55.30	4.45	52.90	3.82	50.40	4.15	
	380.6	63.30	4.78	59.80	4.45	56.70	4.15	55.30	4.45	52.90	3.82	50.40	4.15	

7. Capacity Tables

Combi. (%)	Inlet Water Temp. (°C)	Water Flow Rate (LPM)	Indoor Air Temp. (°C, DB)											
			16.0		18.0		20.0		21.0		22.0		24.0	
			TC	PI	TC	PI	TC	PI	TC	PI	TC	PI	TC	PI
50	45	415.0	63.30	4.78	59.80	4.45	56.70	4.15	55.30	4.45	52.90	3.82	50.40	4.15

Note

- TC: Total Capacity(kW), PI : Power Input(kW)
- Capacity tables show the average value of conditions which may occur.
- The minimum flow rate of the product is based on 50% of the rated flow rate or the value indicated in the specification table, whichever is greater.
However, when the 'Variable Water Flow Valve Control KIT' is applied, the minimum flow rate is allowed to 40% (gray colored area) of the rated flow rate.
- If the flow rate is less than minimum flow rate and the indoor unit combination ratio exceeds 130%, ask to LG Electronics even if the 'Variable Water Flow Valve Control KIT' is applied.

7. Capacity Tables

CRWM380LAS5

Combi. (%)	Inlet Water Temp. (°C)	Water Flow Rate (LPM)	Indoor Air Temp. (°C, DB)											
			16.0		18.0		20.0		21.0		22.0		24.0	
			TC	PI	TC	PI	TC	PI	TC	PI	TC	PI	TC	PI
130	-5	146.0	56.60	20.70	56.20	19.50	55.90	18.14	55.10	17.61	55.80	17.15	54.20	15.38
		192.0	58.70	21.07	58.20	19.89	57.90	18.54	57.00	18.01	57.80	17.53	56.10	15.73
		365.0	66.30	22.49	65.70	21.38	65.40	20.11	64.40	19.53	65.20	18.98	63.60	17.05
		427.5	73.30	23.92	72.60	22.83	72.20	21.68	71.30	21.10	72.20	20.49	70.30	18.37
		480.0	80.70	25.46	79.80	24.40	79.40	23.38	78.50	22.79	79.60	22.12	77.40	19.80
	0	146.0	101.1	28.32	98.80	27.48	96.70	26.58	94.60	25.83	95.00	25.12	90.60	22.49
		192.0	101.8	28.40	99.50	27.55	97.40	26.66	95.30	25.91	95.60	25.19	91.30	22.56
		365.0	104.3	28.70	101.7	27.82	99.60	26.96	97.50	26.21	97.80	25.46	93.50	22.83
		427.5	105.8	28.70	103.2	27.82	101.1	26.96	98.80	26.21	99.20	25.46	94.80	22.83
		480.0	107.4	28.70	104.8	27.82	102.7	26.96	100.2	26.21	100.7	25.46	96.20	22.83
	5	146.0	145.7	30.44	143.5	29.68	140.4	28.93	137.0	28.11	133.2	27.34	126.0	24.48
		192.0	146.2	30.58	143.8	29.83	140.4	29.08	137.0	28.26	133.2	27.48	126.0	24.61
		365.0	148.2	31.12	144.8	30.38	140.6	29.66	137.0	28.84	133.2	28.02	126.0	25.12
		427.5	149.1	31.33	145.2	30.58	140.6	29.86	137.0	29.04	133.2	28.22	126.0	25.30
		480.0	150.1	31.56	145.6	30.80	140.6	30.08	137.0	29.26	133.2	28.44	126.0	25.49
	10	146.0	145.9	27.70	143.5	26.77	140.0	26.26	136.4	25.67	132.8	24.80	125.4	22.38
		192.0	146.8	27.65	144.2	26.79	140.7	26.31	137.0	25.67	133.3	24.78	125.9	22.36
		365.0	150.3	27.44	146.9	26.89	142.9	26.52	139.2	25.64	135.3	24.71	127.9	22.29
		427.5	151.0	27.82	147.8	27.27	143.8	26.62	139.8	25.73	136.2	25.12	128.7	23.35
		480.0	151.8	28.23	148.8	27.68	144.8	26.73	140.5	25.83	137.2	25.57	129.5	24.50
	15	146.0	146.1	24.96	143.6	23.90	139.5	23.64	135.8	23.24	132.3	22.26	124.9	20.29
		192.0	147.3	24.71	144.8	23.79	140.7	23.59	137.0	23.06	133.4	22.08	126.0	20.11
		365.0	152.1	23.72	149.0	23.38	145.1	23.38	141.4	22.40	137.3	21.40	130.0	19.43
		427.5	152.9	24.30	150.5	23.92	146.9	23.38	142.9	22.40	139.2	22.02	131.5	21.40
		480.0	153.7	24.92	152.1	24.50	148.8	23.38	144.5	22.40	141.2	22.70	133.1	23.53
	20	146.0	151.6	22.90	148.9	21.83	145.0	21.36	141.0	20.67	136.8	20.21	128.8	19.59
		192.0	152.8	22.74	150.1	21.81	146.2	21.34	142.2	20.76	138.0	20.35	130.0	19.43
		365.0	157.7	22.09	154.9	21.75	150.5	21.27	146.5	21.10	142.9	20.90	134.7	18.78
		427.5	158.3	22.09	156.0	21.75	152.4	21.40	148.0	21.10	144.0	20.90	135.8	19.97
		480.0	159.0	22.09	157.2	21.75	154.4	21.54	149.6	21.10	145.2	20.90	137.0	21.25
	25	146.0	160.1	21.83	156.0	21.20	152.4	20.84	149.4	20.50	146.1	20.20	137.7	18.87
		192.0	160.1	21.74	156.0	21.16	152.4	20.75	149.4	20.42	146.1	20.11	137.7	18.78
		365.0	160.1	21.40	156.0	21.03	152.4	20.42	149.4	20.11	146.1	19.77	137.7	18.44
		427.5	160.1	21.10	156.0	20.49	152.4	20.11	149.4	19.77	146.1	19.43	137.7	18.14
		480.0	160.1	20.78	156.0	19.91	152.4	19.78	149.4	19.41	146.1	19.07	137.7	17.82
	30	146.0	160.1	21.27	156.0	20.22	152.4	20.02	149.4	19.50	146.1	19.29	137.7	17.96
		192.0	160.1	21.09	156.0	20.18	152.4	19.90	149.4	19.43	146.1	19.11	137.7	17.79
		365.0	160.1	20.42	156.0	20.04	152.4	19.43	149.4	19.12	146.1	18.44	137.7	17.14
		427.5	160.1	20.11	156.0	19.50	152.4	19.12	149.4	18.78	146.1	18.44	137.7	17.14
		480.0	160.1	19.78	156.0	18.92	152.4	18.79	149.4	18.42	146.1	18.44	137.7	17.14
	35	146.0	160.1	20.29	156.0	19.61	152.4	19.21	149.4	18.52	146.1	17.88	137.7	16.62
		192.0	160.1	20.11	156.0	19.50	152.4	19.12	149.4	18.45	146.1	17.79	137.7	16.46
		365.0	160.1	19.43	156.0	19.05	152.4	18.78	149.4	18.14	146.1	17.45	137.7	15.82
		427.5	160.1	19.43	156.0	18.85	152.4	18.44	149.4	17.80	146.1	17.14	137.7	15.82
		480.0	160.1	19.43	156.0	18.64	152.4	18.08	149.4	17.44	146.1	16.81	137.7	15.82
	40	146.0	160.1	19.59	156.0	18.97	152.4	18.61	149.4	17.96	146.1	17.32	137.7	15.64
		192.0	160.1	19.43	156.0	18.85	152.4	18.45	149.4	17.79	146.1	17.14	137.7	15.48
		365.0	160.1	18.78	156.0	18.37	152.4	17.80	149.4	17.14	146.1	16.46	137.7	14.83
427.5		160.1	18.44	156.0	18.07	152.4	17.80	149.4	17.14	146.1	16.46	137.7	14.83	
480.0		160.1	18.08	156.0	17.75	152.4	17.80	149.4	17.14	146.1	16.46	137.7	14.83	
45	146.0	160.1	18.95	156.0	18.32	152.4	18.04	149.4	17.39	146.1	16.71	137.7	14.65	
	192.0	160.1	18.79	156.0	18.20	152.4	17.79	149.4	17.14	146.1	16.46	137.7	14.49	
	365.0	160.1	18.14	156.0	17.73	152.4	16.80	149.4	16.16	146.1	15.48	137.7	13.84	
	427.5	160.1	17.45	156.0	17.28	152.4	17.14	149.4	16.46	146.1	15.82	137.7	13.84	

7. Capacity Tables

Combi. (%)	Inlet Water Temp. (°C)	Water Flow Rate (LPM)	Indoor Air Temp. (°C, DB)											
			16.0		18.0		20.0		21.0		22.0		24.0	
			TC	PI	TC	PI	TC	PI	TC	PI	TC	PI	TC	PI
130	45	480.0	160.1	16.71	156.0	16.80	152.4	17.51	149.4	16.79	146.1	16.19	137.7	13.84
120	-5	146.0	53.80	20.70	53.40	19.50	53.00	18.14	52.40	17.38	52.80	16.87	51.50	15.10
		192.0	55.70	21.07	55.30	19.89	54.90	18.54	54.30	17.77	54.70	17.25	53.40	15.45
		365.0	63.10	22.49	62.50	21.38	62.10	20.11	61.40	19.25	61.90	18.71	60.20	16.77
		427.5	69.60	23.92	69.00	22.83	68.60	21.68	67.80	20.79	68.40	20.18	66.50	18.07
		480.0	76.40	25.46	75.80	24.40	75.40	23.38	74.50	22.45	75.20	21.77	73.10	19.48
	0	146.0	96.20	28.32	93.90	27.48	91.80	26.58	90.00	25.46	90.00	24.74	85.90	22.12
		192.0	96.80	28.40	94.50	27.55	92.40	26.66	90.50	25.54	90.50	24.81	86.40	22.19
		365.0	99.00	28.70	96.70	27.82	94.60	26.96	92.70	25.84	92.70	25.09	88.50	22.47
		427.5	100.5	28.70	98.20	27.82	96.10	26.96	94.10	25.84	94.00	25.09	89.90	22.47
		480.0	102.1	28.70	99.80	27.82	97.70	26.96	95.60	25.84	95.40	25.09	91.40	22.47
	5	146.0	138.7	30.44	136.6	29.68	133.6	28.93	130.4	27.70	126.3	26.93	119.3	24.12
		192.0	139.2	30.58	136.9	29.83	133.6	29.08	130.4	27.85	126.3	27.07	119.3	24.25
		365.0	141.2	31.12	137.9	30.38	133.6	29.66	130.4	28.43	126.3	27.61	119.3	24.71
		427.5	141.9	31.33	137.0	30.58	133.6	29.86	130.4	28.63	126.3	27.82	119.3	24.89
		480.0	142.7	31.56	136.1	30.80	133.6	30.08	130.4	28.85	126.3	28.05	119.3	25.08
	10	146.0	139.2	27.34	136.6	26.59	133.2	26.05	130.0	25.26	126.0	24.42	119.1	21.96
		192.0	139.9	27.44	137.2	26.70	133.6	26.14	130.4	25.30	126.4	24.40	119.4	21.98
		365.0	142.5	27.82	139.4	27.10	135.1	26.52	131.8	25.43	127.6	24.33	120.6	22.09
		427.5	143.2	27.71	138.9	27.10	135.6	26.62	132.4	25.53	128.2	24.44	121.2	22.83
		480.0	144.0	27.59	138.4	27.10	136.2	26.73	133.1	25.64	128.9	24.56	121.9	23.63
	15	146.0	139.6	24.26	136.8	23.53	132.8	23.17	129.6	22.83	125.6	21.91	118.7	19.86
		192.0	140.5	24.31	137.7	23.59	133.6	23.21	130.3	22.74	126.3	21.74	119.4	19.77
		365.0	143.6	24.51	141.0	23.79	136.6	23.38	133.2	22.40	128.8	21.10	122.0	19.43
		427.5	144.4	24.13	140.8	23.58	137.7	23.38	134.4	22.40	130.0	21.10	123.1	20.76
		480.0	145.2	23.73	140.6	23.35	138.9	23.38	135.6	22.40	131.2	21.10	124.3	22.19
	20	146.0	143.5	21.81	140.8	20.88	136.6	20.33	132.8	20.04	128.4	19.79	121.6	18.78
		192.0	144.4	21.81	141.7	20.96	137.4	20.42	133.7	20.12	129.3	19.77	122.3	18.71
		365.0	148.0	21.81	145.0	21.27	140.3	20.76	137.0	20.42	132.5	19.70	125.2	18.44
		427.5	148.8	21.61	144.8	21.10	141.4	20.76	137.7	20.42	133.2	19.77	126.0	19.12
		480.0	149.6	21.40	144.6	20.91	142.6	20.76	138.5	20.42	134.0	19.85	126.8	19.85
	25	146.0	150.5	20.63	146.1	19.67	141.4	19.29	138.4	18.87	134.7	18.52	127.3	17.23
		192.0	150.6	20.56	146.1	19.64	141.4	19.26	138.4	18.78	134.7	18.45	127.3	17.14
		365.0	150.9	20.25	146.1	19.50	141.4	19.12	138.4	18.44	134.7	18.14	127.3	16.80
		427.5	151.3	19.50	146.1	18.98	141.4	18.78	138.4	18.44	134.7	17.80	127.3	16.80
		480.0	151.7	18.69	146.1	18.42	141.4	18.42	138.4	18.44	134.7	17.44	127.3	16.80
	30	146.0	151.3	19.73	146.1	18.75	141.4	18.22	138.4	17.53	134.7	17.32	127.3	15.90
		192.0	151.3	19.56	146.1	18.64	141.4	18.13	138.4	17.45	134.7	17.14	127.3	15.81
		365.0	151.3	18.91	146.1	18.20	141.4	17.80	138.4	17.14	134.7	16.46	127.3	15.48
		427.5	151.3	18.30	146.1	17.80	141.4	17.45	138.4	17.14	134.7	16.46	127.3	15.17
		480.0	151.3	17.64	146.1	17.37	141.4	17.07	138.4	17.14	134.7	16.46	127.3	14.84
	35	146.0	151.3	18.84	146.1	17.82	141.4	17.32	138.4	16.62	134.7	15.98	127.3	14.56
		192.0	151.3	18.57	146.1	17.66	141.4	17.14	138.4	16.46	134.7	15.82	127.3	14.49
		365.0	151.3	17.52	146.1	17.01	141.4	16.46	138.4	15.82	134.7	15.17	127.3	14.18
		427.5	151.3	17.32	146.1	16.87	141.4	16.46	138.4	15.82	134.7	15.17	127.3	13.84
		480.0	151.3	17.11	146.1	16.72	141.4	16.46	138.4	15.82	134.7	15.17	127.3	13.48
	40	146.0	151.3	18.28	146.1	17.00	141.4	16.33	138.4	15.64	134.7	14.99	127.3	13.58
		192.0	151.3	17.92	146.1	16.80	141.4	16.15	138.4	15.48	134.7	14.83	127.3	13.50
		365.0	151.3	16.53	146.1	16.02	141.4	15.48	138.4	14.83	134.7	14.18	127.3	13.19
427.5		151.3	16.33	146.1	15.82	141.4	15.48	138.4	14.83	134.7	14.18	127.3	12.85	
480.0		151.3	16.12	146.1	15.61	141.4	15.48	138.4	14.83	134.7	14.18	127.3	12.49	
45	146.0	151.3	17.72	146.1	16.19	141.4	15.34	138.4	14.65	134.7	14.01	127.3	12.59	
	192.0	151.3	17.27	146.1	15.95	141.4	15.16	138.4	14.49	134.7	13.84	127.3	12.51	
	365.0	151.3	15.55	146.1	15.03	141.4	14.49	138.4	13.84	134.7	13.19	127.3	12.20	
	427.5	151.3	15.34	146.1	14.76	141.4	14.49	138.4	13.84	134.7	13.19	127.3	11.86	

7. Capacity Tables

Combi. (%)	Inlet Water Temp. (°C)	Water Flow Rate (LPM)	Indoor Air Temp. (°C, DB)											
			16.0		18.0		20.0		21.0		22.0		24.0	
			TC	PI	TC	PI	TC	PI	TC	PI	TC	PI	TC	PI
120	45	480.0	151.3	15.11	146.1	14.47	141.4	14.49	138.4	13.84	134.7	13.19	127.3	11.50
110	-5	146.0	50.90	20.97	50.60	19.50	50.30	18.14	49.80	17.38	49.80	16.87	48.80	15.10
		192.0	52.80	21.34	52.50	19.89	52.20	18.54	51.60	17.77	51.60	17.25	50.50	15.45
		365.0	59.60	22.77	59.30	21.38	58.90	20.11	58.30	19.25	58.30	18.71	57.20	16.77
		427.5	65.80	24.24	65.40	22.83	65.00	21.68	64.40	20.79	64.40	20.18	63.10	18.07
		480.0	72.20	25.83	71.80	24.40	71.40	23.38	70.80	22.45	70.80	21.77	69.30	19.48
	0	146.0	91.00	28.70	89.00	27.48	87.20	26.58	85.50	25.46	84.70	24.74	81.50	22.12
		192.0	91.50	28.77	89.50	27.55	87.70	26.66	86.00	25.54	85.20	24.81	82.00	22.19
		365.0	93.70	29.04	91.60	27.82	89.70	26.96	88.00	25.84	87.20	25.09	83.80	22.47
		427.5	95.00	29.04	93.10	27.82	91.00	26.96	89.30	25.84	88.50	25.09	85.10	22.47
		480.0	96.40	29.04	94.70	27.82	92.40	26.96	90.70	25.84	89.90	25.09	86.50	22.47
	5	146.0	132.8	30.85	129.6	29.68	126.6	28.93	123.7	27.70	118.9	26.93	113.1	24.12
		192.0	133.3	30.99	129.9	29.83	126.6	29.08	123.7	27.85	118.9	27.07	113.1	24.25
		365.0	134.9	31.53	130.9	30.38	126.7	29.66	123.7	28.43	118.9	27.61	113.1	24.71
		427.5	135.7	31.74	131.1	30.58	126.7	29.86	123.7	28.63	118.9	27.82	113.1	24.89
		480.0	136.5	31.97	131.4	30.80	126.7	30.08	123.7	28.85	118.9	28.05	113.1	25.08
	10	146.0	133.2	27.66	130.0	26.71	126.4	26.14	123.5	25.26	118.7	24.42	113.0	21.96
		192.0	133.7	27.71	130.4	26.79	126.6	26.22	123.7	25.30	118.9	24.40	113.2	21.98
		365.0	135.7	27.91	131.6	27.10	127.3	26.52	124.5	25.43	119.7	24.33	113.7	22.09
		427.5	136.5	27.91	132.2	27.10	127.9	26.45	124.7	25.36	119.9	24.44	114.0	22.33
		480.0	137.3	27.91	132.9	27.10	128.6	26.37	125.0	25.28	120.2	24.56	114.4	22.59
	15	146.0	133.6	24.47	130.1	23.79	126.3	23.38	123.3	22.83	118.5	21.91	112.9	19.86
		192.0	134.2	24.43	130.6	23.79	126.7	23.38	123.7	22.74	119.0	21.74	113.2	19.77
		365.0	136.4	24.30	132.5	23.79	128.2	23.38	125.2	22.40	120.5	21.10	114.2	19.43
		427.5	137.2	24.13	133.2	23.58	128.8	23.08	125.6	22.09	120.8	21.10	114.9	19.77
		480.0	138.0	23.96	134.0	23.35	129.5	22.76	126.0	21.76	121.2	21.10	115.7	20.14
	20	146.0	136.1	21.13	132.4	20.63	128.1	20.11	124.7	19.77	120.1	19.21	113.8	17.96
		192.0	136.8	21.17	132.9	20.63	128.5	20.11	125.2	19.77	120.5	19.12	114.3	17.93
		365.0	139.7	21.34	134.7	20.63	130.0	20.11	127.1	19.77	122.0	18.78	116.1	17.80
		427.5	140.6	21.34	135.7	20.63	130.7	20.11	127.3	19.43	122.6	18.78	116.3	17.80
		480.0	141.6	21.34	136.8	20.63	131.5	20.11	127.6	19.07	123.3	18.78	116.6	17.80
	25	146.0	140.4	19.23	136.2	18.52	130.7	18.22	127.9	17.53	123.3	16.89	116.8	15.48
		192.0	140.7	19.19	136.2	18.45	130.7	18.13	127.9	17.45	123.3	16.80	116.8	15.48
		365.0	141.7	19.05	136.2	18.14	130.7	17.80	127.9	17.14	123.3	16.46	116.8	15.48
		427.5	142.5	19.05	136.2	18.20	130.7	17.45	127.9	17.14	123.3	16.16	116.8	15.17
		480.0	143.3	19.05	136.2	18.27	130.7	17.07	127.9	17.14	123.3	15.84	116.8	14.84
	30	146.0	142.5	17.53	136.2	16.89	130.7	16.24	127.9	15.90	123.3	14.92	116.8	13.92
		192.0	142.5	17.45	136.2	16.80	130.7	16.15	127.9	15.81	123.3	14.83	116.8	13.83
		365.0	142.5	17.14	136.2	16.46	130.7	15.82	127.9	15.48	123.3	14.49	116.8	13.49
		427.5	142.5	17.01	136.2	16.16	130.7	15.48	127.9	15.17	123.3	14.49	116.8	13.49
		480.0	142.5	16.88	136.2	15.84	130.7	15.12	127.9	14.84	123.3	14.49	116.8	13.49
	35	146.0	142.5	16.62	136.2	15.55	130.7	14.92	127.9	14.26	123.3	13.58	116.8	12.59
		192.0	142.5	16.46	136.2	15.48	130.7	14.83	127.9	14.17	123.3	13.50	116.8	12.51
		365.0	142.5	15.82	136.2	15.17	130.7	14.49	127.9	13.84	123.3	13.19	116.8	12.20
		427.5	142.5	15.41	136.2	14.83	130.7	14.18	127.9	13.84	123.3	13.19	116.8	12.20
		480.0	142.5	14.97	136.2	14.47	130.7	13.85	127.9	13.84	123.3	13.19	116.8	12.20
	40	146.0	142.5	15.64	136.2	14.99	130.7	14.01	127.9	13.28	123.3	12.59	116.8	11.60
		192.0	142.5	15.48	136.2	14.83	130.7	13.84	127.9	13.19	123.3	12.51	116.8	11.53
		365.0	142.5	14.83	136.2	14.18	130.7	13.19	127.9	12.85	123.3	12.20	116.8	11.22
427.5		142.5	14.62	136.2	13.84	130.7	13.19	127.9	12.51	123.3	11.86	116.8	10.88	
480.0		142.5	14.39	136.2	13.48	130.7	13.19	127.9	12.15	123.3	11.50	116.8	10.52	
45	146.0	142.5	14.65	136.2	14.43	130.7	13.10	127.9	12.29	123.3	11.60	116.8	10.61	
	192.0	142.5	14.49	136.2	14.17	130.7	12.85	127.9	12.20	123.3	11.53	116.8	10.54	
	365.0	142.5	13.84	136.2	13.19	130.7	11.86	127.9	11.86	123.3	11.22	116.8	10.23	
	427.5	142.5	13.84	136.2	12.85	130.7	12.20	127.9	11.22	123.3	10.54	116.8	9.54	

7. Capacity Tables

Combi. (%)	Inlet Water Temp. (°C)	Water Flow Rate (LPM)	Indoor Air Temp. (°C, DB)											
			16.0		18.0		20.0		21.0		22.0		24.0	
			TC	PI	TC	PI	TC	PI	TC	PI	TC	PI	TC	PI
110	45	480.0	142.5	13.84	136.2	12.49	130.7	12.57	127.9	10.53	123.3	9.81	116.8	8.80
100	-5	146.0	48.10	20.97	47.70	19.77	47.50	18.14	47.10	17.38	46.70	16.60	45.80	15.10
		192.0	49.80	21.34	49.40	20.16	49.20	18.54	48.80	17.77	48.40	16.98	47.50	15.45
		365.0	56.40	22.77	56.00	21.65	55.70	20.11	55.10	19.25	54.70	18.44	53.80	16.77
		427.5	62.30	24.24	61.80	23.15	61.40	21.68	61.00	20.79	60.40	19.88	59.30	18.07
		480.0	68.50	25.83	67.80	24.77	67.40	23.38	67.20	22.45	66.40	21.43	65.10	19.48
	0	146.0	86.00	28.70	84.10	27.84	82.40	26.58	80.90	25.46	79.40	24.37	76.70	22.12
		192.0	86.50	28.77	84.60	27.91	82.90	26.66	81.40	25.54	79.90	24.44	77.20	22.19
		365.0	88.50	29.04	86.60	28.19	84.70	26.96	83.30	25.84	81.90	24.71	79.00	22.47
		427.5	89.90	29.04	88.00	28.19	86.10	26.96	84.50	25.84	83.00	24.71	80.20	22.47
		480.0	91.40	29.04	89.50	28.19	87.60	26.96	85.90	25.84	84.20	24.71	81.40	22.47
	5	146.0	126.9	30.85	122.7	30.09	119.5	28.93	117.2	27.70	111.5	26.52	106.4	24.12
		192.0	127.4	30.99	123.0	30.23	119.5	29.08	117.2	27.85	111.5	26.66	106.4	24.25
		365.0	129.2	31.53	123.9	30.78	119.7	29.66	117.2	28.43	111.5	27.20	106.4	24.71
		427.5	130.0	31.74	124.1	30.99	119.7	29.86	117.2	28.63	111.5	27.37	106.4	24.89
		480.0	130.8	31.97	124.4	31.22	119.7	30.08	117.2	28.85	111.5	27.56	106.4	25.08
	10	146.0	127.7	27.59	123.1	26.98	119.7	26.14	117.2	25.26	111.5	24.01	106.4	21.96
		192.0	128.0	27.72	123.3	27.07	119.7	26.22	117.2	25.30	111.5	24.03	106.4	21.98
		365.0	129.2	28.22	123.9	27.41	119.7	26.52	117.2	25.43	111.5	24.13	106.4	22.09
		427.5	130.1	28.12	124.5	27.41	119.7	26.45	117.2	25.36	111.5	24.06	106.4	21.99
		480.0	131.1	28.02	125.2	27.41	119.7	26.37	117.2	25.28	111.5	23.98	106.4	21.88
	15	146.0	128.3	24.32	123.7	23.91	119.7	23.38	117.2	22.83	111.5	21.49	106.4	19.86
		192.0	128.5	24.45	123.8	23.93	119.7	23.38	117.2	22.74	111.5	21.41	106.4	19.77
		365.0	129.2	24.92	124.1	23.99	119.7	23.38	117.2	22.40	111.5	21.10	106.4	19.43
		427.5	130.3	24.51	124.7	23.79	119.7	23.08	117.2	22.09	111.5	20.76	106.4	19.12
		480.0	131.5	24.07	125.4	23.58	119.7	22.76	117.2	21.76	111.5	20.40	106.4	18.79
	20	146.0	129.0	20.80	124.3	20.27	119.7	19.77	117.2	19.50	111.5	18.22	106.4	17.32
		192.0	129.5	20.89	124.4	20.29	119.7	19.77	117.2	19.43	111.5	18.13	106.4	17.14
		365.0	131.4	21.27	124.7	20.35	119.7	19.77	117.2	19.12	111.5	17.80	106.4	16.46
		427.5	132.2	20.90	125.8	20.18	119.7	19.43	117.2	18.78	111.5	17.45	106.4	16.16
		480.0	133.0	20.50	127.0	20.01	119.7	19.07	117.2	18.42	111.5	17.07	106.4	15.84
	25	146.0	130.6	18.18	126.3	17.62	119.7	16.89	117.2	16.24	111.5	15.26	106.4	13.84
		192.0	131.1	18.20	126.3	17.53	119.7	16.80	117.2	16.15	111.5	15.17	106.4	13.84
		365.0	133.0	18.27	126.3	17.14	119.7	16.46	117.2	15.82	111.5	14.83	106.4	13.84
		427.5	133.6	17.86	126.3	17.01	119.7	16.16	117.2	15.48	111.5	14.83	106.4	13.49
		480.0	134.3	17.42	126.3	16.88	119.7	15.84	117.2	15.12	111.5	14.83	106.4	13.11
	30	146.0	133.6	16.55	126.3	15.26	119.7	14.21	117.2	13.92	111.5	12.85	106.4	12.29
		192.0	133.6	16.47	126.3	15.17	119.7	14.18	117.2	13.83	111.5	12.85	106.4	12.20
		365.0	133.6	16.16	126.3	14.83	119.7	14.04	117.2	13.49	111.5	12.85	106.4	11.86
		427.5	133.6	15.82	126.3	14.83	119.7	13.84	117.2	13.49	111.5	12.51	106.4	11.86
		480.0	133.6	15.46	126.3	14.83	119.7	13.63	117.2	13.49	111.5	12.15	106.4	11.86
	35	146.0	133.6	15.34	126.3	14.01	119.7	12.54	117.2	12.29	111.5	11.60	106.4	10.61
		192.0	133.6	15.16	126.3	13.84	119.7	12.51	117.2	12.20	111.5	11.53	106.4	10.54
		365.0	133.6	14.49	126.3	13.19	119.7	12.38	117.2	11.86	111.5	11.22	106.4	10.23
		427.5	133.6	14.49	126.3	13.19	119.7	12.20	117.2	11.86	111.5	11.22	106.4	10.23
		480.0	133.6	14.49	126.3	13.19	119.7	12.01	117.2	11.86	111.5	11.22	106.4	10.23
	40	146.0	133.6	14.35	126.3	13.01	119.7	11.25	117.2	10.96	111.5	10.31	106.4	9.62
		192.0	133.6	14.17	126.3	12.85	119.7	11.21	117.2	10.87	111.5	10.22	106.4	9.54
		365.0	133.6	13.49	126.3	12.20	119.7	11.08	117.2	10.54	111.5	9.89	106.4	9.23
427.5		133.6	13.19	126.3	12.20	119.7	10.88	117.2	10.54	111.5	9.89	106.4	9.23	
480.0		133.6	12.87	126.3	12.20	119.7	10.67	117.2	10.54	111.5	9.89	106.4	9.23	
45	146.0	133.6	13.36	126.3	12.02	119.7	9.92	117.2	9.62	111.5	8.98	106.4	8.64	
	192.0	133.6	13.18	126.3	11.86	119.7	9.89	117.2	9.54	111.5	8.89	106.4	8.56	
	365.0	133.6	12.51	126.3	11.22	119.7	9.75	117.2	9.23	111.5	8.55	106.4	8.25	
	427.5	133.6	11.86	126.3	11.22	119.7	9.54	117.2	9.23	111.5	8.55	106.4	8.25	

7. Capacity Tables

Combi. (%)	Inlet Water Temp. (°C)	Water Flow Rate (LPM)	Indoor Air Temp. (°C, DB)											
			16.0		18.0		20.0		21.0		22.0		24.0	
			TC	PI	TC	PI	TC	PI	TC	PI	TC	PI	TC	PI
100	45	480.0	133.6	11.16	126.3	11.22	119.7	9.31	117.2	9.23	111.5	8.55	106.4	8.25
90	-5	146.0	45.40	19.47	44.10	17.73	42.70	15.57	42.40	14.85	42.00	14.31	41.40	12.84
		192.0	47.10	19.82	45.70	18.08	44.20	15.92	43.90	15.18	43.60	14.64	42.90	13.13
		365.0	53.20	21.13	51.50	19.39	50.00	17.28	49.60	16.46	49.40	15.89	48.30	14.24
		427.5	58.70	22.47	56.90	20.76	55.30	18.64	54.80	17.76	54.50	17.11	53.40	15.37
		480.0	64.50	23.92	62.50	22.23	60.90	20.11	60.30	19.17	59.90	18.43	58.80	16.59
	0	146.0	81.30	26.52	77.50	24.88	73.90	22.85	72.80	21.79	71.60	20.97	69.00	18.84
		192.0	81.80	26.59	78.00	24.95	74.40	22.91	73.30	21.85	72.10	21.03	69.50	18.89
		365.0	83.60	26.86	79.80	25.23	76.20	23.15	74.90	22.09	73.70	21.27	71.10	19.09
		427.5	84.90	26.86	80.90	25.23	77.40	23.15	76.00	22.09	74.90	21.27	72.20	19.09
		480.0	86.30	26.86	82.10	25.23	78.60	23.15	77.20	22.09	76.10	21.27	73.40	19.09
	5	146.0	114.8	28.47	111.1	26.87	107.6	24.87	105.3	23.71	100.7	22.82	95.90	20.49
		192.0	115.0	28.60	111.0	27.00	107.6	25.00	105.3	23.84	100.7	22.95	95.90	20.60
		365.0	115.3	29.11	110.7	27.50	107.6	25.46	105.3	24.30	100.7	23.42	95.90	21.00
		427.5	116.1	29.28	111.0	27.68	107.6	25.67	105.3	24.47	100.7	23.58	95.90	21.17
		480.0	116.9	29.47	111.3	27.87	107.6	25.90	105.3	24.66	100.7	23.76	95.90	21.35
	10	146.0	115.4	25.14	111.5	23.90	107.6	22.51	105.3	21.58	100.7	20.70	95.90	18.66
		192.0	115.3	25.16	111.3	23.93	107.6	22.53	105.3	21.61	100.7	20.68	95.90	18.68
		365.0	115.1	25.23	110.8	24.03	107.6	22.63	105.3	21.72	100.7	20.63	95.90	18.75
		427.5	115.9	25.16	111.1	23.96	107.6	22.56	105.3	21.65	100.7	20.69	95.90	18.82
		480.0	116.7	25.08	111.5	23.88	107.6	22.48	105.3	21.57	100.7	20.76	95.90	18.90
	15	146.0	116.0	21.77	111.9	20.98	107.6	20.20	105.3	19.50	100.7	18.61	95.90	16.89
		192.0	115.8	21.68	111.7	20.89	107.6	20.11	105.3	19.43	100.7	18.45	95.90	16.80
		365.0	115.0	21.34	110.9	20.56	107.6	19.77	105.3	19.12	100.7	17.80	95.90	16.46
		427.5	115.8	21.03	111.2	20.25	107.6	19.43	105.3	18.78	100.7	17.80	95.90	16.46
		480.0	116.6	20.69	111.5	19.92	107.6	19.07	105.3	18.42	100.7	17.80	95.90	16.46
	20	146.0	116.7	18.37	112.3	17.84	107.6	17.23	105.3	16.55	100.7	15.98	95.90	14.99
		192.0	116.6	18.37	112.1	17.79	107.6	17.14	105.3	16.47	100.7	15.82	95.90	14.83
		365.0	116.1	18.37	111.2	17.59	107.6	16.80	105.3	16.16	100.7	15.17	95.90	14.18
		427.5	116.5	18.07	111.5	17.45	107.6	16.80	105.3	16.16	100.7	15.17	95.90	14.18
		480.0	116.9	17.75	111.9	17.30	107.6	16.80	105.3	16.16	100.7	15.17	95.90	14.18
	25	146.0	118.6	16.05	113.8	15.21	107.6	14.56	105.3	13.84	100.7	13.28	95.90	12.29
		192.0	118.9	16.02	113.8	15.17	107.6	14.49	105.3	13.84	100.7	13.19	95.90	12.20
		365.0	120.1	15.89	113.8	15.03	107.6	14.18	105.3	13.84	100.7	12.85	95.90	11.86
		427.5	120.5	15.48	113.8	14.69	107.6	14.18	105.3	13.49	100.7	12.85	95.90	11.86
		480.0	120.9	15.04	113.8	14.33	107.6	14.18	105.3	13.11	100.7	12.85	95.90	11.86
	30	146.0	120.5	14.56	113.8	13.58	107.6	12.59	105.3	12.29	100.7	11.60	95.90	10.54
		192.0	120.5	14.49	113.8	13.50	107.6	12.51	105.3	12.20	100.7	11.53	95.90	10.54
		365.0	120.5	14.18	113.8	13.19	107.6	12.20	105.3	11.86	100.7	11.22	95.90	10.54
		427.5	120.5	13.84	113.8	12.85	107.6	12.20	105.3	11.86	100.7	11.22	95.90	10.23
		480.0	120.5	13.48	113.8	12.49	107.6	12.20	105.3	11.86	100.7	11.22	95.90	9.90
	35	146.0	120.5	13.28	113.8	12.29	107.6	11.30	105.3	10.96	100.7	10.31	95.90	9.62
		192.0	120.5	13.19	113.8	12.20	107.6	11.21	105.3	10.87	100.7	10.22	95.90	9.54
		365.0	120.5	12.85	113.8	11.86	107.6	10.88	105.3	10.54	100.7	9.89	95.90	9.23
		427.5	120.5	12.51	113.8	11.52	107.6	10.54	105.3	10.23	100.7	9.89	95.90	9.23
		480.0	120.5	12.15	113.8	11.16	107.6	10.18	105.3	9.90	100.7	9.89	95.90	9.23
	40	146.0	120.5	12.38	113.8	11.30	107.6	9.97	105.3	9.62	100.7	9.32	95.90	8.64
		192.0	120.5	12.20	113.8	11.21	107.6	9.88	105.3	9.54	100.7	9.23	95.90	8.56
		365.0	120.5	11.52	113.8	10.88	107.6	9.54	105.3	9.23	100.7	8.89	95.90	8.25
427.5		120.5	11.52	113.8	10.88	107.6	9.54	105.3	9.23	100.7	8.89	95.90	8.25	
480.0		120.5	11.52	113.8	10.88	107.6	9.54	105.3	9.23	100.7	8.89	95.90	8.25	
45	146.0	120.5	11.47	113.8	10.31	107.6	8.64	105.3	8.34	100.7	8.34	95.90	7.64	
	192.0	120.5	11.22	113.8	10.22	107.6	8.56	105.3	8.25	100.7	8.25	95.90	7.57	
	365.0	120.5	10.23	113.8	9.89	107.6	8.25	105.3	7.91	100.7	7.91	95.90	7.26	
	427.5	120.5	10.54	113.8	10.23	107.6	8.55	105.3	8.25	100.7	7.91	95.90	7.26	

7. Capacity Tables

Combi. (%)	Inlet Water Temp. (°C)	Water Flow Rate (LPM)	Indoor Air Temp. (°C, DB)											
			16.0		18.0		20.0		21.0		22.0		24.0	
			TC	PI	TC	PI	TC	PI	TC	PI	TC	PI	TC	PI
90	45	480.0	120.5	10.88	113.8	10.60	107.6	8.88	105.3	8.62	100.7	7.91	95.90	7.26
80	-5	146.0	43.00	13.87	40.30	13.34	38.20	12.78	37.60	12.35	37.40	11.77	36.70	10.84
		192.0	44.50	14.19	41.70	13.65	39.60	13.06	39.00	12.62	38.80	12.04	38.10	11.08
		365.0	50.20	15.41	47.10	14.79	44.50	14.15	44.10	13.67	43.90	13.06	43.00	12.00
		427.5	55.50	16.60	52.00	15.96	49.20	15.28	48.60	14.76	48.40	14.08	47.50	12.95
		480.0	61.10	17.89	57.20	17.22	54.20	16.50	53.30	15.94	53.10	15.19	52.20	13.98
	0	146.0	76.70	20.36	70.70	19.54	65.90	18.73	64.60	18.09	63.70	17.23	61.30	15.87
		192.0	77.20	20.42	71.20	19.60	66.30	18.78	65.00	18.14	64.10	17.28	61.70	15.92
		365.0	79.00	20.66	72.80	19.84	67.80	18.98	66.50	18.34	65.70	17.48	63.10	16.09
		427.5	80.20	20.66	73.90	19.84	68.90	18.98	67.60	18.34	66.70	17.48	64.20	16.09
		480.0	81.40	20.66	75.10	19.84	70.10	18.98	68.80	18.34	67.80	17.48	65.40	16.09
	5	146.0	106.1	22.13	100.1	21.31	95.70	20.34	93.70	19.66	89.70	18.75	85.10	17.25
		192.0	106.3	22.26	100.3	21.42	95.70	20.45	93.70	19.77	89.70	18.85	85.10	17.35
		365.0	107.2	22.74	101.1	21.81	95.90	20.90	93.70	20.18	89.70	19.23	85.10	17.73
		427.5	107.2	22.87	101.0	21.99	95.90	21.03	93.70	20.31	89.70	19.36	85.10	17.82
		480.0	107.2	23.01	100.9	22.18	95.90	21.17	93.70	20.45	89.70	19.50	85.10	17.92
	10	146.0	106.6	20.38	100.5	19.45	95.70	18.46	93.70	17.96	89.70	17.00	85.10	15.74
		192.0	106.8	20.35	100.7	19.42	95.70	18.48	93.70	17.97	89.70	17.02	85.10	15.75
		365.0	107.2	20.25	101.1	19.32	95.90	18.51	93.70	18.00	89.70	17.05	85.10	15.78
		427.5	107.2	20.18	101.0	19.39	95.90	18.57	93.70	17.89	89.70	16.94	85.10	15.68
		480.0	107.2	20.10	100.9	19.47	95.90	18.64	93.70	17.77	89.70	16.82	85.10	15.57
	15	146.0	107.2	18.61	101.0	17.62	95.90	16.55	93.70	16.24	89.70	15.26	85.10	14.26
		192.0	107.2	18.45	101.0	17.45	95.90	16.47	93.70	16.15	89.70	15.17	85.10	14.17
		365.0	107.2	17.80	101.0	16.80	95.90	16.16	93.70	15.82	89.70	14.83	85.10	13.84
		427.5	107.2	17.45	101.0	16.80	95.90	16.16	93.70	15.48	89.70	14.49	85.10	13.49
		480.0	107.2	17.07	101.0	16.80	95.90	16.16	93.70	15.12	89.70	14.13	85.10	13.11
	20	146.0	107.2	15.55	101.0	14.92	95.90	14.18	93.70	13.92	89.70	13.28	85.10	12.29
		192.0	107.2	15.48	101.0	14.83	95.90	14.18	93.70	13.83	89.70	13.19	85.10	12.20
		365.0	107.2	15.17	101.0	14.49	95.90	14.18	93.70	13.49	89.70	12.85	85.10	11.86
		427.5	107.2	14.83	101.0	14.18	95.90	13.84	93.70	13.49	89.70	12.51	85.10	11.86
		480.0	107.2	14.47	101.0	13.85	95.90	13.48	93.70	13.49	89.70	12.15	85.10	11.86
	25	146.0	107.2	13.92	101.0	12.94	95.90	12.20	93.70	11.95	89.70	11.30	85.10	10.61
		192.0	107.2	13.83	101.0	12.85	95.90	12.20	93.70	11.86	89.70	11.21	85.10	10.54
		365.0	107.2	13.49	101.0	12.51	95.90	12.20	93.70	11.52	89.70	10.88	85.10	10.23
		427.5	107.2	13.19	101.0	12.51	95.90	11.86	93.70	11.52	89.70	10.88	85.10	10.23
		480.0	107.2	12.87	101.0	12.51	95.90	11.50	93.70	11.52	89.70	10.88	85.10	10.23
	30	146.0	107.2	12.29	101.0	11.60	95.90	10.96	93.70	10.61	89.70	9.97	85.10	9.32
		192.0	107.2	12.20	101.0	11.53	95.90	10.87	93.70	10.54	89.70	9.88	85.10	9.23
		365.0	107.2	11.86	101.0	11.22	95.90	10.54	93.70	10.23	89.70	9.54	85.10	8.89
		427.5	107.2	11.86	101.0	11.22	95.90	10.54	93.70	10.23	89.70	9.54	85.10	8.89
		480.0	107.2	11.86	101.0	11.22	95.90	10.54	93.70	10.23	89.70	9.54	85.10	8.89
	35	146.0	107.2	11.30	101.0	10.61	95.90	9.62	93.70	9.23	89.70	8.98	85.10	8.25
		192.0	107.2	11.21	101.0	10.54	95.90	9.54	93.70	9.23	89.70	8.89	85.10	8.25
		365.0	107.2	10.88	101.0	10.23	95.90	9.23	93.70	9.23	89.70	8.55	85.10	8.25
		427.5	107.2	10.88	101.0	9.89	95.90	9.23	93.70	8.89	89.70	8.55	85.10	7.91
		480.0	107.2	10.88	101.0	9.53	95.90	9.23	93.70	8.53	89.70	8.55	85.10	7.55
	40	146.0	107.2	10.70	101.0	9.62	95.90	8.55	93.70	8.64	89.70	7.91	85.10	7.64
		192.0	107.2	10.54	101.0	9.54	95.90	8.55	93.70	8.56	89.70	7.91	85.10	7.57
		365.0	107.2	9.89	101.0	9.23	95.90	8.55	93.70	8.25	89.70	7.91	85.10	7.26
427.5		107.2	9.89	101.0	9.23	95.90	8.25	93.70	8.25	89.70	7.91	85.10	7.26	
480.0		107.2	9.89	101.0	9.23	95.90	7.93	93.70	8.25	89.70	7.91	85.10	7.26	
45	146.0	107.2	10.13	101.0	8.64	95.90	7.48	93.70	8.07	89.70	6.83	85.10	7.08	
	192.0	107.2	9.88	101.0	8.56	95.90	7.57	93.70	7.91	89.70	6.92	85.10	6.92	
	365.0	107.2	8.89	101.0	8.25	95.90	7.91	93.70	7.26	89.70	7.26	85.10	6.28	
	427.5	107.2	8.89	101.0	8.55	95.90	7.26	93.70	7.57	89.70	7.26	85.10	6.58	

7. Capacity Tables

Combi. (%)	Inlet Water Temp. (°C)	Water Flow Rate (LPM)	Indoor Air Temp. (°C, DB)											
			16.0		18.0		20.0		21.0		22.0		24.0	
			TC	PI	TC	PI	TC	PI	TC	PI	TC	PI	TC	PI
80	45	480.0	107.2	8.89	101.0	8.88	95.90	6.56	93.70	7.91	89.70	7.26	85.10	6.91
70	-5	146.0	37.40	11.91	35.20	11.34	33.30	10.97	32.90	10.34	32.70	9.98	32.20	9.07
		192.0	38.80	12.18	36.40	11.60	34.50	11.22	34.10	10.57	33.90	10.20	33.30	9.27
		365.0	43.90	13.19	41.20	12.58	38.90	12.17	38.50	11.45	38.30	11.04	37.60	10.06
		427.5	48.60	14.24	45.60	13.56	43.00	13.12	42.60	12.34	42.30	11.93	41.60	10.84
		480.0	53.60	15.38	50.20	14.63	47.30	14.15	46.90	13.30	46.50	12.89	45.80	11.69
	0	146.0	67.10	17.43	62.00	16.62	57.60	16.07	56.60	15.12	55.70	14.62	53.70	13.29
		192.0	67.50	17.49	62.40	16.67	58.00	16.13	57.00	15.17	56.10	14.66	54.00	13.33
		365.0	69.00	17.69	63.80	16.84	59.30	16.33	58.30	15.34	57.40	14.83	55.30	13.47
		427.5	70.10	17.69	64.80	16.84	60.10	16.33	59.10	15.34	58.30	14.83	56.10	13.47
		480.0	71.30	17.69	65.90	16.84	60.90	16.33	59.90	15.34	59.30	14.83	56.90	13.47
	5	146.0	92.70	19.00	87.80	18.07	83.60	17.50	81.90	16.49	78.10	15.90	74.50	14.44
		192.0	92.90	19.09	88.00	18.16	83.60	17.59	81.90	16.57	78.10	15.99	74.50	14.52
		365.0	93.70	19.46	88.60	18.54	83.80	17.96	81.90	16.87	78.10	16.33	74.50	14.83
		427.5	93.70	19.59	88.50	18.68	83.80	18.10	81.90	17.01	78.10	16.43	74.50	14.93
		480.0	93.70	19.73	88.40	18.83	83.80	18.25	81.90	17.16	78.10	16.54	74.50	15.04
	10	146.0	93.10	17.48	88.10	16.53	83.80	15.92	81.90	15.03	78.10	14.42	74.50	13.19
		192.0	93.30	17.45	88.20	16.49	83.80	15.88	81.90	15.03	78.10	14.42	74.50	13.19
		365.0	93.70	17.32	88.50	16.36	83.80	15.75	81.90	15.03	78.10	14.42	74.50	13.19
		427.5	93.70	17.39	88.50	16.43	83.80	15.82	81.90	15.10	78.10	14.31	74.50	13.22
		480.0	93.70	17.47	88.50	16.51	83.80	15.90	81.90	15.18	78.10	14.19	74.50	13.26
	15	146.0	93.70	15.98	88.50	14.99	83.80	14.35	81.90	13.58	78.10	12.94	74.50	11.95
		192.0	93.70	15.82	88.50	14.83	83.80	14.17	81.90	13.50	78.10	12.85	74.50	11.86
		365.0	93.70	15.17	88.50	14.18	83.80	13.49	81.90	13.19	78.10	12.51	74.50	11.52
		427.5	93.70	15.17	88.50	14.18	83.80	13.49	81.90	13.19	78.10	12.20	74.50	11.52
		480.0	93.70	15.17	88.50	14.18	83.80	13.49	81.90	13.19	78.10	11.87	74.50	11.52
	20	146.0	93.70	13.28	88.50	12.59	83.80	12.29	81.90	11.95	78.10	11.30	74.50	10.61
		192.0	93.70	13.19	88.50	12.51	83.80	12.20	81.90	11.86	78.10	11.21	74.50	10.54
		365.0	93.70	12.85	88.50	12.20	83.80	11.86	81.90	11.52	78.10	10.88	74.50	10.23
		427.5	93.70	12.85	88.50	12.20	83.80	11.86	81.90	11.22	78.10	10.88	74.50	9.89
		480.0	93.70	12.85	88.50	12.20	83.80	11.86	81.90	10.90	78.10	10.88	74.50	9.53
	25	146.0	93.70	11.95	88.50	11.30	83.80	10.61	81.90	10.31	78.10	9.54	74.50	8.89
		192.0	93.70	11.86	88.50	11.21	83.80	10.54	81.90	10.22	78.10	9.54	74.50	8.89
		365.0	93.70	11.52	88.50	10.88	83.80	10.23	81.90	9.89	78.10	9.54	74.50	8.89
		427.5	93.70	11.22	88.50	10.54	83.80	10.23	81.90	9.89	78.10	9.23	74.50	8.89
		480.0	93.70	10.90	88.50	10.18	83.80	10.23	81.90	9.89	78.10	8.90	74.50	8.89
	30	146.0	93.70	10.61	88.50	9.97	83.80	9.32	81.90	8.89	78.10	8.64	74.50	7.91
		192.0	93.70	10.54	88.50	9.88	83.80	9.23	81.90	8.89	78.10	8.56	74.50	7.91
		365.0	93.70	10.23	88.50	9.54	83.80	8.89	81.90	8.89	78.10	8.25	74.50	7.91
		427.5	93.70	10.23	88.50	9.54	83.80	8.89	81.90	8.55	78.10	8.25	74.50	7.91
		480.0	93.70	10.23	88.50	9.54	83.80	8.89	81.90	8.19	78.10	8.25	74.50	7.91
	35	146.0	93.70	9.62	88.50	8.98	83.80	8.25	81.90	8.34	78.10	7.57	74.50	7.35
		192.0	93.70	9.54	88.50	8.89	83.80	8.25	81.90	8.25	78.10	7.57	74.50	7.26
		365.0	93.70	9.23	88.50	8.55	83.80	8.25	81.90	7.91	78.10	7.57	74.50	6.92
		427.5	93.70	9.23	88.50	8.55	83.80	7.91	81.90	7.91	78.10	7.57	74.50	6.92
		480.0	93.70	9.23	88.50	8.55	83.80	7.55	81.90	7.91	78.10	7.57	74.50	6.92
	40	146.0	93.70	8.98	88.50	8.34	83.80	7.64	81.90	7.26	78.10	6.92	74.50	6.66
		192.0	93.70	8.89	88.50	8.25	83.80	7.57	81.90	7.26	78.10	6.92	74.50	6.59
		365.0	93.70	8.55	88.50	7.91	83.80	7.26	81.90	7.26	78.10	6.92	74.50	6.28
427.5		93.70	8.55	88.50	7.91	83.80	7.26	81.90	6.92	78.10	6.58	74.50	6.28	
480.0		93.70	8.55	88.50	7.91	83.80	7.26	81.90	6.56	78.10	6.22	74.50	6.28	
45	146.0	93.70	8.34	88.50	7.64	83.80	7.08	81.90	6.19	78.10	6.28	74.50	6.01	
	192.0	93.70	8.25	88.50	7.57	83.80	6.92	81.90	6.27	78.10	6.28	74.50	5.92	
	365.0	93.70	7.91	88.50	7.26	83.80	6.28	81.90	6.58	78.10	6.28	74.50	5.59	
	427.5	93.70	7.91	88.50	7.26	83.80	6.58	81.90	5.94	78.10	5.59	74.50	5.59	

7. Capacity Tables

Combi. (%)	Inlet Water Temp. (°C)	Water Flow Rate (LPM)	Indoor Air Temp. (°C, DB)											
			16.0		18.0		20.0		21.0		22.0		24.0	
			TC	PI	TC	PI	TC	PI	TC	PI	TC	PI	TC	PI
70	45	480.0	93.70	7.91	88.50	7.26	83.80	6.91	81.90	5.25	78.10	4.85	74.50	5.59
60	-5	146.0	32.10	9.67	30.20	9.30	28.50	8.94	28.20	8.30	28.10	8.17	27.50	7.30
		192.0	33.30	9.89	31.30	9.52	29.50	9.14	29.20	8.48	29.10	8.35	28.50	7.47
		365.0	37.80	10.74	35.30	10.33	33.40	9.92	33.10	9.20	32.90	9.07	32.30	8.11
		427.5	41.60	11.56	39.00	11.15	37.00	10.70	36.50	9.95	36.40	9.78	35.70	8.73
		480.0	45.60	12.45	42.90	12.04	40.80	11.55	40.10	10.76	40.20	10.55	39.30	9.41
	0	146.0	57.60	14.17	53.00	13.67	49.40	13.08	48.50	12.17	47.90	12.00	46.00	10.71
		192.0	58.00	14.21	53.30	13.71	49.70	13.12	48.80	12.21	48.20	12.04	46.30	10.74
		365.0	59.30	14.38	54.50	13.84	51.00	13.29	49.90	12.34	49.20	12.17	47.30	10.84
		427.5	60.10	14.38	55.50	13.84	51.80	13.29	50.70	12.34	50.00	12.17	48.10	10.84
		480.0	60.90	14.38	56.60	13.84	52.80	13.29	51.50	12.34	50.80	12.17	48.90	10.84
	5	146.0	79.60	15.44	75.00	14.85	72.00	14.24	70.10	13.26	67.10	13.06	63.90	11.63
		192.0	79.80	15.52	75.20	14.93	72.00	14.32	70.10	13.33	67.10	13.13	63.90	11.69
		365.0	80.40	15.82	75.80	15.24	72.00	14.62	70.10	13.60	67.10	13.40	63.90	11.93
		427.5	80.40	15.96	75.60	15.34	72.00	14.72	70.10	13.70	67.10	13.47	63.90	12.04
		480.0	80.40	16.11	75.40	15.45	72.00	14.83	70.10	13.81	67.10	13.55	63.90	12.16
	10	146.0	80.00	14.18	75.30	13.56	72.00	12.92	70.10	12.06	67.10	11.84	63.90	10.61
		192.0	80.10	14.18	75.50	13.56	72.00	12.92	70.10	12.10	67.10	11.83	63.90	10.64
		365.0	80.40	14.18	75.80	13.56	72.00	12.92	70.10	12.24	67.10	11.79	63.90	10.74
		427.5	80.40	14.21	75.60	13.43	72.00	12.78	70.10	12.10	67.10	11.69	63.90	10.63
		480.0	80.40	14.24	75.40	13.30	72.00	12.63	70.10	11.95	67.10	11.58	63.90	10.51
	15	146.0	80.40	12.94	75.60	12.29	72.00	11.60	70.10	10.88	67.10	10.61	63.90	9.54
		192.0	80.40	12.85	75.60	12.20	72.00	11.53	70.10	10.88	67.10	10.54	63.90	9.54
		365.0	80.40	12.51	75.60	11.86	72.00	11.22	70.10	10.88	67.10	10.23	63.90	9.54
		427.5	80.40	12.51	75.60	11.52	72.00	10.88	70.10	10.54	67.10	9.89	63.90	9.23
		480.0	80.40	12.51	75.60	11.16	72.00	10.52	70.10	10.18	67.10	9.53	63.90	8.90
	20	146.0	80.40	11.30	75.60	10.61	72.00	9.97	70.10	9.62	67.10	9.32	63.90	8.64
		192.0	80.40	11.21	75.60	10.54	72.00	9.88	70.10	9.54	67.10	9.23	63.90	8.56
		365.0	80.40	10.88	75.60	10.23	72.00	9.54	70.10	9.23	67.10	8.89	63.90	8.25
		427.5	80.40	10.88	75.60	10.23	72.00	9.54	70.10	9.23	67.10	8.89	63.90	8.25
		480.0	80.40	10.88	75.60	10.23	72.00	9.54	70.10	9.23	67.10	8.89	63.90	8.25
	25	146.0	80.40	9.97	75.60	9.32	72.00	8.55	70.10	8.64	67.10	7.91	63.90	7.64
		192.0	80.40	9.88	75.60	9.23	72.00	8.55	70.10	8.56	67.10	7.91	63.90	7.57
		365.0	80.40	9.54	75.60	8.89	72.00	8.55	70.10	8.25	67.10	7.91	63.90	7.26
		427.5	80.40	9.54	75.60	8.89	72.00	8.25	70.10	8.25	67.10	7.91	63.90	7.26
		480.0	80.40	9.54	75.60	8.89	72.00	7.93	70.10	8.25	67.10	7.91	63.90	7.26
	30	146.0	80.40	8.98	75.60	8.34	72.00	8.00	70.10	7.64	67.10	7.35	63.90	7.01
		192.0	80.40	8.89	75.60	8.25	72.00	7.91	70.10	7.57	67.10	7.26	63.90	6.92
		365.0	80.40	8.55	75.60	7.91	72.00	7.57	70.10	7.26	67.10	6.92	63.90	6.58
		427.5	80.40	8.55	75.60	7.91	72.00	7.57	70.10	7.26	67.10	6.92	63.90	6.58
		480.0	80.40	8.55	75.60	7.91	72.00	7.57	70.10	7.26	67.10	6.92	63.90	6.58
	35	146.0	80.40	7.91	75.60	7.64	72.00	6.92	70.10	7.01	67.10	6.66	63.90	6.35
		192.0	80.40	7.91	75.60	7.57	72.00	6.92	70.10	6.92	67.10	6.59	63.90	6.26
		365.0	80.40	7.91	75.60	7.26	72.00	6.92	70.10	6.58	67.10	6.28	63.90	5.94
		427.5	80.40	7.91	75.60	7.26	72.00	6.58	70.10	6.58	67.10	6.28	63.90	5.94
		480.0	80.40	7.91	75.60	7.26	72.00	6.22	70.10	6.58	67.10	6.28	63.90	5.94
	40	146.0	80.40	7.26	75.60	7.01	72.00	6.28	70.10	6.35	67.10	6.01	63.90	5.59
		192.0	80.40	7.26	75.60	6.92	72.00	6.28	70.10	6.26	67.10	5.92	63.90	5.59
		365.0	80.40	7.26	75.60	6.58	72.00	6.28	70.10	5.94	67.10	5.59	63.90	5.59
427.5		80.40	7.26	75.60	6.58	72.00	6.28	70.10	5.94	67.10	5.59	63.90	5.59	
480.0		80.40	7.26	75.60	6.58	72.00	6.28	70.10	5.94	67.10	5.59	63.90	5.59	
45	146.0	80.40	6.58	75.60	6.35	72.00	5.59	70.10	5.67	67.10	5.37	63.90	4.85	
	192.0	80.40	6.58	75.60	6.26	72.00	5.59	70.10	5.59	67.10	5.28	63.90	4.94	
	365.0	80.40	6.58	75.60	5.94	72.00	5.59	70.10	5.28	67.10	4.94	63.90	5.28	
	427.5	80.40	6.58	75.60	5.94	72.00	5.94	70.10	5.28	67.10	4.94	63.90	5.28	

7. Capacity Tables

Combi. (%)	Inlet Water Temp. (°C)	Water Flow Rate (LPM)	Indoor Air Temp. (°C, DB)											
			16.0		18.0		20.0		21.0		22.0		24.0	
			TC	PI	TC	PI	TC	PI	TC	PI	TC	PI	TC	PI
60	45	480.0	80.40	6.58	75.60	5.94	72.00	6.32	70.10	5.28	67.10	4.94	63.90	5.28
	-5	146.0	26.80	7.71	25.20	7.30	23.80	6.91	23.40	6.53	23.40	6.14	23.00	5.81
		192.0	27.70	7.88	26.10	7.47	24.70	7.06	24.30	6.68	24.30	6.28	23.80	5.94
		365.0	31.30	8.52	29.40	8.11	27.90	7.64	27.50	7.26	27.40	6.82	26.80	6.41
		427.5	34.60	9.20	32.50	8.73	30.80	8.25	30.40	7.84	30.20	7.33	29.70	6.92
		480.0	38.10	9.93	35.70	9.41	33.90	8.91	33.50	8.46	33.20	7.89	32.80	7.48
	0	146.0	47.90	11.29	44.30	10.71	41.20	10.09	40.30	9.57	39.70	9.00	38.30	8.50
		192.0	48.20	11.32	44.60	10.74	41.50	10.13	40.60	9.61	40.00	9.03	38.60	8.52
		365.0	49.20	11.42	45.60	10.84	42.40	10.26	41.60	9.75	41.00	9.14	39.40	8.62
		427.5	50.00	11.42	46.20	10.84	43.00	10.26	42.20	9.75	41.60	9.14	40.10	8.62
480.0		50.80	11.42	46.90	10.84	43.70	10.26	42.90	9.75	42.30	9.14	40.90	8.62	
5	146.0	66.10	12.28	62.70	11.63	59.80	10.98	58.30	10.45	55.80	9.81	53.20	9.22	
	192.0	66.30	12.34	62.90	11.69	59.80	11.05	58.30	10.50	55.80	9.85	53.20	9.28	
	365.0	66.80	12.58	63.30	11.93	59.90	11.29	58.30	10.70	55.80	10.02	53.20	9.48	
	427.5	66.80	12.68	63.10	12.04	59.90	11.35	58.30	10.77	55.80	10.13	53.20	9.54	
	480.0	66.80	12.79	62.90	12.16	59.90	11.42	58.30	10.85	55.80	10.25	53.20	9.61	
10	146.0	66.50	11.30	62.90	10.64	59.80	10.00	58.30	9.56	55.80	8.84	53.20	8.44	
	192.0	66.50	11.28	63.00	10.64	59.80	9.98	58.30	9.54	55.80	8.86	53.20	8.42	
	365.0	66.80	11.22	63.30	10.61	59.90	9.92	58.30	9.48	55.80	8.96	53.20	8.35	
	427.5	66.80	11.29	63.10	10.63	59.90	9.95	58.30	9.51	55.80	8.82	53.20	8.39	
	480.0	66.80	11.37	62.90	10.66	59.90	9.99	58.30	9.55	55.80	8.67	53.20	8.43	
15	146.0	66.80	10.31	63.10	9.62	59.90	8.98	58.30	8.64	55.80	7.91	53.20	7.64	
	192.0	66.80	10.22	63.10	9.54	59.90	8.89	58.30	8.56	55.80	7.91	53.20	7.57	
	365.0	66.80	9.89	63.10	9.23	59.90	8.55	58.30	8.25	55.80	7.91	53.20	7.26	
	427.5	66.80	9.89	63.10	9.23	59.90	8.55	58.30	8.25	55.80	7.57	53.20	7.26	
	480.0	66.80	9.89	63.10	9.23	59.90	8.55	58.30	8.25	55.80	7.21	53.20	7.26	
50	20	146.0	66.80	8.98	63.10	8.34	59.90	8.00	58.30	7.64	55.80	7.35	53.20	6.58
		192.0	66.80	8.89	63.10	8.25	59.90	7.91	58.30	7.57	55.80	7.26	53.20	6.58
		365.0	66.80	8.55	63.10	7.91	59.90	7.57	58.30	7.26	55.80	6.92	53.20	6.58
		427.5	66.80	8.55	63.10	7.91	59.90	7.57	58.30	7.26	55.80	6.92	53.20	6.58
		480.0	66.80	8.55	63.10	7.91	59.90	7.57	58.30	7.26	55.80	6.92	53.20	6.58
	25	146.0	66.80	8.00	63.10	7.26	59.90	7.01	58.30	6.58	55.80	6.28	53.20	5.94
		192.0	66.80	7.91	63.10	7.26	59.90	6.92	58.30	6.58	55.80	6.28	53.20	5.94
		365.0	66.80	7.57	63.10	7.26	59.90	6.58	58.30	6.58	55.80	6.28	53.20	5.94
		427.5	66.80	7.57	63.10	7.26	59.90	6.58	58.30	6.58	55.80	6.28	53.20	5.94
		480.0	66.80	7.57	63.10	7.26	59.90	6.58	58.30	6.58	55.80	6.28	53.20	5.94
30	146.0	66.80	7.35	63.10	6.66	59.90	6.35	58.30	5.94	55.80	6.01	53.20	5.67	
	192.0	66.80	7.26	63.10	6.59	59.90	6.26	58.30	5.94	55.80	5.92	53.20	5.59	
	365.0	66.80	6.92	63.10	6.28	59.90	5.94	58.30	5.94	55.80	5.59	53.20	5.28	
	427.5	66.80	6.92	63.10	6.28	59.90	5.94	58.30	5.94	55.80	5.59	53.20	5.28	
	480.0	66.80	6.92	63.10	6.28	59.90	5.94	58.30	5.94	55.80	5.59	53.20	5.28	
35	146.0	66.80	6.66	63.10	5.94	59.90	5.59	58.30	5.67	55.80	5.28	53.20	4.94	
	192.0	66.80	6.59	63.10	5.94	59.90	5.59	58.30	5.59	55.80	5.28	53.20	4.94	
	365.0	66.80	6.28	63.10	5.94	59.90	5.59	58.30	5.28	55.80	5.28	53.20	4.94	
	427.5	66.80	6.28	63.10	5.94	59.90	5.59	58.30	5.28	55.80	5.28	53.20	4.94	
	480.0	66.80	6.28	63.10	5.94	59.90	5.59	58.30	5.28	55.80	5.28	53.20	4.94	
40	146.0	66.80	6.01	63.10	5.67	59.90	5.37	58.30	4.94	55.80	5.03	53.20	4.60	
	192.0	66.80	5.92	63.10	5.59	59.90	5.28	58.30	4.94	55.80	4.94	53.20	4.60	
	365.0	66.80	5.59	63.10	5.28	59.90	4.94	58.30	4.94	55.80	4.60	53.20	4.60	
	427.5	66.80	5.59	63.10	5.28	59.90	4.94	58.30	4.94	55.80	4.60	53.20	4.60	
	480.0	66.80	5.59	63.10	5.28	59.90	4.94	58.30	4.94	55.80	4.60	53.20	4.60	
45	146.0	66.80	5.37	63.10	5.46	59.90	5.10	58.30	4.22	55.80	4.76	53.20	4.29	
	192.0	66.80	5.28	63.10	5.28	59.90	4.94	58.30	4.30	55.80	4.60	53.20	4.29	
	365.0	66.80	4.94	63.10	4.60	59.90	4.29	58.30	4.60	55.80	3.95	53.20	4.29	
	427.5	66.80	4.94	63.10	4.60	59.90	4.29	58.30	4.60	55.80	3.95	53.20	4.29	

7. Capacity Tables

Combi. (%)	Inlet Water Temp. (°C)	Water Flow Rate (LPM)	Indoor Air Temp. (°C, DB)											
			16.0		18.0		20.0		21.0		22.0		24.0	
			TC	PI	TC	PI	TC	PI	TC	PI	TC	PI	TC	PI
50	45	480.0	66.80	4.94	63.10	4.60	59.90	4.29	58.30	4.60	55.80	3.95	53.20	4.29

Note

- TC: Total Capacity(kW), PI : Power Input(kW)
- Capacity tables show the average value of conditions which may occur.
- The minimum flow rate of the product is based on 50% of the rated flow rate or the value indicated in the specification table, whichever is greater.
However, when the 'Variable Water Flow Valve Control KIT' is applied, the minimum flow rate is allowed to 40% (gray colored area) of the rated flow rate.
- If the flow rate is less than minimum flow rate and the indoor unit combination ratio exceeds 130%, ask to LG Electronics even if the 'Variable Water Flow Valve Control KIT' is applied.

7. Capacity Tables

CRWM400LAS5

Combi. (%)	Inlet Water Temp. (°C)	Water Flow Rate (LPM)	Indoor Air Temp. (°C, DB)											
			16.0		18.0		20.0		21.0		22.0		24.0	
			TC	PI	TC	PI	TC	PI	TC	PI	TC	PI	TC	PI
130	-5	153.6	59.60	23.14	59.20	21.80	58.80	20.28	58.00	19.68	58.80	19.18	57.00	17.20
		192.0	61.40	23.48	60.80	22.16	60.40	20.64	59.60	20.04	60.40	19.52	58.60	17.52
		384.0	69.80	25.14	69.20	23.90	68.80	22.48	67.80	21.84	68.60	21.22	67.00	19.06
		422.4	77.20	26.74	76.40	25.52	76.00	24.24	75.00	23.58	76.00	22.90	74.00	20.54
		480.0	88.40	29.14	87.20	27.96	86.80	26.88	85.80	26.20	87.20	25.42	84.60	22.76
	0	153.6	106.4	31.66	104.0	30.72	101.8	29.72	99.60	28.88	100.0	28.08	95.40	25.14
		192.0	107.0	31.74	104.6	30.78	102.4	29.80	100.2	28.96	100.6	28.14	96.00	25.20
		384.0	109.8	32.08	107.0	31.10	104.8	30.14	102.6	29.30	103.0	28.46	98.40	25.52
		422.4	111.4	32.08	108.6	31.10	106.4	30.14	104.0	29.30	104.4	28.46	99.80	25.52
		480.0	113.8	32.08	111.0	31.10	108.8	30.14	106.2	29.30	106.6	28.46	102.0	25.52
	5	153.6	153.4	34.02	151.0	33.18	147.8	32.34	144.2	31.42	140.2	30.56	132.6	27.36
		192.0	153.8	34.14	151.2	33.32	147.8	32.48	144.2	31.56	140.2	30.68	132.6	27.48
		384.0	156.0	34.78	152.4	33.96	148.0	33.16	144.2	32.24	140.2	31.32	132.6	28.08
		422.4	157.0	35.02	152.8	34.18	148.0	33.38	144.2	32.46	140.2	31.54	132.6	28.28
		480.0	158.6	35.38	153.4	34.52	148.0	33.72	144.2	32.80	140.2	31.88	132.6	28.58
	10	153.6	153.6	30.96	151.0	29.92	147.4	29.36	143.6	28.70	139.8	27.72	132.0	25.02
		192.0	154.4	30.92	151.6	29.94	148.0	29.40	144.2	28.70	140.2	27.70	132.4	25.00
		384.0	158.2	30.68	154.6	30.06	150.4	29.64	146.6	28.66	142.4	27.62	134.6	24.92
		422.4	159.0	31.10	155.6	30.48	151.4	29.76	147.2	28.76	143.4	28.08	135.4	26.10
		480.0	160.2	31.74	157.2	31.12	153.0	29.94	148.2	28.92	145.0	28.78	136.6	27.88
	15	153.6	153.8	27.90	151.2	26.72	146.8	26.42	143.0	25.98	139.2	24.88	131.4	22.68
		192.0	154.8	27.68	152.2	26.62	147.8	26.38	144.0	25.82	140.2	24.72	132.4	22.52
		384.0	160.2	26.52	156.8	26.14	152.8	26.14	148.8	25.04	144.6	23.92	136.8	21.72
		422.4	161.0	27.16	158.4	26.74	154.6	26.14	150.4	25.04	146.6	24.62	138.4	23.92
		480.0	162.2	28.12	160.8	27.64	157.4	26.14	152.8	25.04	149.6	25.68	140.8	27.22
	20	153.6	159.6	25.60	156.8	24.40	152.6	23.88	148.4	23.10	144.0	22.60	135.6	21.90
		192.0	160.6	25.46	157.8	24.38	153.6	23.86	149.4	23.18	145.0	22.72	136.6	21.76
		384.0	166.0	24.70	163.0	24.32	158.4	23.78	154.2	23.58	150.4	23.36	141.8	21.00
		422.4	166.6	24.70	164.2	24.32	160.4	23.92	155.8	23.58	151.6	23.36	143.0	22.32
		480.0	167.6	24.70	166.0	24.32	163.4	24.14	158.2	23.58	153.4	23.36	144.8	24.30
	25	153.6	168.6	24.40	164.2	23.70	160.4	23.30	157.2	22.92	153.8	22.58	145.0	21.10
		192.0	168.6	24.32	164.2	23.66	160.4	23.22	157.2	22.84	153.8	22.50	145.0	21.02
		384.0	168.6	23.92	164.2	23.50	160.4	22.82	157.2	22.48	153.8	22.10	145.0	20.62
		422.4	168.6	23.58	164.2	22.90	160.4	22.48	157.2	22.10	153.8	21.72	145.0	20.28
		480.0	168.6	23.08	164.2	22.00	160.4	21.98	157.2	21.54	153.8	21.16	145.0	19.78
	30	153.6	168.6	23.78	164.2	22.60	160.4	22.38	157.2	21.80	153.8	21.56	145.0	20.08
		192.0	168.6	23.62	164.2	22.56	160.4	22.28	157.2	21.74	153.8	21.40	145.0	19.92
		384.0	168.6	22.82	164.2	22.40	160.4	21.72	157.2	21.38	153.8	20.62	145.0	19.16
		422.4	168.6	22.48	164.2	21.80	160.4	21.38	157.2	21.00	153.8	20.62	145.0	19.16
		480.0	168.6	21.98	164.2	20.90	160.4	20.88	157.2	20.44	153.8	20.62	145.0	19.16
	35	153.6	168.6	22.68	164.2	21.92	160.4	21.48	157.2	20.70	153.8	19.98	145.0	18.58
		192.0	168.6	22.52	164.2	21.82	160.4	21.40	157.2	20.64	153.8	19.90	145.0	18.44
		384.0	168.6	21.72	164.2	21.30	160.4	21.00	157.2	20.28	153.8	19.50	145.0	17.68
		422.4	168.6	21.72	164.2	21.08	160.4	20.62	157.2	19.90	153.8	19.16	145.0	17.68
		480.0	168.6	21.72	164.2	20.76	160.4	20.06	157.2	19.34	153.8	18.66	145.0	17.68
	40	153.6	168.6	21.90	164.2	21.20	160.4	20.80	157.2	20.08	153.8	19.36	145.0	17.48
		192.0	168.6	21.76	164.2	21.10	160.4	20.66	157.2	19.92	153.8	19.20	145.0	17.34
		384.0	168.6	21.00	164.2	20.54	160.4	19.90	157.2	19.16	153.8	18.40	145.0	16.58
		422.4	168.6	20.62	164.2	20.20	160.4	19.90	157.2	19.16	153.8	18.40	145.0	16.58
		480.0	168.6	20.06	164.2	19.70	160.4	19.90	157.2	19.16	153.8	18.40	145.0	16.58
45	153.6	168.6	21.18	164.2	20.48	160.4	20.16	157.2	19.44	153.8	18.68	145.0	16.38	
	192.0	168.6	21.04	164.2	20.38	160.4	19.94	157.2	19.22	153.8	18.46	145.0	16.24	
	384.0	168.6	20.28	164.2	19.82	160.4	18.78	157.2	18.06	153.8	17.30	145.0	15.48	
	422.4	168.6	19.50	164.2	19.32	160.4	19.16	157.2	18.40	153.8	17.68	145.0	15.48	

7. Capacity Tables

Combi. (%)	Inlet Water Temp. (°C)	Water Flow Rate (LPM)	Indoor Air Temp. (°C, DB)											
			16.0		18.0		20.0		21.0		22.0		24.0	
			TC	PI	TC	PI	TC	PI	TC	PI	TC	PI	TC	PI
130	45	480.0	168.6	18.34	164.2	18.58	160.4	19.74	157.2	18.92	153.8	18.26	145.0	15.48
120	-5	153.6	56.60	23.14	56.20	21.80	55.80	20.28	55.20	19.42	55.60	18.86	54.20	16.88
		192.0	58.20	23.48	57.80	22.16	57.40	20.64	56.80	19.78	57.20	19.20	55.80	17.20
		384.0	66.40	25.14	65.80	23.90	65.40	22.48	64.60	21.52	65.20	20.92	63.40	18.74
		422.4	73.20	26.74	72.60	25.52	72.20	24.24	71.40	23.24	72.00	22.56	70.00	20.20
		480.0	83.40	29.14	82.80	27.96	82.40	26.88	81.60	25.82	82.20	25.02	80.00	22.40
	0	153.6	101.2	31.66	98.80	30.72	96.60	29.72	94.80	28.46	94.80	27.66	90.40	24.72
		192.0	101.8	31.74	99.40	30.78	97.20	29.80	95.20	28.54	95.20	27.72	90.80	24.78
		384.0	104.2	32.08	101.8	31.10	99.60	30.14	97.60	28.88	97.60	28.04	93.20	25.12
		422.4	105.8	32.08	103.4	31.10	101.2	30.14	99.00	28.88	99.00	28.04	94.60	25.12
		480.0	108.2	32.08	105.8	31.10	103.6	30.14	101.2	28.88	101.2	28.04	96.80	25.12
	5	153.6	146.0	34.02	143.8	33.18	140.6	32.34	137.2	30.96	133.0	30.10	125.6	26.96
		192.0	146.4	34.14	144.0	33.32	140.6	32.48	137.2	31.10	133.0	30.22	125.6	27.08
		384.0	148.6	34.78	145.2	33.96	140.6	33.16	137.2	31.78	133.0	30.86	125.6	27.62
		422.4	149.4	35.02	144.2	34.18	140.6	33.38	137.2	32.00	133.0	31.10	125.6	27.82
		480.0	150.6	35.38	142.8	34.52	140.6	33.72	137.2	32.34	133.0	31.46	125.6	28.12
	10	153.6	146.6	30.56	143.8	29.72	140.2	29.12	136.8	28.24	132.6	27.30	125.4	24.54
		192.0	147.2	30.66	144.4	29.82	140.6	29.20	137.2	28.28	133.0	27.28	125.6	24.56
		384.0	150.0	31.10	146.8	30.30	142.2	29.64	138.8	28.42	134.4	27.20	127.0	24.70
		422.4	150.8	30.98	146.2	30.30	142.8	29.76	139.4	28.54	135.0	27.32	127.6	25.52
		480.0	152.0	30.80	145.4	30.30	143.8	29.94	140.4	28.72	136.0	27.50	128.6	26.76
	15	153.6	147.0	27.12	144.0	26.30	139.8	25.90	136.4	25.52	132.2	24.50	125.0	22.20
		192.0	147.8	27.16	144.8	26.36	140.4	25.94	137.0	25.44	132.8	24.34	125.6	22.12
		384.0	151.2	27.40	148.4	26.60	143.8	26.14	140.2	25.04	135.6	23.58	128.4	21.72
		422.4	152.0	26.98	148.2	26.36	145.0	26.14	141.4	25.04	136.8	23.58	129.6	23.20
		480.0	153.2	26.36	148.0	26.00	146.8	26.14	143.2	25.04	138.6	23.58	131.4	25.42
	20	153.6	151.0	24.38	148.2	23.34	143.8	22.72	139.8	22.40	135.2	22.12	128.0	21.00
		192.0	151.8	24.38	149.0	23.42	144.4	22.80	140.6	22.48	136.0	22.10	128.6	20.94
		384.0	155.8	24.38	152.6	23.78	147.6	23.20	144.2	22.82	139.4	22.02	131.8	20.62
		422.4	156.6	24.16	152.4	23.58	148.8	23.20	145.0	22.82	140.2	22.10	132.6	21.38
		480.0	157.8	23.84	152.2	23.28	150.6	23.20	146.2	22.82	141.4	22.22	133.8	22.52
	25	153.6	158.4	23.06	153.8	21.98	148.8	21.56	145.6	21.10	141.8	20.70	134.0	19.26
		192.0	158.4	23.00	153.8	21.96	148.8	21.54	145.6	21.02	141.8	20.64	134.0	19.18
		384.0	158.8	22.64	153.8	21.80	148.8	21.38	145.6	20.62	141.8	20.28	134.0	18.78
		422.4	159.2	21.80	153.8	21.22	148.8	21.00	145.6	20.62	141.8	19.90	134.0	18.78
		480.0	159.8	20.54	153.8	20.36	148.8	20.44	145.6	20.62	141.8	19.34	134.0	18.78
	30	153.6	159.2	22.06	153.8	20.96	148.8	20.36	145.6	19.60	141.8	19.36	134.0	17.78
		192.0	159.2	21.90	153.8	20.86	148.8	20.28	145.6	19.52	141.8	19.20	134.0	17.70
		384.0	159.2	21.14	153.8	20.34	148.8	19.90	145.6	19.16	141.8	18.40	134.0	17.30
		422.4	159.2	20.46	153.8	19.90	148.8	19.50	145.6	19.16	141.8	18.40	134.0	16.96
		480.0	159.2	19.44	153.8	19.24	148.8	18.90	145.6	19.16	141.8	18.40	134.0	16.46
	35	153.6	159.2	21.06	153.8	19.92	148.8	19.36	145.6	18.58	141.8	17.86	134.0	16.28
		192.0	159.2	20.82	153.8	19.78	148.8	19.20	145.6	18.44	141.8	17.72	134.0	16.22
		384.0	159.2	19.58	153.8	19.02	148.8	18.40	145.6	17.68	141.8	16.96	134.0	15.86
		422.4	159.2	19.36	153.8	18.86	148.8	18.40	145.6	17.68	141.8	16.96	134.0	15.48
		480.0	159.2	19.04	153.8	18.62	148.8	18.40	145.6	17.68	141.8	16.96	134.0	14.92
	40	153.6	159.2	20.44	153.8	19.00	148.8	18.26	145.6	17.48	141.8	16.76	134.0	15.18
		192.0	159.2	20.12	153.8	18.82	148.8	18.10	145.6	17.34	141.8	16.62	134.0	15.10
		384.0	159.2	18.48	153.8	17.90	148.8	17.30	145.6	16.58	141.8	15.86	134.0	14.74
422.4		159.2	18.26	153.8	17.68	148.8	17.30	145.6	16.58	141.8	15.86	134.0	14.36	
480.0		159.2	17.94	153.8	17.36	148.8	17.30	145.6	16.58	141.8	15.86	134.0	13.80	
45	153.6	159.2	19.80	153.8	18.10	148.8	17.14	145.6	16.38	141.8	15.66	134.0	14.08	
	192.0	159.2	19.40	153.8	17.88	148.8	16.98	145.6	16.24	141.8	15.50	134.0	14.00	
	384.0	159.2	17.38	153.8	16.80	148.8	16.20	145.6	15.48	141.8	14.74	134.0	13.64	
	422.4	159.2	17.14	153.8	16.50	148.8	16.20	145.6	15.48	141.8	14.74	134.0	13.26	

7. Capacity Tables

Combi. (%)	Inlet Water Temp. (°C)	Water Flow Rate (LPM)	Indoor Air Temp. (°C, DB)											
			16.0		18.0		20.0		21.0		22.0		24.0	
			TC	PI	TC	PI	TC	PI	TC	PI	TC	PI	TC	PI
120	45	480.0	159.2	16.78	153.8	16.06	148.8	16.20	145.6	15.48	141.8	14.74	134.0	12.70
110	-5	153.6	53.60	23.44	53.20	21.80	53.00	20.28	52.40	19.42	52.40	18.86	51.40	16.88
		192.0	55.20	23.78	54.80	22.16	54.60	20.64	54.00	19.78	54.00	19.20	52.80	17.20
		384.0	62.80	25.46	62.40	23.90	62.00	22.48	61.40	21.52	61.40	20.92	60.20	18.74
		422.4	69.20	27.10	68.80	25.52	68.40	24.24	67.80	23.24	67.80	22.56	66.40	20.20
		480.0	78.80	29.56	78.40	27.96	78.00	26.88	77.40	25.82	77.40	25.02	75.80	22.40
	0	153.6	95.80	32.08	93.60	30.72	91.80	29.72	90.00	28.46	89.20	27.66	85.80	24.72
		192.0	96.20	32.14	94.00	30.78	92.20	29.80	90.40	28.54	89.60	27.72	86.20	24.78
		384.0	98.60	32.46	96.40	31.10	94.40	30.14	92.60	28.88	91.80	28.04	88.20	25.12
		422.4	100.0	32.46	98.00	31.10	95.80	30.14	94.00	28.88	93.20	28.04	89.60	25.12
		480.0	102.2	32.46	100.4	31.10	98.00	30.14	96.20	28.88	95.40	28.04	91.80	25.12
	5	153.6	139.8	34.48	136.4	33.18	133.2	32.34	130.2	30.96	125.2	30.10	119.0	26.96
		192.0	140.2	34.60	136.6	33.32	133.2	32.48	130.2	31.10	125.2	30.22	119.0	27.08
		384.0	142.0	35.24	137.8	33.96	133.4	33.16	130.2	31.78	125.2	30.86	119.0	27.62
		422.4	142.8	35.48	138.0	34.18	133.4	33.38	130.2	32.00	125.2	31.10	119.0	27.82
		480.0	144.0	35.84	138.4	34.52	133.4	33.72	130.2	32.34	125.2	31.46	119.0	28.12
	10	153.6	140.2	30.92	136.8	29.86	133.0	29.22	130.0	28.24	125.0	27.30	119.0	24.54
		192.0	140.6	30.96	137.2	29.94	133.2	29.30	130.2	28.28	125.2	27.28	119.2	24.56
		384.0	142.8	31.20	138.6	30.30	134.0	29.64	131.0	28.42	126.0	27.20	119.6	24.70
		422.4	143.6	31.20	139.2	30.30	134.6	29.56	131.2	28.34	126.2	27.32	120.0	24.96
		480.0	144.8	31.20	140.2	30.30	135.6	29.44	131.6	28.22	126.6	27.50	120.6	25.36
	15	153.6	140.6	27.36	137.0	26.60	133.0	26.14	129.8	25.52	124.8	24.50	118.8	22.20
		192.0	141.2	27.32	137.4	26.60	133.4	26.14	130.2	25.44	125.2	24.34	119.0	22.12
		384.0	143.6	27.16	139.4	26.60	135.0	26.14	131.8	25.04	126.8	23.58	120.2	21.72
		422.4	144.4	26.98	140.2	26.36	135.6	25.80	132.2	24.70	127.2	23.58	121.0	22.10
		480.0	145.6	26.72	141.4	26.00	136.6	25.30	132.8	24.20	127.8	23.58	122.2	22.68
	20	153.6	143.2	23.62	139.4	23.06	134.8	22.48	131.2	22.10	126.4	21.48	119.8	20.08
		192.0	143.8	23.66	139.8	23.06	135.2	22.48	131.6	22.10	126.8	21.40	120.2	20.06
		384.0	147.0	23.86	141.8	23.06	136.8	22.48	133.8	22.10	128.4	21.00	122.2	19.90
		422.4	148.0	23.86	142.8	23.06	137.6	22.48	134.0	21.72	129.0	21.00	122.4	19.90
		480.0	149.6	23.86	144.4	23.06	138.8	22.48	134.4	21.16	130.0	21.00	122.8	19.90
	25	153.6	147.8	21.50	143.4	20.70	137.6	20.36	134.6	19.60	129.8	18.88	123.0	17.30
		192.0	148.0	21.46	143.4	20.64	137.6	20.28	134.6	19.52	129.8	18.80	123.0	17.30
		384.0	149.2	21.30	143.4	20.28	137.6	19.90	134.6	19.16	129.8	18.40	123.0	17.30
		422.4	150.0	21.30	143.4	20.34	137.6	19.50	134.6	19.16	129.8	18.06	123.0	16.96
		480.0	151.2	21.30	143.4	20.44	137.6	18.90	134.6	19.16	129.8	17.56	123.0	16.46
	30	153.6	150.0	19.60	143.4	18.88	137.6	18.16	134.6	17.78	129.8	16.68	123.0	15.56
		192.0	150.0	19.52	143.4	18.80	137.6	18.08	134.6	17.70	129.8	16.60	123.0	15.48
		384.0	150.0	19.16	143.4	18.40	137.6	17.68	134.6	17.30	129.8	16.20	123.0	15.08
		422.4	150.0	19.02	143.4	18.06	137.6	17.30	134.6	16.96	129.8	16.20	123.0	15.08
		480.0	150.0	18.82	143.4	17.56	137.6	16.74	134.6	16.46	129.8	16.20	123.0	15.08
	35	153.6	150.0	18.58	143.4	17.38	137.6	16.68	134.6	15.94	129.8	15.18	123.0	14.08
		192.0	150.0	18.44	143.4	17.32	137.6	16.60	134.6	15.86	129.8	15.10	123.0	14.00
		384.0	150.0	17.68	143.4	16.96	137.6	16.20	134.6	15.48	129.8	14.74	123.0	13.64
		422.4	150.0	17.22	143.4	16.58	137.6	15.86	134.6	15.48	129.8	14.74	123.0	13.64
		480.0	150.0	16.54	143.4	16.02	137.6	15.36	134.6	15.48	129.8	14.74	123.0	13.64
	40	153.6	150.0	17.48	143.4	16.76	137.6	15.66	134.6	14.84	129.8	14.08	123.0	12.96
		192.0	150.0	17.34	143.4	16.62	137.6	15.50	134.6	14.76	129.8	14.00	123.0	12.90
		384.0	150.0	16.58	143.4	15.86	137.6	14.74	134.6	14.36	129.8	13.64	123.0	12.54
422.4		150.0	16.34	143.4	15.48	137.6	14.74	134.6	13.98	129.8	13.26	123.0	12.16	
480.0		150.0	15.98	143.4	14.92	137.6	14.74	134.6	13.42	129.8	12.70	123.0	11.60	
45	153.6	150.0	16.38	143.4	16.14	137.6	14.64	134.6	13.74	129.8	12.96	123.0	11.86	
	192.0	150.0	16.24	143.4	15.90	137.6	14.42	134.6	13.66	129.8	12.90	123.0	11.80	
	384.0	150.0	15.48	143.4	14.74	137.6	13.26	134.6	13.26	129.8	12.54	123.0	11.44	
	422.4	150.0	15.48	143.4	14.36	137.6	13.64	134.6	12.54	129.8	11.78	123.0	10.66	

7. Capacity Tables

Combi. (%)	Inlet Water Temp. (°C)	Water Flow Rate (LPM)	Indoor Air Temp. (°C, DB)											
			16.0		18.0		20.0		21.0		22.0		24.0	
			TC	PI	TC	PI	TC	PI	TC	PI	TC	PI	TC	PI
110	45	480.0	150.0	15.48	143.4	13.80	137.6	14.22	134.6	11.46	129.8	10.64	123.0	9.50
100	-5	153.6	50.60	23.44	50.20	22.10	50.00	20.28	49.60	19.42	49.20	18.56	48.20	16.88
		192.0	52.00	23.78	51.60	22.46	51.40	20.64	51.00	19.78	50.60	18.90	49.60	17.20
		384.0	59.40	25.46	59.00	24.20	58.60	22.48	58.00	21.52	57.60	20.62	56.60	18.74
		422.4	65.60	27.10	65.00	25.88	64.60	24.24	64.20	23.24	63.60	22.22	62.40	20.20
		480.0	75.00	29.56	74.00	28.40	73.60	26.88	73.60	25.82	72.60	24.62	71.20	22.40
	0	153.6	90.60	32.08	88.60	31.12	86.80	29.72	85.20	28.46	83.60	27.24	80.80	24.72
		192.0	91.00	32.14	89.00	31.18	87.20	29.80	85.60	28.54	84.00	27.30	81.20	24.78
		384.0	93.20	32.46	91.20	31.52	89.20	30.14	87.60	28.88	86.20	27.62	83.20	25.12
		422.4	94.60	32.46	92.60	31.52	90.60	30.14	89.00	28.88	87.40	27.62	84.40	25.12
		480.0	96.80	32.46	94.80	31.52	92.80	30.14	91.20	28.88	89.20	27.62	86.20	25.12
	5	153.6	133.6	34.48	129.2	33.64	125.8	32.34	123.4	30.96	117.4	29.64	112.0	26.96
		192.0	134.0	34.60	129.4	33.76	125.8	32.48	123.4	31.10	117.4	29.76	112.0	27.08
		384.0	136.0	35.24	130.4	34.40	126.0	33.16	123.4	31.78	117.4	30.40	112.0	27.62
		422.4	136.8	35.48	130.6	34.64	126.0	33.38	123.4	32.00	117.4	30.60	112.0	27.82
		480.0	138.0	35.84	131.0	35.00	126.0	33.72	123.4	32.34	117.4	30.90	112.0	28.12
	10	153.6	134.4	30.84	129.6	30.16	126.0	29.22	123.4	28.24	117.4	26.84	112.0	24.54
		192.0	134.6	30.96	129.8	30.24	126.0	29.30	123.4	28.28	117.4	26.86	112.0	24.56
		384.0	136.0	31.54	130.4	30.64	126.0	29.64	123.4	28.42	117.4	26.98	112.0	24.70
		422.4	137.0	31.44	131.0	30.64	126.0	29.56	123.4	28.34	117.4	26.90	112.0	24.58
		480.0	138.6	31.30	132.0	30.64	126.0	29.44	123.4	28.22	117.4	26.78	112.0	24.40
	15	153.6	135.0	27.18	130.2	26.72	126.0	26.14	123.4	25.52	117.4	24.02	112.0	22.20
		192.0	135.2	27.30	130.2	26.74	126.0	26.14	123.4	25.44	117.4	23.94	112.0	22.12
		384.0	136.0	27.86	130.6	26.82	126.0	26.14	123.4	25.04	117.4	23.58	112.0	21.72
		422.4	137.2	27.40	131.2	26.60	126.0	25.80	123.4	24.70	117.4	23.20	112.0	21.38
		480.0	139.0	26.72	132.2	26.28	126.0	25.30	123.4	24.20	117.4	22.64	112.0	20.88
	20	153.6	135.8	23.26	130.8	22.66	126.0	22.10	123.4	21.80	117.4	20.36	112.0	19.36
		192.0	136.2	23.34	130.8	22.68	126.0	22.10	123.4	21.74	117.4	20.28	112.0	19.20
		384.0	138.4	23.78	131.2	22.74	126.0	22.10	123.4	21.38	117.4	19.90	112.0	18.40
		422.4	139.2	23.36	132.4	22.56	126.0	21.72	123.4	21.00	117.4	19.50	112.0	18.06
		480.0	140.4	22.74	134.2	22.30	126.0	21.16	123.4	20.44	117.4	18.90	112.0	17.56
	25	153.6	137.4	20.32	133.0	19.70	126.0	18.88	123.4	18.16	117.4	17.06	112.0	15.48
		192.0	137.8	20.34	133.0	19.62	126.0	18.80	123.4	18.08	117.4	16.98	112.0	15.48
		384.0	140.0	20.42	133.0	19.16	126.0	18.40	123.4	17.68	117.4	16.58	112.0	15.48
		422.4	140.6	19.96	133.0	19.02	126.0	18.06	123.4	17.30	117.4	16.58	112.0	15.08
		480.0	141.6	19.28	133.0	18.82	126.0	17.56	123.4	16.74	117.4	16.58	112.0	14.48
	30	153.6	140.6	18.50	133.0	17.06	126.0	15.88	123.4	15.56	117.4	14.36	112.0	13.74
		192.0	140.6	18.42	133.0	16.98	126.0	15.86	123.4	15.48	117.4	14.36	112.0	13.66
		384.0	140.6	18.06	133.0	16.58	126.0	15.70	123.4	15.08	117.4	14.36	112.0	13.26
		422.4	140.6	17.68	133.0	16.58	126.0	15.48	123.4	15.08	117.4	13.98	112.0	13.26
		480.0	140.6	17.12	133.0	16.58	126.0	15.16	123.4	15.08	117.4	13.42	112.0	13.26
	35	153.6	140.6	17.14	133.0	15.66	126.0	14.02	123.4	13.74	117.4	12.96	112.0	11.86
		192.0	140.6	16.98	133.0	15.50	126.0	14.00	123.4	13.66	117.4	12.90	112.0	11.80
		384.0	140.6	16.20	133.0	14.74	126.0	13.84	123.4	13.26	117.4	12.54	112.0	11.44
		422.4	140.6	16.20	133.0	14.74	126.0	13.64	123.4	13.26	117.4	12.54	112.0	11.44
		480.0	140.6	16.20	133.0	14.74	126.0	13.34	123.4	13.26	117.4	12.54	112.0	11.44
	40	153.6	140.6	16.04	133.0	14.54	126.0	12.58	123.4	12.26	117.4	11.52	112.0	10.76
		192.0	140.6	15.88	133.0	14.40	126.0	12.54	123.4	12.18	117.4	11.44	112.0	10.68
		384.0	140.6	15.08	133.0	13.64	126.0	12.38	123.4	11.78	117.4	11.06	112.0	10.32
422.4		140.6	14.74	133.0	13.64	126.0	12.16	123.4	11.78	117.4	11.06	112.0	10.32	
480.0		140.6	14.24	133.0	13.64	126.0	11.84	123.4	11.78	117.4	11.06	112.0	10.32	
45	153.6	140.6	14.94	133.0	13.44	126.0	11.08	123.4	10.76	117.4	10.04	112.0	9.66	
	192.0	140.6	14.78	133.0	13.30	126.0	11.06	123.4	10.68	117.4	9.96	112.0	9.58	
	384.0	140.6	13.98	133.0	12.54	126.0	10.90	123.4	10.32	117.4	9.56	112.0	9.22	
	422.4	140.6	13.26	133.0	12.54	126.0	10.66	123.4	10.32	117.4	9.56	112.0	9.22	

7. Capacity Tables

Combi. (%)	Inlet Water Temp. (°C)	Water Flow Rate (LPM)	Indoor Air Temp. (°C, DB)											
			16.0		18.0		20.0		21.0		22.0		24.0	
			TC	PI	TC	PI	TC	PI	TC	PI	TC	PI	TC	PI
100	45	480.0	140.6	12.18	133.0	12.54	126.0	10.30	123.4	10.32	117.4	9.56	112.0	9.22
90	-5	153.6	47.80	21.76	46.40	19.82	45.00	17.40	44.60	16.60	44.20	16.00	43.60	14.36
		192.0	49.20	22.08	47.80	20.14	46.20	17.72	45.80	16.90	45.60	16.30	44.80	14.62
		384.0	56.00	23.62	54.20	21.68	52.60	19.32	52.20	18.40	52.00	17.76	50.80	15.92
		422.4	61.80	25.12	59.80	23.20	58.20	20.84	57.60	19.86	57.40	19.12	56.20	17.18
		480.0	70.60	27.38	68.20	25.48	66.60	23.12	65.80	22.06	65.60	21.16	64.40	19.08
	0	153.6	85.60	29.64	81.60	27.82	77.80	25.54	76.60	24.36	75.40	23.44	72.60	21.06
		192.0	86.00	29.70	82.00	27.88	78.20	25.60	77.00	24.42	75.80	23.50	73.00	21.10
		384.0	88.00	30.02	84.00	28.20	80.20	25.88	78.80	24.70	77.60	23.78	74.80	21.34
		422.4	89.40	30.02	85.20	28.20	81.40	25.88	80.00	24.70	78.80	23.78	76.00	21.34
		480.0	91.60	30.02	87.00	28.20	83.20	25.88	81.80	24.70	80.60	23.78	77.80	21.34
	5	153.6	120.8	31.82	117.0	30.04	113.2	27.80	110.8	26.50	106.0	25.50	101.0	22.90
		192.0	121.0	31.94	117.0	30.16	113.2	27.92	110.8	26.62	106.0	25.62	101.0	23.00
		384.0	121.4	32.54	116.6	30.74	113.2	28.46	110.8	27.16	106.0	26.18	101.0	23.48
		422.4	122.2	32.74	116.8	30.94	113.2	28.70	110.8	27.36	106.0	26.36	101.0	23.66
		480.0	123.4	33.04	117.2	31.24	113.2	29.06	110.8	27.66	106.0	26.64	101.0	23.94
	10	153.6	121.4	28.10	117.4	26.72	113.2	25.16	110.8	24.12	106.0	23.14	101.0	20.86
		192.0	121.4	28.12	117.2	26.74	113.2	25.18	110.8	24.14	106.0	23.12	101.0	20.88
		384.0	121.2	28.20	116.6	26.86	113.2	25.30	110.8	24.28	106.0	23.06	101.0	20.96
		422.4	122.0	28.12	117.0	26.78	113.2	25.22	110.8	24.20	106.0	23.12	101.0	21.04
		480.0	123.2	28.00	117.6	26.66	113.2	25.10	110.8	24.08	106.0	23.22	101.0	21.16
	15	153.6	122.2	24.34	117.8	23.46	113.2	22.58	110.8	21.80	106.0	20.80	101.0	18.88
		192.0	122.0	24.26	117.6	23.38	113.2	22.50	110.8	21.74	106.0	20.66	101.0	18.80
		384.0	121.0	23.86	116.8	22.98	113.2	22.10	110.8	21.38	106.0	19.90	101.0	18.40
		422.4	121.8	23.50	117.0	22.64	113.2	21.72	110.8	21.00	106.0	19.90	101.0	18.40
		480.0	123.0	22.96	117.4	22.14	113.2	21.16	110.8	20.44	106.0	19.90	101.0	18.40
	20	153.6	122.8	20.54	118.2	19.94	113.2	19.26	110.8	18.50	106.0	17.86	101.0	16.76
		192.0	122.8	20.54	118.0	19.90	113.2	19.18	110.8	18.42	106.0	17.72	101.0	16.62
		384.0	122.2	20.54	117.0	19.66	113.2	18.78	110.8	18.06	106.0	16.96	101.0	15.86
		422.4	122.6	20.20	117.4	19.50	113.2	18.78	110.8	18.06	106.0	16.96	101.0	15.86
		480.0	123.2	19.70	118.0	19.26	113.2	18.78	110.8	18.06	106.0	16.96	101.0	15.86
	25	153.6	124.8	17.94	119.8	17.00	113.2	16.28	110.8	15.48	106.0	14.84	101.0	13.74
		192.0	125.0	17.92	119.8	16.96	113.2	16.22	110.8	15.48	106.0	14.76	101.0	13.66
		384.0	126.4	17.76	119.8	16.80	113.2	15.86	110.8	15.48	106.0	14.36	101.0	13.26
		422.4	126.8	17.30	119.8	16.42	113.2	15.86	110.8	15.08	106.0	14.36	101.0	13.26
		480.0	127.4	16.62	119.8	15.86	113.2	15.86	110.8	14.48	106.0	14.36	101.0	13.26
	30	153.6	126.8	16.28	119.8	15.18	113.2	14.08	110.8	13.74	106.0	12.96	101.0	11.78
		192.0	126.8	16.22	119.8	15.10	113.2	14.00	110.8	13.66	106.0	12.90	101.0	11.78
		384.0	126.8	15.86	119.8	14.74	113.2	13.64	110.8	13.26	106.0	12.54	101.0	11.78
		422.4	126.8	15.48	119.8	14.36	113.2	13.64	110.8	13.26	106.0	12.54	101.0	11.44
		480.0	126.8	14.92	119.8	13.80	113.2	13.64	110.8	13.26	106.0	12.54	101.0	10.94
	35	153.6	126.8	14.84	119.8	13.74	113.2	12.64	110.8	12.26	106.0	11.52	101.0	10.76
		192.0	126.8	14.76	119.8	13.66	113.2	12.56	110.8	12.18	106.0	11.44	101.0	10.68
		384.0	126.8	14.36	119.8	13.26	113.2	12.16	110.8	11.78	106.0	11.06	101.0	10.32
		422.4	126.8	13.98	119.8	12.88	113.2	11.78	110.8	11.44	106.0	11.06	101.0	10.32
		480.0	126.8	13.42	119.8	12.32	113.2	11.22	110.8	10.94	106.0	11.06	101.0	10.32
	40	153.6	126.8	13.84	119.8	12.64	113.2	11.14	110.8	10.76	106.0	10.42	101.0	9.66
		192.0	126.8	13.68	119.8	12.56	113.2	11.06	110.8	10.68	106.0	10.34	101.0	9.58
		384.0	126.8	12.88	119.8	12.16	113.2	10.66	110.8	10.32	106.0	9.94	101.0	9.22
422.4		126.8	12.88	119.8	12.16	113.2	10.66	110.8	10.32	106.0	9.94	101.0	9.22	
480.0		126.8	12.88	119.8	12.16	113.2	10.66	110.8	10.32	106.0	9.94	101.0	9.22	
45	153.6	126.8	12.82	119.8	11.52	113.2	9.66	110.8	9.32	106.0	9.32	101.0	8.54	
	192.0	126.8	12.60	119.8	11.44	113.2	9.58	110.8	9.24	106.0	9.24	101.0	8.48	
	384.0	126.8	11.44	119.8	11.06	113.2	9.22	110.8	8.84	106.0	8.84	101.0	8.12	
	422.4	126.8	11.78	119.8	11.44	113.2	9.56	110.8	9.22	106.0	8.84	101.0	8.12	

7. Capacity Tables

Combi. (%)	Inlet Water Temp. (°C)	Water Flow Rate (LPM)	Indoor Air Temp. (°C, DB)											
			16.0		18.0		20.0		21.0		22.0		24.0	
			TC	PI	TC	PI	TC	PI	TC	PI	TC	PI	TC	PI
90	45	480.0	126.8	12.30	119.8	12.02	113.2	10.08	110.8	9.80	106.0	8.84	101.0	8.12
80	-5	153.6	45.20	15.50	42.40	14.92	40.20	14.28	39.60	13.80	39.40	13.16	38.60	12.12
		192.0	46.40	15.78	43.60	15.20	41.40	14.54	40.80	14.04	40.60	13.40	39.80	12.34
		384.0	52.80	17.22	49.60	16.54	46.80	15.82	46.40	15.28	46.20	14.60	45.20	13.42
		422.4	58.40	18.56	54.80	17.84	51.80	17.08	51.20	16.50	51.00	15.74	50.00	14.48
		480.0	66.80	20.58	62.60	19.80	59.40	18.98	58.40	18.34	58.20	17.46	57.20	16.08
	0	153.6	80.80	22.76	74.40	21.84	69.40	20.94	68.00	20.22	67.00	19.26	64.60	17.74
		192.0	81.20	22.82	74.80	21.90	69.80	20.98	68.40	20.26	67.40	19.30	65.00	17.78
		384.0	83.20	23.10	76.60	22.18	71.40	21.22	70.00	20.50	69.20	19.54	66.40	17.98
		422.4	84.40	23.10	77.80	22.18	72.60	21.22	71.20	20.50	70.20	19.54	67.60	17.98
		480.0	86.20	23.10	79.60	22.18	74.40	21.22	73.00	20.50	71.80	19.54	69.40	17.98
	5	153.6	111.6	24.74	105.4	23.82	100.8	22.74	98.60	21.98	94.40	20.96	89.60	19.28
		192.0	111.8	24.86	105.6	23.92	100.8	22.84	98.60	22.08	94.40	21.06	89.60	19.38
		384.0	112.8	25.42	106.4	24.38	101.0	23.36	98.60	22.56	94.40	21.50	89.60	19.82
		422.4	112.8	25.56	106.4	24.58	101.0	23.50	98.60	22.70	94.40	21.64	89.60	19.92
		480.0	112.8	25.78	106.4	24.88	101.0	23.72	98.60	22.92	94.40	21.86	89.60	20.08
	10	153.6	112.2	22.78	105.8	21.74	100.8	20.64	98.60	20.08	94.40	19.00	89.60	17.60
		192.0	112.4	22.76	106.0	21.72	100.8	20.66	98.60	20.08	94.40	19.02	89.60	17.60
		384.0	112.8	22.64	106.4	21.60	101.0	20.70	98.60	20.12	94.40	19.06	89.60	17.64
		422.4	112.8	22.56	106.4	21.68	101.0	20.76	98.60	20.00	94.40	18.94	89.60	17.52
		480.0	112.8	22.44	106.4	21.80	101.0	20.86	98.60	19.82	94.40	18.76	89.60	17.34
	15	153.6	112.8	20.80	106.4	19.70	101.0	18.50	98.60	18.16	94.40	17.06	89.60	15.94
		192.0	112.8	20.66	106.4	19.54	101.0	18.42	98.60	18.08	94.40	16.98	89.60	15.86
		384.0	112.8	19.90	106.4	18.78	101.0	18.06	98.60	17.68	94.40	16.58	89.60	15.48
		422.4	112.8	19.50	106.4	18.78	101.0	18.06	98.60	17.30	94.40	16.20	89.60	15.08
		480.0	112.8	18.90	106.4	18.78	101.0	18.06	98.60	16.74	94.40	15.64	89.60	14.48
	20	153.6	112.8	17.38	106.4	16.68	101.0	15.86	98.60	15.56	94.40	14.84	89.60	13.74
		192.0	112.8	17.32	106.4	16.60	101.0	15.86	98.60	15.48	94.40	14.76	89.60	13.66
		384.0	112.8	16.96	106.4	16.20	101.0	15.86	98.60	15.08	94.40	14.36	89.60	13.26
		422.4	112.8	16.58	106.4	15.86	101.0	15.48	98.60	15.08	94.40	13.98	89.60	13.26
		480.0	112.8	16.02	106.4	15.36	101.0	14.92	98.60	15.08	94.40	13.42	89.60	13.26
	25	153.6	112.8	15.56	106.4	14.46	101.0	13.64	98.60	13.36	94.40	12.64	89.60	11.86
		192.0	112.8	15.48	106.4	14.38	101.0	13.64	98.60	13.28	94.40	12.56	89.60	11.80
		384.0	112.8	15.08	106.4	13.98	101.0	13.64	98.60	12.88	94.40	12.16	89.60	11.44
		422.4	112.8	14.74	106.4	13.98	101.0	13.26	98.60	12.88	94.40	12.16	89.60	11.44
		480.0	112.8	14.24	106.4	13.98	101.0	12.70	98.60	12.88	94.40	12.16	89.60	11.44
	30	153.6	112.8	13.74	106.4	12.96	101.0	12.26	98.60	11.86	94.40	11.14	89.60	10.42
		192.0	112.8	13.66	106.4	12.90	101.0	12.18	98.60	11.80	94.40	11.06	89.60	10.34
		384.0	112.8	13.26	106.4	12.54	101.0	11.78	98.60	11.44	94.40	10.66	89.60	9.94
		422.4	112.8	13.26	106.4	12.54	101.0	11.78	98.60	11.44	94.40	10.66	89.60	9.94
		480.0	112.8	13.26	106.4	12.54	101.0	11.78	98.60	11.44	94.40	10.66	89.60	9.94
	35	153.6	112.8	12.64	106.4	11.86	101.0	10.76	98.60	10.32	94.40	10.04	89.60	9.22
		192.0	112.8	12.56	106.4	11.80	101.0	10.68	98.60	10.32	94.40	9.96	89.60	9.22
		384.0	112.8	12.16	106.4	11.44	101.0	10.32	98.60	10.32	94.40	9.56	89.60	9.22
		422.4	112.8	12.16	106.4	11.06	101.0	10.32	98.60	9.94	94.40	9.56	89.60	8.84
		480.0	112.8	12.16	106.4	10.50	101.0	10.32	98.60	9.38	94.40	9.56	89.60	8.28
	40	153.6	112.8	11.96	106.4	10.76	101.0	9.56	98.60	9.66	94.40	8.84	89.60	8.54
		192.0	112.8	11.82	106.4	10.68	101.0	9.56	98.60	9.58	94.40	8.84	89.60	8.48
		384.0	112.8	11.06	106.4	10.32	101.0	9.56	98.60	9.22	94.40	8.84	89.60	8.12
422.4		112.8	11.06	106.4	10.32	101.0	9.22	98.60	9.22	94.40	8.84	89.60	8.12	
480.0		112.8	11.06	106.4	10.32	101.0	8.72	98.60	9.22	94.40	8.84	89.60	8.12	
45	153.6	112.8	11.32	106.4	9.66	101.0	8.36	98.60	9.02	94.40	7.64	89.60	7.92	
	192.0	112.8	11.10	106.4	9.58	101.0	8.44	98.60	8.88	94.40	7.72	89.60	7.78	
	384.0	112.8	9.94	106.4	9.22	101.0	8.84	98.60	8.12	94.40	8.12	89.60	7.02	
	422.4	112.8	9.94	106.4	9.56	101.0	8.12	98.60	8.46	94.40	8.12	89.60	7.36	

7. Capacity Tables

Combi. (%)	Inlet Water Temp. (°C)	Water Flow Rate (LPM)	Indoor Air Temp. (°C, DB)											
			16.0		18.0		20.0		21.0		22.0		24.0	
			TC	PI	TC	PI	TC	PI	TC	PI	TC	PI	TC	PI
80	45	480.0	112.8	9.94	106.4	10.08	101.0	7.04	98.60	8.98	94.40	8.12	89.60	7.88
70	-5	153.6	39.40	13.32	37.00	12.68	35.00	12.26	34.60	11.56	34.40	11.16	33.80	10.14
		192.0	40.60	13.56	38.00	12.92	36.00	12.48	35.60	11.76	35.40	11.36	34.80	10.32
		384.0	46.20	14.74	43.40	14.06	41.00	13.60	40.60	12.80	40.40	12.34	39.60	11.24
		422.4	51.20	15.92	48.00	15.16	45.20	14.66	44.80	13.80	44.60	13.34	43.80	12.12
		480.0	58.80	17.70	55.00	16.82	51.60	16.26	51.20	15.30	51.00	14.84	50.20	13.44
	0	153.6	70.60	19.48	65.20	18.58	60.60	17.96	59.60	16.90	58.60	16.34	56.60	14.86
		192.0	71.00	19.54	65.60	18.62	61.00	18.02	60.00	16.94	59.00	16.38	56.80	14.90
		384.0	72.60	19.78	67.20	18.82	62.40	18.26	61.40	17.14	60.40	16.58	58.20	15.06
		422.4	73.80	19.78	68.20	18.82	63.20	18.26	62.20	17.14	61.40	16.58	59.00	15.06
		480.0	75.60	19.78	69.80	18.82	64.40	18.26	63.40	17.14	63.00	16.58	60.20	15.06
	5	153.6	97.60	21.24	92.40	20.20	88.00	19.56	86.20	18.44	82.20	17.78	78.40	16.14
		192.0	97.80	21.32	92.60	20.28	88.00	19.64	86.20	18.52	82.20	17.86	78.40	16.22
		384.0	98.60	21.76	93.20	20.72	88.20	20.08	86.20	18.86	82.20	18.26	78.40	16.58
		422.4	98.60	21.90	93.20	20.88	88.20	20.24	86.20	19.02	82.20	18.36	78.40	16.68
		480.0	98.60	22.12	93.20	21.12	88.20	20.48	86.20	19.26	82.20	18.52	78.40	16.84
	10	153.6	98.00	19.54	92.80	18.48	88.20	17.80	86.20	16.80	82.20	16.12	78.40	14.74
		192.0	98.20	19.52	92.80	18.44	88.20	17.76	86.20	16.80	82.20	16.12	78.40	14.74
		384.0	98.60	19.36	93.20	18.28	88.20	17.60	86.20	16.80	82.20	16.12	78.40	14.74
		422.4	98.60	19.44	93.20	18.36	88.20	17.68	86.20	16.88	82.20	16.00	78.40	14.78
		480.0	98.60	19.56	93.20	18.48	88.20	17.80	86.20	17.00	82.20	15.82	78.40	14.84
	15	153.6	98.60	17.86	93.20	16.76	88.20	16.04	86.20	15.18	82.20	14.46	78.40	13.36
		192.0	98.60	17.72	93.20	16.62	88.20	15.88	86.20	15.10	82.20	14.38	78.40	13.28
		384.0	98.60	16.96	93.20	15.86	88.20	15.08	86.20	14.74	82.20	13.98	78.40	12.88
		422.4	98.60	16.96	93.20	15.86	88.20	15.08	86.20	14.74	82.20	13.64	78.40	12.88
		480.0	98.60	16.96	93.20	15.86	88.20	15.08	86.20	14.74	82.20	13.14	78.40	12.88
	20	153.6	98.60	14.84	93.20	14.08	88.20	13.74	86.20	13.36	82.20	12.64	78.40	11.86
		192.0	98.60	14.76	93.20	14.00	88.20	13.66	86.20	13.28	82.20	12.56	78.40	11.80
		384.0	98.60	14.36	93.20	13.64	88.20	13.26	86.20	12.88	82.20	12.16	78.40	11.44
		422.4	98.60	14.36	93.20	13.64	88.20	13.26	86.20	12.54	82.20	12.16	78.40	11.06
		480.0	98.60	14.36	93.20	13.64	88.20	13.26	86.20	12.04	82.20	12.16	78.40	10.50
	25	153.6	98.60	13.36	93.20	12.64	88.20	11.86	86.20	11.52	82.20	10.66	78.40	9.94
		192.0	98.60	13.28	93.20	12.56	88.20	11.80	86.20	11.44	82.20	10.66	78.40	9.94
		384.0	98.60	12.88	93.20	12.16	88.20	11.44	86.20	11.06	82.20	10.66	78.40	9.94
		422.4	98.60	12.54	93.20	11.78	88.20	11.44	86.20	11.06	82.20	10.32	78.40	9.94
		480.0	98.60	12.04	93.20	11.22	88.20	11.44	86.20	11.06	82.20	9.82	78.40	9.94
	30	153.6	98.60	11.86	93.20	11.14	88.20	10.42	86.20	9.94	82.20	9.66	78.40	8.84
		192.0	98.60	11.80	93.20	11.06	88.20	10.34	86.20	9.94	82.20	9.58	78.40	8.84
		384.0	98.60	11.44	93.20	10.66	88.20	9.94	86.20	9.94	82.20	9.22	78.40	8.84
		422.4	98.60	11.44	93.20	10.66	88.20	9.94	86.20	9.56	82.20	9.22	78.40	8.84
		480.0	98.60	11.44	93.20	10.66	88.20	9.94	86.20	9.00	82.20	9.22	78.40	8.84
	35	153.6	98.60	10.76	93.20	10.04	88.20	9.22	86.20	9.32	82.20	8.46	78.40	8.22
		192.0	98.60	10.68	93.20	9.96	88.20	9.22	86.20	9.24	82.20	8.46	78.40	8.14
		384.0	98.60	10.32	93.20	9.56	88.20	9.22	86.20	8.84	82.20	8.46	78.40	7.74
		422.4	98.60	10.32	93.20	9.56	88.20	8.84	86.20	8.84	82.20	8.46	78.40	7.74
		480.0	98.60	10.32	93.20	9.56	88.20	8.28	86.20	8.84	82.20	8.46	78.40	7.74
	40	153.6	98.60	10.04	93.20	9.32	88.20	8.54	86.20	8.12	82.20	7.74	78.40	7.44
		192.0	98.60	9.96	93.20	9.24	88.20	8.48	86.20	8.12	82.20	7.74	78.40	7.38
		384.0	98.60	9.56	93.20	8.84	88.20	8.12	86.20	8.12	82.20	7.74	78.40	7.02
422.4		98.60	9.56	93.20	8.84	88.20	8.12	86.20	7.74	82.20	7.36	78.40	7.02	
480.0		98.60	9.56	93.20	8.84	88.20	8.12	86.20	7.18	82.20	6.80	78.40	7.02	
45	153.6	98.60	9.32	93.20	8.54	88.20	7.92	86.20	6.92	82.20	7.02	78.40	6.72	
	192.0	98.60	9.24	93.20	8.48	88.20	7.78	86.20	7.00	82.20	7.02	78.40	6.64	
	384.0	98.60	8.84	93.20	8.12	88.20	7.02	86.20	7.36	82.20	7.02	78.40	6.24	
	422.4	98.60	8.84	93.20	8.12	88.20	7.36	86.20	6.64	82.20	6.24	78.40	6.24	

7. Capacity Tables

Combi. (%)	Inlet Water Temp. (°C)	Water Flow Rate (LPM)	Indoor Air Temp. (°C, DB)											
			16.0		18.0		20.0		21.0		22.0		24.0	
			TC	PI	TC	PI	TC	PI	TC	PI	TC	PI	TC	PI
70	45	480.0	98.60	8.84	93.20	8.12	88.20	7.88	86.20	5.56	82.20	5.08	78.40	6.24
60	-5	153.6	33.80	10.80	31.80	10.40	30.00	10.00	29.60	9.28	29.60	9.14	29.00	8.16
		192.0	34.80	11.00	32.80	10.60	30.80	10.18	30.40	9.44	30.40	9.30	29.80	8.32
		384.0	39.80	12.00	37.20	11.54	35.20	11.08	34.80	10.28	34.60	10.14	34.00	9.06
		422.4	43.80	12.92	41.00	12.46	39.00	11.96	38.40	11.12	38.40	10.94	37.60	9.76
		480.0	49.80	14.30	46.80	13.84	44.80	13.28	43.80	12.38	44.20	12.14	43.00	10.82
	0	153.6	60.60	15.84	55.80	15.28	52.00	14.62	51.00	13.60	50.40	13.42	48.40	11.98
		192.0	61.00	15.88	56.00	15.32	52.20	14.66	51.20	13.64	50.60	13.46	48.60	12.00
		384.0	62.40	16.08	57.40	15.48	53.60	14.86	52.60	13.80	51.80	13.60	49.80	12.12
		422.4	63.20	16.08	58.40	15.48	54.60	14.86	53.40	13.80	52.60	13.60	50.60	12.12
		480.0	64.40	16.08	60.00	15.48	56.20	14.86	54.60	13.80	53.80	13.60	51.80	12.12
	5	153.6	83.80	17.26	79.00	16.60	75.80	15.92	73.80	14.82	70.60	14.60	67.20	13.00
		192.0	84.00	17.34	79.20	16.68	75.80	16.00	73.80	14.88	70.60	14.66	67.20	13.06
		384.0	84.60	17.68	79.80	17.04	75.80	16.34	73.80	15.20	70.60	14.98	67.20	13.34
		422.4	84.60	17.84	79.60	17.14	75.80	16.46	73.80	15.32	70.60	15.06	67.20	13.46
		480.0	84.60	18.08	79.40	17.30	75.80	16.64	73.80	15.50	70.60	15.18	67.20	13.64
	10	153.6	84.20	15.86	79.20	15.16	75.80	14.44	73.80	13.48	70.60	13.24	67.20	11.86
		192.0	84.20	15.86	79.40	15.16	75.80	14.44	73.80	13.52	70.60	13.24	67.20	11.88
		384.0	84.60	15.86	79.80	15.16	75.80	14.44	73.80	13.68	70.60	13.18	67.20	12.00
		422.4	84.60	15.88	79.60	15.02	75.80	14.28	73.80	13.52	70.60	13.06	67.20	11.88
		480.0	84.60	15.92	79.40	14.82	75.80	14.04	73.80	13.28	70.60	12.88	67.20	11.70
	15	153.6	84.60	14.46	79.60	13.74	75.80	12.96	73.80	12.16	70.60	11.86	67.20	10.66
		192.0	84.60	14.38	79.60	13.66	75.80	12.90	73.80	12.16	70.60	11.80	67.20	10.66
		384.0	84.60	13.98	79.60	13.26	75.80	12.54	73.80	12.16	70.60	11.44	67.20	10.66
		422.4	84.60	13.98	79.60	12.88	75.80	12.16	73.80	11.78	70.60	11.06	67.20	10.32
		480.0	84.60	13.98	79.60	12.32	75.80	11.60	73.80	11.22	70.60	10.50	67.20	9.82
	20	153.6	84.60	12.64	79.60	11.86	75.80	11.14	73.80	10.76	70.60	10.42	67.20	9.66
		192.0	84.60	12.56	79.60	11.80	75.80	11.06	73.80	10.68	70.60	10.34	67.20	9.58
		384.0	84.60	12.16	79.60	11.44	75.80	10.66	73.80	10.32	70.60	9.94	67.20	9.22
		422.4	84.60	12.16	79.60	11.44	75.80	10.66	73.80	10.32	70.60	9.94	67.20	9.22
		480.0	84.60	12.16	79.60	11.44	75.80	10.66	73.80	10.32	70.60	9.94	67.20	9.22
	25	153.6	84.60	11.14	79.60	10.42	75.80	9.56	73.80	9.66	70.60	8.84	67.20	8.54
		192.0	84.60	11.06	79.60	10.34	75.80	9.56	73.80	9.58	70.60	8.84	67.20	8.48
		384.0	84.60	10.66	79.60	9.94	75.80	9.56	73.80	9.22	70.60	8.84	67.20	8.12
		422.4	84.60	10.66	79.60	9.94	75.80	9.22	73.80	9.22	70.60	8.84	67.20	8.12
		480.0	84.60	10.66	79.60	9.94	75.80	8.72	73.80	9.22	70.60	8.84	67.20	8.12
	30	153.6	84.60	10.04	79.60	9.32	75.80	8.94	73.80	8.54	70.60	8.22	67.20	7.84
		192.0	84.60	9.96	79.60	9.24	75.80	8.86	73.80	8.48	70.60	8.14	67.20	7.76
		384.0	84.60	9.56	79.60	8.84	75.80	8.46	73.80	8.12	70.60	7.74	67.20	7.36
		422.4	84.60	9.56	79.60	8.84	75.80	8.46	73.80	8.12	70.60	7.74	67.20	7.36
		480.0	84.60	9.56	79.60	8.84	75.80	8.46	73.80	8.12	70.60	7.74	67.20	7.36
	35	153.6	84.60	8.84	79.60	8.54	75.80	7.74	73.80	7.84	70.60	7.44	67.20	7.10
		192.0	84.60	8.84	79.60	8.48	75.80	7.74	73.80	7.76	70.60	7.38	67.20	7.02
		384.0	84.60	8.84	79.60	8.12	75.80	7.74	73.80	7.36	70.60	7.02	67.20	6.64
		422.4	84.60	8.84	79.60	8.12	75.80	7.36	73.80	7.36	70.60	7.02	67.20	6.64
		480.0	84.60	8.84	79.60	8.12	75.80	6.80	73.80	7.36	70.60	7.02	67.20	6.64
	40	153.6	84.60	8.12	79.60	7.84	75.80	7.02	73.80	7.10	70.60	6.72	67.20	6.24
		192.0	84.60	8.12	79.60	7.76	75.80	7.02	73.80	7.02	70.60	6.64	67.20	6.24
		384.0	84.60	8.12	79.60	7.36	75.80	7.02	73.80	6.64	70.60	6.24	67.20	6.24
422.4		84.60	8.12	79.60	7.36	75.80	7.02	73.80	6.64	70.60	6.24	67.20	6.24	
480.0		84.60	8.12	79.60	7.36	75.80	7.02	73.80	6.64	70.60	6.24	67.20	6.24	
45	153.6	84.60	7.36	79.60	7.10	75.80	6.24	73.80	6.34	70.60	6.00	67.20	5.42	
	192.0	84.60	7.36	79.60	7.02	75.80	6.24	73.80	6.26	70.60	5.92	67.20	5.50	
	384.0	84.60	7.36	79.60	6.64	75.80	6.24	73.80	5.90	70.60	5.52	67.20	5.90	
	422.4	84.60	7.36	79.60	6.64	75.80	6.64	73.80	5.90	70.60	5.52	67.20	5.90	

7. Capacity Tables

Combi. (%)	Inlet Water Temp. (°C)	Water Flow Rate (LPM)	Indoor Air Temp. (°C, DB)											
			16.0		18.0		20.0		21.0		22.0		24.0	
			TC	PI	TC	PI	TC	PI	TC	PI	TC	PI	TC	PI
60	45	480.0	84.60	7.36	79.60	6.64	75.80	7.24	73.80	5.90	70.60	5.52	67.20	5.90
50	-5	153.6	28.20	8.62	26.60	8.16	25.00	7.72	24.60	7.30	24.60	6.86	24.20	6.50
		192.0	29.00	8.78	27.40	8.32	25.80	7.86	25.40	7.44	25.40	6.98	24.80	6.62
		384.0	33.00	9.52	31.00	9.06	29.40	8.54	29.00	8.12	28.80	7.62	28.20	7.16
		422.4	36.40	10.28	34.20	9.76	32.40	9.22	32.00	8.76	31.80	8.20	31.20	7.74
		480.0	41.60	11.42	39.00	10.82	37.00	10.24	36.60	9.72	36.40	9.08	35.80	8.62
	0	153.6	50.40	12.62	46.60	11.98	43.40	11.28	42.40	10.70	41.80	10.06	40.40	9.50
		192.0	50.60	12.64	46.80	12.00	43.60	11.32	42.60	10.74	42.00	10.08	40.60	9.52
		384.0	51.80	12.76	48.00	12.12	44.60	11.46	43.80	10.90	43.20	10.22	41.40	9.64
		422.4	52.60	12.76	48.60	12.12	45.20	11.46	44.40	10.90	43.80	10.22	42.20	9.64
		480.0	53.80	12.76	49.60	12.12	46.20	11.46	45.40	10.90	44.80	10.22	43.40	9.64
	5	153.6	69.60	13.72	66.00	13.00	63.00	12.28	61.40	11.68	58.80	10.96	56.00	10.30
		192.0	69.80	13.78	66.20	13.06	63.00	12.34	61.40	11.72	58.80	11.00	56.00	10.36
		384.0	70.40	14.06	66.60	13.34	63.00	12.62	61.40	11.96	58.80	11.20	56.00	10.60
		422.4	70.40	14.18	66.40	13.46	63.00	12.68	61.40	12.04	58.80	11.32	56.00	10.66
		480.0	70.40	14.36	66.20	13.64	63.00	12.78	61.40	12.16	58.80	11.50	56.00	10.76
	10	153.6	70.00	12.64	66.20	11.90	63.00	11.18	61.40	10.68	58.80	9.88	56.00	9.44
		192.0	70.00	12.62	66.20	11.90	63.00	11.16	61.40	10.66	58.80	9.90	56.00	9.42
		384.0	70.40	12.54	66.60	11.86	63.00	11.08	61.40	10.60	58.80	10.02	56.00	9.34
		422.4	70.40	12.62	66.40	11.88	63.00	11.12	61.40	10.64	58.80	9.86	56.00	9.38
		480.0	70.40	12.74	66.20	11.92	63.00	11.18	61.40	10.70	58.80	9.62	56.00	9.44
	15	153.6	70.40	11.52	66.40	10.76	63.00	10.04	61.40	9.66	58.80	8.84	56.00	8.54
		192.0	70.40	11.44	66.40	10.68	63.00	9.96	61.40	9.58	58.80	8.84	56.00	8.48
		384.0	70.40	11.06	66.40	10.32	63.00	9.56	61.40	9.22	58.80	8.84	56.00	8.12
		422.4	70.40	11.06	66.40	10.32	63.00	9.56	61.40	9.22	58.80	8.46	56.00	8.12
		480.0	70.40	11.06	66.40	10.32	63.00	9.56	61.40	9.22	58.80	7.90	56.00	8.12
	20	153.6	70.40	10.04	66.40	9.32	63.00	8.94	61.40	8.54	58.80	8.22	56.00	7.36
		192.0	70.40	9.96	66.40	9.24	63.00	8.86	61.40	8.48	58.80	8.14	56.00	7.36
		384.0	70.40	9.56	66.40	8.84	63.00	8.46	61.40	8.12	58.80	7.74	56.00	7.36
		422.4	70.40	9.56	66.40	8.84	63.00	8.46	61.40	8.12	58.80	7.74	56.00	7.36
		480.0	70.40	9.56	66.40	8.84	63.00	8.46	61.40	8.12	58.80	7.74	56.00	7.36
	25	153.6	70.40	8.94	66.40	8.12	63.00	7.84	61.40	7.36	58.80	7.02	56.00	6.64
		192.0	70.40	8.86	66.40	8.12	63.00	7.76	61.40	7.36	58.80	7.02	56.00	6.64
		384.0	70.40	8.46	66.40	8.12	63.00	7.36	61.40	7.36	58.80	7.02	56.00	6.64
		422.4	70.40	8.46	66.40	8.12	63.00	7.36	61.40	7.36	58.80	7.02	56.00	6.64
		480.0	70.40	8.46	66.40	8.12	63.00	7.36	61.40	7.36	58.80	7.02	56.00	6.64
	30	153.6	70.40	8.22	66.40	7.44	63.00	7.10	61.40	6.64	58.80	6.72	56.00	6.34
		192.0	70.40	8.14	66.40	7.38	63.00	7.02	61.40	6.64	58.80	6.64	56.00	6.26
		384.0	70.40	7.74	66.40	7.02	63.00	6.64	61.40	6.64	58.80	6.24	56.00	5.90
		422.4	70.40	7.74	66.40	7.02	63.00	6.64	61.40	6.64	58.80	6.24	56.00	5.90
		480.0	70.40	7.74	66.40	7.02	63.00	6.64	61.40	6.64	58.80	6.24	56.00	5.90
	35	153.6	70.40	7.44	66.40	6.64	63.00	6.24	61.40	6.34	58.80	5.90	56.00	5.52
		192.0	70.40	7.38	66.40	6.64	63.00	6.24	61.40	6.26	58.80	5.90	56.00	5.52
		384.0	70.40	7.02	66.40	6.64	63.00	6.24	61.40	5.90	58.80	5.90	56.00	5.52
		422.4	70.40	7.02	66.40	6.64	63.00	6.24	61.40	5.90	58.80	5.90	56.00	5.52
		480.0	70.40	7.02	66.40	6.64	63.00	6.24	61.40	5.90	58.80	5.90	56.00	5.52
	40	153.6	70.40	6.72	66.40	6.34	63.00	6.00	61.40	5.52	58.80	5.62	56.00	5.14
		192.0	70.40	6.64	66.40	6.26	63.00	5.92	61.40	5.52	58.80	5.54	56.00	5.14
		384.0	70.40	6.24	66.40	5.90	63.00	5.52	61.40	5.52	58.80	5.14	56.00	5.14
422.4		70.40	6.24	66.40	5.90	63.00	5.52	61.40	5.52	58.80	5.14	56.00	5.14	
480.0		70.40	6.24	66.40	5.90	63.00	5.52	61.40	5.52	58.80	5.14	56.00	5.14	
45	153.6	70.40	6.00	66.40	6.10	63.00	5.70	61.40	4.72	58.80	5.32	56.00	4.80	
	192.0	70.40	5.92	66.40	5.94	63.00	5.56	61.40	4.80	58.80	5.18	56.00	4.80	
	384.0	70.40	5.52	66.40	5.14	63.00	4.80	61.40	5.14	58.80	4.42	56.00	4.80	
	422.4	70.40	5.52	66.40	5.14	63.00	4.80	61.40	5.14	58.80	4.42	56.00	4.80	

7. Capacity Tables

Combi. (%)	Inlet Water Temp. (°C)	Water Flow Rate (LPM)	Indoor Air Temp. (°C, DB)											
			16.0		18.0		20.0		21.0		22.0		24.0	
			TC	PI	TC	PI	TC	PI	TC	PI	TC	PI	TC	PI
50	45	480.0	70.40	5.52	66.40	5.14	63.00	4.80	61.40	5.14	58.80	4.42	56.00	4.80

Note

- TC: Total Capacity(kW), PI : Power Input(kW)
- Capacity tables show the average value of conditions which may occur.
- The minimum flow rate of the product is based on 50% of the rated flow rate or the value indicated in the specification table, whichever is greater.
However, when the 'Variable Water Flow Valve Control KIT' is applied, the minimum flow rate is allowed to 40% (gray colored area) of the rated flow rate.
- If the flow rate is less than minimum flow rate and the indoor unit combination ratio exceeds 130%, ask to LG Electronics even if the 'Variable Water Flow Valve Control KIT' is applied.

7. Capacity Tables

CRWM420LAS5

Combi. (%)	Inlet Water Temp. (°C)	Water Flow Rate (LPM)	Indoor Air Temp. (°C, DB)											
			16.0		18.0		20.0		21.0		22.0		24.0	
			TC	PI	TC	PI	TC	PI	TC	PI	TC	PI	TC	PI
130	-5	161.6	62.60	22.34	62.10	21.04	61.80	19.57	60.90	19.00	61.60	18.51	59.90	16.59
		220.5	65.20	22.79	64.60	21.52	64.30	20.06	63.40	19.48	64.10	18.97	62.40	17.02
		404.0	73.20	24.27	72.60	23.06	72.30	21.70	71.30	21.08	72.00	20.48	70.30	18.39
		476.3	81.00	25.82	80.20	24.63	79.80	23.39	78.80	22.77	79.80	22.11	77.70	19.82
		525.5	87.50	27.16	86.40	26.00	86.00	24.87	85.00	24.24	86.20	23.52	83.80	21.07
	0	161.6	111.8	30.55	109.2	29.64	106.9	28.68	104.6	27.87	105.0	27.11	100.2	24.26
		220.5	112.6	30.65	110.0	29.72	107.7	28.77	105.4	27.97	105.8	27.19	101.0	24.34
		404.0	115.2	30.96	112.4	30.01	110.1	29.09	107.7	28.28	108.1	27.47	103.3	24.63
		476.3	117.0	30.96	114.0	30.01	111.7	29.09	109.2	28.28	109.7	27.47	104.7	24.63
		525.5	118.3	30.96	115.4	30.01	113.1	29.09	110.5	28.28	110.9	27.47	106.0	24.63
	5	161.6	161.1	32.84	158.6	32.03	155.3	31.21	151.4	30.33	147.3	29.49	139.2	26.41
		220.5	161.8	33.01	159.0	32.21	155.3	31.39	151.4	30.51	147.3	29.66	139.2	26.58
		404.0	163.8	33.57	160.0	32.78	155.4	32.00	151.4	31.12	147.3	30.23	139.2	27.11
		476.3	164.8	33.80	160.5	32.99	155.4	32.22	151.4	31.33	147.3	30.45	139.2	27.29
		525.5	165.7	33.99	160.8	33.18	155.4	32.40	151.4	31.52	147.3	30.63	139.2	27.45
	10	161.6	161.2	29.88	158.6	28.88	154.8	28.34	150.8	27.71	146.8	26.75	138.6	24.14
		220.5	162.4	29.83	159.5	28.91	155.6	28.39	151.6	27.70	147.5	26.73	139.3	24.12
		404.0	166.0	29.61	162.3	29.01	157.9	28.60	153.9	27.66	149.5	26.67	141.3	24.06
		476.3	166.9	30.01	163.4	29.42	159.0	28.72	154.5	27.77	150.6	27.11	142.2	25.19
		525.5	167.6	30.37	164.3	29.77	159.9	28.82	155.1	27.86	151.5	27.49	142.9	26.19
	15	161.6	161.5	26.93	158.7	25.78	154.2	25.51	150.1	25.08	146.1	24.01	138.0	21.89
		220.5	163.1	26.63	160.2	25.65	155.7	25.45	151.7	24.86	147.5	23.79	139.4	21.67
		404.0	168.1	25.60	164.7	25.23	160.4	25.23	156.3	24.16	151.8	23.09	143.7	20.96
		476.3	169.0	26.21	166.3	25.82	162.3	25.23	157.9	24.16	153.9	23.76	145.3	23.09
		525.5	169.7	26.75	167.6	26.32	163.9	25.23	159.2	24.16	155.6	24.35	146.7	24.94
	20	161.6	167.6	24.70	164.6	23.56	160.2	23.04	155.8	22.30	151.2	21.81	142.3	21.14
		220.5	169.2	24.50	166.2	23.54	161.8	23.02	157.3	22.42	152.8	21.98	143.9	20.94
		404.0	174.3	23.83	171.2	23.47	166.4	22.95	161.9	22.77	157.9	22.55	148.9	20.27
		476.3	174.9	23.83	172.4	23.47	168.4	23.09	163.6	22.77	159.1	22.55	150.1	21.55
		525.5	175.5	23.83	173.5	23.47	170.1	23.21	164.9	22.77	160.1	22.55	151.1	22.65
	25	161.6	177.0	23.56	172.4	22.87	168.4	22.49	165.2	22.12	161.5	21.80	152.2	20.36
		220.5	177.0	23.45	172.4	22.82	168.4	22.38	165.2	22.02	161.5	21.69	152.2	20.25
		404.0	177.0	23.09	172.4	22.68	168.4	22.02	165.2	21.70	161.5	21.33	152.2	19.89
		476.3	177.0	22.77	172.4	22.11	168.4	21.70	165.2	21.33	161.5	20.96	152.2	19.57
		525.5	177.0	22.49	172.4	21.60	168.4	21.42	165.2	21.02	161.5	20.65	152.2	19.29
	30	161.6	177.0	22.95	172.4	21.81	168.4	21.61	165.2	21.04	161.5	20.82	152.2	19.38
		220.5	177.0	22.73	172.4	21.76	168.4	21.47	165.2	20.96	161.5	20.60	152.2	19.17
		404.0	177.0	22.02	172.4	21.62	168.4	20.96	165.2	20.64	161.5	19.89	152.2	18.50
		476.3	177.0	21.70	172.4	21.04	168.4	20.64	165.2	20.27	161.5	19.89	152.2	18.50
		525.5	177.0	21.42	172.4	20.53	168.4	20.36	165.2	19.95	161.5	19.89	152.2	18.50
	35	161.6	177.0	21.89	172.4	21.15	168.4	20.73	165.2	19.98	161.5	19.29	152.2	17.93
		220.5	177.0	21.67	172.4	21.01	168.4	20.63	165.2	19.89	161.5	19.18	152.2	17.73
		404.0	177.0	20.96	172.4	20.55	168.4	20.27	165.2	19.57	161.5	18.83	152.2	17.06
		476.3	177.0	20.96	172.4	20.34	168.4	19.89	165.2	19.20	161.5	18.50	152.2	17.06
		525.5	177.0	20.96	172.4	20.16	168.4	19.58	165.2	18.89	161.5	18.22	152.2	17.06
	40	161.6	177.0	21.14	172.4	20.47	168.4	20.07	165.2	19.38	161.5	18.69	152.2	16.87
		220.5	177.0	20.94	172.4	20.33	168.4	19.87	165.2	19.17	161.5	18.47	152.2	16.68
		404.0	177.0	20.27	172.4	19.82	168.4	19.20	165.2	18.50	161.5	17.76	152.2	16.01
476.3		177.0	19.89	172.4	19.50	168.4	19.20	165.2	18.50	161.5	17.76	152.2	16.01	
525.5		177.0	19.58	172.4	19.22	168.4	19.20	165.2	18.50	161.5	17.76	152.2	16.01	
45	161.6	177.0	20.44	172.4	19.76	168.4	19.46	165.2	18.77	161.5	18.03	152.2	15.80	
	220.5	177.0	20.24	172.4	19.62	168.4	19.16	165.2	18.47	161.5	17.73	152.2	15.61	
	404.0	177.0	19.57	172.4	19.13	168.4	18.13	165.2	17.43	161.5	16.70	152.2	14.94	
	476.3	177.0	18.83	172.4	18.65	168.4	18.50	165.2	17.76	161.5	17.06	152.2	14.94	

7. Capacity Tables

Combi. (%)	Inlet Water Temp. (°C)	Water Flow Rate (LPM)	Indoor Air Temp. (°C, DB)											
			16.0		18.0		20.0		21.0		22.0		24.0	
			TC	PI	TC	PI	TC	PI	TC	PI	TC	PI	TC	PI
130	45	525.5	177.0	18.18	172.4	18.23	168.4	18.82	165.2	18.05	161.5	17.38	152.2	14.94
120	-5	161.6	59.40	22.34	59.00	21.04	58.70	19.57	57.90	18.75	58.40	18.21	56.90	16.29
		220.5	61.90	22.79	61.50	21.52	61.20	20.06	60.40	19.23	60.90	18.67	59.30	16.72
		404.0	69.70	24.27	69.10	23.06	68.70	21.70	67.80	20.77	68.40	20.19	66.60	18.09
		476.3	76.90	25.82	76.20	24.63	75.80	23.39	75.00	22.43	75.60	21.77	73.50	19.50
		525.5	82.70	27.16	82.10	26.00	81.70	24.87	80.90	23.88	81.50	23.15	79.30	20.73
	0	161.6	106.3	30.55	103.8	29.64	101.4	28.68	99.50	27.47	99.50	26.70	94.90	23.87
		220.5	107.1	30.65	104.6	29.72	102.2	28.77	100.2	27.56	100.2	26.78	95.60	23.95
		404.0	109.4	30.96	106.8	30.01	104.6	29.09	102.4	27.87	102.4	27.06	97.80	24.24
		476.3	111.1	30.96	108.6	30.01	106.2	29.09	104.0	27.87	103.9	27.06	99.30	24.24
		525.5	112.4	30.96	109.9	30.01	107.6	29.09	105.3	27.87	105.1	27.06	100.6	24.24
	5	161.6	153.3	32.84	151.0	32.03	147.6	31.21	144.1	29.88	139.6	29.05	131.9	26.02
		220.5	154.0	33.01	151.3	32.21	147.6	31.39	144.1	30.06	139.6	29.22	131.9	26.18
		404.0	156.0	33.57	152.4	32.78	147.6	32.00	144.1	30.67	139.6	29.79	131.9	26.67
		476.3	156.9	33.80	151.5	32.99	147.6	32.22	144.1	30.89	139.6	30.01	131.9	26.85
		525.5	157.6	33.99	150.7	33.18	147.6	32.40	144.1	31.08	139.6	30.21	131.9	27.01
	10	161.6	153.9	29.50	151.0	28.69	147.3	28.10	143.7	27.25	139.2	26.35	131.7	23.69
		220.5	154.8	29.63	151.8	28.82	147.8	28.22	144.2	27.30	139.7	26.33	132.1	23.72
		404.0	157.5	30.01	154.1	29.24	149.3	28.60	145.8	27.43	141.1	26.26	133.3	23.83
		476.3	158.3	29.90	153.6	29.24	150.0	28.72	146.4	27.55	141.7	26.37	133.9	24.63
		525.5	159.0	29.80	153.1	29.24	150.5	28.82	146.9	27.65	142.2	26.47	134.5	25.33
	15	161.6	154.3	26.17	151.2	25.39	146.8	25.00	143.3	24.63	138.8	23.64	131.2	21.43
		220.5	155.5	26.23	152.4	25.46	147.8	25.05	144.3	24.52	139.7	23.44	132.1	21.32
		404.0	158.7	26.44	155.8	25.67	151.0	25.23	147.3	24.16	142.4	22.77	134.8	20.96
		476.3	159.6	26.04	155.7	25.45	152.2	25.23	148.5	24.16	143.7	22.77	136.0	22.40
		525.5	160.3	25.70	155.5	25.25	153.2	25.23	149.5	24.16	144.7	22.77	137.0	23.64
	20	161.6	158.6	23.53	155.6	22.53	150.9	21.93	146.8	21.62	141.9	21.35	134.4	20.27
		220.5	159.9	23.53	156.8	22.63	151.9	22.05	148.0	21.71	143.1	21.33	135.3	20.18
		404.0	163.7	23.53	160.2	22.95	155.0	22.40	151.4	22.02	146.4	21.26	138.3	19.89
		476.3	164.4	23.32	160.1	22.77	156.3	22.40	152.2	22.02	147.3	21.33	139.2	20.64
		525.5	165.1	23.14	160.0	22.60	157.3	22.40	152.9	22.02	147.9	21.40	139.9	21.28
	25	161.6	166.3	22.26	161.5	21.22	156.3	20.82	152.9	20.36	148.9	19.98	140.7	18.59
		220.5	166.4	22.17	161.5	21.18	156.3	20.78	152.9	20.25	148.9	19.89	140.7	18.49
		404.0	166.8	21.84	161.5	21.04	156.3	20.64	152.9	19.89	148.9	19.57	140.7	18.13
		476.3	167.3	21.04	161.5	20.48	156.3	20.27	152.9	19.89	148.9	19.20	140.7	18.13
		525.5	167.6	20.33	161.5	20.00	156.3	19.95	152.9	19.89	148.9	18.89	140.7	18.13
	30	161.6	167.3	21.29	161.5	20.23	156.3	19.66	152.9	18.91	148.9	18.69	140.7	17.16
		220.5	167.3	21.08	161.5	20.09	156.3	19.55	152.9	18.82	148.9	18.47	140.7	17.05
		404.0	167.3	20.41	161.5	19.63	156.3	19.20	152.9	18.50	148.9	17.76	140.7	16.70
		476.3	167.3	19.75	161.5	19.20	156.3	18.83	152.9	18.50	148.9	17.76	140.7	16.37
		525.5	167.3	19.18	161.5	18.83	156.3	18.50	152.9	18.50	148.9	17.76	140.7	16.09
	35	161.6	167.3	20.33	161.5	19.22	156.3	18.69	152.9	17.93	148.9	17.24	140.7	15.71
		220.5	167.3	20.00	161.5	19.02	156.3	18.47	152.9	17.73	148.9	17.04	140.7	15.62
		404.0	167.3	18.90	161.5	18.35	156.3	17.76	152.9	17.06	148.9	16.37	140.7	15.30
		476.3	167.3	18.69	161.5	18.21	156.3	17.76	152.9	17.06	148.9	16.37	140.7	14.94
		525.5	167.3	18.51	161.5	18.07	156.3	17.76	152.9	17.06	148.9	16.37	140.7	14.63
	40	161.6	167.3	19.73	161.5	18.34	156.3	17.62	152.9	16.87	148.9	16.17	140.7	14.65
		220.5	167.3	19.29	161.5	18.09	156.3	17.40	152.9	16.68	148.9	15.97	140.7	14.56
		404.0	167.3	17.84	161.5	17.28	156.3	16.70	152.9	16.01	148.9	15.30	140.7	14.23
476.3		167.3	17.62	161.5	17.06	156.3	16.70	152.9	16.01	148.9	15.30	140.7	13.87	
525.5		167.3	17.44	161.5	16.88	156.3	16.70	152.9	16.01	148.9	15.30	140.7	13.55	
45	161.6	167.3	19.12	161.5	17.47	156.3	16.55	152.9	15.80	148.9	15.11	140.7	13.59	
	220.5	167.3	18.58	161.5	17.18	156.3	16.33	152.9	15.61	148.9	14.90	140.7	13.49	
	404.0	167.3	16.77	161.5	16.22	156.3	15.63	152.9	14.94	148.9	14.23	140.7	13.16	
	476.3	167.3	16.55	161.5	15.92	156.3	15.63	152.9	14.94	148.9	14.23	140.7	12.80	

7. Capacity Tables

Combi. (%)	Inlet Water Temp. (°C)	Water Flow Rate (LPM)	Indoor Air Temp. (°C, DB)											
			16.0		18.0		20.0		21.0		22.0		24.0	
			TC	PI	TC	PI	TC	PI	TC	PI	TC	PI	TC	PI
120	45	525.5	167.3	16.35	161.5	15.68	156.3	15.63	152.9	14.94	148.9	14.23	140.7	12.49
110	-5	161.6	56.30	22.62	55.90	21.04	55.60	19.57	55.00	18.75	55.10	18.21	54.00	16.29
		220.5	58.60	23.07	58.20	21.52	57.90	20.06	57.30	19.23	57.40	18.67	56.20	16.72
		404.0	65.80	24.57	65.50	23.06	65.10	21.70	64.50	20.77	64.50	20.19	63.10	18.09
		476.3	72.70	26.15	72.30	24.63	71.90	23.39	71.10	22.43	71.10	21.77	69.70	19.50
		525.5	78.20	27.53	77.80	26.00	77.40	24.87	76.70	23.88	76.70	23.15	75.10	20.73
	0	161.6	100.6	30.96	98.30	29.64	96.30	28.68	94.50	27.47	93.60	26.70	90.10	23.87
		220.5	101.3	31.04	99.00	29.72	97.00	28.77	95.20	27.56	94.30	26.78	90.80	23.95
		404.0	103.5	31.33	101.3	30.01	99.10	29.09	97.20	27.87	96.40	27.06	92.70	24.24
		476.3	105.0	31.33	102.9	30.01	100.7	29.09	98.70	27.87	97.80	27.06	94.00	24.24
		525.5	106.3	31.33	104.3	30.01	101.9	29.09	99.90	27.87	99.10	27.06	95.20	24.24
	5	161.6	146.7	33.28	143.2	32.03	139.8	31.21	136.7	29.88	131.4	29.05	125.0	26.02
		220.5	147.3	33.45	143.5	32.21	139.9	31.39	136.7	30.06	131.4	29.22	125.0	26.18
		404.0	149.1	34.01	144.6	32.78	140.1	32.00	136.7	30.67	131.4	29.79	125.0	26.67
		476.3	150.0	34.24	144.9	32.99	140.1	32.22	136.7	30.89	131.4	30.01	125.0	26.85
		525.5	150.7	34.44	145.1	33.18	140.1	32.40	136.7	31.08	131.4	30.21	125.0	27.01
	10	161.6	147.2	29.85	143.7	28.82	139.7	28.20	136.5	27.25	131.2	26.35	124.9	23.69
		220.5	147.9	29.90	144.2	28.92	140.0	28.29	136.8	27.30	131.5	26.33	125.2	23.72
		404.0	150.0	30.11	145.5	29.24	140.7	28.60	137.6	27.43	132.3	26.26	125.6	23.83
		476.3	150.8	30.11	146.1	29.24	141.3	28.53	137.8	27.36	132.5	26.37	126.0	24.09
		525.5	151.5	30.11	146.7	29.24	141.9	28.47	138.0	27.29	132.8	26.47	126.3	24.31
	15	161.6	147.6	26.40	143.8	25.67	139.6	25.23	136.3	24.63	131.1	23.64	124.8	21.43
		220.5	148.4	26.35	144.5	25.67	140.1	25.23	136.8	24.52	131.6	23.44	125.2	21.32
		404.0	150.8	26.21	146.4	25.67	141.7	25.23	138.3	24.16	133.2	22.77	126.3	20.96
		476.3	151.6	26.04	147.2	25.45	142.4	24.90	138.8	23.83	133.5	22.77	127.0	21.33
		525.5	152.3	25.90	147.9	25.25	143.0	24.62	139.2	23.55	133.9	22.77	127.7	21.65
	20	161.6	150.4	22.79	146.4	22.25	141.6	21.70	137.7	21.33	132.8	20.73	125.8	19.38
		220.5	151.3	22.84	146.9	22.25	142.1	21.70	138.4	21.33	133.3	20.63	126.3	19.34
		404.0	154.4	23.03	148.8	22.25	143.7	21.70	140.4	21.33	134.8	20.27	128.2	19.20
		476.3	155.4	23.03	150.0	22.25	144.5	21.70	140.7	20.96	135.5	20.27	128.6	19.20
		525.5	156.3	23.03	150.9	22.25	145.2	21.70	141.0	20.65	136.1	20.27	128.8	19.20
	25	161.6	155.1	20.74	150.6	19.98	144.5	19.66	141.3	18.91	136.4	18.22	129.1	16.70
		220.5	155.5	20.69	150.6	19.89	144.5	19.55	141.3	18.82	136.4	18.11	129.1	16.70
		404.0	156.6	20.55	150.6	19.57	144.5	19.20	141.3	18.50	136.4	17.76	129.1	16.70
		476.3	157.5	20.55	150.6	19.63	144.5	18.83	141.3	18.50	136.4	17.43	129.1	16.37
		525.5	158.2	20.55	150.6	19.69	144.5	18.50	141.3	18.50	136.4	17.15	129.1	16.09
	30	161.6	157.5	18.91	150.6	18.22	144.5	17.53	141.3	17.16	136.4	16.09	129.1	15.03
		220.5	157.5	18.82	150.6	18.11	144.5	17.42	141.3	17.05	136.4	15.98	129.1	14.92
		404.0	157.5	18.50	150.6	17.76	144.5	17.06	141.3	16.70	136.4	15.63	129.1	14.56
		476.3	157.5	18.35	150.6	17.43	144.5	16.70	141.3	16.37	136.4	15.63	129.1	14.56
		525.5	157.5	18.24	150.6	17.15	144.5	16.39	141.3	16.09	136.4	15.63	129.1	14.56
	35	161.6	157.5	17.93	150.6	16.77	144.5	16.09	141.3	15.39	136.4	14.65	129.1	13.59
		220.5	157.5	17.73	150.6	16.69	144.5	15.98	141.3	15.28	136.4	14.56	129.1	13.49
		404.0	157.5	17.06	150.6	16.37	144.5	15.63	141.3	14.94	136.4	14.23	129.1	13.16
		476.3	157.5	16.62	150.6	16.01	144.5	15.30	141.3	14.94	136.4	14.23	129.1	13.16
		525.5	157.5	16.24	150.6	15.69	144.5	15.02	141.3	14.94	136.4	14.23	129.1	13.16
	40	161.6	157.5	16.87	150.6	16.17	144.5	15.11	141.3	14.32	136.4	13.59	129.1	12.51
		220.5	157.5	16.68	150.6	15.97	144.5	14.90	141.3	14.22	136.4	13.49	129.1	12.43
		404.0	157.5	16.01	150.6	15.30	144.5	14.23	141.3	13.87	136.4	13.16	129.1	12.11
476.3		157.5	15.77	150.6	14.94	144.5	14.23	141.3	13.49	136.4	12.80	129.1	11.74	
525.5		157.5	15.57	150.6	14.63	144.5	14.23	141.3	13.18	136.4	12.49	129.1	11.42	
45	161.6	157.5	15.80	150.6	15.57	144.5	14.13	141.3	13.26	136.4	12.51	129.1	11.45	
	220.5	157.5	15.61	150.6	15.26	144.5	13.83	141.3	13.15	136.4	12.43	129.1	11.36	
	404.0	157.5	14.94	150.6	14.23	144.5	12.80	141.3	12.80	136.4	12.11	129.1	11.04	
	476.3	157.5	14.94	150.6	13.87	144.5	13.16	141.3	12.11	136.4	11.36	129.1	10.29	

7. Capacity Tables

Combi. (%)	Inlet Water Temp. (°C)	Water Flow Rate (LPM)	Indoor Air Temp. (°C, DB)											
			16.0		18.0		20.0		21.0		22.0		24.0	
			TC	PI	TC	PI	TC	PI	TC	PI	TC	PI	TC	PI
110	45	525.5	157.5	14.94	150.6	13.55	144.5	13.48	141.3	11.50	136.4	10.72	129.1	9.64
		161.6	53.10	22.62	52.80	21.33	52.50	19.57	52.10	18.75	51.60	17.91	50.60	16.29
100	-5	220.5	55.30	23.07	55.00	21.81	54.70	20.06	54.30	19.23	53.80	18.37	52.80	16.72
		404.0	62.40	24.57	61.90	23.35	61.50	21.70	60.90	20.77	60.40	19.89	59.40	18.09
		476.3	68.80	26.15	68.30	24.98	67.80	23.39	67.30	22.43	66.80	21.45	65.60	19.50
		525.5	74.20	27.53	73.50	26.39	73.10	24.87	72.70	23.88	72.00	22.80	70.70	20.73
		161.6	95.10	30.96	93.00	30.04	91.00	28.68	89.40	27.47	87.80	26.29	84.90	23.87
	0	220.5	95.80	31.04	93.70	30.12	91.70	28.77	90.10	27.56	88.50	26.38	85.40	23.95
		404.0	97.80	31.33	95.70	30.42	93.60	29.09	92.00	27.87	90.50	26.67	87.30	24.24
		476.3	99.30	31.33	97.20	30.42	95.10	29.09	93.40	27.87	91.80	26.67	88.60	24.24
		525.5	100.6	31.33	98.50	30.42	96.40	29.09	94.60	27.87	92.80	26.67	89.60	24.24
		161.6	140.3	33.28	135.6	32.47	132.1	31.21	129.6	29.88	123.3	28.60	117.6	26.02
	5	220.5	140.9	33.45	136.0	32.64	132.1	31.39	129.6	30.06	123.3	28.77	117.6	26.18
		404.0	142.8	34.01	136.9	33.21	132.3	32.00	129.6	30.67	123.3	29.35	117.6	26.67
		476.3	143.7	34.24	137.1	33.44	132.3	32.22	129.6	30.89	123.3	29.54	117.6	26.85
		525.5	144.3	34.44	137.4	33.63	132.3	32.40	129.6	31.08	123.3	29.70	117.6	27.01
		161.6	141.1	29.76	136.1	29.11	132.3	28.20	129.6	27.25	123.3	25.90	117.6	23.69
	10	220.5	141.5	29.93	136.4	29.22	132.3	28.29	129.6	27.30	123.3	25.93	117.6	23.72
		404.0	142.8	30.45	137.0	29.57	132.3	28.60	129.6	27.43	123.3	26.04	117.6	23.83
		476.3	143.8	30.34	137.6	29.57	132.3	28.53	129.6	27.36	123.3	25.96	117.6	23.72
		525.5	144.7	30.26	138.2	29.57	132.3	28.47	129.6	27.29	123.3	25.89	117.6	23.62
		161.6	141.8	26.24	136.6	25.79	132.3	25.23	129.6	24.63	123.3	23.18	117.6	21.43
	15	220.5	142.1	26.40	136.7	25.82	132.3	25.23	129.6	24.52	123.3	23.09	117.6	21.32
		404.0	142.8	26.89	137.1	25.89	132.3	25.23	129.6	24.16	123.3	22.77	117.6	20.96
		476.3	144.0	26.44	137.8	25.67	132.3	24.90	129.6	23.83	123.3	22.40	117.6	20.64
		525.5	145.0	26.05	138.3	25.49	132.3	24.62	129.6	23.55	123.3	22.08	117.6	20.36
		161.6	142.6	22.44	137.4	21.87	132.3	21.33	129.6	21.04	123.3	19.66	117.6	18.69
	20	220.5	143.3	22.56	137.5	21.90	132.3	21.33	129.6	20.96	123.3	19.55	117.6	18.47
		404.0	145.3	22.95	137.8	21.95	132.3	21.33	129.6	20.64	123.3	19.20	117.6	17.76
		476.3	146.1	22.55	139.1	21.77	132.3	20.96	129.6	20.27	123.3	18.83	117.6	17.43
		525.5	146.8	22.21	140.1	21.63	132.3	20.65	129.6	19.95	123.3	18.50	117.6	17.15
		161.6	144.3	19.62	139.6	19.01	132.3	18.22	129.6	17.53	123.3	16.46	117.6	14.94
	25	220.5	145.0	19.65	139.6	18.89	132.3	18.11	129.6	17.42	123.3	16.36	117.6	14.94
		404.0	147.0	19.71	139.6	18.50	132.3	17.76	129.6	17.06	123.3	16.01	117.6	14.94
		476.3	147.6	19.27	139.6	18.35	132.3	17.43	129.6	16.70	123.3	16.01	117.6	14.56
		525.5	148.2	18.90	139.6	18.24	132.3	17.15	129.6	16.39	123.3	16.01	117.6	14.23
		161.6	147.6	17.85	139.6	16.46	132.3	15.33	129.6	15.03	123.3	13.87	117.6	13.26
	30	220.5	147.6	17.75	139.6	16.36	132.3	15.29	129.6	14.92	123.3	13.87	117.6	13.15
		404.0	147.6	17.43	139.6	16.01	132.3	15.16	129.6	14.56	123.3	13.87	117.6	12.80
		476.3	147.6	17.06	139.6	16.01	132.3	14.94	129.6	14.56	123.3	13.49	117.6	12.80
		525.5	147.6	16.75	139.6	16.01	132.3	14.76	129.6	14.56	123.3	13.18	117.6	12.80
		161.6	147.6	16.55	139.6	15.11	132.3	13.53	129.6	13.26	123.3	12.51	117.6	11.45
	35	220.5	147.6	16.33	139.6	14.90	132.3	13.49	129.6	13.15	123.3	12.43	117.6	11.36
		404.0	147.6	15.63	139.6	14.23	132.3	13.35	129.6	12.80	123.3	12.11	117.6	11.04
		476.3	147.6	15.63	139.6	14.23	132.3	13.16	129.6	12.80	123.3	12.11	117.6	11.04
		525.5	147.6	15.63	139.6	14.23	132.3	13.00	129.6	12.80	123.3	12.11	117.6	11.04
		161.6	147.6	15.48	139.6	14.03	132.3	12.14	129.6	11.83	123.3	11.13	117.6	10.38
	40	220.5	147.6	15.26	139.6	13.83	132.3	12.09	129.6	11.72	123.3	11.02	117.6	10.29
		404.0	147.6	14.56	139.6	13.16	132.3	11.95	129.6	11.36	123.3	10.67	117.6	9.97
		476.3	147.6	14.23	139.6	13.16	132.3	11.74	129.6	11.36	123.3	10.67	117.6	9.97
525.5		147.6	13.95	139.6	13.16	132.3	11.56	129.6	11.36	123.3	10.67	117.6	9.97	
161.6		147.6	14.42	139.6	12.97	132.3	10.70	129.6	10.38	123.3	9.69	117.6	9.32	
45	220.5	147.6	14.20	139.6	12.78	132.3	10.66	129.6	10.29	123.3	9.58	117.6	9.22	
	404.0	147.6	13.49	139.6	12.11	132.3	10.52	129.6	9.97	123.3	9.22	117.6	8.90	
	476.3	147.6	12.80	139.6	12.11	132.3	10.29	129.6	9.97	123.3	9.22	117.6	8.90	

7. Capacity Tables

Combi. (%)	Inlet Water Temp. (°C)	Water Flow Rate (LPM)	Indoor Air Temp. (°C, DB)											
			16.0		18.0		20.0		21.0		22.0		24.0	
			TC	PI	TC	PI	TC	PI	TC	PI	TC	PI	TC	PI
100	45	525.5	147.6	12.19	139.6	12.11	132.3	10.09	129.6	9.97	123.3	9.22	117.6	8.90
90	-5	161.6	50.20	21.01	48.70	19.13	47.20	16.80	46.80	16.02	46.50	15.44	45.70	13.85
		220.5	52.30	21.43	50.80	19.55	49.20	17.23	48.80	16.42	48.60	15.84	47.60	14.20
		404.0	58.80	22.80	57.00	20.92	55.20	18.65	54.90	17.76	54.60	17.14	53.40	15.37
		476.3	65.00	24.24	62.90	22.40	61.00	20.11	60.50	19.16	60.30	18.46	59.10	16.58
		525.5	70.10	25.51	67.70	23.68	65.90	21.39	65.30	20.40	65.00	19.60	63.80	17.64
	0	161.6	89.80	28.60	85.70	26.85	81.70	24.64	80.40	23.51	79.20	22.62	76.20	20.32
		220.5	90.50	28.69	86.30	26.93	82.30	24.72	81.00	23.59	79.70	22.70	76.80	20.39
		404.0	92.40	28.98	88.20	27.22	84.20	24.98	82.80	23.83	81.50	22.95	78.60	20.60
		476.3	93.90	28.98	89.40	27.22	85.50	24.98	84.00	23.83	82.80	22.95	79.80	20.60
		525.5	95.10	28.98	90.50	27.22	86.50	24.98	85.00	23.83	83.80	22.95	80.80	20.60
	5	161.6	126.9	30.71	122.8	28.99	118.8	26.83	116.4	25.58	111.3	24.62	106.0	22.11
		220.5	127.1	30.87	122.7	29.15	118.8	26.98	116.4	25.73	111.3	24.77	106.0	22.24
		404.0	127.5	31.40	122.4	29.67	118.8	27.47	116.4	26.21	111.3	25.27	106.0	22.66
		476.3	128.2	31.59	122.7	29.86	118.8	27.69	116.4	26.40	111.3	25.45	106.0	22.84
		525.5	128.9	31.76	122.9	30.03	118.8	27.89	116.4	26.57	111.3	25.60	106.0	22.99
	10	161.6	127.5	27.12	123.3	25.79	118.8	24.28	116.4	23.28	111.3	22.34	106.0	20.13
		220.5	127.4	27.15	123.1	25.82	118.8	24.32	116.4	23.31	111.3	22.32	106.0	20.16
		404.0	127.2	27.22	122.4	25.92	118.8	24.42	116.4	23.43	111.3	22.25	106.0	20.23
		476.3	128.1	27.14	122.8	25.85	118.8	24.34	116.4	23.35	111.3	22.32	106.0	20.30
		525.5	128.8	27.08	123.1	25.79	118.8	24.28	116.4	23.29	111.3	22.38	106.0	20.37
	15	161.6	128.2	23.48	123.7	22.64	118.8	21.80	116.4	21.04	111.3	20.07	106.0	18.22
		220.5	128.0	23.38	123.4	22.54	118.8	21.69	116.4	20.96	111.3	19.87	106.0	18.11
		404.0	127.1	23.03	122.6	22.18	118.8	21.33	116.4	20.64	111.3	19.20	106.0	17.76
		476.3	128.0	22.68	122.9	21.84	118.8	20.96	116.4	20.27	111.3	19.20	106.0	17.76
		525.5	128.7	22.39	123.2	21.57	118.8	20.65	116.4	19.95	111.3	19.20	106.0	17.76
	20	161.6	129.0	19.82	124.2	19.25	118.8	18.59	116.4	17.85	111.3	17.24	106.0	16.17
		220.5	128.9	19.82	123.8	19.19	118.8	18.49	116.4	17.75	111.3	17.04	106.0	15.97
		404.0	128.3	19.82	122.9	18.97	118.8	18.13	116.4	17.43	111.3	16.37	106.0	15.30
		476.3	128.7	19.50	123.3	18.83	118.8	18.13	116.4	17.43	111.3	16.37	106.0	15.30
		525.5	129.1	19.22	123.6	18.70	118.8	18.13	116.4	17.43	111.3	16.37	106.0	15.30
	25	161.6	131.1	17.32	125.8	16.40	118.8	15.71	116.4	14.94	111.3	14.32	106.0	13.26
		220.5	131.5	17.28	125.8	16.35	118.8	15.62	116.4	14.94	111.3	14.22	106.0	13.15
		404.0	132.7	17.14	125.8	16.22	118.8	15.30	116.4	14.94	111.3	13.87	106.0	12.80
		476.3	133.2	16.70	125.8	15.85	118.8	15.30	116.4	14.56	111.3	13.87	106.0	12.80
		525.5	133.5	16.32	125.8	15.54	118.8	15.30	116.4	14.23	111.3	13.87	106.0	12.80
	30	161.6	133.2	15.71	125.8	14.65	118.8	13.59	116.4	13.26	111.3	12.51	106.0	11.36
		220.5	133.2	15.62	125.8	14.56	118.8	13.49	116.4	13.15	111.3	12.43	106.0	11.36
		404.0	133.2	15.30	125.8	14.23	118.8	13.16	116.4	12.80	111.3	12.11	106.0	11.36
		476.3	133.2	14.94	125.8	13.87	118.8	13.16	116.4	12.80	111.3	12.11	106.0	11.04
		525.5	133.2	14.63	125.8	13.55	118.8	13.16	116.4	12.80	111.3	12.11	106.0	10.76
	35	161.6	133.2	14.32	125.8	13.26	118.8	12.20	116.4	11.83	111.3	11.13	106.0	10.38
		220.5	133.2	14.22	125.8	13.15	118.8	12.10	116.4	11.72	111.3	11.02	106.0	10.29
		404.0	133.2	13.87	125.8	12.80	118.8	11.74	116.4	11.36	111.3	10.67	106.0	9.97
		476.3	133.2	13.49	125.8	12.43	118.8	11.36	116.4	11.04	111.3	10.67	106.0	9.97
		525.5	133.2	13.18	125.8	12.12	118.8	11.05	116.4	10.76	111.3	10.67	106.0	9.97
	40	161.6	133.2	13.35	125.8	12.20	118.8	10.76	116.4	10.38	111.3	10.06	106.0	9.32
		220.5	133.2	13.13	125.8	12.10	118.8	10.65	116.4	10.29	111.3	9.96	106.0	9.22
		404.0	133.2	12.43	125.8	11.74	118.8	10.29	116.4	9.97	111.3	9.60	106.0	8.90
476.3		133.2	12.43	125.8	11.74	118.8	10.29	116.4	9.97	111.3	9.60	106.0	8.90	
525.5		133.2	12.43	125.8	11.74	118.8	10.29	116.4	9.97	111.3	9.60	106.0	8.90	
45	161.6	133.2	12.37	125.8	11.13	118.8	9.32	116.4	9.00	111.3	9.00	106.0	8.24	
	220.5	133.2	12.07	125.8	11.02	118.8	9.22	116.4	8.89	111.3	8.89	106.0	8.16	
	404.0	133.2	11.04	125.8	10.67	118.8	8.90	116.4	8.53	111.3	8.53	106.0	7.84	
	476.3	133.2	11.36	125.8	11.04	118.8	9.22	116.4	8.90	111.3	8.53	106.0	7.84	

7. Capacity Tables

Combi. (%)	Inlet Water Temp. (°C)	Water Flow Rate (LPM)	Indoor Air Temp. (°C, DB)											
			16.0		18.0		20.0		21.0		22.0		24.0	
			TC	PI	TC	PI	TC	PI	TC	PI	TC	PI	TC	PI
90	45	525.5	133.2	11.65	125.8	11.36	118.8	9.51	116.4	9.22	111.3	8.53	106.0	7.84
80	-5	161.6	47.40	14.97	44.50	14.40	42.10	13.78	41.60	13.32	41.40	12.70	40.50	11.70
		220.5	49.40	15.35	46.30	14.77	43.90	14.13	43.40	13.65	43.10	13.02	42.20	11.99
		404.0	55.50	16.62	52.10	15.96	49.20	15.26	48.70	14.75	48.50	14.09	47.40	12.94
		476.3	61.40	17.91	57.50	17.21	54.40	16.48	53.70	15.92	53.50	15.19	52.50	13.97
		525.5	66.30	19.04	62.10	18.31	58.80	17.54	57.90	16.95	57.70	16.15	56.70	14.87
	0	161.6	84.80	21.96	78.20	21.08	72.90	20.21	71.40	19.51	70.40	18.59	67.80	17.12
		220.5	85.40	22.04	78.70	21.16	73.40	20.27	71.90	19.58	70.90	18.66	68.30	17.17
		404.0	87.30	22.29	80.40	21.40	75.00	20.48	73.50	19.79	72.60	18.87	69.80	17.36
		476.3	88.60	22.29	81.70	21.40	76.20	20.48	74.70	19.79	73.70	18.87	70.90	17.36
		525.5	89.60	22.29	82.70	21.40	77.20	20.48	75.70	19.79	74.60	18.87	71.90	17.36
	5	161.6	117.2	23.88	110.7	22.99	105.9	21.95	103.5	21.21	99.10	20.23	94.10	18.61
		220.5	117.6	24.04	111.0	23.12	105.9	22.09	103.5	21.34	99.10	20.36	94.10	18.74
		404.0	118.5	24.54	111.7	23.53	106.0	22.55	103.5	21.77	99.10	20.74	94.10	19.13
		476.3	118.5	24.67	111.7	23.72	106.0	22.68	103.5	21.92	99.10	20.89	94.10	19.23
		525.5	118.5	24.79	111.6	23.89	106.0	22.81	103.5	22.04	99.10	21.01	94.10	19.32
	10	161.6	117.9	21.99	111.1	20.98	105.9	19.92	103.5	19.38	99.10	18.34	94.10	16.99
		220.5	118.1	21.95	111.3	20.95	105.9	19.94	103.5	19.39	99.10	18.36	94.10	16.99
		404.0	118.5	21.84	111.7	20.85	106.0	19.98	103.5	19.42	99.10	18.39	94.10	17.02
		476.3	118.5	21.77	111.7	20.92	106.0	20.04	103.5	19.31	99.10	18.28	94.10	16.92
		525.5	118.5	21.71	111.6	20.99	106.0	20.09	103.5	19.21	99.10	18.18	94.10	16.82
	15	161.6	118.5	20.07	111.7	19.01	106.0	17.85	103.5	17.53	99.10	16.46	94.10	15.39
		220.5	118.5	19.87	111.7	18.80	106.0	17.75	103.5	17.42	99.10	16.36	94.10	15.28
		404.0	118.5	19.20	111.7	18.13	106.0	17.43	103.5	17.06	99.10	16.01	94.10	14.94
		476.3	118.5	18.83	111.7	18.13	106.0	17.43	103.5	16.70	99.10	15.63	94.10	14.56
		525.5	118.5	18.50	111.7	18.13	106.0	17.43	103.5	16.39	99.10	15.32	94.10	14.23
	20	161.6	118.5	16.77	111.7	16.09	106.0	15.30	103.5	15.03	99.10	14.32	94.10	13.26
		220.5	118.5	16.69	111.7	15.98	106.0	15.30	103.5	14.92	99.10	14.22	94.10	13.15
		404.0	118.5	16.37	111.7	15.63	106.0	15.30	103.5	14.56	99.10	13.87	94.10	12.80
		476.3	118.5	16.01	111.7	15.30	106.0	14.94	103.5	14.56	99.10	13.49	94.10	12.80
		525.5	118.5	15.69	111.7	15.02	106.0	14.63	103.5	14.56	99.10	13.18	94.10	12.80
	25	161.6	118.5	15.03	111.7	13.96	106.0	13.16	103.5	12.90	99.10	12.20	94.10	11.45
		220.5	118.5	14.92	111.7	13.85	106.0	13.16	103.5	12.79	99.10	12.10	94.10	11.36
		404.0	118.5	14.56	111.7	13.49	106.0	13.16	103.5	12.43	99.10	11.74	94.10	11.04
		476.3	118.5	14.23	111.7	13.49	106.0	12.80	103.5	12.43	99.10	11.74	94.10	11.04
		525.5	118.5	13.95	111.7	13.49	106.0	12.49	103.5	12.43	99.10	11.74	94.10	11.04
	30	161.6	118.5	13.26	111.7	12.51	106.0	11.83	103.5	11.45	99.10	10.76	94.10	10.06
		220.5	118.5	13.15	111.7	12.43	106.0	11.72	103.5	11.36	99.10	10.65	94.10	9.96
		404.0	118.5	12.80	111.7	12.11	106.0	11.36	103.5	11.04	99.10	10.29	94.10	9.60
		476.3	118.5	12.80	111.7	12.11	106.0	11.36	103.5	11.04	99.10	10.29	94.10	9.60
		525.5	118.5	12.80	111.7	12.11	106.0	11.36	103.5	11.04	99.10	10.29	94.10	9.60
	35	161.6	118.5	12.20	111.7	11.45	106.0	10.38	103.5	9.97	99.10	9.69	94.10	8.90
		220.5	118.5	12.10	111.7	11.36	106.0	10.29	103.5	9.97	99.10	9.58	94.10	8.90
		404.0	118.5	11.74	111.7	11.04	106.0	9.97	103.5	9.97	99.10	9.22	94.10	8.90
		476.3	118.5	11.74	111.7	10.67	106.0	9.97	103.5	9.60	99.10	9.22	94.10	8.53
		525.5	118.5	11.74	111.7	10.36	106.0	9.97	103.5	9.28	99.10	9.22	94.10	8.22
	40	161.6	118.5	11.54	111.7	10.38	106.0	9.22	103.5	9.32	99.10	8.53	94.10	8.24
		220.5	118.5	11.34	111.7	10.29	106.0	9.22	103.5	9.22	99.10	8.53	94.10	8.16
		404.0	118.5	10.67	111.7	9.97	106.0	9.22	103.5	8.90	99.10	8.53	94.10	7.84
476.3		118.5	10.67	111.7	9.97	106.0	8.90	103.5	8.90	99.10	8.53	94.10	7.84	
525.5		118.5	10.67	111.7	9.97	106.0	8.62	103.5	8.90	99.10	8.53	94.10	7.84	
45	161.6	118.5	10.93	111.7	9.32	106.0	8.07	103.5	8.71	99.10	7.37	94.10	7.64	
	220.5	118.5	10.63	111.7	9.22	106.0	8.18	103.5	8.51	99.10	7.49	94.10	7.44	
	404.0	118.5	9.60	111.7	8.90	106.0	8.53	103.5	7.84	99.10	7.84	94.10	6.77	
	476.3	118.5	9.60	111.7	9.22	106.0	7.84	103.5	8.17	99.10	7.84	94.10	7.10	

7. Capacity Tables

Combi. (%)	Inlet Water Temp. (°C)	Water Flow Rate (LPM)	Indoor Air Temp. (°C, DB)											
			16.0		18.0		20.0		21.0		22.0		24.0	
			TC	PI	TC	PI	TC	PI	TC	PI	TC	PI	TC	PI
80	45	525.5	118.5	9.60	111.7	9.51	106.0	7.23	103.5	8.46	99.10	7.84	94.10	7.39
70	-5	161.6	41.40	12.85	38.90	12.24	36.80	11.83	36.30	11.16	36.20	10.77	35.60	9.79
		220.5	43.10	13.17	40.50	12.55	38.30	12.13	37.90	11.43	37.70	11.04	37.00	10.04
		404.0	48.50	14.23	45.60	13.57	43.00	13.12	42.60	12.36	42.40	11.92	41.60	10.85
		476.3	53.70	15.37	50.40	14.63	47.40	14.15	47.10	13.31	46.80	12.87	45.90	11.70
		525.5	58.10	16.37	54.40	15.56	51.20	15.05	50.80	14.15	50.50	13.71	49.60	12.44
	0	161.6	74.10	18.81	68.50	17.93	63.60	17.34	62.50	16.32	61.50	15.77	59.40	14.34
		220.5	74.60	18.88	69.00	17.98	64.10	17.41	63.00	16.37	62.00	15.82	59.80	14.39
		404.0	76.20	19.09	70.50	18.16	65.50	17.62	64.50	16.55	63.40	16.01	61.00	14.53
		476.3	77.40	19.09	71.60	18.16	66.50	17.62	65.30	16.55	64.50	16.01	62.00	14.53
		525.5	78.50	19.09	72.50	18.16	67.20	17.62	66.00	16.55	65.40	16.01	62.70	14.53
	5	161.6	102.4	20.49	97.00	19.50	92.40	18.88	90.50	17.79	86.40	17.15	82.30	15.58
		220.5	102.7	20.61	97.30	19.62	92.40	19.00	90.50	17.89	86.40	17.27	82.30	15.68
		404.0	103.5	21.00	98.00	20.00	92.50	19.38	90.50	18.21	86.40	17.62	82.30	16.01
		476.3	103.5	21.14	97.80	20.16	92.50	19.53	90.50	18.35	86.40	17.72	82.30	16.10
		525.5	103.5	21.26	97.80	20.29	92.50	19.67	90.50	18.48	86.40	17.81	82.30	16.19
	10	161.6	102.9	18.87	97.40	17.84	92.50	17.18	90.50	16.22	86.40	15.55	82.30	14.23
		220.5	103.1	18.83	97.50	17.79	92.50	17.13	90.50	16.22	86.40	15.55	82.30	14.23
		404.0	103.5	18.69	97.80	17.65	92.50	16.99	90.50	16.22	86.40	15.55	82.30	14.23
		476.3	103.5	18.76	97.80	17.72	92.50	17.06	90.50	16.29	86.40	15.44	82.30	14.27
		525.5	103.5	18.82	97.80	17.78	92.50	17.13	90.50	16.36	86.40	15.35	82.30	14.30
	15	161.6	103.5	17.24	97.80	16.17	92.50	15.48	90.50	14.65	86.40	13.96	82.30	12.90
		220.5	103.5	17.04	97.80	15.97	92.50	15.26	90.50	14.56	86.40	13.85	82.30	12.79
		404.0	103.5	16.37	97.80	15.30	92.50	14.56	90.50	14.23	86.40	13.49	82.30	12.43
		476.3	103.5	16.37	97.80	15.30	92.50	14.56	90.50	14.23	86.40	13.16	82.30	12.43
		525.5	103.5	16.37	97.80	15.30	92.50	14.56	90.50	14.23	86.40	12.88	82.30	12.43
	20	161.6	103.5	14.32	97.80	13.59	92.50	13.26	90.50	12.90	86.40	12.20	82.30	11.45
		220.5	103.5	14.22	97.80	13.49	92.50	13.15	90.50	12.79	86.40	12.10	82.30	11.36
		404.0	103.5	13.87	97.80	13.16	92.50	12.80	90.50	12.43	86.40	11.74	82.30	11.04
		476.3	103.5	13.87	97.80	13.16	92.50	12.80	90.50	12.11	86.40	11.74	82.30	10.67
		525.5	103.5	13.87	97.80	13.16	92.50	12.80	90.50	11.83	86.40	11.74	82.30	10.36
	25	161.6	103.5	12.90	97.80	12.20	92.50	11.45	90.50	11.13	86.40	10.29	82.30	9.60
		220.5	103.5	12.79	97.80	12.10	92.50	11.36	90.50	11.02	86.40	10.29	82.30	9.60
		404.0	103.5	12.43	97.80	11.74	92.50	11.04	90.50	10.67	86.40	10.29	82.30	9.60
		476.3	103.5	12.11	97.80	11.36	92.50	11.04	90.50	10.67	86.40	9.97	82.30	9.60
		525.5	103.5	11.83	97.80	11.05	92.50	11.04	90.50	10.67	86.40	9.69	82.30	9.60
	30	161.6	103.5	11.45	97.80	10.76	92.50	10.06	90.50	9.60	86.40	9.32	82.30	8.53
		220.5	103.5	11.36	97.80	10.65	92.50	9.96	90.50	9.60	86.40	9.22	82.30	8.53
		404.0	103.5	11.04	97.80	10.29	92.50	9.60	90.50	9.60	86.40	8.90	82.30	8.53
		476.3	103.5	11.04	97.80	10.29	92.50	9.60	90.50	9.22	86.40	8.90	82.30	8.53
		525.5	103.5	11.04	97.80	10.29	92.50	9.60	90.50	8.91	86.40	8.90	82.30	8.53
	35	161.6	103.5	10.38	97.80	9.69	92.50	8.90	90.50	9.00	86.40	8.17	82.30	7.93
		220.5	103.5	10.29	97.80	9.58	92.50	8.90	90.50	8.89	86.40	8.17	82.30	7.83
		404.0	103.5	9.97	97.80	9.22	92.50	8.90	90.50	8.53	86.40	8.17	82.30	7.47
		476.3	103.5	9.97	97.80	9.22	92.50	8.53	90.50	8.53	86.40	8.17	82.30	7.47
		525.5	103.5	9.97	97.80	9.22	92.50	8.22	90.50	8.53	86.40	8.17	82.30	7.47
	40	161.6	103.5	9.69	97.80	9.00	92.50	8.24	90.50	7.84	86.40	7.47	82.30	7.18
		220.5	103.5	9.58	97.80	8.89	92.50	8.16	90.50	7.84	86.40	7.47	82.30	7.09
		404.0	103.5	9.22	97.80	8.53	92.50	7.84	90.50	7.84	86.40	7.47	82.30	6.77
476.3		103.5	9.22	97.80	8.53	92.50	7.84	90.50	7.47	86.40	7.10	82.30	6.77	
525.5		103.5	9.22	97.80	8.53	92.50	7.84	90.50	7.15	86.40	6.79	82.30	6.77	
45	161.6	103.5	9.00	97.80	8.24	92.50	7.64	90.50	6.68	86.40	6.77	82.30	6.49	
	220.5	103.5	8.89	97.80	8.16	92.50	7.44	90.50	6.77	86.40	6.77	82.30	6.38	
	404.0	103.5	8.53	97.80	7.84	92.50	6.77	90.50	7.10	86.40	6.77	82.30	6.03	
	476.3	103.5	8.53	97.80	7.84	92.50	7.10	90.50	6.40	86.40	6.03	82.30	6.03	

7. Capacity Tables

Combi. (%)	Inlet Water Temp. (°C)	Water Flow Rate (LPM)	Indoor Air Temp. (°C, DB)											
			16.0		18.0		20.0		21.0		22.0		24.0	
			TC	PI	TC	PI	TC	PI	TC	PI	TC	PI	TC	PI
70	45	525.5	103.5	8.53	97.80	7.84	92.50	7.39	90.50	5.79	86.40	5.38	82.30	6.03
60	-5	161.6	35.60	10.43	33.30	10.04	31.50	9.64	31.10	8.96	31.00	8.82	30.40	7.87
		220.5	37.00	10.70	34.70	10.30	32.80	9.89	32.40	9.18	32.30	9.04	31.70	8.09
		404.0	41.70	11.58	39.00	11.14	36.90	10.70	36.60	9.93	36.30	9.79	35.70	8.75
		476.3	46.00	12.47	43.10	12.02	40.90	11.54	40.40	10.73	40.30	10.55	39.40	9.41
		525.5	49.40	13.24	46.40	12.80	44.20	12.28	43.50	11.44	43.50	11.23	42.50	10.01
	0	161.6	63.60	15.29	58.60	14.75	54.60	14.12	53.60	13.12	52.90	12.94	50.90	11.56
		220.5	64.10	15.34	59.00	14.80	55.00	14.17	54.00	13.17	53.30	12.99	51.30	11.59
		404.0	65.50	15.52	60.30	14.94	56.30	14.34	55.20	13.31	54.40	13.12	52.30	11.70
		476.3	66.50	15.52	61.30	14.94	57.30	14.34	56.10	13.31	55.20	13.12	53.10	11.70
		525.5	67.20	15.52	62.20	14.94	58.20	14.34	56.70	13.31	55.90	13.12	53.80	11.70
	5	161.6	87.90	16.65	82.90	16.02	79.50	15.36	77.50	14.31	74.10	14.09	70.60	12.55
		220.5	88.20	16.75	83.20	16.12	79.50	15.46	77.50	14.39	74.10	14.17	70.60	12.63
		404.0	88.80	17.06	83.70	16.45	79.50	15.77	77.50	14.67	74.10	14.45	70.60	12.87
		476.3	88.80	17.21	83.60	16.55	79.50	15.89	77.50	14.79	74.10	14.53	70.60	12.99
		525.5	88.80	17.35	83.50	16.63	79.50	15.99	77.50	14.88	74.10	14.60	70.60	13.09
	10	161.6	88.40	15.30	83.20	14.63	79.50	13.94	77.50	13.02	74.10	12.78	70.60	11.45
		220.5	88.50	15.30	83.30	14.63	79.50	13.94	77.50	13.07	74.10	12.77	70.60	11.48
		404.0	88.80	15.30	83.70	14.63	79.50	13.94	77.50	13.21	74.10	12.72	70.60	11.58
		476.3	88.80	15.33	83.60	14.50	79.50	13.78	77.50	13.05	74.10	12.61	70.60	11.47
		525.5	88.80	15.35	83.50	14.39	79.50	13.65	77.50	12.92	74.10	12.51	70.60	11.37
	15	161.6	88.80	13.96	83.60	13.26	79.50	12.51	77.50	11.74	74.10	11.45	70.60	10.29
		220.5	88.80	13.85	83.60	13.15	79.50	12.43	77.50	11.74	74.10	11.36	70.60	10.29
		404.0	88.80	13.49	83.60	12.80	79.50	12.11	77.50	11.74	74.10	11.04	70.60	10.29
		476.3	88.80	13.49	83.60	12.43	79.50	11.74	77.50	11.36	74.10	10.67	70.60	9.97
		525.5	88.80	13.49	83.60	12.12	79.50	11.42	77.50	11.05	74.10	10.36	70.60	9.69
	20	161.6	88.80	12.20	83.60	11.45	79.50	10.76	77.50	10.38	74.10	10.06	70.60	9.32
		220.5	88.80	12.10	83.60	11.36	79.50	10.65	77.50	10.29	74.10	9.96	70.60	9.22
		404.0	88.80	11.74	83.60	11.04	79.50	10.29	77.50	9.97	74.10	9.60	70.60	8.90
		476.3	88.80	11.74	83.60	11.04	79.50	10.29	77.50	9.97	74.10	9.60	70.60	8.90
		525.5	88.80	11.74	83.60	11.04	79.50	10.29	77.50	9.97	74.10	9.60	70.60	8.90
	25	161.6	88.80	10.76	83.60	10.06	79.50	9.22	77.50	9.32	74.10	8.53	70.60	8.24
		220.5	88.80	10.65	83.60	9.96	79.50	9.22	77.50	9.22	74.10	8.53	70.60	8.16
		404.0	88.80	10.29	83.60	9.60	79.50	9.22	77.50	8.90	74.10	8.53	70.60	7.84
		476.3	88.80	10.29	83.60	9.60	79.50	8.90	77.50	8.90	74.10	8.53	70.60	7.84
		525.5	88.80	10.29	83.60	9.60	79.50	8.62	77.50	8.90	74.10	8.53	70.60	7.84
	30	161.6	88.80	9.69	83.60	9.00	79.50	8.63	77.50	8.24	74.10	7.93	70.60	7.56
		220.5	88.80	9.58	83.60	8.89	79.50	8.52	77.50	8.16	74.10	7.83	70.60	7.45
		404.0	88.80	9.22	83.60	8.53	79.50	8.17	77.50	7.84	74.10	7.47	70.60	7.10
		476.3	88.80	9.22	83.60	8.53	79.50	8.17	77.50	7.84	74.10	7.47	70.60	7.10
		525.5	88.80	9.22	83.60	8.53	79.50	8.17	77.50	7.84	74.10	7.47	70.60	7.10
	35	161.6	88.80	8.53	83.60	8.24	79.50	7.47	77.50	7.56	74.10	7.18	70.60	6.86
		220.5	88.80	8.53	83.60	8.16	79.50	7.47	77.50	7.45	74.10	7.09	70.60	6.75
		404.0	88.80	8.53	83.60	7.84	79.50	7.47	77.50	7.10	74.10	6.77	70.60	6.40
		476.3	88.80	8.53	83.60	7.84	79.50	7.10	77.50	7.10	74.10	6.77	70.60	6.40
		525.5	88.80	8.53	83.60	7.84	79.50	6.79	77.50	7.10	74.10	6.77	70.60	6.40
	40	161.6	88.80	7.84	83.60	7.56	79.50	6.77	77.50	6.86	74.10	6.49	70.60	6.03
		220.5	88.80	7.84	83.60	7.45	79.50	6.77	77.50	6.75	74.10	6.38	70.60	6.03
		404.0	88.80	7.84	83.60	7.10	79.50	6.77	77.50	6.40	74.10	6.03	70.60	6.03
476.3		88.80	7.84	83.60	7.10	79.50	6.77	77.50	6.40	74.10	6.03	70.60	6.03	
525.5		88.80	7.84	83.60	7.10	79.50	6.77	77.50	6.40	74.10	6.03	70.60	6.03	
45	161.6	88.80	7.10	83.60	6.86	79.50	6.03	77.50	6.11	74.10	5.79	70.60	5.24	
	220.5	88.80	7.10	83.60	6.75	79.50	6.03	77.50	6.02	74.10	5.69	70.60	5.35	
	404.0	88.80	7.10	83.60	6.40	79.50	6.03	77.50	5.70	74.10	5.34	70.60	5.70	
	476.3	88.80	7.10	83.60	6.40	79.50	6.40	77.50	5.70	74.10	5.34	70.60	5.70	

7. Capacity Tables

Combi. (%)	Inlet Water Temp. (°C)	Water Flow Rate (LPM)	Indoor Air Temp. (°C, DB)											
			16.0		18.0		20.0		21.0		22.0		24.0	
			TC	PI	TC	PI	TC	PI	TC	PI	TC	PI	TC	PI
60	45	525.5	88.80	7.10	83.60	6.40	79.50	6.73	77.50	5.70	74.10	5.34	70.60	5.70
	-5	161.6	29.60	8.32	27.90	7.87	26.30	7.45	25.80	7.05	25.80	6.62	25.30	6.27
		220.5	30.90	8.53	29.10	8.09	27.50	7.63	27.00	7.23	27.00	6.79	26.40	6.43
		404.0	34.60	9.19	32.50	8.75	30.90	8.24	30.40	7.84	30.30	7.36	29.60	6.91
		476.3	38.30	9.93	35.90	9.41	34.00	8.90	33.60	8.46	33.40	7.91	32.90	7.47
		525.5	41.20	10.57	38.70	10.01	36.60	9.48	36.20	9.00	35.90	8.40	35.50	7.96
	0	161.6	52.90	12.18	48.90	11.56	45.60	10.89	44.50	10.33	43.90	9.71	42.40	9.16
		220.5	53.30	12.21	49.30	11.59	45.90	10.94	44.80	10.38	44.20	9.75	42.70	9.20
		404.0	54.40	12.32	50.40	11.70	46.80	11.07	45.90	10.52	45.30	9.86	43.50	9.31
		476.3	55.20	12.32	51.00	11.70	47.40	11.07	46.60	10.52	45.90	9.86	44.30	9.31
525.5		55.90	12.32	51.60	11.70	48.00	11.07	47.20	10.52	46.50	9.86	45.00	9.31	
5	161.6	73.10	13.24	69.30	12.55	66.10	11.85	64.50	11.27	61.70	10.58	58.80	9.94	
	220.5	73.30	13.32	69.50	12.63	66.10	11.93	64.50	11.33	61.70	10.63	58.80	10.02	
	404.0	73.90	13.57	69.90	12.87	66.20	12.18	64.50	11.54	61.70	10.81	58.80	10.23	
	476.3	73.90	13.68	69.80	12.99	66.20	12.24	64.50	11.62	61.70	10.92	58.80	10.29	
	525.5	73.90	13.78	69.70	13.09	66.20	12.30	64.50	11.68	61.70	11.02	58.80	10.35	
10	161.6	73.50	12.20	69.40	11.48	66.10	10.79	64.50	10.31	61.70	9.53	58.80	9.10	
	220.5	73.60	12.18	69.50	11.48	66.10	10.77	64.50	10.29	61.70	9.57	58.80	9.08	
	404.0	73.90	12.11	69.90	11.45	66.20	10.70	64.50	10.23	61.70	9.67	58.80	9.01	
	476.3	73.90	12.18	69.80	11.47	66.20	10.73	64.50	10.26	61.70	9.52	58.80	9.05	
	525.5	73.90	12.24	69.70	11.50	66.20	10.77	64.50	10.30	61.70	9.39	58.80	9.09	
15	161.6	73.90	11.13	69.80	10.38	66.20	9.69	64.50	9.32	61.70	8.53	58.80	8.24	
	220.5	73.90	11.02	69.80	10.29	66.20	9.58	64.50	9.22	61.70	8.53	58.80	8.16	
	404.0	73.90	10.67	69.80	9.97	66.20	9.22	64.50	8.90	61.70	8.53	58.80	7.84	
	476.3	73.90	10.67	69.80	9.97	66.20	9.22	64.50	8.90	61.70	8.17	58.80	7.84	
	525.5	73.90	10.67	69.80	9.97	66.20	9.22	64.50	8.90	61.70	7.86	58.80	7.84	
50	20	161.6	73.90	9.69	69.80	9.00	66.20	8.63	64.50	8.24	61.70	7.93	58.80	7.10
		220.5	73.90	9.58	69.80	8.89	66.20	8.52	64.50	8.16	61.70	7.83	58.80	7.10
		404.0	73.90	9.22	69.80	8.53	66.20	8.17	64.50	7.84	61.70	7.47	58.80	7.10
		476.3	73.90	9.22	69.80	8.53	66.20	8.17	64.50	7.84	61.70	7.47	58.80	7.10
		525.5	73.90	9.22	69.80	8.53	66.20	8.17	64.50	7.84	61.70	7.47	58.80	7.10
	25	161.6	73.90	8.63	69.80	7.84	66.20	7.56	64.50	7.10	61.70	6.77	58.80	6.40
		220.5	73.90	8.52	69.80	7.84	66.20	7.45	64.50	7.10	61.70	6.77	58.80	6.40
		404.0	73.90	8.17	69.80	7.84	66.20	7.10	64.50	7.10	61.70	6.77	58.80	6.40
		476.3	73.90	8.17	69.80	7.84	66.20	7.10	64.50	7.10	61.70	6.77	58.80	6.40
		525.5	73.90	8.17	69.80	7.84	66.20	7.10	64.50	7.10	61.70	6.77	58.80	6.40
30	161.6	73.90	7.93	69.80	7.18	66.20	6.86	64.50	6.40	61.70	6.49	58.80	6.11	
	220.5	73.90	7.83	69.80	7.09	66.20	6.75	64.50	6.40	61.70	6.38	58.80	6.02	
	404.0	73.90	7.47	69.80	6.77	66.20	6.40	64.50	6.40	61.70	6.03	58.80	5.70	
	476.3	73.90	7.47	69.80	6.77	66.20	6.40	64.50	6.40	61.70	6.03	58.80	5.70	
	525.5	73.90	7.47	69.80	6.77	66.20	6.40	64.50	6.40	61.70	6.03	58.80	5.70	
35	161.6	73.90	7.18	69.80	6.40	66.20	6.03	64.50	6.11	61.70	5.70	58.80	5.34	
	220.5	73.90	7.09	69.80	6.40	66.20	6.03	64.50	6.02	61.70	5.70	58.80	5.34	
	404.0	73.90	6.77	69.80	6.40	66.20	6.03	64.50	5.70	61.70	5.70	58.80	5.34	
	476.3	73.90	6.77	69.80	6.40	66.20	6.03	64.50	5.70	61.70	5.70	58.80	5.34	
	525.5	73.90	6.77	69.80	6.40	66.20	6.03	64.50	5.70	61.70	5.70	58.80	5.34	
40	161.6	73.90	6.49	69.80	6.11	66.20	5.79	64.50	5.34	61.70	5.42	58.80	4.96	
	220.5	73.90	6.38	69.80	6.02	66.20	5.69	64.50	5.34	61.70	5.31	58.80	4.96	
	404.0	73.90	6.03	69.80	5.70	66.20	5.34	64.50	5.34	61.70	4.96	58.80	4.96	
	476.3	73.90	6.03	69.80	5.70	66.20	5.34	64.50	5.34	61.70	4.96	58.80	4.96	
	525.5	73.90	6.03	69.80	5.70	66.20	5.34	64.50	5.34	61.70	4.96	58.80	4.96	
45	161.6	73.90	5.79	69.80	5.89	66.20	5.50	64.50	4.56	61.70	5.13	58.80	4.63	
	220.5	73.90	5.69	69.80	5.67	66.20	5.30	64.50	4.65	61.70	4.94	58.80	4.63	
	404.0	73.90	5.34	69.80	4.96	66.20	4.63	64.50	4.96	61.70	4.27	58.80	4.63	
	476.3	73.90	5.34	69.80	4.96	66.20	4.63	64.50	4.96	61.70	4.27	58.80	4.63	

7. Capacity Tables

Combi. (%)	Inlet Water Temp. (°C)	Water Flow Rate (LPM)	Indoor Air Temp. (°C, DB)											
			16.0		18.0		20.0		21.0		22.0		24.0	
			TC	PI	TC	PI	TC	PI	TC	PI	TC	PI	TC	PI
50	45	525.5	73.90	5.34	69.80	4.96	66.20	4.63	64.50	4.96	61.70	4.27	58.80	4.63

Note

- TC: Total Capacity(kW), PI : Power Input(kW)
- Capacity tables show the average value of conditions which may occur.
- The minimum flow rate of the product is based on 50% of the rated flow rate or the value indicated in the specification table, whichever is greater.
However, when the 'Variable Water Flow Valve Control KIT' is applied, the minimum flow rate is allowed to 40% (gray colored area) of the rated flow rate.
- If the flow rate is less than minimum flow rate and the indoor unit combination ratio exceeds 130%, ask to LG Electronics even if the 'Variable Water Flow Valve Control KIT' is applied.

7. Capacity Tables

CRWM440LAS5

Combi. (%)	Inlet Water Temp. (°C)	Water Flow Rate (LPM)	Indoor Air Temp. (°C, DB)											
			16.0		18.0		20.0		21.0		22.0		24.0	
			TC	PI	TC	PI	TC	PI	TC	PI	TC	PI	TC	PI
130	-5	169.2	65.60	23.46	65.10	22.10	64.70	20.55	63.80	19.95	64.60	19.43	62.80	17.42
		220.5	67.90	23.86	67.30	22.53	66.90	20.99	66.00	20.38	66.80	19.85	65.00	17.81
		423.0	76.70	25.49	76.10	24.22	75.70	22.79	74.70	22.13	75.50	21.51	73.60	19.31
		500.0	84.90	27.11	84.00	25.87	83.60	24.56	82.60	23.91	83.60	23.22	81.40	20.82
		554.0	91.50	28.50	90.40	27.28	90.00	26.08	89.00	25.42	90.20	24.67	87.70	22.10
	0	169.2	117.1	32.09	114.4	31.13	112.0	30.11	109.6	29.27	110.0	28.47	105.0	25.48
		220.5	117.9	32.18	115.2	31.21	112.7	30.20	110.3	29.36	110.7	28.55	105.7	25.56
		423.0	120.7	32.51	117.8	31.52	115.3	30.55	112.8	29.70	113.2	28.85	108.2	25.87
		500.0	122.5	32.51	119.5	31.52	117.0	30.55	114.4	29.70	114.9	28.85	109.7	25.87
		554.0	123.9	32.51	120.9	31.52	118.4	30.55	115.7	29.70	116.2	28.85	111.0	25.87
	5	169.2	168.7	34.49	166.2	33.63	162.7	32.78	158.6	31.85	154.3	30.97	145.8	27.74
		220.5	169.3	34.64	166.5	33.79	162.7	32.94	158.6	32.01	154.3	31.12	145.8	27.89
		423.0	171.6	35.25	167.6	34.42	162.8	33.61	158.6	32.68	154.3	31.75	145.8	28.47
		500.0	172.6	35.49	168.1	34.65	162.8	33.83	158.6	32.90	154.3	31.97	145.8	28.66
		554.0	173.6	35.69	168.5	34.84	162.8	34.03	158.6	33.10	154.3	32.17	145.8	28.83
	10	169.2	168.9	31.38	166.2	30.33	162.2	29.76	158.0	29.10	153.7	28.09	145.2	25.35
		220.5	170.0	31.33	167.0	30.36	162.9	29.81	158.7	29.10	154.3	28.07	145.8	25.33
		423.0	173.9	31.09	170.0	30.47	165.4	30.04	161.2	29.05	156.6	28.00	148.1	25.26
		500.0	174.8	31.52	171.2	30.89	166.5	30.16	161.9	29.16	157.7	28.47	149.0	26.46
		554.0	175.5	31.88	172.1	31.26	167.4	30.27	162.5	29.25	158.7	28.86	149.7	27.48
	15	169.2	169.1	28.28	166.3	27.07	161.5	26.78	157.2	26.33	153.1	25.22	144.6	22.99
		220.5	170.5	28.01	167.6	26.95	162.9	26.73	158.6	26.14	154.3	25.03	145.8	22.80
		423.0	176.1	26.88	172.5	26.50	168.1	26.50	163.7	25.38	159.0	24.25	150.5	22.01
		500.0	177.0	27.53	174.2	27.11	170.0	26.50	165.4	25.38	161.2	24.95	152.2	24.25
		554.0	177.7	28.09	175.6	27.63	171.7	26.50	166.8	25.38	163.0	25.56	153.6	26.15
	20	169.2	175.6	25.94	172.5	24.74	167.8	24.20	163.2	23.42	158.4	22.90	149.1	22.20
		220.5	177.0	25.76	173.9	24.72	169.2	24.18	164.6	23.52	159.8	23.05	150.5	22.02
		423.0	182.6	25.03	179.4	24.65	174.3	24.10	169.7	23.91	165.4	23.68	156.0	21.28
		500.0	183.3	25.03	180.7	24.65	176.4	24.25	171.3	23.91	166.7	23.68	157.2	22.63
		554.0	183.9	25.03	181.7	24.65	178.1	24.37	172.7	23.91	167.7	23.68	158.3	23.77
	25	169.2	185.4	24.74	180.7	24.02	176.4	23.62	173.0	23.23	169.1	22.89	159.4	21.38
		220.5	185.4	24.65	180.7	23.98	176.4	23.53	173.0	23.14	169.1	22.80	159.4	21.29
		423.0	185.4	24.25	180.7	23.82	176.4	23.13	173.0	22.79	169.1	22.40	159.4	20.89
		500.0	185.4	23.91	180.7	23.22	176.4	22.79	173.0	22.40	169.1	22.01	159.4	20.55
		554.0	185.4	23.62	180.7	22.69	176.4	22.50	173.0	22.08	169.1	21.69	159.4	20.27
	30	169.2	185.4	24.10	180.7	22.90	176.4	22.69	173.0	22.10	169.1	21.86	159.4	20.35
		220.5	185.4	23.91	180.7	22.86	176.4	22.56	173.0	22.02	169.1	21.67	159.4	20.16
		423.0	185.4	23.13	180.7	22.70	176.4	22.01	173.0	21.67	169.1	20.89	159.4	19.42
		500.0	185.4	22.79	180.7	22.10	176.4	21.67	173.0	21.28	169.1	20.89	159.4	19.42
		554.0	185.4	22.50	180.7	21.57	176.4	21.38	173.0	20.96	169.1	20.89	159.4	19.42
	35	169.2	185.4	22.99	180.7	22.21	176.4	21.77	173.0	20.98	169.1	20.25	159.4	18.83
		220.5	185.4	22.80	180.7	22.09	176.4	21.68	173.0	20.90	169.1	20.16	159.4	18.65
		423.0	185.4	22.01	180.7	21.58	176.4	21.28	173.0	20.55	169.1	19.77	159.4	17.92
		500.0	185.4	22.01	180.7	21.36	176.4	20.89	173.0	20.16	169.1	19.42	159.4	17.92
		554.0	185.4	22.01	180.7	21.17	176.4	20.57	173.0	19.84	169.1	19.14	159.4	17.92
	40	169.2	185.4	22.20	180.7	21.50	176.4	21.08	173.0	20.35	169.1	19.62	159.4	17.72
		220.5	185.4	22.02	180.7	21.37	176.4	20.90	173.0	20.16	169.1	19.43	159.4	17.55
		423.0	185.4	21.28	180.7	20.82	176.4	20.16	173.0	19.42	169.1	18.66	159.4	16.81
		500.0	185.4	20.89	180.7	20.48	176.4	20.16	173.0	19.42	169.1	18.66	159.4	16.81
		554.0	185.4	20.57	180.7	20.19	176.4	20.16	173.0	19.42	169.1	18.66	159.4	16.81
45	169.2	185.4	21.47	180.7	20.76	176.4	20.44	173.0	19.71	169.1	18.93	159.4	16.60	
	220.5	185.4	21.29	180.7	20.63	176.4	20.17	173.0	19.44	169.1	18.66	159.4	16.43	
	423.0	185.4	20.55	180.7	20.09	176.4	19.03	173.0	18.30	169.1	17.54	159.4	15.69	
	500.0	185.4	19.77	180.7	19.58	176.4	19.42	173.0	18.66	169.1	17.92	159.4	15.69	

7. Capacity Tables

Combi. (%)	Inlet Water Temp. (°C)	Water Flow Rate (LPM)	Indoor Air Temp. (°C, DB)											
			16.0		18.0		20.0		21.0		22.0		24.0	
			TC	PI	TC	PI	TC	PI	TC	PI	TC	PI	TC	PI
130	45	554.0	185.4	19.10	180.7	19.15	176.4	19.75	173.0	18.95	169.1	18.25	159.4	15.69
120	-5	169.2	62.30	23.46	61.90	22.10	61.50	20.55	60.70	19.69	61.20	19.12	59.60	17.11
		220.5	64.50	23.86	64.00	22.53	63.70	20.99	62.80	20.12	63.40	19.54	61.70	17.50
		423.0	73.00	25.49	72.30	24.22	72.00	22.79	71.00	21.81	71.70	21.21	69.80	19.00
		500.0	80.50	27.11	79.90	25.87	79.50	24.56	78.50	23.56	79.20	22.86	77.00	20.48
		554.0	86.60	28.50	85.90	27.28	85.50	26.08	84.60	25.05	85.20	24.29	82.90	21.75
	0	169.2	111.3	32.09	108.7	31.13	106.3	30.11	104.3	28.84	104.3	28.04	99.40	25.06
		220.5	112.0	32.18	109.4	31.21	107.0	30.20	104.9	28.93	104.9	28.12	100.0	25.14
		423.0	114.6	32.51	111.9	31.52	109.6	30.55	107.3	29.27	107.3	28.42	102.5	25.45
		500.0	116.4	32.51	113.7	31.52	111.3	30.55	109.0	29.27	108.8	28.42	104.0	25.45
		554.0	117.8	32.51	115.2	31.52	112.7	30.55	110.3	29.27	110.1	28.42	105.3	25.45
	5	169.2	160.6	34.49	158.1	33.63	154.7	32.78	150.9	31.38	146.2	30.50	138.2	27.32
		220.5	161.2	34.64	158.4	33.79	154.7	32.94	150.9	31.54	146.2	30.65	138.2	27.47
		423.0	163.5	35.25	159.7	34.42	154.7	33.61	150.9	32.21	146.2	31.28	138.2	28.00
		500.0	164.4	35.49	158.7	34.65	154.7	33.83	150.9	32.44	146.2	31.52	138.2	28.19
		554.0	165.1	35.69	157.9	34.84	154.7	34.03	150.9	32.63	146.2	31.72	138.2	28.36
	10	169.2	161.2	30.98	158.2	30.13	154.3	29.51	150.5	28.62	145.8	27.68	137.9	24.88
		220.5	162.0	31.10	158.9	30.25	154.7	29.62	151.0	28.66	146.3	27.66	138.2	24.91
		423.0	165.0	31.52	161.5	30.70	156.4	30.04	152.7	28.81	147.8	27.58	139.6	25.03
		500.0	165.9	31.40	160.9	30.70	157.1	30.16	153.3	28.93	148.4	27.69	140.3	25.87
		554.0	166.6	31.29	160.4	30.70	157.7	30.27	153.9	29.03	149.0	27.79	140.9	26.59
	15	169.2	161.6	27.49	158.4	26.66	153.8	26.26	150.1	25.87	145.5	24.82	137.4	22.50
		220.5	162.7	27.54	159.5	26.73	154.6	26.31	150.9	25.78	146.3	24.64	138.2	22.41
		423.0	166.3	27.77	163.2	26.96	158.2	26.50	154.3	25.38	149.2	23.91	141.2	22.01
		500.0	167.2	27.35	163.1	26.72	159.4	26.50	155.6	25.38	150.5	23.91	142.5	23.52
		554.0	167.9	26.99	163.0	26.52	160.5	26.50	156.6	25.38	151.5	23.91	143.5	24.80
	20	169.2	166.2	24.71	163.1	23.66	158.1	23.03	153.7	22.70	148.7	22.42	140.8	21.28
		220.5	167.3	24.71	164.2	23.75	158.9	23.13	154.8	22.79	149.8	22.40	141.6	21.20
		423.0	171.5	24.71	167.9	24.10	162.4	23.52	158.6	23.13	153.4	22.32	144.9	20.89
		500.0	172.2	24.49	167.7	23.91	163.7	23.52	159.4	23.13	154.3	22.40	145.8	21.67
		554.0	172.9	24.30	167.6	23.74	164.8	23.52	160.2	23.13	155.0	22.47	146.5	22.33
	25	169.2	174.2	23.38	169.1	22.29	163.7	21.86	160.2	21.38	156.0	20.98	147.4	19.52
		220.5	174.2	23.30	169.1	22.26	163.7	21.83	160.2	21.29	156.0	20.90	147.4	19.43
		423.0	174.7	22.94	169.1	22.10	163.7	21.67	160.2	20.89	156.0	20.55	147.4	19.03
		500.0	175.2	22.10	169.1	21.51	163.7	21.28	160.2	20.89	156.0	20.16	147.4	19.03
		554.0	175.6	21.37	169.1	21.01	163.7	20.96	160.2	20.89	156.0	19.84	147.4	19.03
	30	169.2	175.2	22.36	169.1	21.25	163.7	20.64	160.2	19.86	156.0	19.62	147.4	18.02
		220.5	175.2	22.17	169.1	21.13	163.7	20.55	160.2	19.77	156.0	19.43	147.4	17.93
		423.0	175.2	21.43	169.1	20.62	163.7	20.16	160.2	19.42	156.0	18.66	147.4	17.54
		500.0	175.2	20.74	169.1	20.16	163.7	19.77	160.2	19.42	156.0	18.66	147.4	17.19
		554.0	175.2	20.15	169.1	19.79	163.7	19.43	160.2	19.42	156.0	18.66	147.4	16.90
	35	169.2	175.2	21.35	169.1	20.19	163.7	19.62	160.2	18.83	156.0	18.10	147.4	16.50
		220.5	175.2	21.06	169.1	20.01	163.7	19.43	160.2	18.65	156.0	17.92	147.4	16.42
		423.0	175.2	19.85	169.1	19.27	163.7	18.66	160.2	17.92	156.0	17.19	147.4	16.07
		500.0	175.2	19.62	169.1	19.12	163.7	18.66	160.2	17.92	156.0	17.19	147.4	15.69
		554.0	175.2	19.44	169.1	18.98	163.7	18.66	160.2	17.92	156.0	17.19	147.4	15.37
	40	169.2	175.2	20.72	169.1	19.26	163.7	18.50	160.2	17.72	156.0	16.99	147.4	15.39
		220.5	175.2	20.33	169.1	19.04	163.7	18.31	160.2	17.55	156.0	16.81	147.4	15.30
		423.0	175.2	18.73	169.1	18.14	163.7	17.54	160.2	16.81	156.0	16.07	147.4	14.94
500.0		175.2	18.50	169.1	17.92	163.7	17.54	160.2	16.81	156.0	16.07	147.4	14.56	
554.0		175.2	18.32	169.1	17.73	163.7	17.54	160.2	16.81	156.0	16.07	147.4	14.24	
45	169.2	175.2	20.08	169.1	18.34	163.7	17.38	160.2	16.60	156.0	15.87	147.4	14.27	
	220.5	175.2	19.60	169.1	18.08	163.7	17.19	160.2	16.43	156.0	15.68	147.4	14.18	
	423.0	175.2	17.61	169.1	17.03	163.7	16.42	160.2	15.69	156.0	14.94	147.4	13.82	
	500.0	175.2	17.38	169.1	16.72	163.7	16.42	160.2	15.69	156.0	14.94	147.4	13.44	

7. Capacity Tables

Combi. (%)	Inlet Water Temp. (°C)	Water Flow Rate (LPM)	Indoor Air Temp. (°C, DB)											
			16.0		18.0		20.0		21.0		22.0		24.0	
			TC	PI	TC	PI	TC	PI	TC	PI	TC	PI	TC	PI
120	45	554.0	175.2	17.17	169.1	16.47	163.7	16.42	160.2	15.69	156.0	14.94	147.4	13.12
110	-5	169.2	59.00	23.76	58.50	22.10	58.20	20.55	57.60	19.69	57.70	19.12	56.50	17.11
		220.5	61.00	24.16	60.50	22.53	60.20	20.99	59.60	20.12	59.70	19.54	58.40	17.50
		423.0	69.00	25.80	68.60	24.22	68.20	22.79	67.50	21.81	67.50	21.21	66.10	19.00
		500.0	76.10	27.46	75.70	25.87	75.30	24.56	74.50	23.56	74.50	22.86	73.00	20.48
		554.0	81.80	28.88	81.40	27.28	81.00	26.08	80.20	25.05	80.20	24.29	78.60	21.75
	0	169.2	105.3	32.51	103.0	31.13	100.9	30.11	99.00	28.84	98.10	28.04	94.30	25.06
		220.5	105.9	32.59	103.6	31.21	101.5	30.20	99.60	28.93	98.70	28.12	94.90	25.14
		423.0	108.4	32.90	106.1	31.52	103.8	30.55	101.8	29.27	100.9	28.42	97.10	25.45
		500.0	110.0	32.90	107.8	31.52	105.5	30.55	103.4	29.27	102.5	28.42	98.50	25.45
		554.0	111.3	32.90	109.2	31.52	106.8	30.55	104.7	29.27	103.8	28.42	99.70	25.45
	5	169.2	153.7	34.95	150.0	33.63	146.5	32.78	143.3	31.38	137.7	30.50	131.0	27.32
		220.5	154.2	35.10	150.3	33.79	146.5	32.94	143.3	31.54	137.7	30.65	131.0	27.47
		423.0	156.2	35.72	151.5	34.42	146.7	33.61	143.3	32.21	137.7	31.28	131.0	28.00
		500.0	157.1	35.96	151.8	34.65	146.7	33.83	143.3	32.44	137.7	31.52	131.0	28.19
		554.0	157.8	36.16	152.1	34.84	146.7	34.03	143.3	32.63	137.7	31.72	131.0	28.36
	10	169.2	154.3	31.34	150.5	30.27	146.4	29.61	143.0	28.62	137.4	27.68	130.8	24.88
		220.5	154.9	31.39	150.9	30.36	146.7	29.70	143.3	28.66	137.7	27.66	131.1	24.91
		423.0	157.1	31.62	152.4	30.70	147.4	30.04	144.2	28.81	138.6	27.58	131.6	25.03
		500.0	158.0	31.62	153.1	30.70	148.0	29.96	144.3	28.73	138.9	27.69	132.0	25.30
		554.0	158.7	31.62	153.7	30.70	148.6	29.90	144.5	28.66	139.1	27.79	132.3	25.53
	15	169.2	154.7	27.73	150.6	26.96	146.2	26.50	142.8	25.87	137.3	24.82	130.7	22.50
		220.5	155.4	27.69	151.2	26.96	146.7	26.50	143.2	25.78	137.8	24.64	131.0	22.41
		423.0	158.0	27.53	153.4	26.96	148.4	26.50	144.9	25.38	139.5	23.91	132.3	22.01
		500.0	158.8	27.35	154.2	26.72	149.2	26.14	145.5	25.03	139.9	23.91	133.0	22.40
		554.0	159.5	27.20	154.9	26.52	149.8	25.86	145.8	24.74	140.2	23.91	133.7	22.73
	20	169.2	157.5	23.93	153.3	23.37	148.3	22.79	144.3	22.40	139.1	21.77	131.7	20.35
		220.5	158.3	23.98	153.8	23.37	148.8	22.79	144.9	22.40	139.6	21.68	132.2	20.32
		423.0	161.8	24.18	155.9	23.37	150.5	22.79	147.1	22.40	141.2	21.28	134.3	20.16
		500.0	162.8	24.18	157.1	23.37	151.4	22.79	147.4	22.01	142.0	21.28	134.7	20.16
		554.0	163.7	24.18	158.1	23.37	152.1	22.79	147.7	21.69	142.6	21.28	135.0	20.16
	25	169.2	162.5	21.78	157.7	20.98	151.4	20.64	148.0	19.86	142.9	19.13	135.2	17.54
		220.5	162.8	21.74	157.7	20.90	151.4	20.55	148.0	19.77	142.9	19.04	135.2	17.54
		423.0	164.1	21.58	157.7	20.55	151.4	20.16	148.0	19.42	142.9	18.66	135.2	17.54
		500.0	165.0	21.58	157.7	20.62	151.4	19.77	148.0	19.42	142.9	18.30	135.2	17.19
		554.0	165.7	21.58	157.7	20.68	151.4	19.43	148.0	19.42	142.9	18.02	135.2	16.90
	30	169.2	165.0	19.86	157.7	19.13	151.4	18.40	148.0	18.02	142.9	16.90	135.2	15.78
		220.5	165.0	19.77	157.7	19.04	151.4	18.31	148.0	17.93	142.9	16.81	135.2	15.69
		423.0	165.0	19.42	157.7	18.66	151.4	17.92	148.0	17.54	142.9	16.42	135.2	15.29
		500.0	165.0	19.27	157.7	18.30	151.4	17.54	148.0	17.19	142.9	16.42	135.2	15.29
		554.0	165.0	19.16	157.7	18.02	151.4	17.22	148.0	16.90	142.9	16.42	135.2	15.29
	35	169.2	165.0	18.83	157.7	17.62	151.4	16.90	148.0	16.16	142.9	15.39	135.2	14.27
		220.5	165.0	18.65	157.7	17.54	151.4	16.81	148.0	16.07	142.9	15.30	135.2	14.18
		423.0	165.0	17.92	157.7	17.19	151.4	16.42	148.0	15.69	142.9	14.94	135.2	13.82
		500.0	165.0	17.45	157.7	16.81	151.4	16.07	148.0	15.69	142.9	14.94	135.2	13.82
		554.0	165.0	17.06	157.7	16.49	151.4	15.78	148.0	15.69	142.9	14.94	135.2	13.82
	40	169.2	165.0	17.72	157.7	16.99	151.4	15.87	148.0	15.04	142.9	14.27	135.2	13.14
		220.5	165.0	17.55	157.7	16.81	151.4	15.68	148.0	14.95	142.9	14.18	135.2	13.06
		423.0	165.0	16.81	157.7	16.07	151.4	14.94	148.0	14.56	142.9	13.82	135.2	12.71
500.0		165.0	16.56	157.7	15.69	151.4	14.94	148.0	14.17	142.9	13.44	135.2	12.32	
554.0		165.0	16.36	157.7	15.37	151.4	14.94	148.0	13.85	142.9	13.12	135.2	12.00	
45	169.2	165.0	16.60	157.7	16.36	151.4	14.84	148.0	13.92	142.9	13.14	135.2	12.02	
	220.5	165.0	16.43	157.7	16.08	151.4	14.57	148.0	13.83	142.9	13.06	135.2	11.94	
	423.0	165.0	15.69	157.7	14.94	151.4	13.44	148.0	13.44	142.9	12.71	135.2	11.59	
	500.0	165.0	15.69	157.7	14.56	151.4	13.82	148.0	12.71	142.9	11.93	135.2	10.81	

7. Capacity Tables

Combi. (%)	Inlet Water Temp. (°C)	Water Flow Rate (LPM)	Indoor Air Temp. (°C, DB)											
			16.0		18.0		20.0		21.0		22.0		24.0	
			TC	PI	TC	PI	TC	PI	TC	PI	TC	PI	TC	PI
110	45	554.0	165.0	15.69	157.7	14.24	151.4	14.15	148.0	12.09	142.9	11.28	135.2	10.14
100	-5	169.2	55.70	23.76	55.30	22.40	55.00	20.55	54.60	19.69	54.10	18.81	53.10	17.11
		220.5	57.60	24.16	57.20	22.83	56.90	20.99	56.50	20.12	56.00	19.23	55.00	17.50
		423.0	65.30	25.80	64.80	24.52	64.50	22.79	63.80	21.81	63.30	20.89	62.30	19.00
		500.0	72.10	27.46	71.60	26.23	71.10	24.56	70.50	23.56	70.00	22.52	68.70	20.48
		554.0	77.70	28.88	76.90	27.68	76.40	26.08	76.10	25.05	75.40	23.91	74.00	21.75
	0	169.2	99.60	32.51	97.40	31.55	95.40	30.11	93.70	28.84	92.00	27.61	88.90	25.06
		220.5	100.2	32.59	98.00	31.63	96.00	30.20	94.30	28.93	92.60	27.69	89.40	25.14
		423.0	102.5	32.90	100.3	31.95	98.10	30.55	96.40	29.27	94.80	28.00	91.50	25.45
		500.0	104.0	32.90	101.8	31.95	99.70	30.55	97.80	29.27	96.20	28.00	92.80	25.45
		554.0	105.3	32.90	103.1	31.95	100.9	30.55	99.10	29.27	97.20	28.00	93.90	25.45
	5	169.2	147.0	34.95	142.1	34.10	138.4	32.78	135.7	31.38	129.2	30.04	123.2	27.32
		220.5	147.5	35.10	142.4	34.25	138.4	32.94	135.7	31.54	129.2	30.19	123.2	27.47
		423.0	149.6	35.72	143.4	34.88	138.6	33.61	135.7	32.21	129.2	30.82	123.2	28.00
		500.0	150.5	35.96	143.7	35.11	138.6	33.83	135.7	32.44	129.2	31.02	123.2	28.19
		554.0	151.2	36.16	143.9	35.32	138.6	34.03	135.7	32.63	129.2	31.19	123.2	28.36
	10	169.2	147.8	31.26	142.6	30.57	138.6	29.61	135.7	28.62	129.2	27.20	123.2	24.88
		220.5	148.1	31.41	142.9	30.67	138.6	29.70	135.7	28.66	129.2	27.23	123.2	24.91
		423.0	149.6	31.97	143.5	31.05	138.6	30.04	135.7	28.81	129.2	27.35	123.2	25.03
		500.0	150.6	31.86	144.2	31.05	138.6	29.96	135.7	28.73	129.2	27.26	123.2	24.91
		554.0	151.5	31.78	144.7	31.05	138.6	29.90	135.7	28.66	129.2	27.19	123.2	24.81
	15	169.2	148.6	27.55	143.1	27.09	138.6	26.50	135.7	25.87	129.2	24.35	123.2	22.50
		220.5	148.9	27.70	143.1	27.12	138.6	26.50	135.7	25.78	129.2	24.26	123.2	22.41
		423.0	149.6	28.24	143.6	27.19	138.6	26.50	135.7	25.38	129.2	23.91	123.2	22.01
		500.0	150.9	27.77	144.3	26.96	138.6	26.14	135.7	25.03	129.2	23.52	123.2	21.67
		554.0	151.9	27.37	144.9	26.78	138.6	25.86	135.7	24.74	129.2	23.20	123.2	21.38
	20	169.2	149.4	23.57	143.9	22.96	138.6	22.40	135.7	22.10	129.2	20.64	123.2	19.62
		220.5	150.0	23.68	143.9	22.99	138.6	22.40	135.7	22.02	129.2	20.55	123.2	19.43
		423.0	152.2	24.10	144.3	23.05	138.6	22.40	135.7	21.67	129.2	20.16	123.2	18.66
		500.0	153.1	23.68	145.7	22.86	138.6	22.01	135.7	21.28	129.2	19.77	123.2	18.30
		554.0	153.8	23.33	146.8	22.71	138.6	21.69	135.7	20.96	129.2	19.43	123.2	18.02
	25	169.2	151.2	20.60	146.2	19.96	138.6	19.13	135.7	18.40	129.2	17.29	123.2	15.69
		220.5	151.8	20.63	146.2	19.85	138.6	19.04	135.7	18.31	129.2	17.20	123.2	15.69
		423.0	154.0	20.70	146.2	19.42	138.6	18.66	135.7	17.92	129.2	16.81	123.2	15.69
		500.0	154.7	20.24	146.2	19.27	138.6	18.30	135.7	17.54	129.2	16.81	123.2	15.29
		554.0	155.3	19.85	146.2	19.16	138.6	18.02	135.7	17.22	129.2	16.81	123.2	14.95
	30	169.2	154.7	18.74	146.2	17.29	138.6	16.10	135.7	15.78	129.2	14.56	123.2	13.92
		220.5	154.7	18.65	146.2	17.20	138.6	16.07	135.7	15.69	129.2	14.56	123.2	13.83
		423.0	154.7	18.30	146.2	16.81	138.6	15.92	135.7	15.29	129.2	14.56	123.2	13.44
		500.0	154.7	17.92	146.2	16.81	138.6	15.69	135.7	15.29	129.2	14.17	123.2	13.44
		554.0	154.7	17.60	146.2	16.81	138.6	15.51	135.7	15.29	129.2	13.85	123.2	13.44
	35	169.2	154.7	17.38	146.2	15.87	138.6	14.21	135.7	13.92	129.2	13.14	123.2	12.02
		220.5	154.7	17.19	146.2	15.68	138.6	14.18	135.7	13.83	129.2	13.06	123.2	11.94
		423.0	154.7	16.42	146.2	14.94	138.6	14.02	135.7	13.44	129.2	12.71	123.2	11.59
		500.0	154.7	16.42	146.2	14.94	138.6	13.82	135.7	13.44	129.2	12.71	123.2	11.59
		554.0	154.7	16.42	146.2	14.94	138.6	13.65	135.7	13.44	129.2	12.71	123.2	11.59
	40	169.2	154.7	16.26	146.2	14.74	138.6	12.75	135.7	12.42	129.2	11.68	123.2	10.90
		220.5	154.7	16.07	146.2	14.56	138.6	12.71	135.7	12.33	129.2	11.59	123.2	10.81
		423.0	154.7	15.29	146.2	13.82	138.6	12.55	135.7	11.93	129.2	11.21	123.2	10.47
500.0		154.7	14.94	146.2	13.82	138.6	12.32	135.7	11.93	129.2	11.21	123.2	10.47	
554.0		154.7	14.65	146.2	13.82	138.6	12.14	135.7	11.93	129.2	11.21	123.2	10.47	
45	169.2	154.7	15.14	146.2	13.62	138.6	11.23	135.7	10.90	129.2	10.18	123.2	9.79	
	220.5	154.7	14.95	146.2	13.45	138.6	11.20	135.7	10.81	129.2	10.09	123.2	9.70	
	423.0	154.7	14.17	146.2	12.71	138.6	11.04	135.7	10.47	129.2	9.69	123.2	9.35	
	500.0	154.7	13.44	146.2	12.71	138.6	10.81	135.7	10.47	129.2	9.69	123.2	9.35	

7. Capacity Tables

Combi. (%)	Inlet Water Temp. (°C)	Water Flow Rate (LPM)	Indoor Air Temp. (°C, DB)											
			16.0		18.0		20.0		21.0		22.0		24.0	
			TC	PI	TC	PI	TC	PI	TC	PI	TC	PI	TC	PI
100	45	554.0	154.7	12.82	146.2	12.71	138.6	10.60	135.7	10.47	129.2	9.69	123.2	9.35
90	-5	169.2	52.60	22.06	51.00	20.09	49.40	17.64	49.10	16.82	48.70	16.22	47.90	14.55
		220.5	54.40	22.45	52.80	20.47	51.10	18.03	50.80	17.18	50.50	16.58	49.50	14.86
		423.0	61.60	23.95	59.70	21.97	57.90	19.58	57.50	18.66	57.20	18.00	55.90	16.14
		500.0	68.10	25.45	65.90	23.52	63.90	21.12	63.40	20.13	63.10	19.39	61.90	17.41
		554.0	73.30	26.76	70.90	24.84	68.90	22.44	68.30	21.40	68.00	20.56	66.70	18.50
	0	169.2	94.10	30.04	89.80	28.19	85.60	25.88	84.30	24.69	82.90	23.76	79.80	21.34
		220.5	94.70	30.12	90.30	28.27	86.20	25.95	84.80	24.76	83.40	23.83	80.30	21.40
		423.0	96.80	30.43	92.40	28.58	88.20	26.23	86.70	25.03	85.40	24.10	82.30	21.63
		500.0	98.30	30.43	93.70	28.58	89.60	26.23	88.00	25.03	86.70	24.10	83.60	21.63
		554.0	99.60	30.43	94.80	28.58	90.60	26.23	89.10	25.03	87.80	24.10	84.60	21.63
	5	169.2	132.9	32.25	128.6	30.44	124.5	28.18	121.9	26.86	116.6	25.85	111.0	23.22
		220.5	133.1	32.40	128.6	30.59	124.5	28.32	121.9	27.00	116.6	25.99	111.0	23.34
		423.0	133.6	32.98	128.2	31.16	124.5	28.85	121.9	27.53	116.6	26.53	111.0	23.79
		500.0	134.3	33.18	128.5	31.36	124.5	29.08	121.9	27.73	116.6	26.72	111.0	23.98
		554.0	135.0	33.35	128.8	31.53	124.5	29.29	121.9	27.90	116.6	26.88	111.0	24.14
	10	169.2	133.6	28.48	129.1	27.09	124.5	25.50	121.9	24.45	116.6	23.46	111.0	21.14
		220.5	133.6	28.51	129.0	27.12	124.5	25.53	121.9	24.48	116.6	23.44	111.0	21.17
		423.0	133.3	28.58	128.3	27.22	124.5	25.64	121.9	24.61	116.6	23.37	111.0	21.24
		500.0	134.2	28.50	128.6	27.15	124.5	25.57	121.9	24.52	116.6	23.44	111.0	21.32
		554.0	134.9	28.44	129.0	27.08	124.5	25.50	121.9	24.46	116.6	23.50	111.0	21.39
	15	169.2	134.3	24.66	129.5	23.78	124.5	22.89	121.9	22.10	116.6	21.08	111.0	19.13
		220.5	134.1	24.57	129.3	23.69	124.5	22.80	121.9	22.02	116.6	20.90	111.0	19.04
		423.0	133.2	24.18	128.5	23.29	124.5	22.40	121.9	21.67	116.6	20.16	111.0	18.66
		500.0	134.1	23.82	128.8	22.94	124.5	22.01	121.9	21.28	116.6	20.16	111.0	18.66
		554.0	134.8	23.52	129.0	22.65	124.5	21.69	121.9	20.96	116.6	20.16	111.0	18.66
	20	169.2	135.1	20.82	130.1	20.21	124.5	19.52	121.9	18.74	116.6	18.10	111.0	16.99
		220.5	135.1	20.82	129.8	20.16	124.5	19.43	121.9	18.65	116.6	17.92	111.0	16.81
		423.0	134.5	20.82	128.8	19.93	124.5	19.03	121.9	18.30	116.6	17.19	111.0	16.07
		500.0	134.9	20.48	129.2	19.77	124.5	19.03	121.9	18.30	116.6	17.19	111.0	16.07
		554.0	135.2	20.19	129.5	19.64	124.5	19.03	121.9	18.30	116.6	17.19	111.0	16.07
	25	169.2	137.3	18.19	131.7	17.22	124.5	16.50	121.9	15.69	116.6	15.04	111.0	13.92
		220.5	137.6	18.16	131.7	17.18	124.5	16.42	121.9	15.69	116.6	14.95	111.0	13.83
		423.0	139.0	18.00	131.7	17.03	124.5	16.07	121.9	15.69	116.6	14.56	111.0	13.44
		500.0	139.5	17.54	131.7	16.65	124.5	16.07	121.9	15.29	116.6	14.56	111.0	13.44
		554.0	139.9	17.15	131.7	16.33	124.5	16.07	121.9	14.95	116.6	14.56	111.0	13.44
	30	169.2	139.5	16.50	131.7	15.39	124.5	14.27	121.9	13.92	116.6	13.14	111.0	11.93
		220.5	139.5	16.42	131.7	15.30	124.5	14.18	121.9	13.83	116.6	13.06	111.0	11.93
		423.0	139.5	16.07	131.7	14.94	124.5	13.82	121.9	13.44	116.6	12.71	111.0	11.93
		500.0	139.5	15.69	131.7	14.56	124.5	13.82	121.9	13.44	116.6	12.71	111.0	11.59
		554.0	139.5	15.37	131.7	14.24	124.5	13.82	121.9	13.44	116.6	12.71	111.0	11.31
	35	169.2	139.5	15.04	131.7	13.92	124.5	12.81	121.9	12.42	116.6	11.68	111.0	10.90
		220.5	139.5	14.95	131.7	13.83	124.5	12.72	121.9	12.33	116.6	11.59	111.0	10.81
		423.0	139.5	14.56	131.7	13.44	124.5	12.32	121.9	11.93	116.6	11.21	111.0	10.47
		500.0	139.5	14.17	131.7	13.05	124.5	11.93	121.9	11.59	116.6	11.21	111.0	10.47
		554.0	139.5	13.85	131.7	12.73	124.5	11.62	121.9	11.31	116.6	11.21	111.0	10.47
	40	169.2	139.5	14.02	131.7	12.81	124.5	11.29	121.9	10.90	116.6	10.57	111.0	9.79
		220.5	139.5	13.83	131.7	12.72	124.5	11.20	121.9	10.81	116.6	10.48	111.0	9.70
		423.0	139.5	13.05	131.7	12.32	124.5	10.81	121.9	10.47	116.6	10.08	111.0	9.35
500.0		139.5	13.05	131.7	12.32	124.5	10.81	121.9	10.47	116.6	10.08	111.0	9.35	
554.0		139.5	13.05	131.7	12.32	124.5	10.81	121.9	10.47	116.6	10.08	111.0	9.35	
45	169.2	139.5	12.99	131.7	11.68	124.5	9.79	121.9	9.45	116.6	9.45	111.0	8.66	
	220.5	139.5	12.72	131.7	11.59	124.5	9.70	121.9	9.36	116.6	9.36	111.0	8.58	
	423.0	139.5	11.59	131.7	11.21	124.5	9.35	121.9	8.96	116.6	8.96	111.0	8.23	
	500.0	139.5	11.93	131.7	11.59	124.5	9.69	121.9	9.35	116.6	8.96	111.0	8.23	

7. Capacity Tables

Combi. (%)	Inlet Water Temp. (°C)	Water Flow Rate (LPM)	Indoor Air Temp. (°C, DB)											
			16.0		18.0		20.0		21.0		22.0		24.0	
			TC	PI	TC	PI	TC	PI	TC	PI	TC	PI	TC	PI
90	45	554.0	139.5	12.23	131.7	11.92	124.5	9.98	121.9	9.68	116.6	8.96	111.0	8.23
80	-5	169.2	49.70	15.72	46.60	15.12	44.10	14.47	43.60	13.98	43.40	13.34	42.50	12.29
		220.5	51.40	16.06	48.20	15.45	45.60	14.78	45.10	14.28	44.90	13.63	44.00	12.55
		423.0	58.10	17.45	54.60	16.76	51.50	16.03	51.00	15.49	50.80	14.80	49.70	13.59
		500.0	64.30	18.81	60.30	18.08	57.00	17.31	56.30	16.72	56.00	15.95	55.00	14.67
		554.0	69.30	19.97	64.90	19.20	61.50	18.40	60.60	17.78	60.40	16.94	59.30	15.60
	0	169.2	88.90	23.07	81.90	22.14	76.30	21.22	74.80	20.49	73.80	19.52	71.00	17.98
		220.5	89.40	23.14	82.40	22.21	76.80	21.28	75.30	20.55	74.30	19.58	71.50	18.03
		423.0	91.50	23.40	84.30	22.48	78.50	21.51	77.00	20.78	76.10	19.81	73.10	18.23
		500.0	92.80	23.40	85.60	22.48	79.80	21.51	78.30	20.78	77.30	19.81	74.30	18.23
		554.0	93.80	23.40	86.60	22.48	80.90	21.51	79.30	20.78	78.20	19.81	75.30	18.23
	5	169.2	122.8	25.08	115.9	24.14	110.9	23.05	108.4	22.28	103.8	21.25	98.60	19.55
		220.5	123.1	25.23	116.2	24.26	110.9	23.17	108.4	22.40	103.8	21.36	98.60	19.67
		423.0	124.1	25.77	117.0	24.71	111.0	23.68	108.4	22.86	103.8	21.78	98.60	20.09
		500.0	124.1	25.91	117.0	24.91	111.0	23.82	108.4	23.02	103.8	21.94	98.60	20.19
		554.0	124.1	26.03	117.0	25.08	111.0	23.95	108.4	23.14	103.8	22.06	98.60	20.28
	10	169.2	123.5	23.09	116.4	22.04	110.9	20.92	108.4	20.35	103.8	19.26	98.60	17.84
		220.5	123.6	23.06	116.5	22.01	110.9	20.93	108.4	20.35	103.8	19.27	98.60	17.84
		423.0	124.1	22.94	117.0	21.90	111.0	20.98	108.4	20.39	103.8	19.31	98.60	17.88
		500.0	124.1	22.86	117.0	21.97	111.0	21.04	108.4	20.28	103.8	19.20	98.60	17.76
		554.0	124.1	22.80	117.0	22.04	111.0	21.10	108.4	20.17	103.8	19.09	98.60	17.66
	15	169.2	124.1	21.08	117.0	19.96	111.0	18.74	108.4	18.40	103.8	17.29	98.60	16.16
		220.5	124.1	20.90	117.0	19.77	111.0	18.65	108.4	18.31	103.8	17.20	98.60	16.07
		423.0	124.1	20.16	117.0	19.03	111.0	18.30	108.4	17.92	103.8	16.81	98.60	15.69
		500.0	124.1	19.77	117.0	19.03	111.0	18.30	108.4	17.54	103.8	16.42	98.60	15.29
		554.0	124.1	19.43	117.0	19.03	111.0	18.30	108.4	17.22	103.8	16.10	98.60	14.95
	20	169.2	124.1	17.62	117.0	16.90	111.0	16.07	108.4	15.78	103.8	15.04	98.60	13.92
		220.5	124.1	17.54	117.0	16.81	111.0	16.07	108.4	15.69	103.8	14.95	98.60	13.83
		423.0	124.1	17.19	117.0	16.42	111.0	16.07	108.4	15.29	103.8	14.56	98.60	13.44
		500.0	124.1	16.81	117.0	16.07	111.0	15.69	108.4	15.29	103.8	14.17	98.60	13.44
		554.0	124.1	16.49	117.0	15.78	111.0	15.37	108.4	15.29	103.8	13.85	98.60	13.44
	25	169.2	124.1	15.78	117.0	14.66	111.0	13.82	108.4	13.54	103.8	12.81	98.60	12.02
		220.5	124.1	15.69	117.0	14.57	111.0	13.82	108.4	13.45	103.8	12.72	98.60	11.94
		423.0	124.1	15.29	117.0	14.17	111.0	13.82	108.4	13.05	103.8	12.32	98.60	11.59
		500.0	124.1	14.94	117.0	14.17	111.0	13.44	108.4	13.05	103.8	12.32	98.60	11.59
		554.0	124.1	14.65	117.0	14.17	111.0	13.12	108.4	13.05	103.8	12.32	98.60	11.59
	30	169.2	124.1	13.92	117.0	13.14	111.0	12.42	108.4	12.02	103.8	11.29	98.60	10.57
		220.5	124.1	13.83	117.0	13.06	111.0	12.33	108.4	11.94	103.8	11.20	98.60	10.48
		423.0	124.1	13.44	117.0	12.71	111.0	11.93	108.4	11.59	103.8	10.81	98.60	10.08
		500.0	124.1	13.44	117.0	12.71	111.0	11.93	108.4	11.59	103.8	10.81	98.60	10.08
		554.0	124.1	13.44	117.0	12.71	111.0	11.93	108.4	11.59	103.8	10.81	98.60	10.08
	35	169.2	124.1	12.81	117.0	12.02	111.0	10.90	108.4	10.47	103.8	10.18	98.60	9.35
		220.5	124.1	12.72	117.0	11.94	111.0	10.81	108.4	10.47	103.8	10.09	98.60	9.35
		423.0	124.1	12.32	117.0	11.59	111.0	10.47	108.4	10.47	103.8	9.69	98.60	9.35
		500.0	124.1	12.32	117.0	11.21	111.0	10.47	108.4	10.08	103.8	9.69	98.60	8.96
		554.0	124.1	12.32	117.0	10.89	111.0	10.47	108.4	9.76	103.8	9.69	98.60	8.64
	40	169.2	124.1	12.12	117.0	10.90	111.0	9.69	108.4	9.79	103.8	8.96	98.60	8.66
		220.5	124.1	11.94	117.0	10.81	111.0	9.69	108.4	9.70	103.8	8.96	98.60	8.58
		423.0	124.1	11.21	117.0	10.47	111.0	9.69	108.4	9.35	103.8	8.96	98.60	8.23
500.0		124.1	11.21	117.0	10.47	111.0	9.35	108.4	9.35	103.8	8.96	98.60	8.23	
554.0		124.1	11.21	117.0	10.47	111.0	9.06	108.4	9.35	103.8	8.96	98.60	8.23	
45	169.2	124.1	11.48	117.0	9.79	111.0	8.48	108.4	9.15	103.8	7.74	98.60	8.03	
	220.5	124.1	11.21	117.0	9.70	111.0	8.57	108.4	8.97	103.8	7.84	98.60	7.85	
	423.0	124.1	10.08	117.0	9.35	111.0	8.96	108.4	8.23	103.8	8.23	98.60	7.11	
	500.0	124.1	10.08	117.0	9.69	111.0	8.23	108.4	8.58	103.8	8.23	98.60	7.46	

7. Capacity Tables

Combi. (%)	Inlet Water Temp. (°C)	Water Flow Rate (LPM)	Indoor Air Temp. (°C, DB)											
			16.0		18.0		20.0		21.0		22.0		24.0	
			TC	PI	TC	PI	TC	PI	TC	PI	TC	PI	TC	PI
80	45	554.0	124.1	10.08	117.0	9.98	111.0	7.60	108.4	8.87	103.8	8.23	98.60	7.76
70	-5	169.2	43.40	13.49	40.80	12.85	38.60	12.43	38.10	11.72	37.90	11.31	37.30	10.28
		220.5	44.90	13.78	42.20	13.13	39.90	12.70	39.50	11.96	39.20	11.55	38.60	10.50
		423.0	50.80	14.94	47.70	14.25	45.00	13.78	44.60	12.98	44.40	12.51	43.60	11.39
		500.0	56.30	16.14	52.80	15.37	49.70	14.86	49.30	13.98	49.00	13.52	48.10	12.29
		554.0	60.80	17.17	57.00	16.32	53.60	15.78	53.20	14.85	52.90	14.38	51.80	13.05
	0	169.2	77.70	19.75	71.70	18.83	66.60	18.20	65.50	17.14	64.50	16.56	62.20	15.06
		220.5	78.20	19.82	72.20	18.88	67.10	18.27	65.90	17.19	64.90	16.61	62.50	15.10
		423.0	79.90	20.05	73.90	19.07	68.60	18.50	67.50	17.38	66.40	16.81	63.90	15.26
		500.0	81.10	20.05	75.10	19.07	69.60	18.50	68.50	17.38	67.50	16.81	65.00	15.26
		554.0	82.20	20.05	76.00	19.07	70.30	18.50	69.20	17.38	68.40	16.81	65.70	15.26
	5	169.2	107.3	21.52	101.6	20.48	96.80	19.82	94.80	18.68	90.50	18.02	86.20	16.36
		220.5	107.6	21.63	101.9	20.59	96.80	19.93	94.80	18.77	90.50	18.12	86.20	16.45
		423.0	108.4	22.05	102.6	21.01	96.90	20.35	94.80	19.12	90.50	18.50	86.20	16.81
		500.0	108.4	22.20	102.5	21.17	96.90	20.51	94.80	19.27	90.50	18.61	86.20	16.91
		554.0	108.4	22.33	102.5	21.30	96.90	20.65	94.80	19.41	90.50	18.70	86.20	17.00
	10	169.2	107.8	19.81	102.1	18.73	96.90	18.04	94.80	17.03	90.50	16.33	86.20	14.94
		220.5	107.9	19.78	102.1	18.69	96.90	18.00	94.80	17.03	90.50	16.33	86.20	14.94
		423.0	108.4	19.62	102.5	18.53	96.90	17.84	94.80	17.03	90.50	16.33	86.20	14.94
		500.0	108.4	19.70	102.5	18.61	96.90	17.92	94.80	17.11	90.50	16.22	86.20	14.99
		554.0	108.4	19.77	102.5	18.68	96.90	17.98	94.80	17.18	90.50	16.12	86.20	15.02
	15	169.2	108.4	18.10	102.5	16.99	96.90	16.26	94.80	15.39	90.50	14.66	86.20	13.54
		220.5	108.4	17.92	102.5	16.81	96.90	16.07	94.80	15.30	90.50	14.57	86.20	13.45
		423.0	108.4	17.19	102.5	16.07	96.90	15.29	94.80	14.94	90.50	14.17	86.20	13.05
		500.0	108.4	17.19	102.5	16.07	96.90	15.29	94.80	14.94	90.50	13.82	86.20	13.05
		554.0	108.4	17.19	102.5	16.07	96.90	15.29	94.80	14.94	90.50	13.54	86.20	13.05
	20	169.2	108.4	15.04	102.5	14.27	96.90	13.92	94.80	13.54	90.50	12.81	86.20	12.02
		220.5	108.4	14.95	102.5	14.18	96.90	13.83	94.80	13.45	90.50	12.72	86.20	11.94
		423.0	108.4	14.56	102.5	13.82	96.90	13.44	94.80	13.05	90.50	12.32	86.20	11.59
		500.0	108.4	14.56	102.5	13.82	96.90	13.44	94.80	12.71	90.50	12.32	86.20	11.21
		554.0	108.4	14.56	102.5	13.82	96.90	13.44	94.80	12.43	90.50	12.32	86.20	10.89
	25	169.2	108.4	13.54	102.5	12.81	96.90	12.02	94.80	11.68	90.50	10.81	86.20	10.08
		220.5	108.4	13.45	102.5	12.72	96.90	11.94	94.80	11.59	90.50	10.81	86.20	10.08
		423.0	108.4	13.05	102.5	12.32	96.90	11.59	94.80	11.21	90.50	10.81	86.20	10.08
		500.0	108.4	12.71	102.5	11.93	96.90	11.59	94.80	11.21	90.50	10.47	86.20	10.08
		554.0	108.4	12.43	102.5	11.62	96.90	11.59	94.80	11.21	90.50	10.18	86.20	10.08
	30	169.2	108.4	12.02	102.5	11.29	96.90	10.57	94.80	10.08	90.50	9.79	86.20	8.96
		220.5	108.4	11.94	102.5	11.20	96.90	10.48	94.80	10.08	90.50	9.70	86.20	8.96
		423.0	108.4	11.59	102.5	10.81	96.90	10.08	94.80	10.08	90.50	9.35	86.20	8.96
		500.0	108.4	11.59	102.5	10.81	96.90	10.08	94.80	9.69	90.50	9.35	86.20	8.96
		554.0	108.4	11.59	102.5	10.81	96.90	10.08	94.80	9.37	90.50	9.35	86.20	8.96
	35	169.2	108.4	10.90	102.5	10.18	96.90	9.35	94.80	9.45	90.50	8.58	86.20	8.33
		220.5	108.4	10.81	102.5	10.09	96.90	9.35	94.80	9.36	90.50	8.58	86.20	8.24
		423.0	108.4	10.47	102.5	9.69	96.90	9.35	94.80	8.96	90.50	8.58	86.20	7.84
		500.0	108.4	10.47	102.5	9.69	96.90	8.96	94.80	8.96	90.50	8.58	86.20	7.84
		554.0	108.4	10.47	102.5	9.69	96.90	8.64	94.80	8.96	90.50	8.58	86.20	7.84
	40	169.2	108.4	10.18	102.5	9.45	96.90	8.66	94.80	8.23	90.50	7.84	86.20	7.54
		220.5	108.4	10.09	102.5	9.36	96.90	8.58	94.80	8.23	90.50	7.84	86.20	7.46
		423.0	108.4	9.69	102.5	8.96	96.90	8.23	94.80	8.23	90.50	7.84	86.20	7.11
500.0		108.4	9.69	102.5	8.96	96.90	8.23	94.80	7.84	90.50	7.46	86.20	7.11	
554.0		108.4	9.69	102.5	8.96	96.90	8.23	94.80	7.52	90.50	7.14	86.20	7.11	
45	169.2	108.4	9.45	102.5	8.66	96.90	8.03	94.80	7.01	90.50	7.11	86.20	6.81	
	220.5	108.4	9.36	102.5	8.58	96.90	7.85	94.80	7.10	90.50	7.11	86.20	6.72	
	423.0	108.4	8.96	102.5	8.23	96.90	7.11	94.80	7.46	90.50	7.11	86.20	6.33	
	500.0	108.4	8.96	102.5	8.23	96.90	7.46	94.80	6.72	90.50	6.33	86.20	6.33	

7. Capacity Tables

Combi. (%)	Inlet Water Temp. (°C)	Water Flow Rate (LPM)	Indoor Air Temp. (°C, DB)											
			16.0		18.0		20.0		21.0		22.0		24.0	
			TC	PI	TC	PI	TC	PI	TC	PI	TC	PI	TC	PI
70	45	554.0	108.4	8.96	102.5	8.23	96.90	7.76	94.80	6.10	90.50	5.66	86.20	6.33
60	-5	169.2	37.30	10.96	34.90	10.54	33.00	10.13	32.60	9.41	32.50	9.26	31.80	8.27
		220.5	38.60	11.20	36.20	10.78	34.10	10.35	33.70	9.61	33.60	9.46	32.90	8.46
		423.0	43.70	12.16	40.90	11.70	38.70	11.23	38.30	10.43	38.10	10.28	37.40	9.19
		500.0	48.20	13.09	45.20	12.63	42.80	12.12	42.30	11.27	42.20	11.08	41.30	9.89
		554.0	51.70	13.89	48.50	13.42	46.20	12.89	45.50	12.00	45.50	11.77	44.40	10.50
	0	169.2	66.60	16.06	61.40	15.49	57.20	14.82	56.20	13.78	55.40	13.59	53.30	12.14
		220.5	67.10	16.11	61.70	15.53	57.50	14.87	56.50	13.82	55.70	13.63	53.60	12.17
		423.0	68.60	16.30	63.20	15.69	59.00	15.06	57.80	13.98	57.00	13.78	54.80	12.29
		500.0	69.60	16.30	64.20	15.69	60.00	15.06	58.70	13.98	57.90	13.78	55.70	12.29
		554.0	70.30	16.30	65.10	15.69	60.90	15.06	59.40	13.98	58.60	13.78	56.40	12.29
	5	169.2	92.10	17.49	86.80	16.82	83.30	16.13	81.20	15.02	77.70	14.80	73.90	13.18
		220.5	92.40	17.58	87.10	16.91	83.30	16.22	81.20	15.10	77.70	14.88	73.90	13.25
		423.0	93.10	17.92	87.70	17.27	83.30	16.56	81.20	15.40	77.70	15.18	73.90	13.52
		500.0	93.10	18.08	87.60	17.38	83.30	16.68	81.20	15.53	77.70	15.26	73.90	13.64
		554.0	93.10	18.21	87.50	17.47	83.30	16.79	81.20	15.63	77.70	15.33	73.90	13.74
	10	169.2	92.60	16.07	87.10	15.37	83.30	14.64	81.20	13.67	77.70	13.42	73.90	12.02
		220.5	92.70	16.07	87.20	15.37	83.30	14.64	81.20	13.71	77.70	13.42	73.90	12.05
		423.0	93.10	16.07	87.70	15.37	83.30	14.64	81.20	13.87	77.70	13.36	73.90	12.16
		500.0	93.10	16.10	87.60	15.22	83.30	14.47	81.20	13.71	77.70	13.24	73.90	12.05
		554.0	93.10	16.12	87.50	15.11	83.30	14.34	81.20	13.57	77.70	13.14	73.90	11.95
	15	169.2	93.10	14.66	87.60	13.92	83.30	13.14	81.20	12.32	77.70	12.02	73.90	10.81
		220.5	93.10	14.57	87.60	13.83	83.30	13.06	81.20	12.32	77.70	11.94	73.90	10.81
		423.0	93.10	14.17	87.60	13.44	83.30	12.71	81.20	12.32	77.70	11.59	73.90	10.81
		500.0	93.10	14.17	87.60	13.05	83.30	12.32	81.20	11.93	77.70	11.21	73.90	10.47
		554.0	93.10	14.17	87.60	12.73	83.30	12.00	81.20	11.62	77.70	10.89	73.90	10.18
	20	169.2	93.10	12.81	87.60	12.02	83.30	11.29	81.20	10.90	77.70	10.57	73.90	9.79
		220.5	93.10	12.72	87.60	11.94	83.30	11.20	81.20	10.81	77.70	10.48	73.90	9.70
		423.0	93.10	12.32	87.60	11.59	83.30	10.81	81.20	10.47	77.70	10.08	73.90	9.35
		500.0	93.10	12.32	87.60	11.59	83.30	10.81	81.20	10.47	77.70	10.08	73.90	9.35
		554.0	93.10	12.32	87.60	11.59	83.30	10.81	81.20	10.47	77.70	10.08	73.90	9.35
	25	169.2	93.10	11.29	87.60	10.57	83.30	9.69	81.20	9.79	77.70	8.96	73.90	8.66
		220.5	93.10	11.20	87.60	10.48	83.30	9.69	81.20	9.70	77.70	8.96	73.90	8.58
		423.0	93.10	10.81	87.60	10.08	83.30	9.69	81.20	9.35	77.70	8.96	73.90	8.23
		500.0	93.10	10.81	87.60	10.08	83.30	9.35	81.20	9.35	77.70	8.96	73.90	8.23
		554.0	93.10	10.81	87.60	10.08	83.30	9.06	81.20	9.35	77.70	8.96	73.90	8.23
	30	169.2	93.10	10.18	87.60	9.45	83.30	9.06	81.20	8.66	77.70	8.33	73.90	7.94
		220.5	93.10	10.09	87.60	9.36	83.30	8.97	81.20	8.58	77.70	8.24	73.90	7.85
		423.0	93.10	9.69	87.60	8.96	83.30	8.58	81.20	8.23	77.70	7.84	73.90	7.46
		500.0	93.10	9.69	87.60	8.96	83.30	8.58	81.20	8.23	77.70	7.84	73.90	7.46
		554.0	93.10	9.69	87.60	8.96	83.30	8.58	81.20	8.23	77.70	7.84	73.90	7.46
	35	169.2	93.10	8.96	87.60	8.66	83.30	7.84	81.20	7.94	77.70	7.54	73.90	7.20
		220.5	93.10	8.96	87.60	8.58	83.30	7.84	81.20	7.85	77.70	7.46	73.90	7.11
		423.0	93.10	8.96	87.60	8.23	83.30	7.84	81.20	7.46	77.70	7.11	73.90	6.72
		500.0	93.10	8.96	87.60	8.23	83.30	7.46	81.20	7.46	77.70	7.11	73.90	6.72
		554.0	93.10	8.96	87.60	8.23	83.30	7.14	81.20	7.46	77.70	7.11	73.90	6.72
	40	169.2	93.10	8.23	87.60	7.94	83.30	7.11	81.20	7.20	77.70	6.81	73.90	6.33
		220.5	93.10	8.23	87.60	7.85	83.30	7.11	81.20	7.11	77.70	6.72	73.90	6.33
		423.0	93.10	8.23	87.60	7.46	83.30	7.11	81.20	6.72	77.70	6.33	73.90	6.33
500.0		93.10	8.23	87.60	7.46	83.30	7.11	81.20	6.72	77.70	6.33	73.90	6.33	
554.0		93.10	8.23	87.60	7.46	83.30	7.11	81.20	6.72	77.70	6.33	73.90	6.33	
45	169.2	93.10	7.46	87.60	7.20	83.30	6.33	81.20	6.42	77.70	6.08	73.90	5.50	
	220.5	93.10	7.46	87.60	7.11	83.30	6.33	81.20	6.33	77.70	5.99	73.90	5.59	
	423.0	93.10	7.46	87.60	6.72	83.30	6.33	81.20	5.98	77.70	5.60	73.90	5.98	
	500.0	93.10	7.46	87.60	6.72	83.30	6.72	81.20	5.98	77.70	5.60	73.90	5.98	

7. Capacity Tables

Combi. (%)	Inlet Water Temp. (°C)	Water Flow Rate (LPM)	Indoor Air Temp. (°C, DB)											
			16.0		18.0		20.0		21.0		22.0		24.0	
			TC	PI	TC	PI	TC	PI	TC	PI	TC	PI	TC	PI
60	45	554.0	93.10	7.46	87.60	6.72	83.30	7.06	81.20	5.98	77.70	5.60	73.90	5.98
	-5	169.2	31.10	8.73	29.20	8.27	27.60	7.83	27.10	7.40	27.00	6.95	26.50	6.58
		220.5	32.20	8.92	30.30	8.46	28.60	7.99	28.10	7.56	28.10	7.10	27.50	6.73
		423.0	36.20	9.65	34.00	9.19	32.30	8.65	31.80	8.23	31.70	7.73	31.10	7.26
		500.0	40.10	10.43	37.70	9.89	35.60	9.35	35.20	8.88	34.90	8.30	34.40	7.84
		554.0	43.20	11.09	40.50	10.50	38.30	9.94	37.90	9.44	37.60	8.81	37.10	8.35
	0	169.2	55.40	12.79	51.30	12.14	47.70	11.43	46.60	10.84	46.00	10.20	44.40	9.62
		220.5	55.70	12.82	51.60	12.17	48.00	11.47	46.90	10.88	46.30	10.23	44.70	9.65
		423.0	57.00	12.94	52.80	12.29	49.10	11.62	48.10	11.04	47.50	10.35	45.60	9.77
		500.0	57.90	12.94	53.50	12.29	49.70	11.62	48.80	11.04	48.10	10.35	46.40	9.77
554.0		58.60	12.94	54.00	12.29	50.30	11.62	49.40	11.04	48.70	10.35	47.10	9.77	
5	169.2	76.60	13.91	72.60	13.18	69.20	12.45	67.60	11.83	64.70	11.11	61.60	10.44	
	220.5	76.80	13.98	72.70	13.25	69.20	12.52	67.60	11.89	64.70	11.16	61.60	10.51	
	423.0	77.40	14.25	73.20	13.52	69.40	12.79	67.60	12.12	64.70	11.36	61.60	10.74	
	500.0	77.40	14.37	73.10	13.64	69.40	12.85	67.60	12.20	64.70	11.47	61.60	10.81	
	554.0	77.40	14.47	73.00	13.74	69.40	12.91	67.60	12.27	64.70	11.57	61.60	10.86	
10	169.2	77.00	12.81	72.70	12.06	69.20	11.33	67.60	10.83	64.70	10.01	61.60	9.56	
	220.5	77.00	12.79	72.70	12.06	69.20	11.31	67.60	10.81	64.70	10.04	61.60	9.54	
	423.0	77.40	12.71	73.20	12.02	69.40	11.23	67.60	10.74	64.70	10.15	61.60	9.46	
	500.0	77.40	12.79	73.10	12.05	69.40	11.27	67.60	10.78	64.70	10.00	61.60	9.51	
	554.0	77.40	12.86	73.00	12.07	69.40	11.30	67.60	10.81	64.70	9.86	61.60	9.54	
15	169.2	77.40	11.68	73.10	10.90	69.40	10.18	67.60	9.79	64.70	8.96	61.60	8.66	
	220.5	77.40	11.59	73.10	10.81	69.40	10.09	67.60	9.70	64.70	8.96	61.60	8.58	
	423.0	77.40	11.21	73.10	10.47	69.40	9.69	67.60	9.35	64.70	8.96	61.60	8.23	
	500.0	77.40	11.21	73.10	10.47	69.40	9.69	67.60	9.35	64.70	8.58	61.60	8.23	
	554.0	77.40	11.21	73.10	10.47	69.40	9.69	67.60	9.35	64.70	8.26	61.60	8.23	
50	20	169.2	77.40	10.18	73.10	9.45	69.40	9.06	67.60	8.66	64.70	8.33	61.60	7.46
		220.5	77.40	10.09	73.10	9.36	69.40	8.97	67.60	8.58	64.70	8.24	61.60	7.46
		423.0	77.40	9.69	73.10	8.96	69.40	8.58	67.60	8.23	64.70	7.84	61.60	7.46
		500.0	77.40	9.69	73.10	8.96	69.40	8.58	67.60	8.23	64.70	7.84	61.60	7.46
		554.0	77.40	9.69	73.10	8.96	69.40	8.58	67.60	8.23	64.70	7.84	61.60	7.46
	25	169.2	77.40	9.06	73.10	8.23	69.40	7.94	67.60	7.46	64.70	7.11	61.60	6.72
		220.5	77.40	8.97	73.10	8.23	69.40	7.85	67.60	7.46	64.70	7.11	61.60	6.72
		423.0	77.40	8.58	73.10	8.23	69.40	7.46	67.60	7.46	64.70	7.11	61.60	6.72
		500.0	77.40	8.58	73.10	8.23	69.40	7.46	67.60	7.46	64.70	7.11	61.60	6.72
		554.0	77.40	8.58	73.10	8.23	69.40	7.46	67.60	7.46	64.70	7.11	61.60	6.72
30	169.2	77.40	8.33	73.10	7.54	69.40	7.20	67.60	6.72	64.70	6.81	61.60	6.42	
	220.5	77.40	8.24	73.10	7.46	69.40	7.11	67.60	6.72	64.70	6.72	61.60	6.33	
	423.0	77.40	7.84	73.10	7.11	69.40	6.72	67.60	6.72	64.70	6.33	61.60	5.98	
	500.0	77.40	7.84	73.10	7.11	69.40	6.72	67.60	6.72	64.70	6.33	61.60	5.98	
	554.0	77.40	7.84	73.10	7.11	69.40	6.72	67.60	6.72	64.70	6.33	61.60	5.98	
35	169.2	77.40	7.54	73.10	6.72	69.40	6.33	67.60	6.42	64.70	5.98	61.60	5.60	
	220.5	77.40	7.46	73.10	6.72	69.40	6.33	67.60	6.33	64.70	5.98	61.60	5.60	
	423.0	77.40	7.11	73.10	6.72	69.40	6.33	67.60	5.98	64.70	5.98	61.60	5.60	
	500.0	77.40	7.11	73.10	6.72	69.40	6.33	67.60	5.98	64.70	5.98	61.60	5.60	
	554.0	77.40	7.11	73.10	6.72	69.40	6.33	67.60	5.98	64.70	5.98	61.60	5.60	
40	169.2	77.40	6.81	73.10	6.42	69.40	6.08	67.60	5.60	64.70	5.69	61.60	5.21	
	220.5	77.40	6.72	73.10	6.33	69.40	5.99	67.60	5.60	64.70	5.60	61.60	5.21	
	423.0	77.40	6.33	73.10	5.98	69.40	5.60	67.60	5.60	64.70	5.21	61.60	5.21	
	500.0	77.40	6.33	73.10	5.98	69.40	5.60	67.60	5.60	64.70	5.21	61.60	5.21	
	554.0	77.40	6.33	73.10	5.98	69.40	5.60	67.60	5.60	64.70	5.21	61.60	5.21	
45	169.2	77.40	6.08	73.10	6.18	69.40	5.78	67.60	4.78	64.70	5.39	61.60	4.86	
	220.5	77.40	5.99	73.10	5.99	69.40	5.60	67.60	4.87	64.70	5.22	61.60	4.86	
	423.0	77.40	5.60	73.10	5.21	69.40	4.86	67.60	5.21	64.70	4.48	61.60	4.86	
	500.0	77.40	5.60	73.10	5.21	69.40	4.86	67.60	5.21	64.70	4.48	61.60	4.86	

7. Capacity Tables

Combi. (%)	Inlet Water Temp. (°C)	Water Flow Rate (LPM)	Indoor Air Temp. (°C, DB)											
			16.0		18.0		20.0		21.0		22.0		24.0	
			TC	PI	TC	PI	TC	PI	TC	PI	TC	PI	TC	PI
50	45	554.0	77.40	5.60	73.10	5.21	69.40	4.86	67.60	5.21	64.70	4.48	61.60	4.86

Note

- TC: Total Capacity(kW), PI : Power Input(kW)
- Capacity tables show the average value of conditions which may occur.
- The minimum flow rate of the product is based on 50% of the rated flow rate or the value indicated in the specification table, whichever is greater.
However, when the 'Variable Water Flow Valve Control KIT' is applied, the minimum flow rate is allowed to 40% (gray colored area) of the rated flow rate.
- If the flow rate is less than minimum flow rate and the indoor unit combination ratio exceeds 130%, ask to LG Electronics even if the 'Variable Water Flow Valve Control KIT' is applied.

7. Capacity Tables

CRWM460LAS5

Combi. (%)	Inlet Water Temp. (°C)	Water Flow Rate (LPM)	Indoor Air Temp. (°C, DB)											
			16.0		18.0		20.0		21.0		22.0		24.0	
			TC	PI	TC	PI	TC	PI	TC	PI	TC	PI	TC	PI
130	-5	176.8	68.60	24.49	68.10	23.07	67.60	21.46	66.70	20.83	67.50	20.29	65.60	18.19
		220.5	70.60	24.84	70.00	23.44	69.50	21.84	68.60	21.21	69.40	20.65	67.50	18.52
		442.0	80.20	26.62	79.50	25.29	79.10	23.80	78.10	23.11	78.90	22.46	77.00	20.16
		523.8	88.70	28.31	87.80	27.01	87.40	25.65	86.30	24.96	87.40	24.24	85.10	21.74
		580.0	96.40	29.89	95.30	28.62	94.90	27.39	93.70	26.69	95.10	25.90	92.40	23.22
	0	176.8	122.4	33.50	119.6	32.51	117.1	31.44	114.6	30.56	115.0	29.72	109.7	26.61
		220.5	123.1	33.58	120.2	32.57	117.7	31.52	115.2	30.64	115.6	29.79	110.3	26.67
		442.0	126.2	33.95	123.1	32.91	120.5	31.90	118.0	31.01	118.4	30.12	113.1	27.01
		523.8	128.1	33.95	124.9	32.91	122.3	31.90	119.6	31.01	120.1	30.12	114.7	27.01
		580.0	129.8	33.95	126.6	32.91	124.0	31.90	121.1	31.01	121.6	30.12	116.2	27.01
	5	176.8	176.4	36.01	173.7	35.12	170.1	34.23	165.9	33.26	161.3	32.34	152.5	28.96
		220.5	176.9	36.14	174.0	35.26	170.1	34.37	165.9	33.40	161.3	32.47	152.5	29.09
		442.0	179.4	36.81	175.2	35.94	170.2	35.09	165.9	34.12	161.3	33.15	152.5	29.73
		523.8	180.5	37.06	175.8	36.18	170.2	35.33	165.9	34.36	161.3	33.39	152.5	29.92
		580.0	181.6	37.29	176.3	36.40	170.2	35.55	165.9	34.58	161.3	33.61	152.5	30.11
	10	176.8	176.6	32.77	173.7	31.67	169.5	31.08	165.2	30.38	160.7	29.33	151.8	26.47
		220.5	177.5	32.73	174.4	31.69	170.1	31.12	165.8	30.38	161.2	29.32	152.3	26.46
		442.0	181.8	32.47	177.8	31.81	172.9	31.37	168.6	30.33	163.7	29.24	154.8	26.38
		523.8	182.8	32.91	179.0	32.26	174.1	31.50	169.3	30.45	164.9	29.73	155.7	27.63
		580.0	183.7	33.32	180.1	32.68	175.2	31.62	170.0	30.56	166.0	30.19	156.5	28.80
	15	176.8	176.8	29.53	173.8	28.27	168.9	27.97	164.4	27.50	160.1	26.33	151.1	24.00
		220.5	178.0	29.29	174.9	28.17	170.1	27.93	165.6	27.33	161.2	26.16	152.2	23.83
		442.0	184.1	28.07	180.3	27.67	175.7	27.67	171.2	26.50	166.3	25.32	157.3	22.98
		523.8	185.1	28.74	182.1	28.31	177.8	27.67	172.9	26.50	168.6	26.05	159.1	25.32
		580.0	186.0	29.38	183.8	28.91	179.7	27.67	174.5	26.50	170.6	26.74	160.8	27.50
	20	176.8	183.6	27.09	180.3	25.83	175.5	25.27	170.6	24.45	165.6	23.91	155.9	23.18
		220.5	184.8	26.93	181.5	25.82	176.7	25.26	171.8	24.54	166.8	24.04	157.1	23.02
		442.0	190.9	26.13	187.5	25.74	182.2	25.16	177.4	24.96	172.9	24.73	163.0	22.22
		523.8	191.6	26.13	188.9	25.74	184.4	25.32	179.1	24.96	174.3	24.73	164.4	23.63
		580.0	192.3	26.13	190.2	25.74	186.4	25.47	180.7	24.96	175.6	24.73	165.7	24.94
	25	176.8	193.9	25.83	188.9	25.08	184.4	24.66	180.9	24.25	176.8	23.90	166.7	22.33
		220.5	193.9	25.75	188.9	25.04	184.4	24.58	180.9	24.17	176.8	23.82	166.7	22.25
		442.0	193.9	25.32	188.9	24.87	184.4	24.15	180.9	23.80	176.8	23.39	166.7	21.82
		523.8	193.9	24.96	188.9	24.24	184.4	23.80	180.9	23.39	176.8	22.98	166.7	21.46
		580.0	193.9	24.63	188.9	23.64	184.4	23.48	180.9	23.02	176.8	22.61	166.7	21.13
	30	176.8	193.9	25.16	188.9	23.91	184.4	23.69	180.9	23.08	176.8	22.83	166.7	21.25
		220.5	193.9	24.99	188.9	23.87	184.4	23.58	180.9	23.01	176.8	22.66	166.7	21.08
		442.0	193.9	24.15	188.9	23.71	184.4	22.98	180.9	22.63	176.8	21.82	166.7	20.28
		523.8	193.9	23.80	188.9	23.07	184.4	22.63	180.9	22.22	176.8	21.82	166.7	20.28
		580.0	193.9	23.48	188.9	22.46	184.4	22.31	180.9	21.85	176.8	21.82	166.7	20.28
	35	176.8	193.9	24.00	188.9	23.19	184.4	22.73	180.9	21.91	176.8	21.15	166.7	19.67
		220.5	193.9	23.83	188.9	23.09	184.4	22.65	180.9	21.84	176.8	21.07	166.7	19.51
		442.0	193.9	22.98	188.9	22.54	184.4	22.22	180.9	21.46	176.8	20.65	166.7	18.71
		523.8	193.9	22.98	188.9	22.30	184.4	21.82	180.9	21.05	176.8	20.28	166.7	18.71
		580.0	193.9	22.98	188.9	22.09	184.4	21.46	180.9	20.68	176.8	19.95	166.7	18.71
	40	176.8	193.9	23.18	188.9	22.45	184.4	22.01	180.9	21.25	176.8	20.49	166.7	18.50
		220.5	193.9	23.02	188.9	22.34	184.4	21.85	180.9	21.08	176.8	20.32	166.7	18.35
		442.0	193.9	22.22	188.9	21.74	184.4	21.05	180.9	20.28	176.8	19.48	166.7	17.55
		523.8	193.9	21.82	188.9	21.38	184.4	21.05	180.9	20.28	176.8	19.48	166.7	17.55
		580.0	193.9	21.46	188.9	21.05	184.4	21.05	180.9	20.28	176.8	19.48	166.7	17.55
45	176.8	193.9	22.42	188.9	21.67	184.4	21.34	180.9	20.58	176.8	19.77	166.7	17.33	
	220.5	193.9	22.26	188.9	21.56	184.4	21.11	180.9	20.34	176.8	19.53	166.7	17.18	
	442.0	193.9	21.46	188.9	20.97	184.4	19.88	180.9	19.11	176.8	18.31	166.7	16.38	
	523.8	193.9	20.65	188.9	20.45	184.4	20.28	180.9	19.48	176.8	18.71	166.7	16.38	

7. Capacity Tables

Combi. (%)	Inlet Water Temp. (°C)	Water Flow Rate (LPM)	Indoor Air Temp. (°C, DB)											
			16.0		18.0		20.0		21.0		22.0		24.0	
			TC	PI	TC	PI	TC	PI	TC	PI	TC	PI	TC	PI
130	45	580.0	193.9	19.89	188.9	19.96	184.4	20.65	180.9	19.82	176.8	19.09	166.7	16.38
120	-5	176.8	65.10	24.49	64.70	23.07	64.30	21.46	63.50	20.56	64.00	19.97	62.30	17.87
		220.5	67.00	24.84	66.50	23.44	66.10	21.84	65.30	20.93	65.90	20.33	64.00	18.20
		442.0	76.30	26.62	75.60	25.29	75.20	23.80	74.30	22.78	75.00	22.14	72.90	19.84
		523.8	84.20	28.31	83.50	27.01	83.10	25.65	82.10	24.60	82.80	23.88	80.50	21.38
		580.0	91.30	29.89	90.60	28.62	90.20	27.39	89.10	26.30	89.80	25.51	87.40	22.83
	0	176.8	116.4	33.50	113.6	32.51	111.1	31.44	109.0	30.12	109.0	29.28	103.9	26.17
		220.5	117.0	33.58	114.2	32.57	111.7	31.52	109.5	30.20	109.5	29.35	104.4	26.24
		442.0	119.9	33.95	117.0	32.91	114.6	31.90	112.2	30.57	112.2	29.68	107.2	26.58
		523.8	121.7	33.95	118.9	32.91	116.3	31.90	113.9	30.57	113.8	29.68	108.8	26.58
		580.0	123.4	33.95	120.6	32.91	117.9	31.90	115.4	30.57	115.3	29.68	110.3	26.58
	5	176.8	167.9	36.01	165.3	35.12	161.7	34.23	157.8	32.77	152.9	31.85	144.5	28.53
		220.5	168.4	36.14	165.6	35.26	161.7	34.37	157.8	32.91	152.9	31.98	144.5	28.66
		442.0	170.9	36.81	166.9	35.94	161.7	35.09	157.8	33.63	152.9	32.66	144.5	29.24
		523.8	171.8	37.06	165.9	36.18	161.7	35.33	157.8	33.87	152.9	32.91	144.5	29.44
		580.0	172.6	37.29	165.0	36.40	161.7	35.55	157.8	34.09	152.9	33.14	144.5	29.64
	10	176.8	168.6	32.35	165.3	31.46	161.3	30.82	157.4	29.88	152.5	28.90	144.2	25.98
		220.5	169.3	32.45	165.9	31.56	161.7	30.91	157.8	29.92	152.9	28.89	144.5	26.00
		442.0	172.5	32.91	168.8	32.06	163.6	31.37	159.6	30.08	154.5	28.79	146.0	26.13
		523.8	173.4	32.78	168.2	32.06	164.2	31.50	160.3	30.21	155.2	28.91	146.7	27.01
		580.0	174.2	32.66	167.7	32.06	164.8	31.62	161.0	30.33	155.9	29.03	147.4	27.83
	15	176.8	169.0	28.70	165.6	27.84	160.8	27.42	156.9	27.01	152.1	25.92	143.7	23.49
		220.5	169.9	28.74	166.5	27.90	161.5	27.46	157.6	26.93	152.8	25.76	144.4	23.41
		442.0	173.9	28.99	170.6	28.15	165.3	27.67	161.3	26.50	156.0	24.96	147.6	22.98
		523.8	174.8	28.56	170.5	27.90	166.7	27.67	162.6	26.50	157.3	24.96	149.0	24.56
		580.0	175.6	28.16	170.4	27.67	168.0	27.67	163.8	26.50	158.5	24.96	150.3	26.04
	20	176.8	173.7	25.81	170.5	24.70	165.3	24.05	160.7	23.70	155.5	23.41	147.2	22.22
		220.5	174.6	25.81	171.4	24.78	166.0	24.14	161.6	23.78	156.4	23.40	147.9	22.16
		442.0	179.3	25.81	175.5	25.16	169.8	24.56	165.9	24.15	160.3	23.31	151.5	21.82
		523.8	180.1	25.57	175.3	24.96	171.2	24.56	166.7	24.15	161.3	23.39	152.5	22.63
		580.0	180.9	25.36	175.1	24.76	172.5	24.56	167.5	24.15	162.2	23.47	153.4	23.38
	25	176.8	182.1	24.41	176.8	23.27	171.2	22.83	167.5	22.33	163.0	21.91	154.1	20.39
		220.5	182.1	24.34	176.8	23.24	171.2	22.80	167.5	22.25	163.0	21.84	154.1	20.31
		442.0	182.6	23.95	176.8	23.07	171.2	22.63	167.5	21.82	163.0	21.46	154.1	19.88
		523.8	183.2	23.07	176.8	22.46	171.2	22.22	167.5	21.82	163.0	21.05	154.1	19.88
		580.0	183.7	22.24	176.8	21.89	171.2	21.85	167.5	21.82	163.0	20.68	154.1	19.88
	30	176.8	183.2	23.35	176.8	22.19	171.2	21.55	167.5	20.74	163.0	20.49	154.1	18.81
		220.5	183.2	23.18	176.8	22.08	171.2	21.47	167.5	20.66	163.0	20.32	154.1	18.73
		442.0	183.2	22.38	176.8	21.53	171.2	21.05	167.5	20.28	163.0	19.48	154.1	18.31
		523.8	183.2	21.66	176.8	21.05	171.2	20.65	167.5	20.28	163.0	19.48	154.1	17.95
		580.0	183.2	20.99	176.8	20.61	171.2	20.27	167.5	20.28	163.0	19.48	154.1	17.63
	35	176.8	183.2	22.29	176.8	21.08	171.2	20.49	167.5	19.67	163.0	18.90	154.1	17.23
		220.5	183.2	22.04	176.8	20.92	171.2	20.32	167.5	19.51	163.0	18.74	154.1	17.16
		442.0	183.2	20.73	176.8	20.12	171.2	19.48	167.5	18.71	163.0	17.95	154.1	16.78
		523.8	183.2	20.49	176.8	19.97	171.2	19.48	167.5	18.71	163.0	17.95	154.1	16.38
		580.0	183.2	20.28	176.8	19.82	171.2	19.48	167.5	18.71	163.0	17.95	154.1	16.01
	40	176.8	183.2	21.63	176.8	20.11	171.2	19.32	167.5	18.50	163.0	17.74	154.1	16.07
		220.5	183.2	21.29	176.8	19.92	171.2	19.15	167.5	18.35	163.0	17.58	154.1	15.99
		442.0	183.2	19.56	176.8	18.95	171.2	18.31	167.5	17.55	163.0	16.78	154.1	15.60
523.8		183.2	19.32	176.8	18.71	171.2	18.31	167.5	17.55	163.0	16.78	154.1	15.20	
580.0		183.2	19.11	176.8	18.50	171.2	18.31	167.5	17.55	163.0	16.78	154.1	14.83	
45	176.8	183.2	20.96	176.8	19.15	171.2	18.14	167.5	17.33	163.0	16.57	154.1	14.90	
	220.5	183.2	20.54	176.8	18.93	171.2	17.97	167.5	17.18	163.0	16.40	154.1	14.82	
	442.0	183.2	18.39	176.8	17.79	171.2	17.14	167.5	16.38	163.0	15.60	154.1	14.43	
	523.8	183.2	18.14	176.8	17.46	171.2	17.14	167.5	16.38	163.0	15.60	154.1	14.04	

7. Capacity Tables

Combi. (%)	Inlet Water Temp. (°C)	Water Flow Rate (LPM)	Indoor Air Temp. (°C, DB)											
			16.0		18.0		20.0		21.0		22.0		24.0	
			TC	PI	TC	PI	TC	PI	TC	PI	TC	PI	TC	PI
120	45	580.0	183.2	17.91	176.8	17.17	171.2	17.14	167.5	16.38	163.0	15.60	154.1	13.68
110	-5	176.8	61.70	24.81	61.20	23.07	60.90	21.46	60.20	20.56	60.30	19.97	59.10	17.87
		220.5	63.40	25.16	62.90	23.44	62.60	21.84	61.90	20.93	62.00	20.33	60.70	18.20
		442.0	72.10	26.94	71.70	25.29	71.30	23.80	70.60	22.78	70.60	22.14	69.10	19.84
		523.8	79.60	28.68	79.10	27.01	78.70	25.65	77.90	24.60	77.90	23.88	76.30	21.38
		580.0	86.30	30.31	85.70	28.62	85.30	27.39	84.50	26.30	84.50	25.51	82.80	22.83
	0	176.8	110.1	33.95	107.7	32.51	105.5	31.44	103.5	30.12	102.5	29.28	98.60	26.17
		220.5	110.6	34.02	108.2	32.57	106.0	31.52	104.0	30.20	103.0	29.35	99.10	26.24
		442.0	113.4	34.36	110.9	32.91	108.5	31.90	106.5	30.57	105.5	29.68	101.5	26.58
		523.8	115.0	34.36	112.7	32.91	110.3	31.90	108.1	30.57	107.2	29.68	103.0	26.58
		580.0	116.5	34.36	114.4	32.91	111.9	31.90	109.6	30.57	108.8	29.68	104.5	26.58
	5	176.8	160.7	36.50	156.8	35.12	153.2	34.23	149.8	32.77	144.0	31.85	136.9	28.53
		220.5	161.1	36.63	157.1	35.26	153.2	34.37	149.8	32.91	144.0	31.98	136.9	28.66
		442.0	163.3	37.30	158.4	35.94	153.4	35.09	149.8	33.63	144.0	32.66	136.9	29.24
		523.8	164.3	37.54	158.7	36.18	153.4	35.33	149.8	33.87	144.0	32.91	136.9	29.44
		580.0	165.2	37.77	159.0	36.40	153.4	35.55	149.8	34.09	144.0	33.14	136.9	29.64
	10	176.8	161.3	32.73	157.3	31.60	153.0	30.92	149.5	29.88	143.7	28.90	136.8	25.98
		220.5	161.8	32.77	157.7	31.68	153.2	31.00	149.7	29.92	143.9	28.89	137.0	26.00
		442.0	164.3	33.02	159.4	32.06	154.1	31.37	150.7	30.08	144.9	28.79	137.6	26.13
		523.8	165.2	33.02	160.0	32.06	154.8	31.29	150.9	30.00	145.2	28.91	138.0	26.42
		580.0	166.0	33.02	160.6	32.06	155.5	31.21	151.2	29.92	145.5	29.03	138.4	26.68
	15	176.8	161.7	28.95	157.5	28.15	152.9	27.67	149.3	27.01	143.5	25.92	136.6	23.49
		220.5	162.3	28.91	158.0	28.15	153.3	27.67	149.7	26.93	143.9	25.76	136.9	23.41
		442.0	165.2	28.74	160.3	28.15	155.2	27.67	151.5	26.50	145.8	24.96	138.3	22.98
		523.8	166.0	28.56	161.3	27.90	156.0	27.30	152.1	26.13	146.3	24.96	139.1	23.39
		580.0	166.8	28.39	162.2	27.67	156.7	26.97	152.6	25.80	146.8	24.96	139.9	23.77
	20	176.8	164.7	24.99	160.3	24.40	155.1	23.80	150.9	23.39	145.4	22.73	137.7	21.25
		220.5	165.4	25.03	160.7	24.40	155.5	23.80	151.4	23.39	145.8	22.65	138.1	21.22
		442.0	169.1	25.25	163.0	24.40	157.3	23.80	153.8	23.39	147.6	22.22	140.4	21.05
		523.8	170.2	25.25	164.3	24.40	158.3	23.80	154.1	22.98	148.4	22.22	140.8	21.05
		580.0	171.3	25.25	165.5	24.40	159.2	23.80	154.4	22.61	149.1	22.22	141.1	21.05
	25	176.8	169.9	22.75	164.9	21.91	158.3	21.55	154.8	20.74	149.4	19.98	141.4	18.31
		220.5	170.2	22.71	164.9	21.84	158.3	21.47	154.8	20.66	149.4	19.90	141.4	18.31
		442.0	171.6	22.54	164.9	21.46	158.3	21.05	154.8	20.28	149.4	19.48	141.4	18.31
		523.8	172.5	22.54	164.9	21.53	158.3	20.65	154.8	20.28	149.4	19.11	141.4	17.95
		580.0	173.3	22.54	164.9	21.60	158.3	20.27	154.8	20.28	149.4	18.78	141.4	17.63
	30	176.8	172.5	20.74	164.9	19.98	158.3	19.22	154.8	18.81	149.4	17.64	141.4	16.48
		220.5	172.5	20.66	164.9	19.90	158.3	19.14	154.8	18.73	149.4	17.56	141.4	16.40
		442.0	172.5	20.28	164.9	19.48	158.3	18.71	154.8	18.31	149.4	17.14	141.4	15.97
		523.8	172.5	20.12	164.9	19.11	158.3	18.31	154.8	17.95	149.4	17.14	141.4	15.97
		580.0	172.5	19.98	164.9	18.78	158.3	17.94	154.8	17.63	149.4	17.14	141.4	15.97
	35	176.8	172.5	19.67	164.9	18.39	158.3	17.64	154.8	16.87	149.4	16.07	141.4	14.90
		220.5	172.5	19.51	164.9	18.32	158.3	17.56	154.8	16.79	149.4	15.99	141.4	14.82
		442.0	172.5	18.71	164.9	17.95	158.3	17.14	154.8	16.38	149.4	15.60	141.4	14.43
		523.8	172.5	18.22	164.9	17.55	158.3	16.78	154.8	16.38	149.4	15.60	141.4	14.43
		580.0	172.5	17.77	164.9	17.18	158.3	16.46	154.8	16.38	149.4	15.60	141.4	14.43
	40	176.8	172.5	18.50	164.9	17.74	158.3	16.57	154.8	15.70	149.4	14.90	141.4	13.72
		220.5	172.5	18.35	164.9	17.58	158.3	16.40	154.8	15.62	149.4	14.82	141.4	13.65
		442.0	172.5	17.55	164.9	16.78	158.3	15.60	154.8	15.20	149.4	14.43	141.4	13.27
523.8		172.5	17.29	164.9	16.38	158.3	15.60	154.8	14.80	149.4	14.04	141.4	12.87	
580.0		172.5	17.06	164.9	16.01	158.3	15.60	154.8	14.44	149.4	13.68	141.4	12.51	
45	176.8	172.5	17.33	164.9	17.08	158.3	15.49	154.8	14.54	149.4	13.72	141.4	12.55	
	220.5	172.5	17.18	164.9	16.83	158.3	15.26	154.8	14.46	149.4	13.65	141.4	12.48	
	442.0	172.5	16.38	164.9	15.60	158.3	14.04	154.8	14.04	149.4	13.27	141.4	12.11	
	523.8	172.5	16.38	164.9	15.20	158.3	14.43	154.8	13.27	149.4	12.46	141.4	11.28	

7. Capacity Tables

Combi. (%)	Inlet Water Temp. (°C)	Water Flow Rate (LPM)	Indoor Air Temp. (°C, DB)											
			16.0		18.0		20.0		21.0		22.0		24.0	
			TC	PI	TC	PI	TC	PI	TC	PI	TC	PI	TC	PI
110	45	580.0	172.5	16.38	164.9	14.83	158.3	14.80	154.8	12.55	149.4	11.71	141.4	10.51
100	-5	176.8	58.20	24.81	57.80	23.39	57.50	21.46	57.10	20.56	56.60	19.64	55.50	17.87
		220.5	59.80	25.16	59.40	23.76	59.10	21.84	58.70	20.93	58.20	20.00	57.10	18.20
		442.0	68.30	26.94	67.80	25.61	67.40	23.80	66.70	22.78	66.20	21.82	65.10	19.84
		523.8	75.40	28.68	74.80	27.39	74.30	25.65	73.70	24.60	73.20	23.52	71.80	21.38
		580.0	81.90	30.31	81.00	29.05	80.50	27.39	80.10	26.30	79.40	25.10	77.80	22.83
	0	176.8	104.2	33.95	101.9	32.94	99.70	31.44	98.00	30.12	96.20	28.83	92.90	26.17
		220.5	104.7	34.02	102.4	33.01	100.2	31.52	98.50	30.20	96.70	28.90	93.30	26.24
		442.0	107.2	34.36	104.9	33.36	102.6	31.90	100.8	30.57	99.10	29.24	95.60	26.58
		523.8	108.8	34.36	106.5	33.36	104.2	31.90	102.3	30.57	100.5	29.24	97.00	26.58
		580.0	110.3	34.36	108.0	33.36	105.7	31.90	103.8	30.57	101.8	29.24	98.30	26.58
	5	176.8	153.7	36.50	148.5	35.60	144.7	34.23	141.9	32.77	135.0	31.37	128.8	28.53
		220.5	154.1	36.63	148.8	35.73	144.7	34.37	141.9	32.91	135.0	31.50	128.8	28.66
		442.0	156.4	37.30	149.9	36.42	144.9	35.09	141.9	33.63	135.0	32.18	128.8	29.24
		523.8	157.3	37.54	150.2	36.66	144.9	35.33	141.9	33.87	135.0	32.39	128.8	29.44
		580.0	158.1	37.77	150.5	36.89	144.9	35.55	141.9	34.09	135.0	32.59	128.8	29.64
	10	176.8	154.5	32.64	149.1	31.92	144.9	30.92	141.9	29.88	135.0	28.40	128.8	25.98
		220.5	154.8	32.77	149.3	32.01	144.9	31.00	141.9	29.92	135.0	28.43	128.8	26.00
		442.0	156.4	33.39	150.0	32.43	144.9	31.37	141.9	30.08	135.0	28.56	128.8	26.13
		523.8	157.5	33.27	150.7	32.43	144.9	31.29	141.9	30.00	135.0	28.47	128.8	26.01
		580.0	158.6	33.17	151.4	32.43	144.9	31.21	141.9	29.92	135.0	28.39	128.8	25.89
	15	176.8	155.3	28.77	149.6	28.28	144.9	27.67	141.9	27.01	135.0	25.42	128.8	23.49
		220.5	155.5	28.90	149.6	28.30	144.9	27.67	141.9	26.93	135.0	25.34	128.8	23.41
		442.0	156.4	29.49	150.2	28.39	144.9	27.67	141.9	26.50	135.0	24.96	128.8	22.98
		523.8	157.7	28.99	150.9	28.15	144.9	27.30	141.9	26.13	135.0	24.56	128.8	22.63
		580.0	158.9	28.53	151.6	27.94	144.9	26.97	141.9	25.80	135.0	24.20	128.8	22.31
	20	176.8	156.1	24.61	150.5	23.98	144.9	23.39	141.9	23.08	135.0	21.55	128.8	20.49
		220.5	156.6	24.70	150.5	24.00	144.9	23.39	141.9	23.01	135.0	21.47	128.8	20.32
		442.0	159.1	25.16	150.9	24.07	144.9	23.39	141.9	22.63	135.0	21.05	128.8	19.48
		523.8	160.0	24.73	152.3	23.88	144.9	22.98	141.9	22.22	135.0	20.65	128.8	19.11
		580.0	160.8	24.33	153.5	23.71	144.9	22.61	141.9	21.85	135.0	20.27	128.8	18.78
	25	176.8	158.0	21.51	152.9	20.84	144.9	19.98	141.9	19.22	135.0	18.05	128.8	16.38
		220.5	158.5	21.53	152.9	20.75	144.9	19.90	141.9	19.14	135.0	17.97	128.8	16.38
		442.0	161.0	21.62	152.9	20.28	144.9	19.48	141.9	18.71	135.0	17.55	128.8	16.38
		523.8	161.7	21.13	152.9	20.12	144.9	19.11	141.9	18.31	135.0	17.55	128.8	15.97
		580.0	162.4	20.68	152.9	19.98	144.9	18.78	141.9	17.94	135.0	17.55	128.8	15.59
	30	176.8	161.7	19.57	152.9	18.05	144.9	16.81	141.9	16.48	135.0	15.20	128.8	14.54
		220.5	161.7	19.49	152.9	17.97	144.9	16.78	141.9	16.40	135.0	15.20	128.8	14.46
		442.0	161.7	19.11	152.9	17.55	144.9	16.62	141.9	15.97	135.0	15.20	128.8	14.04
		523.8	161.7	18.71	152.9	17.55	144.9	16.38	141.9	15.97	135.0	14.80	128.8	14.04
		580.0	161.7	18.35	152.9	17.55	144.9	16.17	141.9	15.97	135.0	14.44	128.8	14.04
	35	176.8	161.7	18.14	152.9	16.57	144.9	14.84	141.9	14.54	135.0	13.72	128.8	12.55
		220.5	161.7	17.97	152.9	16.40	144.9	14.81	141.9	14.46	135.0	13.65	128.8	12.48
		442.0	161.7	17.14	152.9	15.60	144.9	14.64	141.9	14.04	135.0	13.27	128.8	12.11
		523.8	161.7	17.14	152.9	15.60	144.9	14.43	141.9	14.04	135.0	13.27	128.8	12.11
		580.0	161.7	17.14	152.9	15.60	144.9	14.23	141.9	14.04	135.0	13.27	128.8	12.11
	40	176.8	161.7	16.98	152.9	15.39	144.9	13.31	141.9	12.97	135.0	12.20	128.8	11.39
		220.5	161.7	16.81	152.9	15.23	144.9	13.27	141.9	12.89	135.0	12.12	128.8	11.31
		442.0	161.7	15.97	152.9	14.43	144.9	13.11	141.9	12.46	135.0	11.70	128.8	10.93
523.8		161.7	15.60	152.9	14.43	144.9	12.87	141.9	12.46	135.0	11.70	128.8	10.93	
580.0		161.7	15.27	152.9	14.43	144.9	12.66	141.9	12.46	135.0	11.70	128.8	10.93	
45	176.8	161.7	15.81	152.9	14.22	144.9	11.73	141.9	11.39	135.0	10.63	128.8	10.22	
	220.5	161.7	15.64	152.9	14.07	144.9	11.70	141.9	11.31	135.0	10.55	128.8	10.14	
	442.0	161.7	14.80	152.9	13.27	144.9	11.53	141.9	10.93	135.0	10.12	128.8	9.76	
	523.8	161.7	14.04	152.9	13.27	144.9	11.28	141.9	10.93	135.0	10.12	128.8	9.76	

7. Capacity Tables

Combi. (%)	Inlet Water Temp. (°C)	Water Flow Rate (LPM)	Indoor Air Temp. (°C, DB)											
			16.0		18.0		20.0		21.0		22.0		24.0	
			TC	PI	TC	PI	TC	PI	TC	PI	TC	PI	TC	PI
100	45	580.0	161.7	13.33	152.9	13.27	144.9	11.05	141.9	10.93	135.0	10.12	128.8	9.76
90	-5	176.8	54.90	23.04	53.30	20.98	51.70	18.42	51.30	17.56	50.90	16.93	50.10	15.19
		220.5	56.50	23.37	54.90	21.31	53.20	18.76	52.80	17.87	52.50	17.24	51.50	15.46
		442.0	64.40	25.00	62.40	22.94	60.50	20.45	60.10	19.48	59.80	18.80	58.50	16.86
		523.8	71.20	26.58	68.90	24.56	66.80	22.05	66.30	21.01	66.00	20.24	64.70	18.18
		580.0	77.30	28.08	74.70	26.07	72.60	23.56	72.00	22.46	71.70	21.58	70.40	19.42
	0	176.8	98.40	31.37	93.90	29.44	89.40	27.02	88.10	25.78	86.70	24.81	83.50	22.29
		220.5	98.90	31.43	94.30	29.50	89.90	27.08	88.50	25.84	87.10	24.87	83.90	22.34
		442.0	101.2	31.77	96.60	29.84	92.30	27.39	90.70	26.13	89.30	25.16	86.00	22.59
		523.8	102.8	31.77	98.00	29.84	93.60	27.39	92.00	26.13	90.70	25.16	87.40	22.59
		580.0	104.3	31.77	99.30	29.84	94.80	27.39	93.20	26.13	92.00	25.16	88.70	22.59
	5	176.8	139.0	33.68	134.5	31.79	130.2	29.42	127.5	28.05	121.9	27.00	116.1	24.24
		220.5	139.1	33.81	134.5	31.92	130.2	29.54	127.5	28.17	121.9	27.12	116.1	24.34
		442.0	139.6	34.44	134.1	32.54	130.2	30.12	127.5	28.74	121.9	27.71	116.1	24.85
		523.8	140.4	34.64	134.4	32.74	130.2	30.37	127.5	28.95	121.9	27.90	116.1	25.04
		580.0	141.2	34.83	134.7	32.93	130.2	30.60	127.5	29.15	121.9	28.08	116.1	25.22
	10	176.8	139.6	29.74	135.0	28.28	130.2	26.63	127.5	25.53	121.9	24.49	116.1	22.08
		220.5	139.6	29.76	134.9	28.31	130.2	26.66	127.5	25.56	121.9	24.48	116.1	22.10
		442.0	139.4	29.84	134.1	28.43	130.2	26.78	127.5	25.70	121.9	24.40	116.1	22.18
		523.8	140.3	29.76	134.5	28.35	130.2	26.70	127.5	25.61	121.9	24.48	116.1	22.26
		580.0	141.1	29.68	134.9	28.27	130.2	26.62	127.5	25.53	121.9	24.55	116.1	22.34
	15	176.8	140.4	25.75	135.4	24.83	130.2	23.90	127.5	23.08	121.9	22.01	116.1	19.98
		220.5	140.3	25.67	135.3	24.75	130.2	23.82	127.5	23.01	121.9	21.85	116.1	19.90
		442.0	139.2	25.25	134.3	24.32	130.2	23.39	127.5	22.63	121.9	21.05	116.1	19.48
		523.8	140.2	24.87	134.6	23.95	130.2	22.98	127.5	22.22	121.9	21.05	116.1	19.48
		580.0	141.1	24.52	134.9	23.62	130.2	22.61	127.5	21.85	121.9	21.05	116.1	19.48
	20	176.8	141.3	21.74	136.0	21.11	130.2	20.39	127.5	19.57	121.9	18.90	116.1	17.74
		220.5	141.3	21.74	135.7	21.07	130.2	20.31	127.5	19.49	121.9	18.74	116.1	17.58
		442.0	140.6	21.74	134.6	20.81	130.2	19.88	127.5	19.11	121.9	17.95	116.1	16.78
		523.8	141.0	21.38	135.0	20.65	130.2	19.88	127.5	19.11	121.9	17.95	116.1	16.78
		580.0	141.4	21.05	135.4	20.49	130.2	19.88	127.5	19.11	121.9	17.95	116.1	16.78
	25	176.8	143.6	19.00	137.7	17.99	130.2	17.23	127.5	16.38	121.9	15.70	116.1	14.54
		220.5	143.9	18.97	137.7	17.95	130.2	17.16	127.5	16.38	121.9	15.62	116.1	14.46
		442.0	145.3	18.80	137.7	17.79	130.2	16.78	127.5	16.38	121.9	15.20	116.1	14.04
		523.8	145.8	18.31	137.7	17.38	130.2	16.78	127.5	15.97	121.9	15.20	116.1	14.04
		580.0	146.2	17.86	137.7	17.01	130.2	16.78	127.5	15.59	121.9	15.20	116.1	14.04
	30	176.8	145.8	17.23	137.7	16.07	130.2	14.90	127.5	14.54	121.9	13.72	116.1	12.46
		220.5	145.8	17.16	137.7	15.99	130.2	14.82	127.5	14.46	121.9	13.65	116.1	12.46
		442.0	145.8	16.78	137.7	15.60	130.2	14.43	127.5	14.04	121.9	13.27	116.1	12.46
		523.8	145.8	16.38	137.7	15.20	130.2	14.43	127.5	14.04	121.9	13.27	116.1	12.11
		580.0	145.8	16.01	137.7	14.83	130.2	14.43	127.5	14.04	121.9	13.27	116.1	11.79
	35	176.8	145.8	15.70	137.7	14.54	130.2	13.38	127.5	12.97	121.9	12.20	116.1	11.39
		220.5	145.8	15.62	137.7	14.46	130.2	13.30	127.5	12.89	121.9	12.12	116.1	11.31
		442.0	145.8	15.20	137.7	14.04	130.2	12.87	127.5	12.46	121.9	11.70	116.1	10.93
		523.8	145.8	14.80	137.7	13.63	130.2	12.46	127.5	12.11	121.9	11.70	116.1	10.93
		580.0	145.8	14.44	137.7	13.26	130.2	12.09	127.5	11.79	121.9	11.70	116.1	10.93
	40	176.8	145.8	14.64	137.7	13.38	130.2	11.79	127.5	11.39	121.9	11.03	116.1	10.22
		220.5	145.8	14.47	137.7	13.30	130.2	11.71	127.5	11.31	121.9	10.95	116.1	10.14
		442.0	145.8	13.63	137.7	12.87	130.2	11.28	127.5	10.93	121.9	10.52	116.1	9.76
523.8		145.8	13.63	137.7	12.87	130.2	11.28	127.5	10.93	121.9	10.52	116.1	9.76	
580.0		145.8	13.63	137.7	12.87	130.2	11.28	127.5	10.93	121.9	10.52	116.1	9.76	
45	176.8	145.8	13.56	137.7	12.20	130.2	10.22	127.5	9.86	121.9	9.86	116.1	9.04	
	220.5	145.8	13.33	137.7	12.12	130.2	10.14	127.5	9.78	121.9	9.78	116.1	8.97	
	442.0	145.8	12.11	137.7	11.70	130.2	9.76	127.5	9.35	121.9	9.35	116.1	8.59	
	523.8	145.8	12.46	137.7	12.11	130.2	10.12	127.5	9.76	121.9	9.35	116.1	8.59	

7. Capacity Tables

Combi. (%)	Inlet Water Temp. (°C)	Water Flow Rate (LPM)	Indoor Air Temp. (°C, DB)											
			16.0		18.0		20.0		21.0		22.0		24.0	
			TC	PI	TC	PI	TC	PI	TC	PI	TC	PI	TC	PI
90	45	580.0	145.8	12.79	137.7	12.49	130.2	10.46	127.5	10.14	121.9	9.35	116.1	8.59
80	-5	176.8	52.00	16.41	48.70	15.79	46.10	15.11	45.60	14.60	45.30	13.93	44.40	12.83
		220.5	53.50	16.71	50.10	16.08	47.40	15.38	46.90	14.86	46.60	14.18	45.70	13.06
		442.0	60.80	18.22	57.10	17.50	53.90	16.74	53.30	16.17	53.20	15.45	52.00	14.19
		523.8	67.20	19.64	63.00	18.88	59.50	18.07	58.90	17.46	58.60	16.66	57.50	15.32
		580.0	73.00	20.97	68.40	20.17	64.70	19.31	64.00	18.67	63.60	17.79	62.50	16.38
	0	176.8	92.90	24.09	85.60	23.12	79.80	22.16	78.20	21.40	77.10	20.39	74.30	18.77
		220.5	93.30	24.15	86.00	23.18	80.20	22.21	78.60	21.45	77.50	20.44	74.70	18.81
		442.0	95.70	24.44	88.10	23.47	82.10	22.46	80.50	21.70	79.50	20.69	76.40	19.03
		523.8	97.00	24.44	89.40	23.47	83.50	22.46	81.80	21.70	80.80	20.69	77.70	19.03
		580.0	98.20	24.44	90.60	23.47	84.80	22.46	83.00	21.70	82.00	20.69	79.00	19.03
	5	176.8	128.4	26.19	121.2	25.21	115.9	24.07	113.4	23.26	108.5	22.18	103.1	20.41
		220.5	128.7	26.32	121.4	25.31	115.9	24.18	113.4	23.36	108.5	22.28	103.1	20.51
		442.0	129.8	26.90	122.3	25.81	116.1	24.73	113.4	23.88	108.5	22.75	103.1	20.97
		523.8	129.8	27.05	122.3	26.01	116.1	24.87	113.4	24.03	108.5	22.90	103.1	21.08
		580.0	129.8	27.20	122.3	26.20	116.1	25.01	113.4	24.17	108.5	23.04	103.1	21.19
	10	176.8	129.1	24.11	121.7	23.01	115.9	21.84	113.4	21.25	108.5	20.11	103.1	18.63
		220.5	129.2	24.08	121.8	22.99	115.9	21.85	113.4	21.25	108.5	20.12	103.1	18.63
		442.0	129.8	23.95	122.3	22.87	116.1	21.91	113.4	21.29	108.5	20.16	103.1	18.67
		523.8	129.8	23.88	122.3	22.94	116.1	21.97	113.4	21.17	108.5	20.04	103.1	18.55
		580.0	129.8	23.81	122.3	23.01	116.1	22.03	113.4	21.05	108.5	19.92	103.1	18.43
	15	176.8	129.8	22.01	122.3	20.84	116.1	19.57	113.4	19.22	108.5	18.05	103.1	16.87
		220.5	129.8	21.85	122.3	20.67	116.1	19.49	113.4	19.14	108.5	17.97	103.1	16.79
		442.0	129.8	21.05	122.3	19.88	116.1	19.11	113.4	18.71	108.5	17.55	103.1	16.38
		523.8	129.8	20.65	122.3	19.88	116.1	19.11	113.4	18.31	108.5	17.14	103.1	15.97
		580.0	129.8	20.27	122.3	19.88	116.1	19.11	113.4	17.94	108.5	16.77	103.1	15.59
	20	176.8	129.8	18.39	122.3	17.64	116.1	16.78	113.4	16.48	108.5	15.70	103.1	14.54
		220.5	129.8	18.32	122.3	17.56	116.1	16.78	113.4	16.40	108.5	15.62	103.1	14.46
		442.0	129.8	17.95	122.3	17.14	116.1	16.78	113.4	15.97	108.5	15.20	103.1	14.04
		523.8	129.8	17.55	122.3	16.78	116.1	16.38	113.4	15.97	108.5	14.80	103.1	14.04
		580.0	129.8	17.18	122.3	16.46	116.1	16.01	113.4	15.97	108.5	14.44	103.1	14.04
	25	176.8	129.8	16.48	122.3	15.31	116.1	14.43	113.4	14.14	108.5	13.38	103.1	12.55
		220.5	129.8	16.40	122.3	15.23	116.1	14.43	113.4	14.06	108.5	13.30	103.1	12.48
		442.0	129.8	15.97	122.3	14.80	116.1	14.43	113.4	13.63	108.5	12.87	103.1	12.11
		523.8	129.8	15.60	122.3	14.80	116.1	14.04	113.4	13.63	108.5	12.87	103.1	12.11
		580.0	129.8	15.27	122.3	14.80	116.1	13.68	113.4	13.63	108.5	12.87	103.1	12.11
	30	176.8	129.8	14.54	122.3	13.72	116.1	12.97	113.4	12.55	108.5	11.79	103.1	11.03
		220.5	129.8	14.46	122.3	13.65	116.1	12.89	113.4	12.48	108.5	11.71	103.1	10.95
		442.0	129.8	14.04	122.3	13.27	116.1	12.46	113.4	12.11	108.5	11.28	103.1	10.52
		523.8	129.8	14.04	122.3	13.27	116.1	12.46	113.4	12.11	108.5	11.28	103.1	10.52
		580.0	129.8	14.04	122.3	13.27	116.1	12.46	113.4	12.11	108.5	11.28	103.1	10.52
	35	176.8	129.8	13.38	122.3	12.55	116.1	11.39	113.4	10.93	108.5	10.63	103.1	9.76
		220.5	129.8	13.30	122.3	12.48	116.1	11.31	113.4	10.93	108.5	10.55	103.1	9.76
		442.0	129.8	12.87	122.3	12.11	116.1	10.93	113.4	10.93	108.5	10.12	103.1	9.76
		523.8	129.8	12.87	122.3	11.70	116.1	10.93	113.4	10.52	108.5	10.12	103.1	9.35
		580.0	129.8	12.87	122.3	11.33	116.1	10.93	113.4	10.15	108.5	10.12	103.1	8.98
	40	176.8	129.8	12.66	122.3	11.39	116.1	10.12	113.4	10.22	108.5	9.35	103.1	9.04
		220.5	129.8	12.50	122.3	11.31	116.1	10.12	113.4	10.14	108.5	9.35	103.1	8.97
		442.0	129.8	11.70	122.3	10.93	116.1	10.12	113.4	9.76	108.5	9.35	103.1	8.59
523.8		129.8	11.70	122.3	10.93	116.1	9.76	113.4	9.76	108.5	9.35	103.1	8.59	
580.0		129.8	11.70	122.3	10.93	116.1	9.43	113.4	9.76	108.5	9.35	103.1	8.59	
45	176.8	129.8	11.99	122.3	10.22	116.1	8.85	113.4	9.55	108.5	8.08	103.1	8.38	
	220.5	129.8	11.75	122.3	10.14	116.1	8.93	113.4	9.39	108.5	8.17	103.1	8.22	
	442.0	129.8	10.52	122.3	9.76	116.1	9.35	113.4	8.59	108.5	8.59	103.1	7.42	
	523.8	129.8	10.52	122.3	10.12	116.1	8.59	113.4	8.96	108.5	8.59	103.1	7.79	

7. Capacity Tables

Combi. (%)	Inlet Water Temp. (°C)	Water Flow Rate (LPM)	Indoor Air Temp. (°C, DB)											
			16.0		18.0		20.0		21.0		22.0		24.0	
			TC	PI	TC	PI	TC	PI	TC	PI	TC	PI	TC	PI
80	45	580.0	129.8	10.52	122.3	10.46	116.1	7.88	113.4	9.30	108.5	8.59	103.1	8.13
70	-5	176.8	45.30	14.09	42.60	13.42	40.30	12.98	39.80	12.24	39.60	11.81	39.00	10.73
		220.5	46.60	14.34	43.80	13.67	41.40	13.21	41.00	12.45	40.70	12.02	40.10	10.92
		442.0	53.20	15.60	49.90	14.88	47.10	14.39	46.70	13.55	46.40	13.07	45.60	11.90
		523.8	58.80	16.86	55.20	16.05	52.00	15.52	51.60	14.60	51.30	14.12	50.30	12.83
		580.0	64.00	18.03	60.10	17.14	56.50	16.58	56.10	15.59	55.80	15.11	54.60	13.70
	0	176.8	81.20	20.62	75.00	19.67	69.70	19.01	68.50	17.89	67.40	17.29	65.10	15.73
		220.5	81.60	20.68	75.40	19.71	70.10	19.07	68.90	17.93	67.80	17.33	65.40	15.77
		442.0	83.50	20.94	77.20	19.92	71.70	19.32	70.60	18.14	69.40	17.55	66.80	15.94
		523.8	84.80	20.94	78.50	19.92	72.80	19.32	71.60	18.14	70.60	17.55	67.90	15.94
		580.0	86.00	20.94	79.70	19.92	73.70	19.32	72.50	18.14	71.70	17.55	68.80	15.94
	5	176.8	112.2	22.47	106.2	21.38	101.2	20.70	99.10	19.51	94.60	18.81	90.10	17.08
		220.5	112.4	22.56	106.4	21.47	101.2	20.79	99.10	19.59	94.60	18.90	90.10	17.16
		442.0	113.4	23.02	107.3	21.93	101.3	21.25	99.10	19.97	94.60	19.32	90.10	17.55
		523.8	113.4	23.18	107.2	22.10	101.3	21.42	99.10	20.12	94.60	19.43	90.10	17.66
		580.0	113.4	23.33	107.2	22.26	101.3	21.58	99.10	20.27	94.60	19.54	90.10	17.77
	10	176.8	112.7	20.69	106.7	19.56	101.3	18.84	99.10	17.79	94.60	17.05	90.10	15.60
		220.5	112.8	20.66	106.7	19.52	101.3	18.80	99.10	17.79	94.60	17.05	90.10	15.60
		442.0	113.4	20.49	107.2	19.35	101.3	18.63	99.10	17.79	94.60	17.05	90.10	15.60
		523.8	113.4	20.57	107.2	19.43	101.3	18.71	99.10	17.87	94.60	16.94	90.10	15.65
		580.0	113.4	20.65	107.2	19.51	101.3	18.79	99.10	17.95	94.60	16.83	90.10	15.69
	15	176.8	113.4	18.90	107.2	17.74	101.3	16.98	99.10	16.07	94.60	15.31	90.10	14.14
		220.5	113.4	18.74	107.2	17.58	101.3	16.81	99.10	15.99	94.60	15.23	90.10	14.06
		442.0	113.4	17.95	107.2	16.78	101.3	15.97	99.10	15.60	94.60	14.80	90.10	13.63
		523.8	113.4	17.95	107.2	16.78	101.3	15.97	99.10	15.60	94.60	14.43	90.10	13.63
		580.0	113.4	17.95	107.2	16.78	101.3	15.97	99.10	15.60	94.60	14.10	90.10	13.63
	20	176.8	113.4	15.70	107.2	14.90	101.3	14.54	99.10	14.14	94.60	13.38	90.10	12.55
		220.5	113.4	15.62	107.2	14.82	101.3	14.46	99.10	14.06	94.60	13.30	90.10	12.48
		442.0	113.4	15.20	107.2	14.43	101.3	14.04	99.10	13.63	94.60	12.87	90.10	12.11
		523.8	113.4	15.20	107.2	14.43	101.3	14.04	99.10	13.27	94.60	12.87	90.10	11.70
		580.0	113.4	15.20	107.2	14.43	101.3	14.04	99.10	12.94	94.60	12.87	90.10	11.33
	25	176.8	113.4	14.14	107.2	13.38	101.3	12.55	99.10	12.20	94.60	11.28	90.10	10.52
		220.5	113.4	14.06	107.2	13.30	101.3	12.48	99.10	12.12	94.60	11.28	90.10	10.52
		442.0	113.4	13.63	107.2	12.87	101.3	12.11	99.10	11.70	94.60	11.28	90.10	10.52
		523.8	113.4	13.27	107.2	12.46	101.3	12.11	99.10	11.70	94.60	10.93	90.10	10.52
		580.0	113.4	12.94	107.2	12.09	101.3	12.11	99.10	11.70	94.60	10.61	90.10	10.52
	30	176.8	113.4	12.55	107.2	11.79	101.3	11.03	99.10	10.52	94.60	10.22	90.10	9.35
		220.5	113.4	12.48	107.2	11.71	101.3	10.95	99.10	10.52	94.60	10.14	90.10	9.35
		442.0	113.4	12.11	107.2	11.28	101.3	10.52	99.10	10.52	94.60	9.76	90.10	9.35
		523.8	113.4	12.11	107.2	11.28	101.3	10.52	99.10	10.12	94.60	9.76	90.10	9.35
		580.0	113.4	12.11	107.2	11.28	101.3	10.52	99.10	9.76	94.60	9.76	90.10	9.35
	35	176.8	113.4	11.39	107.2	10.63	101.3	9.76	99.10	9.86	94.60	8.96	90.10	8.70
		220.5	113.4	11.31	107.2	10.55	101.3	9.76	99.10	9.78	94.60	8.96	90.10	8.62
		442.0	113.4	10.93	107.2	10.12	101.3	9.76	99.10	9.35	94.60	8.96	90.10	8.19
		523.8	113.4	10.93	107.2	10.12	101.3	9.35	99.10	9.35	94.60	8.96	90.10	8.19
		580.0	113.4	10.93	107.2	10.12	101.3	8.98	99.10	9.35	94.60	8.96	90.10	8.19
	40	176.8	113.4	10.63	107.2	9.86	101.3	9.04	99.10	8.59	94.60	8.19	90.10	7.87
		220.5	113.4	10.55	107.2	9.78	101.3	8.97	99.10	8.59	94.60	8.19	90.10	7.80
		442.0	113.4	10.12	107.2	9.35	101.3	8.59	99.10	8.59	94.60	8.19	90.10	7.42
523.8		113.4	10.12	107.2	9.35	101.3	8.59	99.10	8.19	94.60	7.79	90.10	7.42	
580.0		113.4	10.12	107.2	9.35	101.3	8.59	99.10	7.83	94.60	7.42	90.10	7.42	
45	176.8	113.4	9.86	107.2	9.04	101.3	8.38	99.10	7.32	94.60	7.42	90.10	7.11	
	220.5	113.4	9.78	107.2	8.97	101.3	8.22	99.10	7.40	94.60	7.42	90.10	7.03	
	442.0	113.4	9.35	107.2	8.59	101.3	7.42	99.10	7.79	94.60	7.42	90.10	6.61	
	523.8	113.4	9.35	107.2	8.59	101.3	7.79	99.10	7.02	94.60	6.61	90.10	6.61	

7. Capacity Tables

Combi. (%)	Inlet Water Temp. (°C)	Water Flow Rate (LPM)	Indoor Air Temp. (°C, DB)											
			16.0		18.0		20.0		21.0		22.0		24.0	
			TC	PI	TC	PI	TC	PI	TC	PI	TC	PI	TC	PI
70	45	580.0	113.4	9.35	107.2	8.59	101.3	8.13	99.10	6.31	94.60	5.85	90.10	6.61
60	-5	176.8	39.00	11.44	36.50	11.01	34.50	10.57	34.10	9.83	34.00	9.67	33.30	8.63
		220.5	40.10	11.65	37.60	11.21	35.40	10.76	35.00	10.00	34.90	9.84	34.20	8.80
		442.0	45.70	12.70	42.70	12.21	40.40	11.73	40.00	10.89	39.80	10.73	39.10	9.59
		523.8	50.40	13.67	47.20	13.18	44.80	12.66	44.20	11.77	44.10	11.57	43.20	10.32
		580.0	54.60	14.58	51.20	14.09	48.80	13.53	47.90	12.60	48.00	12.36	46.90	11.01
	0	176.8	69.70	16.77	64.10	16.17	59.80	15.48	58.70	14.39	57.90	14.19	55.70	12.67
		220.5	70.10	16.81	64.40	16.21	60.10	15.52	59.00	14.43	58.20	14.23	56.00	12.70
		442.0	71.70	17.02	66.00	16.38	61.70	15.73	60.50	14.60	59.50	14.39	57.20	12.83
		523.8	72.80	17.02	67.10	16.38	62.80	15.73	61.40	14.60	60.50	14.39	58.20	12.83
		580.0	73.70	17.02	68.20	16.38	63.90	15.73	62.20	14.60	61.40	14.39	59.10	12.83
	5	176.8	96.30	18.26	90.80	17.57	87.10	16.84	84.90	15.69	81.20	15.45	77.30	13.76
		220.5	96.50	18.34	91.00	17.65	87.10	16.92	84.90	15.75	81.20	15.52	77.30	13.82
		442.0	97.30	18.71	91.70	18.04	87.10	17.29	84.90	16.08	81.20	15.85	77.30	14.12
		523.8	97.30	18.88	91.60	18.14	87.10	17.42	84.90	16.21	81.20	15.94	77.30	14.24
		580.0	97.30	19.04	91.50	18.24	87.10	17.54	84.90	16.33	81.20	16.02	77.30	14.35
	10	176.8	96.90	16.78	91.10	16.05	87.10	15.28	84.90	14.27	81.20	14.01	77.30	12.55
		220.5	96.90	16.78	91.20	16.05	87.10	15.28	84.90	14.31	81.20	14.01	77.30	12.58
		442.0	97.30	16.78	91.70	16.05	87.10	15.28	84.90	14.48	81.20	13.95	77.30	12.70
		523.8	97.30	16.81	91.60	15.90	87.10	15.11	84.90	14.31	81.20	13.83	77.30	12.58
		580.0	97.30	16.84	91.50	15.76	87.10	14.95	84.90	14.15	81.20	13.71	77.30	12.46
	15	176.8	97.30	15.31	91.60	14.54	87.10	13.72	84.90	12.87	81.20	12.55	77.30	11.28
		220.5	97.30	15.23	91.60	14.46	87.10	13.65	84.90	12.87	81.20	12.48	77.30	11.28
		442.0	97.30	14.80	91.60	14.04	87.10	13.27	84.90	12.87	81.20	12.11	77.30	11.28
		523.8	97.30	14.80	91.60	13.63	87.10	12.87	84.90	12.46	81.20	11.70	77.30	10.93
		580.0	97.30	14.80	91.60	13.26	87.10	12.51	84.90	12.09	81.20	11.33	77.30	10.61
	20	176.8	97.30	13.38	91.60	12.55	87.10	11.79	84.90	11.39	81.20	11.03	77.30	10.22
		220.5	97.30	13.30	91.60	12.48	87.10	11.71	84.90	11.31	81.20	10.95	77.30	10.14
		442.0	97.30	12.87	91.60	12.11	87.10	11.28	84.90	10.93	81.20	10.52	77.30	9.76
		523.8	97.30	12.87	91.60	12.11	87.10	11.28	84.90	10.93	81.20	10.52	77.30	9.76
		580.0	97.30	12.87	91.60	12.11	87.10	11.28	84.90	10.93	81.20	10.52	77.30	9.76
	25	176.8	97.30	11.79	91.60	11.03	87.10	10.12	84.90	10.22	81.20	9.35	77.30	9.04
		220.5	97.30	11.71	91.60	10.95	87.10	10.12	84.90	10.14	81.20	9.35	77.30	8.97
		442.0	97.30	11.28	91.60	10.52	87.10	10.12	84.90	9.76	81.20	9.35	77.30	8.59
		523.8	97.30	11.28	91.60	10.52	87.10	9.76	84.90	9.76	81.20	9.35	77.30	8.59
		580.0	97.30	11.28	91.60	10.52	87.10	9.43	84.90	9.76	81.20	9.35	77.30	8.59
	30	176.8	97.30	10.63	91.60	9.86	87.10	9.46	84.90	9.04	81.20	8.70	77.30	8.29
		220.5	97.30	10.55	91.60	9.78	87.10	9.38	84.90	8.97	81.20	8.62	77.30	8.21
		442.0	97.30	10.12	91.60	9.35	87.10	8.96	84.90	8.59	81.20	8.19	77.30	7.79
		523.8	97.30	10.12	91.60	9.35	87.10	8.96	84.90	8.59	81.20	8.19	77.30	7.79
		580.0	97.30	10.12	91.60	9.35	87.10	8.96	84.90	8.59	81.20	8.19	77.30	7.79
	35	176.8	97.30	9.35	91.60	9.04	87.10	8.19	84.90	8.29	81.20	7.87	77.30	7.52
		220.5	97.30	9.35	91.60	8.97	87.10	8.19	84.90	8.21	81.20	7.80	77.30	7.44
		442.0	97.30	9.35	91.60	8.59	87.10	8.19	84.90	7.79	81.20	7.42	77.30	7.02
		523.8	97.30	9.35	91.60	8.59	87.10	7.79	84.90	7.79	81.20	7.42	77.30	7.02
		580.0	97.30	9.35	91.60	8.59	87.10	7.42	84.90	7.79	81.20	7.42	77.30	7.02
	40	176.8	97.30	8.59	91.60	8.29	87.10	7.42	84.90	7.52	81.20	7.11	77.30	6.61
		220.5	97.30	8.59	91.60	8.21	87.10	7.42	84.90	7.44	81.20	7.03	77.30	6.61
		442.0	97.30	8.59	91.60	7.79	87.10	7.42	84.90	7.02	81.20	6.61	77.30	6.61
523.8		97.30	8.59	91.60	7.79	87.10	7.42	84.90	7.02	81.20	6.61	77.30	6.61	
580.0		97.30	8.59	91.60	7.79	87.10	7.42	84.90	7.02	81.20	6.61	77.30	6.61	
45	176.8	97.30	7.79	91.60	7.52	87.10	6.61	84.90	6.70	81.20	6.35	77.30	5.75	
	220.5	97.30	7.79	91.60	7.44	87.10	6.61	84.90	6.62	81.20	6.27	77.30	5.83	
	442.0	97.30	7.79	91.60	7.02	87.10	6.61	84.90	6.25	81.20	5.85	77.30	6.25	
	523.8	97.30	7.79	91.60	7.02	87.10	7.02	84.90	6.25	81.20	5.85	77.30	6.25	

7. Capacity Tables

Combi. (%)	Inlet Water Temp. (°C)	Water Flow Rate (LPM)	Indoor Air Temp. (°C, DB)											
			16.0		18.0		20.0		21.0		22.0		24.0	
			TC	PI	TC	PI	TC	PI	TC	PI	TC	PI	TC	PI
60	45	580.0	97.30	7.79	91.60	7.02	87.10	7.41	84.90	6.25	81.20	5.85	77.30	6.25
		176.8	32.50	9.12	30.60	8.63	28.80	8.17	28.30	7.73	28.30	7.26	27.70	6.87
	-5	220.5	33.40	9.29	31.50	8.80	29.70	8.31	29.20	7.87	29.20	7.39	28.50	7.00
		442.0	37.90	10.08	35.60	9.59	33.80	9.04	33.30	8.59	33.20	8.07	32.50	7.58
		523.8	41.90	10.89	39.40	10.32	37.20	9.76	36.80	9.27	36.50	8.67	36.00	8.19
		580.0	45.40	11.64	42.70	11.01	40.30	10.43	39.90	9.91	39.50	9.25	39.10	8.78
		176.8	57.90	13.36	53.60	12.67	49.90	11.94	48.70	11.32	48.00	10.65	46.40	10.05
		220.5	58.20	13.38	53.90	12.70	50.20	11.98	49.00	11.36	48.30	10.68	46.60	10.08
		442.0	59.50	13.51	55.20	12.83	51.30	12.14	50.30	11.53	49.60	10.81	47.60	10.21
		523.8	60.50	13.51	55.90	12.83	52.00	12.14	51.00	11.53	50.30	10.81	48.60	10.21
0	580.0	61.40	13.51	56.60	12.83	52.70	12.14	51.70	11.53	51.00	10.81	49.50	10.21	
	176.8	80.10	14.52	75.90	13.76	72.40	13.00	70.60	12.36	67.60	11.60	64.40	10.90	
	220.5	80.20	14.58	76.00	13.82	72.40	13.06	70.60	12.41	67.60	11.64	64.40	10.96	
	442.0	80.90	14.88	76.60	14.12	72.50	13.35	70.60	12.66	67.60	11.86	64.40	11.21	
	523.8	80.90	15.01	76.40	14.24	72.50	13.42	70.60	12.74	67.60	11.98	64.40	11.28	
	580.0	80.90	15.13	76.20	14.35	72.50	13.49	70.60	12.82	67.60	12.10	64.40	11.35	
	176.8	80.50	13.38	76.00	12.59	72.40	11.83	70.60	11.31	67.60	10.46	64.40	9.98	
	220.5	80.50	13.37	76.00	12.59	72.40	11.82	70.60	11.30	67.60	10.48	64.40	9.97	
5	442.0	80.90	13.27	76.60	12.55	72.50	11.73	70.60	11.21	67.60	10.60	64.40	9.88	
	523.8	80.90	13.35	76.40	12.58	72.50	11.77	70.60	11.25	67.60	10.44	64.40	9.93	
	580.0	80.90	13.43	76.20	12.61	72.50	11.81	70.60	11.29	67.60	10.28	64.40	9.97	
	176.8	80.90	12.20	76.40	11.39	72.50	10.63	70.60	10.22	67.60	9.35	64.40	9.04	
	220.5	80.90	12.12	76.40	11.31	72.50	10.55	70.60	10.14	67.60	9.35	64.40	8.97	
	442.0	80.90	11.70	76.40	10.93	72.50	10.12	70.60	9.76	67.60	9.35	64.40	8.59	
10	523.8	80.90	11.70	76.40	10.93	72.50	10.12	70.60	9.76	67.60	8.96	64.40	8.59	
	580.0	80.90	11.70	76.40	10.93	72.50	10.12	70.60	9.76	67.60	8.60	64.40	8.59	
	176.8	80.90	10.63	76.40	9.86	72.50	9.46	70.60	9.04	67.60	8.70	64.40	7.79	
	220.5	80.90	10.55	76.40	9.78	72.50	9.38	70.60	8.97	67.60	8.62	64.40	7.79	
	442.0	80.90	10.12	76.40	9.35	72.50	8.96	70.60	8.59	67.60	8.19	64.40	7.79	
	523.8	80.90	10.12	76.40	9.35	72.50	8.96	70.60	8.59	67.60	8.19	64.40	7.79	
15	580.0	80.90	10.12	76.40	9.35	72.50	8.96	70.60	8.59	67.60	8.19	64.40	7.79	
	176.8	80.90	9.46	76.40	8.59	72.50	8.29	70.60	7.79	67.60	7.42	64.40	7.02	
	220.5	80.90	9.38	76.40	8.59	72.50	8.21	70.60	7.79	67.60	7.42	64.40	7.02	
	442.0	80.90	8.96	76.40	8.59	72.50	7.79	70.60	7.79	67.60	7.42	64.40	7.02	
	523.8	80.90	8.96	76.40	8.59	72.50	7.79	70.60	7.79	67.60	7.42	64.40	7.02	
	580.0	80.90	8.96	76.40	8.59	72.50	7.79	70.60	7.79	67.60	7.42	64.40	7.02	
20	176.8	80.90	8.70	76.40	7.87	72.50	7.52	70.60	7.02	67.60	7.11	64.40	6.70	
	220.5	80.90	8.62	76.40	7.80	72.50	7.44	70.60	7.02	67.60	7.03	64.40	6.62	
	442.0	80.90	8.19	76.40	7.42	72.50	7.02	70.60	7.02	67.60	6.61	64.40	6.25	
	523.8	80.90	8.19	76.40	7.42	72.50	7.02	70.60	7.02	67.60	6.61	64.40	6.25	
	580.0	80.90	8.19	76.40	7.42	72.50	7.02	70.60	7.02	67.60	6.61	64.40	6.25	
	176.8	80.90	7.87	76.40	7.02	72.50	6.61	70.60	6.70	67.60	6.25	64.40	5.85	
25	220.5	80.90	7.80	76.40	7.02	72.50	6.61	70.60	6.62	67.60	6.25	64.40	5.85	
	442.0	80.90	7.42	76.40	7.02	72.50	6.61	70.60	6.25	67.60	6.25	64.40	5.85	
	523.8	80.90	7.42	76.40	7.02	72.50	6.61	70.60	6.25	67.60	6.25	64.40	5.85	
	580.0	80.90	7.42	76.40	7.02	72.50	6.61	70.60	6.25	67.60	6.25	64.40	5.85	
	176.8	80.90	7.11	76.40	6.70	72.50	6.35	70.60	5.85	67.60	5.94	64.40	5.44	
	220.5	80.90	7.03	76.40	6.62	72.50	6.27	70.60	5.85	67.60	5.86	64.40	5.44	
30	442.0	80.90	6.61	76.40	6.25	72.50	5.85	70.60	5.85	67.60	5.44	64.40	5.44	
	523.8	80.90	6.61	76.40	6.25	72.50	5.85	70.60	5.85	67.60	5.44	64.40	5.44	
	580.0	80.90	6.61	76.40	6.25	72.50	5.85	70.60	5.85	67.60	5.44	64.40	5.44	
	176.8	80.90	6.35	76.40	6.45	72.50	6.04	70.60	5.00	67.60	5.63	64.40	5.08	
	220.5	80.90	6.27	76.40	6.28	72.50	5.88	70.60	5.08	67.60	5.48	64.40	5.08	
	442.0	80.90	5.85	76.40	5.44	72.50	5.08	70.60	5.44	67.60	4.68	64.40	5.08	
35	523.8	80.90	5.85	76.40	5.44	72.50	5.08	70.60	5.44	67.60	4.68	64.40	5.08	
	176.8	80.90	5.85	76.40	5.44	72.50	5.08	70.60	5.44	67.60	4.68	64.40	5.08	
	220.5	80.90	5.85	76.40	5.44	72.50	5.08	70.60	5.44	67.60	4.68	64.40	5.08	
	442.0	80.90	5.85	76.40	5.44	72.50	5.08	70.60	5.44	67.60	4.68	64.40	5.08	
40	523.8	80.90	5.85	76.40	5.44	72.50	5.08	70.60	5.44	67.60	4.68	64.40	5.08	
	176.8	80.90	5.85	76.40	5.44	72.50	5.08	70.60	5.44	67.60	4.68	64.40	5.08	
	220.5	80.90	5.85	76.40	5.44	72.50	5.08	70.60	5.44	67.60	4.68	64.40	5.08	
	442.0	80.90	5.85	76.40	5.44	72.50	5.08	70.60	5.44	67.60	4.68	64.40	5.08	
45	523.8	80.90	5.85	76.40	5.44	72.50	5.08	70.60	5.44	67.60	4.68	64.40	5.08	
	176.8	80.90	5.85	76.40	5.44	72.50	5.08	70.60	5.44	67.60	4.68	64.40	5.08	
	220.5	80.90	5.85	76.40	5.44	72.50	5.08	70.60	5.44	67.60	4.68	64.40	5.08	
	442.0	80.90	5.85	76.40	5.44	72.50	5.08	70.60	5.44	67.60	4.68	64.40	5.08	

7. Capacity Tables

Combi. (%)	Inlet Water Temp. (°C)	Water Flow Rate (LPM)	Indoor Air Temp. (°C, DB)											
			16.0		18.0		20.0		21.0		22.0		24.0	
			TC	PI	TC	PI	TC	PI	TC	PI	TC	PI	TC	PI
50	45	580.0	80.90	5.85	76.40	5.44	72.50	5.08	70.60	5.44	67.60	4.68	64.40	5.08

Note

- TC: Total Capacity(kW), PI : Power Input(kW)
- Capacity tables show the average value of conditions which may occur.
- The minimum flow rate of the product is based on 50% of the rated flow rate or the value indicated in the specification table, whichever is greater.
However, when the 'Variable Water Flow Valve Control KIT' is applied, the minimum flow rate is allowed to 40% (gray colored area) of the rated flow rate.
- If the flow rate is less than minimum flow rate and the indoor unit combination ratio exceeds 130%, ask to LG Electronics even if the 'Variable Water Flow Valve Control KIT' is applied.

7. Capacity Tables

CRWM480LAS5

Combi. (%)	Inlet Water Temp. (°C)	Water Flow Rate (LPM)	Indoor Air Temp. (°C, DB)											
			16.0		18.0		20.0		21.0		22.0		24.0	
			TC	PI	TC	PI	TC	PI	TC	PI	TC	PI	TC	PI
130	-5	184.8	71.60	25.77	71.00	24.28	70.60	22.58	69.60	21.92	70.40	21.35	68.50	19.14
		231.0	73.70	26.14	73.00	24.68	72.60	22.98	71.60	22.32	72.40	21.74	70.50	19.50
		462.0	83.70	28.01	83.00	26.61	82.60	25.04	81.50	24.32	82.30	23.63	80.30	21.21
		548.8	92.60	29.79	91.60	28.42	91.20	26.98	90.10	26.27	91.20	25.51	88.80	22.87
		580.0	98.40	31.03	97.20	29.68	96.80	28.34	95.70	27.62	97.00	26.81	94.30	24.02
	0	184.8	127.8	35.25	124.8	34.20	122.1	33.08	119.6	32.16	120.0	31.28	114.5	27.99
		231.0	128.5	35.33	125.5	34.27	122.8	33.16	120.3	32.24	120.7	31.35	115.2	28.06
		462.0	131.7	35.72	128.5	34.63	125.8	33.57	123.1	32.63	123.5	31.69	118.0	28.42
		548.8	133.7	35.72	130.3	34.63	127.6	33.57	124.8	32.63	125.4	31.69	119.7	28.42
		580.0	134.9	35.72	131.5	34.63	128.8	33.57	125.9	32.63	126.5	31.69	120.8	28.42
	5	184.8	184.1	37.89	181.3	36.95	177.5	36.01	173.1	34.99	168.3	34.02	159.1	30.48
		231.0	184.7	38.03	181.6	37.10	177.5	36.16	173.1	35.14	168.3	34.16	159.1	30.62
		462.0	187.2	38.73	182.8	37.82	177.6	36.92	173.1	35.90	168.3	34.88	159.1	31.28
		548.8	188.3	38.99	183.4	38.07	177.6	37.17	173.1	36.15	168.3	35.13	159.1	31.48
		580.0	189.1	39.17	183.7	38.24	177.6	37.34	173.1	36.32	168.3	35.30	159.1	31.63
	10	184.8	184.2	34.48	181.3	33.32	176.9	32.70	172.4	31.97	167.7	30.86	158.4	27.85
		231.0	185.2	34.44	182.0	33.35	177.6	32.74	173.1	31.97	168.3	30.85	159.0	27.84
		462.0	189.7	34.16	185.5	33.47	180.4	33.00	175.9	31.91	170.8	30.77	161.5	27.76
		548.8	190.7	34.63	186.8	33.94	181.7	33.14	176.6	32.04	172.1	31.28	162.5	29.07
		580.0	191.3	34.95	187.6	34.26	182.5	33.23	177.1	32.12	172.9	31.63	163.1	29.98
	15	184.8	184.5	31.07	181.4	29.74	176.2	29.43	171.5	28.93	167.0	27.70	157.7	25.26
		231.0	185.8	30.82	182.5	29.63	177.5	29.39	172.8	28.75	168.1	27.52	158.8	25.08
		462.0	192.1	29.54	188.2	29.11	183.4	29.11	178.6	27.88	173.5	26.64	164.2	24.18
		548.8	193.1	30.24	190.0	29.79	185.5	29.11	180.4	27.88	175.9	27.41	166.0	26.64
		580.0	193.7	30.74	191.2	30.26	186.9	29.11	181.6	27.88	177.4	27.96	167.2	28.33
	20	184.8	191.6	28.50	188.2	27.18	183.1	26.58	178.0	25.73	172.8	25.16	162.6	24.39
		231.0	192.9	28.33	189.5	27.17	184.4	26.57	179.3	25.83	174.1	25.30	163.9	24.22
		462.0	199.2	27.49	195.7	27.08	190.2	26.47	185.1	26.27	180.4	26.02	170.1	23.38
		548.8	199.9	27.49	197.1	27.08	192.4	26.64	186.9	26.27	181.8	26.02	171.5	24.86
		580.0	200.4	27.49	198.0	27.08	193.9	26.75	188.1	26.27	182.7	26.02	172.4	25.87
	25	184.8	202.3	27.18	197.1	26.39	192.4	25.95	188.8	25.52	184.5	25.15	173.9	23.49
		231.0	202.3	27.10	197.1	26.35	192.4	25.87	188.8	25.44	184.5	25.07	173.9	23.41
		462.0	202.3	26.64	197.1	26.17	192.4	25.41	188.8	25.04	184.5	24.61	173.9	22.95
		548.8	202.3	26.27	197.1	25.51	192.4	25.04	188.8	24.61	184.5	24.18	173.9	22.58
		580.0	202.3	26.02	197.1	25.04	192.4	24.79	188.8	24.33	184.5	23.90	173.9	22.33
	30	184.8	202.3	26.47	197.1	25.16	192.4	24.93	188.8	24.28	184.5	24.02	173.9	22.36
		231.0	202.3	26.29	197.1	25.12	192.4	24.82	188.8	24.21	184.5	23.84	173.9	22.18
		462.0	202.3	25.41	197.1	24.94	192.4	24.18	188.8	23.81	184.5	22.95	173.9	21.34
		548.8	202.3	25.04	197.1	24.28	192.4	23.81	188.8	23.38	184.5	22.95	173.9	21.34
		580.0	202.3	24.79	197.1	23.81	192.4	23.56	188.8	23.10	184.5	22.95	173.9	21.34
	35	184.8	202.3	25.26	197.1	24.40	192.4	23.92	188.8	23.05	184.5	22.25	173.9	20.69
		231.0	202.3	25.08	197.1	24.29	192.4	23.84	188.8	22.98	184.5	22.17	173.9	20.52
		462.0	202.3	24.18	197.1	23.71	192.4	23.38	188.8	22.58	184.5	21.73	173.9	19.68
		548.8	202.3	24.18	197.1	23.46	192.4	22.95	188.8	22.15	184.5	21.34	173.9	19.68
		580.0	202.3	24.18	197.1	23.30	192.4	22.67	188.8	21.87	184.5	21.09	173.9	19.68
	40	184.8	202.3	24.39	197.1	23.62	192.4	23.16	188.8	22.36	184.5	21.56	173.9	19.46
		231.0	202.3	24.22	197.1	23.51	192.4	22.99	188.8	22.18	184.5	21.38	173.9	19.31
		462.0	202.3	23.38	197.1	22.87	192.4	22.15	188.8	21.34	184.5	20.50	173.9	18.47
		548.8	202.3	22.95	197.1	22.50	192.4	22.15	188.8	21.34	184.5	20.50	173.9	18.47
		580.0	202.3	22.67	197.1	22.25	192.4	22.15	188.8	21.34	184.5	20.50	173.9	18.47
	45	184.8	202.3	23.59	197.1	22.80	192.4	22.46	188.8	21.66	184.5	20.80	173.9	18.23
		231.0	202.3	23.42	197.1	22.69	192.4	22.21	188.8	21.41	184.5	20.55	173.9	18.08
		462.0	202.3	22.58	197.1	22.07	192.4	20.91	188.8	20.11	184.5	19.27	173.9	17.24
		548.8	202.3	21.73	197.1	21.52	192.4	21.34	188.8	20.50	184.5	19.68	173.9	17.24

7. Capacity Tables

Combi. (%)	Inlet Water Temp. (°C)	Water Flow Rate (LPM)	Indoor Air Temp. (°C, DB)											
			16.0		18.0		20.0		21.0		22.0		24.0	
			TC	PI	TC	PI	TC	PI	TC	PI	TC	PI	TC	PI
130	45	580.0	202.3	21.13	197.1	21.13	192.4	21.63	188.8	20.76	184.5	19.97	173.9	17.24
120	-5	184.8	67.90	25.77	67.50	24.28	67.10	22.58	66.20	21.63	66.80	21.01	65.10	18.80
		231.0	69.90	26.14	69.50	24.68	69.10	22.98	68.20	22.03	68.80	21.40	66.90	19.16
		462.0	79.60	28.01	78.90	26.61	78.50	25.04	77.50	23.96	78.20	23.30	76.10	20.87
		548.8	87.80	29.79	87.10	28.42	86.70	26.98	85.70	25.88	86.40	25.12	84.00	22.50
		580.0	93.10	31.03	92.40	29.68	92.00	28.34	91.00	27.21	91.70	26.39	89.20	23.64
	0	184.8	121.4	35.25	118.6	34.20	115.9	33.08	113.8	31.69	113.8	30.81	108.4	27.54
		231.0	122.1	35.33	119.3	34.27	116.6	33.16	114.4	31.77	114.4	30.88	109.0	27.61
		462.0	125.1	35.72	122.1	34.63	119.6	33.57	117.0	32.16	117.0	31.22	111.8	27.96
		548.8	126.9	35.72	124.1	34.63	121.4	33.57	118.9	32.16	118.7	31.22	113.5	27.96
		580.0	128.1	35.72	125.3	34.63	122.6	33.57	120.0	32.16	119.8	31.22	114.6	27.96
	5	184.8	175.2	37.89	172.5	36.95	168.7	36.01	164.6	34.48	159.5	33.51	150.8	30.02
		231.0	175.8	38.03	172.8	37.10	168.7	36.16	164.6	34.63	159.5	33.65	150.8	30.16
		462.0	178.3	38.73	174.2	37.82	168.7	36.92	164.6	35.39	159.5	34.37	150.8	30.77
		548.8	179.3	38.99	173.1	38.07	168.7	37.17	164.6	35.64	159.5	34.63	150.8	30.97
		580.0	179.9	39.17	172.4	38.24	168.7	37.34	164.6	35.81	159.5	34.81	150.8	31.12
	10	184.8	175.9	34.04	172.5	33.10	168.3	32.42	164.2	31.44	159.1	30.41	150.5	27.33
		231.0	176.6	34.15	173.2	33.21	168.7	32.52	164.6	31.48	159.5	30.40	150.8	27.36
		462.0	180.0	34.63	176.2	33.73	170.7	33.00	166.6	31.65	161.2	30.30	152.3	27.49
		548.8	181.0	34.49	175.5	33.73	171.4	33.14	167.3	31.79	161.9	30.42	153.0	28.42
		580.0	181.6	34.40	175.1	33.73	171.9	33.23	167.8	31.88	162.4	30.51	153.5	29.06
	15	184.8	176.3	30.20	172.8	29.29	167.7	28.85	163.8	28.42	158.7	27.27	149.9	24.72
		231.0	177.3	30.24	173.8	29.36	168.4	28.89	164.5	28.34	159.4	27.11	150.6	24.64
		462.0	181.4	30.50	178.0	29.62	172.5	29.11	168.3	27.88	162.8	26.27	154.0	24.18
		548.8	182.4	30.05	177.9	29.36	173.9	29.11	169.7	27.88	164.2	26.27	155.4	25.84
		580.0	183.0	29.74	177.8	29.18	174.8	29.11	170.6	27.88	165.1	26.27	156.3	26.99
	20	184.8	181.3	27.15	177.9	25.99	172.5	25.30	167.7	24.94	162.2	24.64	153.6	23.38
		231.0	182.3	27.15	178.9	26.07	173.2	25.40	168.7	25.02	163.2	24.63	154.3	23.31
		462.0	187.1	27.15	183.1	26.47	177.2	25.84	173.1	25.41	167.3	24.53	158.1	22.95
		548.8	187.9	26.90	183.0	26.27	178.6	25.84	173.9	25.41	168.3	24.61	159.1	23.81
		580.0	188.5	26.74	182.9	26.12	179.5	25.84	174.5	25.41	168.9	24.67	159.7	24.40
	25	184.8	190.0	25.69	184.5	24.49	178.6	24.02	174.8	23.49	170.1	23.05	160.8	21.45
		231.0	190.0	25.62	184.5	24.46	178.6	23.99	174.8	23.41	170.1	22.98	160.8	21.37
		462.0	190.6	25.20	184.5	24.28	178.6	23.81	174.8	22.95	170.1	22.58	160.8	20.91
		548.8	191.2	24.28	184.5	23.63	178.6	23.38	174.8	22.95	170.1	22.15	160.8	20.91
		580.0	191.5	23.63	184.5	23.18	178.6	23.10	174.8	22.95	170.1	21.87	160.8	20.91
	30	184.8	191.2	24.57	184.5	23.34	178.6	22.68	174.8	21.82	170.1	21.56	160.8	19.79
		231.0	191.2	24.39	184.5	23.23	178.6	22.60	174.8	21.74	170.1	21.38	160.8	19.71
		462.0	191.2	23.55	184.5	22.65	178.6	22.15	174.8	21.34	170.1	20.50	160.8	19.27
		548.8	191.2	22.79	184.5	22.15	178.6	21.73	174.8	21.34	170.1	20.50	160.8	18.88
		580.0	191.2	22.26	184.5	21.82	178.6	21.43	174.8	21.34	170.1	20.50	160.8	18.63
	35	184.8	191.2	23.45	184.5	22.18	178.6	21.56	174.8	20.69	170.1	19.89	160.8	18.12
		231.0	191.2	23.19	184.5	22.01	178.6	21.38	174.8	20.52	170.1	19.72	160.8	18.05
		462.0	191.2	21.81	184.5	21.17	178.6	20.50	174.8	19.68	170.1	18.88	160.8	17.65
		548.8	191.2	21.56	184.5	21.01	178.6	20.50	174.8	19.68	170.1	18.88	160.8	17.24
		580.0	191.2	21.40	184.5	20.89	178.6	20.50	174.8	19.68	170.1	18.88	160.8	16.96
	40	184.8	191.2	22.76	184.5	21.16	178.6	20.33	174.8	19.46	170.1	18.66	160.8	16.91
		231.0	191.2	22.40	184.5	20.95	178.6	20.15	174.8	19.31	170.1	18.49	160.8	16.83
		462.0	191.2	20.58	184.5	19.93	178.6	19.27	174.8	18.47	170.1	17.65	160.8	16.41
548.8		191.2	20.33	184.5	19.68	178.6	19.27	174.8	18.47	170.1	17.65	160.8	16.00	
580.0		191.2	20.17	184.5	19.52	178.6	19.27	174.8	18.47	170.1	17.65	160.8	15.72	
45	184.8	191.2	22.06	184.5	20.15	178.6	19.09	174.8	18.23	170.1	17.43	160.8	15.68	
	231.0	191.2	21.62	184.5	19.92	178.6	18.91	174.8	18.08	170.1	17.25	160.8	15.60	
	462.0	191.2	19.35	184.5	18.72	178.6	18.04	174.8	17.24	170.1	16.41	160.8	15.18	
	548.8	191.2	19.09	184.5	18.37	178.6	18.04	174.8	17.24	170.1	16.41	160.8	14.77	

7. Capacity Tables

Combi. (%)	Inlet Water Temp. (°C)	Water Flow Rate (LPM)	Indoor Air Temp. (°C, DB)											
			16.0		18.0		20.0		21.0		22.0		24.0	
			TC	PI	TC	PI	TC	PI	TC	PI	TC	PI	TC	PI
120	45	580.0	191.2	18.91	184.5	18.15	178.6	18.04	174.8	17.24	170.1	16.41	160.8	14.49
110	-5	184.8	64.40	26.10	63.80	24.28	63.50	22.58	62.80	21.63	63.00	21.01	61.70	18.80
		231.0	66.20	26.47	65.60	24.68	65.30	22.98	64.60	22.03	64.80	21.40	63.40	19.16
		462.0	75.20	28.35	74.80	26.61	74.40	25.04	73.70	23.96	73.70	23.30	72.10	20.87
		548.8	83.00	30.17	82.60	28.42	82.20	26.98	81.30	25.88	81.30	25.12	79.60	22.50
		580.0	88.00	31.44	87.60	29.68	87.20	28.34	86.30	27.21	86.30	26.39	84.50	23.64
	0	184.8	114.9	35.72	112.4	34.20	110.1	33.08	108.0	31.69	107.0	30.81	102.9	27.54
		231.0	115.5	35.79	113.0	34.27	110.7	33.16	108.6	31.77	107.6	30.88	103.5	27.61
		462.0	118.3	36.15	115.8	34.63	113.2	33.57	111.1	32.16	110.1	31.22	105.9	27.96
		548.8	120.0	36.15	117.6	34.63	115.1	33.57	112.8	32.16	111.8	31.22	107.4	27.96
		580.0	121.1	36.15	118.8	34.63	116.2	33.57	113.9	32.16	112.9	31.22	108.5	27.96
	5	184.8	167.7	38.40	163.6	36.95	159.8	36.01	156.3	34.48	150.2	33.51	142.9	30.02
		231.0	168.1	38.54	163.9	37.10	159.8	36.16	156.3	34.63	150.2	33.65	142.9	30.16
		462.0	170.4	39.24	165.3	37.82	160.1	36.92	156.3	35.39	150.2	34.37	142.9	30.77
		548.8	171.4	39.50	165.6	38.07	160.1	37.17	156.3	35.64	150.2	34.63	142.9	30.97
		580.0	172.0	39.68	165.8	38.24	160.1	37.34	156.3	35.81	150.2	34.81	142.9	31.12
	10	184.8	168.3	34.44	164.2	33.25	159.7	32.53	156.0	31.44	149.9	30.41	142.7	27.33
		231.0	168.9	34.48	164.6	33.33	160.0	32.61	156.3	31.48	150.2	30.40	143.0	27.36
		462.0	171.4	34.74	166.3	33.73	160.8	33.00	157.3	31.65	151.2	30.30	143.6	27.49
		548.8	172.4	34.74	167.0	33.73	161.5	32.92	157.4	31.57	151.5	30.42	144.0	27.80
		580.0	173.0	34.74	167.5	33.73	162.0	32.86	157.6	31.51	151.7	30.51	144.3	28.00
	15	184.8	168.7	30.46	164.3	29.62	159.5	29.11	155.7	28.42	149.8	27.27	142.6	24.72
		231.0	169.4	30.42	164.9	29.62	159.9	29.11	156.1	28.34	150.2	27.11	142.9	24.64
		462.0	172.4	30.24	167.3	29.62	161.9	29.11	158.1	27.88	152.2	26.27	144.3	24.18
		548.8	173.2	30.05	168.3	29.36	162.8	28.72	158.7	27.49	152.6	26.27	145.1	24.61
		580.0	173.8	29.92	168.9	29.18	163.3	28.47	159.0	27.24	152.9	26.27	145.7	24.90
	20	184.8	171.8	26.29	167.3	25.67	161.8	25.04	157.4	24.61	151.8	23.92	143.7	22.36
		231.0	172.5	26.33	167.7	25.67	162.2	25.04	158.0	24.61	152.2	23.84	144.1	22.33
		462.0	176.5	26.57	170.1	25.67	164.2	25.04	160.5	24.61	154.0	23.38	146.5	22.15
		548.8	177.6	26.57	171.4	25.67	165.2	25.04	160.8	24.18	154.9	23.38	147.0	22.15
		580.0	178.4	26.57	172.2	25.67	165.8	25.04	161.0	23.90	155.4	23.38	147.2	22.15
	25	184.8	177.3	23.93	172.1	23.05	165.2	22.68	161.5	21.82	155.9	21.02	147.5	19.27
		231.0	177.6	23.89	172.1	22.98	165.2	22.60	161.5	21.74	155.9	20.94	147.5	19.27
		462.0	179.0	23.71	172.1	22.58	165.2	22.15	161.5	21.34	155.9	20.50	147.5	19.27
		548.8	180.0	23.71	172.1	22.65	165.2	21.73	161.5	21.34	155.9	20.11	147.5	18.88
		580.0	180.6	23.71	172.1	22.70	165.2	21.43	161.5	21.34	155.9	19.86	147.5	18.63
	30	184.8	180.0	21.82	172.1	21.02	165.2	20.22	161.5	19.79	155.9	18.56	147.5	17.34
		231.0	180.0	21.74	172.1	20.94	165.2	20.14	161.5	19.71	155.9	18.48	147.5	17.26
		462.0	180.0	21.34	172.1	20.50	165.2	19.68	161.5	19.27	155.9	18.04	147.5	16.80
		548.8	180.0	21.17	172.1	20.11	165.2	19.27	161.5	18.88	155.9	18.04	147.5	16.80
		580.0	180.0	21.07	172.1	19.86	165.2	18.99	161.5	18.63	155.9	18.04	147.5	16.80
	35	184.8	180.0	20.69	172.1	19.35	165.2	18.56	161.5	17.75	155.9	16.91	147.5	15.68
		231.0	180.0	20.52	172.1	19.28	165.2	18.48	161.5	17.67	155.9	16.83	147.5	15.60
		462.0	180.0	19.68	172.1	18.88	165.2	18.04	161.5	17.24	155.9	16.41	147.5	15.18
		548.8	180.0	19.17	172.1	18.47	165.2	17.65	161.5	17.24	155.9	16.41	147.5	15.18
		580.0	180.0	18.83	172.1	18.19	165.2	17.40	161.5	17.24	155.9	16.41	147.5	15.18
	40	184.8	180.0	19.46	172.1	18.66	165.2	17.43	161.5	16.52	155.9	15.68	147.5	14.44
		231.0	180.0	19.31	172.1	18.49	165.2	17.25	161.5	16.44	155.9	15.60	147.5	14.37
		462.0	180.0	18.47	172.1	17.65	165.2	16.41	161.5	16.00	155.9	15.18	147.5	13.97
548.8		180.0	18.19	172.1	17.24	165.2	16.41	161.5	15.57	155.9	14.77	147.5	13.54	
580.0		180.0	18.01	172.1	16.96	165.2	16.41	161.5	15.29	155.9	14.49	147.5	13.26	
45	184.8	180.0	18.23	172.1	17.97	165.2	16.30	161.5	15.29	155.9	14.44	147.5	13.21	
	231.0	180.0	18.08	172.1	17.71	165.2	16.05	161.5	15.21	155.9	14.37	147.5	13.14	
	462.0	180.0	17.24	172.1	16.41	165.2	14.77	161.5	14.77	155.9	13.97	147.5	12.74	
	548.8	180.0	17.24	172.1	16.00	165.2	15.18	161.5	13.97	155.9	13.11	147.5	11.87	

7. Capacity Tables

Combi. (%)	Inlet Water Temp. (°C)	Water Flow Rate (LPM)	Indoor Air Temp. (°C, DB)											
			16.0		18.0		20.0		21.0		22.0		24.0	
			TC	PI	TC	PI	TC	PI	TC	PI	TC	PI	TC	PI
110	45	580.0	180.0	17.24	172.1	15.72	165.2	15.47	161.5	13.41	155.9	12.52	147.5	11.27
100	-5	184.8	60.70	26.10	60.30	24.61	60.00	22.58	59.60	21.63	59.00	20.66	57.90	18.80
		231.0	62.40	26.47	62.00	25.01	61.70	22.98	61.30	22.03	60.70	21.05	59.60	19.16
		462.0	71.30	28.35	70.70	26.94	70.30	25.04	69.60	23.96	69.00	22.95	67.90	20.87
		548.8	78.60	30.17	78.10	28.82	77.50	26.98	76.90	25.88	76.40	24.75	75.00	22.50
		580.0	83.50	31.44	82.80	30.12	82.20	28.34	81.80	27.21	81.10	25.99	79.60	23.64
	0	184.8	108.7	35.72	106.3	34.66	104.0	33.08	102.2	31.69	100.4	30.34	97.00	27.54
		231.0	109.3	35.79	106.9	34.73	104.6	33.16	102.8	31.77	101.0	30.41	97.40	27.61
		462.0	111.8	36.15	109.4	35.10	107.0	33.57	105.2	32.16	103.5	30.77	99.80	27.96
		548.8	113.5	36.15	111.1	35.10	108.7	33.57	106.7	32.16	104.9	30.77	101.2	27.96
		580.0	114.6	36.15	112.2	35.10	109.8	33.57	107.8	32.16	105.8	30.77	102.1	27.96
	5	184.8	160.4	38.40	155.0	37.46	150.9	36.01	148.1	34.48	140.9	33.00	134.4	30.02
		231.0	160.8	38.54	155.3	37.60	150.9	36.16	148.1	34.63	140.9	33.14	134.4	30.16
		462.0	163.2	39.24	156.4	38.32	151.2	36.92	148.1	35.39	140.9	33.86	134.4	30.77
		548.8	164.2	39.50	156.7	38.58	151.2	37.17	148.1	35.64	140.9	34.08	134.4	30.97
		580.0	164.8	39.68	156.9	38.76	151.2	37.34	148.1	35.81	140.9	34.23	134.4	31.12
	10	184.8	161.2	34.34	155.6	33.58	151.2	32.53	148.1	31.44	140.9	29.88	134.4	27.33
		231.0	161.5	34.48	155.9	33.68	151.2	32.61	148.1	31.48	140.9	29.91	134.4	27.36
		462.0	163.2	35.13	156.6	34.12	151.2	33.00	148.1	31.65	140.9	30.05	134.4	27.49
		548.8	164.3	35.00	157.3	34.12	151.2	32.92	148.1	31.57	140.9	29.95	134.4	27.37
		580.0	165.1	34.93	157.8	34.12	151.2	32.86	148.1	31.51	140.9	29.89	134.4	27.28
	15	184.8	162.1	30.27	156.1	29.76	151.2	29.11	148.1	28.42	140.9	26.75	134.4	24.72
		231.0	162.4	30.41	156.1	29.79	151.2	29.11	148.1	28.34	140.9	26.67	134.4	24.64
		462.0	163.2	31.03	156.7	29.87	151.2	29.11	148.1	27.88	140.9	26.27	134.4	24.18
		548.8	164.6	30.50	157.4	29.62	151.2	28.72	148.1	27.49	140.9	25.84	134.4	23.81
		580.0	165.5	30.14	157.9	29.46	151.2	28.47	148.1	27.24	140.9	25.56	134.4	23.56
	20	184.8	162.9	25.89	157.0	25.23	151.2	24.61	148.1	24.28	140.9	22.68	134.4	21.56
		231.0	163.5	25.99	157.0	25.26	151.2	24.61	148.1	24.21	140.9	22.60	134.4	21.38
		462.0	166.0	26.47	157.4	25.33	151.2	24.61	148.1	23.81	140.9	22.15	134.4	20.50
		548.8	167.0	26.02	159.0	25.12	151.2	24.18	148.1	23.38	140.9	21.73	134.4	20.11
		580.0	167.6	25.71	159.9	24.99	151.2	23.90	148.1	23.10	140.9	21.43	134.4	19.86
	25	184.8	164.9	22.64	159.5	21.93	151.2	21.02	148.1	20.22	140.9	18.99	134.4	17.24
		231.0	165.5	22.67	159.5	21.83	151.2	20.94	148.1	20.14	140.9	18.91	134.4	17.24
		462.0	168.0	22.75	159.5	21.34	151.2	20.50	148.1	19.68	140.9	18.47	134.4	17.24
		548.8	168.7	22.24	159.5	21.17	151.2	20.11	148.1	19.27	140.9	18.47	134.4	16.80
		580.0	169.2	21.90	159.5	21.07	151.2	19.86	148.1	18.99	140.9	18.47	134.4	16.50
	30	184.8	168.7	20.59	159.5	18.99	151.2	17.68	148.1	17.34	140.9	16.00	134.4	15.29
		231.0	168.7	20.51	159.5	18.91	151.2	17.65	148.1	17.26	140.9	16.00	134.4	15.21
		462.0	168.7	20.11	159.5	18.47	151.2	17.49	148.1	16.80	140.9	16.00	134.4	14.77
		548.8	168.7	19.68	159.5	18.47	151.2	17.24	148.1	16.80	140.9	15.57	134.4	14.77
		580.0	168.7	19.40	159.5	18.47	151.2	17.08	148.1	16.80	140.9	15.29	134.4	14.77
	35	184.8	168.7	19.09	159.5	17.43	151.2	15.61	148.1	15.29	140.9	14.44	134.4	13.21
		231.0	168.7	18.91	159.5	17.25	151.2	15.58	148.1	15.21	140.9	14.37	134.4	13.14
		462.0	168.7	18.04	159.5	16.41	151.2	15.40	148.1	14.77	140.9	13.97	134.4	12.74
		548.8	168.7	18.04	159.5	16.41	151.2	15.18	148.1	14.77	140.9	13.97	134.4	12.74
		580.0	168.7	18.04	159.5	16.41	151.2	15.03	148.1	14.77	140.9	13.97	134.4	12.74
	40	184.8	168.7	17.86	159.5	16.19	151.2	14.01	148.1	13.65	140.9	12.84	134.4	11.98
		231.0	168.7	17.68	159.5	16.02	151.2	13.97	148.1	13.57	140.9	12.76	134.4	11.90
		462.0	168.7	16.80	159.5	15.18	151.2	13.79	148.1	13.11	140.9	12.31	134.4	11.50
548.8		168.7	16.41	159.5	15.18	151.2	13.54	148.1	13.11	140.9	12.31	134.4	11.50	
580.0		168.7	16.16	159.5	15.18	151.2	13.38	148.1	13.11	140.9	12.31	134.4	11.50	
45	184.8	168.7	16.63	159.5	14.96	151.2	12.34	148.1	11.98	140.9	11.18	134.4	10.75	
	231.0	168.7	16.45	159.5	14.81	151.2	12.31	148.1	11.90	140.9	11.10	134.4	10.67	
	462.0	168.7	15.57	159.5	13.97	151.2	12.13	148.1	11.50	140.9	10.64	134.4	10.27	
	548.8	168.7	14.77	159.5	13.97	151.2	11.87	148.1	11.50	140.9	10.64	134.4	10.27	

7. Capacity Tables

Combi. (%)	Inlet Water Temp. (°C)	Water Flow Rate (LPM)	Indoor Air Temp. (°C, DB)											
			16.0		18.0		20.0		21.0		22.0		24.0	
			TC	PI	TC	PI	TC	PI	TC	PI	TC	PI	TC	PI
100	45	580.0	168.7	14.21	159.5	13.97	151.2	11.69	148.1	11.50	140.9	10.64	134.4	10.27
90	-5	184.8	57.30	24.24	55.60	22.07	53.90	19.38	53.50	18.48	53.10	17.82	52.20	15.98
		231.0	59.00	24.60	57.30	22.43	55.50	19.74	55.10	18.81	54.80	18.15	53.60	16.27
		462.0	67.20	26.31	65.10	24.14	63.10	21.52	62.70	20.50	62.40	19.78	61.00	17.74
		548.8	74.30	27.96	71.90	25.84	69.70	23.20	69.20	22.11	68.90	21.30	67.50	19.13
		580.0	78.90	29.13	76.30	27.02	74.10	24.38	73.50	23.25	73.20	22.34	71.80	20.10
	0	184.8	102.6	33.00	98.00	30.97	93.30	28.43	91.90	27.12	90.50	26.10	87.10	23.45
		231.0	103.2	33.07	98.40	31.04	93.90	28.50	92.30	27.19	90.90	26.17	87.50	23.51
		462.0	105.6	33.43	100.8	31.40	96.30	28.82	94.60	27.49	93.20	26.47	89.80	23.77
		548.8	107.3	33.43	102.2	31.40	97.70	28.82	96.00	27.49	94.60	26.47	91.20	23.77
		580.0	108.4	33.43	103.1	31.40	98.60	28.82	96.90	27.49	95.50	26.47	92.10	23.77
	5	184.8	145.0	35.43	140.3	33.44	135.8	30.96	133.0	29.51	127.2	28.41	121.1	25.51
		231.0	145.1	35.57	140.3	33.58	135.8	31.08	133.0	29.63	127.2	28.53	121.1	25.62
		462.0	145.7	36.23	139.9	34.23	135.8	31.69	133.0	30.24	127.2	29.15	121.1	26.14
		548.8	146.5	36.45	140.2	34.45	135.8	31.95	133.0	30.46	127.2	29.36	121.1	26.35
		580.0	147.1	36.60	140.4	34.60	135.8	32.13	133.0	30.61	127.2	29.50	121.1	26.49
	10	184.8	145.7	31.29	140.9	29.76	135.8	28.02	133.0	26.86	127.2	25.77	121.1	23.23
		231.0	145.7	31.32	140.8	29.79	135.8	28.05	133.0	26.89	127.2	25.76	121.1	23.26
		462.0	145.4	31.40	139.9	29.91	135.8	28.17	133.0	27.04	127.2	25.67	121.1	23.34
		548.8	146.4	31.32	140.3	29.83	135.8	28.09	133.0	26.94	127.2	25.76	121.1	23.42
		580.0	147.0	31.26	140.6	29.77	135.8	28.03	133.0	26.88	127.2	25.81	121.1	23.48
	15	184.8	146.5	27.09	141.3	26.13	135.8	25.15	133.0	24.28	127.2	23.16	121.1	21.02
		231.0	146.4	27.01	141.2	26.05	135.8	25.07	133.0	24.21	127.2	22.99	121.1	20.94
		462.0	145.3	26.57	140.2	25.59	135.8	24.61	133.0	23.81	127.2	22.15	121.1	20.50
		548.8	146.3	26.17	140.5	25.20	135.8	24.18	133.0	23.38	127.2	22.15	121.1	20.50
		580.0	146.9	25.90	140.7	24.95	135.8	23.90	133.0	23.10	127.2	22.15	121.1	20.50
	20	184.8	147.4	22.87	141.9	22.21	135.8	21.45	133.0	20.59	127.2	19.89	121.1	18.66
		231.0	147.4	22.87	141.6	22.17	135.8	21.37	133.0	20.51	127.2	19.72	121.1	18.49
		462.0	146.7	22.87	140.5	21.89	135.8	20.91	133.0	20.11	127.2	18.88	121.1	17.65
		548.8	147.1	22.50	140.9	21.73	135.8	20.91	133.0	20.11	127.2	18.88	121.1	17.65
		580.0	147.4	22.25	141.2	21.61	135.8	20.91	133.0	20.11	127.2	18.88	121.1	17.65
	25	184.8	149.8	19.99	143.7	18.92	135.8	18.12	133.0	17.24	127.2	16.52	121.1	15.29
		231.0	150.1	19.96	143.7	18.88	135.8	18.05	133.0	17.24	127.2	16.44	121.1	15.21
		462.0	151.6	19.78	143.7	18.72	135.8	17.65	133.0	17.24	127.2	16.00	121.1	14.77
		548.8	152.2	19.27	143.7	18.29	135.8	17.65	133.0	16.80	127.2	16.00	121.1	14.77
		580.0	152.5	18.93	143.7	18.01	135.8	17.65	133.0	16.50	127.2	16.00	121.1	14.77
	30	184.8	152.2	18.12	143.7	16.91	135.8	15.68	133.0	15.29	127.2	14.44	121.1	13.11
		231.0	152.2	18.05	143.7	16.83	135.8	15.60	133.0	15.21	127.2	14.37	121.1	13.11
		462.0	152.2	17.65	143.7	16.41	135.8	15.18	133.0	14.77	127.2	13.97	121.1	13.11
		548.8	152.2	17.24	143.7	16.00	135.8	15.18	133.0	14.77	127.2	13.97	121.1	12.74
		580.0	152.2	16.96	143.7	15.72	135.8	15.18	133.0	14.77	127.2	13.97	121.1	12.49
	35	184.8	152.2	16.52	143.7	15.29	135.8	14.08	133.0	13.65	127.2	12.84	121.1	11.98
		231.0	152.2	16.44	143.7	15.21	135.8	14.00	133.0	13.57	127.2	12.76	121.1	11.90
		462.0	152.2	16.00	143.7	14.77	135.8	13.54	133.0	13.11	127.2	12.31	121.1	11.50
		548.8	152.2	15.57	143.7	14.34	135.8	13.11	133.0	12.74	127.2	12.31	121.1	11.50
		580.0	152.2	15.29	143.7	14.06	135.8	12.83	133.0	12.49	127.2	12.31	121.1	11.50
	40	184.8	152.2	15.40	143.7	14.08	135.8	12.41	133.0	11.98	127.2	11.61	121.1	10.75
		231.0	152.2	15.22	143.7	14.00	135.8	12.33	133.0	11.90	127.2	11.53	121.1	10.67
		462.0	152.2	14.34	143.7	13.54	135.8	11.87	133.0	11.50	127.2	11.07	121.1	10.27
548.8		152.2	14.34	143.7	13.54	135.8	11.87	133.0	11.50	127.2	11.07	121.1	10.27	
580.0		152.2	14.34	143.7	13.54	135.8	11.87	133.0	11.50	127.2	11.07	121.1	10.27	
45	184.8	152.2	14.27	143.7	12.84	135.8	10.75	133.0	10.38	127.2	10.38	121.1	9.51	
	231.0	152.2	14.02	143.7	12.76	135.8	10.67	133.0	10.30	127.2	10.30	121.1	9.44	
	462.0	152.2	12.74	143.7	12.31	135.8	10.27	133.0	9.84	127.2	9.84	121.1	9.04	
	548.8	152.2	13.11	143.7	12.74	135.8	10.64	133.0	10.27	127.2	9.84	121.1	9.04	

7. Capacity Tables

Combi. (%)	Inlet Water Temp. (°C)	Water Flow Rate (LPM)	Indoor Air Temp. (°C, DB)											
			16.0		18.0		20.0		21.0		22.0		24.0	
			TC	PI	TC	PI	TC	PI	TC	PI	TC	PI	TC	PI
90	45	580.0	152.2	13.37	143.7	13.03	135.8	10.90	133.0	10.56	127.2	9.84	121.1	9.04
80	-5	184.8	54.20	17.27	50.80	16.62	48.10	15.90	47.60	15.36	47.30	14.66	46.30	13.50
		231.0	55.80	17.59	52.20	16.92	49.50	16.19	49.00	15.64	48.70	14.92	47.70	13.75
		462.0	63.40	19.17	59.60	18.41	56.20	17.61	55.60	17.02	55.50	16.26	54.20	14.93
		548.8	70.20	20.66	65.80	19.86	62.10	19.02	61.40	18.37	61.10	17.53	60.00	16.12
		580.0	74.60	21.69	69.90	20.86	66.10	19.99	65.20	19.31	64.90	18.41	63.80	16.94
	0	184.8	97.00	25.34	89.40	24.32	83.30	23.31	81.60	22.51	80.50	21.45	77.50	19.75
		231.0	97.40	25.41	89.80	24.39	83.70	23.37	82.00	22.57	80.90	21.51	77.90	19.79
		462.0	99.80	25.71	91.90	24.69	85.70	23.63	84.00	22.83	83.00	21.77	79.80	20.03
		548.8	101.2	25.71	93.30	24.69	87.10	23.63	85.40	22.83	84.30	21.77	81.00	20.03
		580.0	102.1	25.71	94.20	24.69	88.00	23.63	86.30	22.83	85.10	21.77	81.90	20.03
	5	184.8	134.0	27.55	126.5	26.53	121.0	25.33	118.3	24.47	113.2	23.34	107.6	21.48
		231.0	134.3	27.69	126.8	26.64	121.0	25.44	118.3	24.58	113.2	23.45	107.6	21.59
		462.0	135.4	28.31	127.6	27.15	121.1	26.02	118.3	25.12	113.2	23.93	107.6	22.07
		548.8	135.4	28.46	127.6	27.37	121.1	26.17	118.3	25.29	113.2	24.10	107.6	22.18
		580.0	135.4	28.57	127.6	27.52	121.1	26.28	118.3	25.40	113.2	24.21	107.6	22.26
	10	184.8	134.7	25.37	126.9	24.21	121.0	22.98	118.3	22.36	113.2	21.16	107.6	19.60
		231.0	134.8	25.34	127.0	24.18	121.0	22.99	118.3	22.36	113.2	21.17	107.6	19.60
		462.0	135.4	25.20	127.6	24.06	121.1	23.05	118.3	22.40	113.2	21.21	107.6	19.64
		548.8	135.4	25.12	127.6	24.14	121.1	23.12	118.3	22.28	113.2	21.09	107.6	19.52
		580.0	135.4	25.06	127.6	24.20	121.1	23.17	118.3	22.19	113.2	21.00	107.6	19.43
	15	184.8	135.4	23.16	127.6	21.93	121.1	20.59	118.3	20.22	113.2	18.99	107.6	17.75
		231.0	135.4	22.99	127.6	21.75	121.1	20.51	118.3	20.14	113.2	18.91	107.6	17.67
		462.0	135.4	22.15	127.6	20.91	121.1	20.11	118.3	19.68	113.2	18.47	107.6	17.24
		548.8	135.4	21.73	127.6	20.91	121.1	20.11	118.3	19.27	113.2	18.04	107.6	16.80
		580.0	135.4	21.43	127.6	20.91	121.1	20.11	118.3	18.99	113.2	17.76	107.6	16.50
	20	184.8	135.4	19.35	127.6	18.56	121.1	17.65	118.3	17.34	113.2	16.52	107.6	15.29
		231.0	135.4	19.28	127.6	18.48	121.1	17.65	118.3	17.26	113.2	16.44	107.6	15.21
		462.0	135.4	18.88	127.6	18.04	121.1	17.65	118.3	16.80	113.2	16.00	107.6	14.77
		548.8	135.4	18.47	127.6	17.65	121.1	17.24	118.3	16.80	113.2	15.57	107.6	14.77
		580.0	135.4	18.19	127.6	17.40	121.1	16.96	118.3	16.80	113.2	15.29	107.6	14.77
	25	184.8	135.4	17.34	127.6	16.11	121.1	15.18	118.3	14.88	113.2	14.08	107.6	13.21
		231.0	135.4	17.26	127.6	16.03	121.1	15.18	118.3	14.80	113.2	14.00	107.6	13.14
		462.0	135.4	16.80	127.6	15.57	121.1	15.18	118.3	14.34	113.2	13.54	107.6	12.74
		548.8	135.4	16.41	127.6	15.57	121.1	14.77	118.3	14.34	113.2	13.54	107.6	12.74
		580.0	135.4	16.16	127.6	15.57	121.1	14.49	118.3	14.34	113.2	13.54	107.6	12.74
	30	184.8	135.4	15.29	127.6	14.44	121.1	13.65	118.3	13.21	113.2	12.41	107.6	11.61
		231.0	135.4	15.21	127.6	14.37	121.1	13.57	118.3	13.14	113.2	12.33	107.6	11.53
		462.0	135.4	14.77	127.6	13.97	121.1	13.11	118.3	12.74	113.2	11.87	107.6	11.07
		548.8	135.4	14.77	127.6	13.97	121.1	13.11	118.3	12.74	113.2	11.87	107.6	11.07
		580.0	135.4	14.77	127.6	13.97	121.1	13.11	118.3	12.74	113.2	11.87	107.6	11.07
	35	184.8	135.4	14.08	127.6	13.21	121.1	11.98	118.3	11.50	113.2	11.18	107.6	10.27
		231.0	135.4	14.00	127.6	13.14	121.1	11.90	118.3	11.50	113.2	11.10	107.6	10.27
		462.0	135.4	13.54	127.6	12.74	121.1	11.50	118.3	11.50	113.2	10.64	107.6	10.27
		548.8	135.4	13.54	127.6	12.31	121.1	11.50	118.3	11.07	113.2	10.64	107.6	9.84
		580.0	135.4	13.54	127.6	12.03	121.1	11.50	118.3	10.79	113.2	10.64	107.6	9.56
	40	184.8	135.4	13.32	127.6	11.98	121.1	10.64	118.3	10.75	113.2	9.84	107.6	9.51
		231.0	135.4	13.15	127.6	11.90	121.1	10.64	118.3	10.67	113.2	9.84	107.6	9.44
		462.0	135.4	12.31	127.6	11.50	121.1	10.64	118.3	10.27	113.2	9.84	107.6	9.04
548.8		135.4	12.31	127.6	11.50	121.1	10.27	118.3	10.27	113.2	9.84	107.6	9.04	
580.0		135.4	12.31	127.6	11.50	121.1	10.02	118.3	10.27	113.2	9.84	107.6	9.04	
45	184.8	135.4	12.62	127.6	10.75	121.1	9.32	118.3	10.05	113.2	8.50	107.6	8.82	
	231.0	135.4	12.37	127.6	10.67	121.1	9.40	118.3	9.88	113.2	8.60	107.6	8.65	
	462.0	135.4	11.07	127.6	10.27	121.1	9.84	118.3	9.04	113.2	9.04	107.6	7.81	
	548.8	135.4	11.07	127.6	10.64	121.1	9.04	118.3	9.43	113.2	9.04	107.6	8.20	

7. Capacity Tables

Combi. (%)	Inlet Water Temp. (°C)	Water Flow Rate (LPM)	Indoor Air Temp. (°C, DB)											
			16.0		18.0		20.0		21.0		22.0		24.0	
			TC	PI	TC	PI	TC	PI	TC	PI	TC	PI	TC	PI
80	45	580.0	135.4	11.07	127.6	10.90	121.1	8.48	118.3	9.69	113.2	9.04	107.6	8.46
70	-5	184.8	47.30	14.82	44.50	14.12	42.10	13.65	41.50	12.88	41.40	12.42	40.70	11.29
		231.0	48.70	15.08	45.80	14.38	43.20	13.90	42.80	13.10	42.50	12.64	41.80	11.50
		462.0	55.50	16.41	52.10	15.65	49.10	15.14	48.70	14.26	48.40	13.75	47.60	12.52
		548.8	61.40	17.74	57.60	16.88	54.20	16.33	53.80	15.36	53.50	14.85	52.50	13.50
		580.0	65.40	18.65	61.30	17.73	57.60	17.15	57.20	16.13	56.90	15.62	55.70	14.18
	0	184.8	84.70	21.70	78.20	20.69	72.70	20.00	71.40	18.83	70.30	18.19	67.90	16.55
		231.0	85.10	21.77	78.60	20.73	73.10	20.07	71.80	18.87	70.70	18.23	68.20	16.59
		462.0	87.10	22.03	80.60	20.95	74.80	20.33	73.70	19.09	72.40	18.47	69.70	16.77
		548.8	88.50	22.03	81.90	20.95	76.00	20.33	74.70	19.09	73.70	18.47	70.90	16.77
		580.0	89.40	22.03	82.70	20.95	76.60	20.33	75.30	19.09	74.50	18.47	71.50	16.77
	5	184.8	117.0	23.64	110.8	22.50	105.6	21.78	103.5	20.52	98.70	19.79	94.00	17.97
		231.0	117.3	23.74	111.1	22.60	105.6	21.88	103.5	20.60	98.70	19.89	94.00	18.05
		462.0	118.3	24.22	112.0	23.08	105.7	22.36	103.5	21.01	98.70	20.33	94.00	18.47
		548.8	118.3	24.39	111.8	23.26	105.7	22.54	103.5	21.17	98.70	20.44	94.00	18.58
		580.0	118.3	24.50	111.8	23.38	105.7	22.66	103.5	21.29	98.70	20.52	94.00	18.66
	10	184.8	117.6	21.77	111.4	20.58	105.7	19.82	103.5	18.72	98.70	17.94	94.00	16.41
		231.0	117.7	21.74	111.4	20.54	105.7	19.78	103.5	18.72	98.70	17.94	94.00	16.41
		462.0	118.3	21.56	111.8	20.36	105.7	19.60	103.5	18.72	98.70	17.94	94.00	16.41
		548.8	118.3	21.64	111.8	20.44	105.7	19.68	103.5	18.80	98.70	17.82	94.00	16.47
		580.0	118.3	21.70	111.8	20.50	105.7	19.74	103.5	18.86	98.70	17.73	94.00	16.50
	15	184.8	118.3	19.89	111.8	18.66	105.7	17.86	103.5	16.91	98.70	16.11	94.00	14.88
		231.0	118.3	19.72	111.8	18.49	105.7	17.68	103.5	16.83	98.70	16.03	94.00	14.80
		462.0	118.3	18.88	111.8	17.65	105.7	16.80	103.5	16.41	98.70	15.57	94.00	14.34
		548.8	118.3	18.88	111.8	17.65	105.7	16.80	103.5	16.41	98.70	15.18	94.00	14.34
		580.0	118.3	18.88	111.8	17.65	105.7	16.80	103.5	16.41	98.70	14.93	94.00	14.34
	20	184.8	118.3	16.52	111.8	15.68	105.7	15.29	103.5	14.88	98.70	14.08	94.00	13.21
		231.0	118.3	16.44	111.8	15.60	105.7	15.21	103.5	14.80	98.70	14.00	94.00	13.14
		462.0	118.3	16.00	111.8	15.18	105.7	14.77	103.5	14.34	98.70	13.54	94.00	12.74
		548.8	118.3	16.00	111.8	15.18	105.7	14.77	103.5	13.97	98.70	13.54	94.00	12.31
		580.0	118.3	16.00	111.8	15.18	105.7	14.77	103.5	13.72	98.70	13.54	94.00	12.03
	25	184.8	118.3	14.88	111.8	14.08	105.7	13.21	103.5	12.84	98.70	11.87	94.00	11.07
		231.0	118.3	14.80	111.8	14.00	105.7	13.14	103.5	12.76	98.70	11.87	94.00	11.07
		462.0	118.3	14.34	111.8	13.54	105.7	12.74	103.5	12.31	98.70	11.87	94.00	11.07
		548.8	118.3	13.97	111.8	13.11	105.7	12.74	103.5	12.31	98.70	11.50	94.00	11.07
		580.0	118.3	13.72	111.8	12.83	105.7	12.74	103.5	12.31	98.70	11.25	94.00	11.07
	30	184.8	118.3	13.21	111.8	12.41	105.7	11.61	103.5	11.07	98.70	10.75	94.00	9.84
		231.0	118.3	13.14	111.8	12.33	105.7	11.53	103.5	11.07	98.70	10.67	94.00	9.84
		462.0	118.3	12.74	111.8	11.87	105.7	11.07	103.5	11.07	98.70	10.27	94.00	9.84
		548.8	118.3	12.74	111.8	11.87	105.7	11.07	103.5	10.64	98.70	10.27	94.00	9.84
		580.0	118.3	12.74	111.8	11.87	105.7	11.07	103.5	10.36	98.70	10.27	94.00	9.84
	35	184.8	118.3	11.98	111.8	11.18	105.7	10.27	103.5	10.38	98.70	9.43	94.00	9.15
		231.0	118.3	11.90	111.8	11.10	105.7	10.27	103.5	10.30	98.70	9.43	94.00	9.07
		462.0	118.3	11.50	111.8	10.64	105.7	10.27	103.5	9.84	98.70	9.43	94.00	8.61
		548.8	118.3	11.50	111.8	10.64	105.7	9.84	103.5	9.84	98.70	9.43	94.00	8.61
		580.0	118.3	11.50	111.8	10.64	105.7	9.56	103.5	9.84	98.70	9.43	94.00	8.61
	40	184.8	118.3	11.18	111.8	10.38	105.7	9.51	103.5	9.04	98.70	8.61	94.00	8.28
		231.0	118.3	11.10	111.8	10.30	105.7	9.44	103.5	9.04	98.70	8.61	94.00	8.21
		462.0	118.3	10.64	111.8	9.84	105.7	9.04	103.5	9.04	98.70	8.61	94.00	7.81
548.8		118.3	10.64	111.8	9.84	105.7	9.04	103.5	8.61	98.70	8.20	94.00	7.81	
580.0		118.3	10.64	111.8	9.84	105.7	9.04	103.5	8.33	98.70	7.92	94.00	7.81	
45	184.8	118.3	10.38	111.8	9.51	105.7	8.82	103.5	7.70	98.70	7.81	94.00	7.48	
	231.0	118.3	10.30	111.8	9.44	105.7	8.65	103.5	7.78	98.70	7.81	94.00	7.40	
	462.0	118.3	9.84	111.8	9.04	105.7	7.81	103.5	8.20	98.70	7.81	94.00	6.96	
	548.8	118.3	9.84	111.8	9.04	105.7	8.20	103.5	7.38	98.70	6.96	94.00	6.96	

7. Capacity Tables

Combi. (%)	Inlet Water Temp. (°C)	Water Flow Rate (LPM)	Indoor Air Temp. (°C, DB)											
			16.0		18.0		20.0		21.0		22.0		24.0	
			TC	PI	TC	PI	TC	PI	TC	PI	TC	PI	TC	PI
70	45	580.0	118.3	9.84	111.8	9.04	105.7	8.46	103.5	6.82	98.70	6.36	94.00	6.96
60	-5	184.8	40.70	12.04	38.10	11.58	36.00	11.12	35.60	10.34	35.40	10.17	34.70	9.08
		231.0	41.80	12.26	39.20	11.80	37.00	11.33	36.60	10.52	36.40	10.35	35.70	9.26
		462.0	47.70	13.36	44.60	12.85	42.20	12.34	41.80	11.46	41.50	11.29	40.80	10.09
		548.8	52.50	14.38	49.30	13.87	46.70	13.32	46.20	12.38	46.00	12.17	45.00	10.86
		580.0	55.50	15.09	52.20	14.58	49.60	14.00	48.90	13.03	48.90	12.79	47.70	11.41
	0	184.8	72.70	17.64	66.90	17.02	62.40	16.29	61.30	15.14	60.40	14.93	58.20	13.33
		231.0	73.10	17.68	67.20	17.06	62.70	16.33	61.60	15.18	60.70	14.97	58.50	13.36
		462.0	74.80	17.90	68.90	17.24	64.40	16.55	63.10	15.36	62.10	15.14	59.70	13.50
		548.8	76.00	17.90	70.00	17.24	65.50	16.55	64.10	15.36	63.10	15.14	60.70	13.50
		580.0	76.60	17.90	70.80	17.24	66.30	16.55	64.70	15.36	63.70	15.14	61.30	13.50
	5	184.8	100.5	19.21	94.70	18.48	90.90	17.72	88.50	16.51	84.70	16.26	80.60	14.48
		231.0	100.8	19.29	95.00	18.56	90.90	17.80	88.50	16.58	84.70	16.33	80.60	14.55
		462.0	101.5	19.68	95.70	18.98	90.90	18.19	88.50	16.92	84.70	16.67	80.60	14.85
		548.8	101.5	19.86	95.60	19.09	90.90	18.33	88.50	17.06	84.70	16.77	80.60	14.99
		580.0	101.5	19.98	95.50	19.17	90.90	18.42	88.50	17.15	84.70	16.83	80.60	15.08
	10	184.8	101.1	17.65	95.00	16.88	90.90	16.08	88.50	15.02	84.70	14.74	80.60	13.21
		231.0	101.1	17.65	95.10	16.88	90.90	16.08	88.50	15.06	84.70	14.74	80.60	13.24
		462.0	101.5	17.65	95.70	16.88	90.90	16.08	88.50	15.24	84.70	14.67	80.60	13.36
		548.8	101.5	17.68	95.60	16.73	90.90	15.90	88.50	15.06	84.70	14.55	80.60	13.24
		580.0	101.5	17.70	95.50	16.63	90.90	15.78	88.50	14.94	84.70	14.46	80.60	13.15
	15	184.8	101.5	16.11	95.60	15.29	90.90	14.44	88.50	13.54	84.70	13.21	80.60	11.87
		231.0	101.5	16.03	95.60	15.21	90.90	14.37	88.50	13.54	84.70	13.14	80.60	11.87
		462.0	101.5	15.57	95.60	14.77	90.90	13.97	88.50	13.54	84.70	12.74	80.60	11.87
		548.8	101.5	15.57	95.60	14.34	90.90	13.54	88.50	13.11	84.70	12.31	80.60	11.50
		580.0	101.5	15.57	95.60	14.06	90.90	13.26	88.50	12.83	84.70	12.03	80.60	11.25
	20	184.8	101.5	14.08	95.60	13.21	90.90	12.41	88.50	11.98	84.70	11.61	80.60	10.75
		231.0	101.5	14.00	95.60	13.14	90.90	12.33	88.50	11.90	84.70	11.53	80.60	10.67
		462.0	101.5	13.54	95.60	12.74	90.90	11.87	88.50	11.50	84.70	11.07	80.60	10.27
		548.8	101.5	13.54	95.60	12.74	90.90	11.87	88.50	11.50	84.70	11.07	80.60	10.27
		580.0	101.5	13.54	95.60	12.74	90.90	11.87	88.50	11.50	84.70	11.07	80.60	10.27
	25	184.8	101.5	12.41	95.60	11.61	90.90	10.64	88.50	10.75	84.70	9.84	80.60	9.51
		231.0	101.5	12.33	95.60	11.53	90.90	10.64	88.50	10.67	84.70	9.84	80.60	9.44
		462.0	101.5	11.87	95.60	11.07	90.90	10.64	88.50	10.27	84.70	9.84	80.60	9.04
		548.8	101.5	11.87	95.60	11.07	90.90	10.27	88.50	10.27	84.70	9.84	80.60	9.04
		580.0	101.5	11.87	95.60	11.07	90.90	10.02	88.50	10.27	84.70	9.84	80.60	9.04
	30	184.8	101.5	11.18	95.60	10.38	90.90	9.95	88.50	9.51	84.70	9.15	80.60	8.72
		231.0	101.5	11.10	95.60	10.30	90.90	9.87	88.50	9.44	84.70	9.07	80.60	8.64
		462.0	101.5	10.64	95.60	9.84	90.90	9.43	88.50	9.04	84.70	8.61	80.60	8.20
		548.8	101.5	10.64	95.60	9.84	90.90	9.43	88.50	9.04	84.70	8.61	80.60	8.20
		580.0	101.5	10.64	95.60	9.84	90.90	9.43	88.50	9.04	84.70	8.61	80.60	8.20
	35	184.8	101.5	9.84	95.60	9.51	90.90	8.61	88.50	8.72	84.70	8.28	80.60	7.91
		231.0	101.5	9.84	95.60	9.44	90.90	8.61	88.50	8.64	84.70	8.21	80.60	7.83
		462.0	101.5	9.84	95.60	9.04	90.90	8.61	88.50	8.20	84.70	7.81	80.60	7.38
		548.8	101.5	9.84	95.60	9.04	90.90	8.20	88.50	8.20	84.70	7.81	80.60	7.38
		580.0	101.5	9.84	95.60	9.04	90.90	7.92	88.50	8.20	84.70	7.81	80.60	7.38
	40	184.8	101.5	9.04	95.60	8.72	90.90	7.81	88.50	7.91	84.70	7.48	80.60	6.96
		231.0	101.5	9.04	95.60	8.64	90.90	7.81	88.50	7.83	84.70	7.40	80.60	6.96
		462.0	101.5	9.04	95.60	8.20	90.90	7.81	88.50	7.38	84.70	6.96	80.60	6.96
548.8		101.5	9.04	95.60	8.20	90.90	7.81	88.50	7.38	84.70	6.96	80.60	6.96	
580.0		101.5	9.04	95.60	8.20	90.90	7.81	88.50	7.38	84.70	6.96	80.60	6.96	
45	184.8	101.5	8.20	95.60	7.91	90.90	6.96	88.50	7.05	84.70	6.68	80.60	6.05	
	231.0	101.5	8.20	95.60	7.83	90.90	6.96	88.50	6.97	84.70	6.60	80.60	6.13	
	462.0	101.5	8.20	95.60	7.38	90.90	6.96	88.50	6.57	84.70	6.16	80.60	6.57	
	548.8	101.5	8.20	95.60	7.38	90.90	7.38	88.50	6.57	84.70	6.16	80.60	6.57	

7. Capacity Tables

Combi. (%)	Inlet Water Temp. (°C)	Water Flow Rate (LPM)	Indoor Air Temp. (°C, DB)											
			16.0		18.0		20.0		21.0		22.0		24.0	
			TC	PI	TC	PI	TC	PI	TC	PI	TC	PI	TC	PI
60	45	580.0	101.5	8.20	95.60	7.38	90.90	7.68	88.50	6.57	84.70	6.16	80.60	6.57
50	-5	184.8	33.90	9.59	31.90	9.08	30.10	8.60	29.50	8.13	29.50	7.63	28.90	7.23
		231.0	34.90	9.77	32.90	9.26	31.10	8.75	30.50	8.28	30.50	7.77	29.80	7.37
		462.0	39.50	10.60	37.10	10.09	35.30	9.51	34.70	9.04	34.60	8.49	33.90	7.98
		548.8	43.80	11.46	41.10	10.86	38.80	10.27	38.40	9.76	38.10	9.12	37.60	8.61
		580.0	46.40	12.05	43.50	11.41	41.10	10.80	40.70	10.26	40.40	9.58	39.90	9.07
	0	184.8	60.40	14.05	55.90	13.33	52.10	12.56	50.80	11.91	50.10	11.21	48.40	10.57
		231.0	60.70	14.08	56.20	13.36	52.40	12.60	51.10	11.95	50.40	11.24	48.70	10.60
		462.0	62.10	14.22	57.60	13.50	53.50	12.77	52.50	12.13	51.80	11.37	49.70	10.74
		548.8	63.10	14.22	58.30	13.50	54.20	12.77	53.20	12.13	52.50	11.37	50.70	10.74
		580.0	63.70	14.22	58.80	13.50	54.70	12.77	53.70	12.13	53.00	11.37	51.30	10.74
	5	184.8	83.60	15.28	79.20	14.48	75.50	13.68	73.70	13.00	70.60	12.20	67.20	11.47
		231.0	83.70	15.35	79.30	14.55	75.50	13.75	73.70	13.06	70.60	12.24	67.20	11.54
		462.0	84.40	15.65	79.90	14.85	75.70	14.05	73.70	13.32	70.60	12.48	67.20	11.80
		548.8	84.40	15.79	79.80	14.99	75.70	14.12	73.70	13.40	70.60	12.60	67.20	11.87
		580.0	84.40	15.88	79.70	15.08	75.70	14.17	73.70	13.46	70.60	12.69	67.20	11.92
	10	184.8	84.00	14.08	79.30	13.25	75.50	12.45	73.70	11.90	70.60	11.00	67.20	10.50
		231.0	84.00	14.07	79.30	13.25	75.50	12.44	73.70	11.89	70.60	11.03	67.20	10.49
		462.0	84.40	13.97	79.90	13.21	75.70	12.34	73.70	11.80	70.60	11.15	67.20	10.39
		548.8	84.40	14.05	79.80	13.24	75.70	12.38	73.70	11.84	70.60	10.99	67.20	10.45
		580.0	84.40	14.11	79.70	13.26	75.70	12.41	73.70	11.87	70.60	10.87	67.20	10.48
	15	184.8	84.40	12.84	79.80	11.98	75.70	11.18	73.70	10.75	70.60	9.84	67.20	9.51
		231.0	84.40	12.76	79.80	11.90	75.70	11.10	73.70	10.67	70.60	9.84	67.20	9.44
		462.0	84.40	12.31	79.80	11.50	75.70	10.64	73.70	10.27	70.60	9.84	67.20	9.04
		548.8	84.40	12.31	79.80	11.50	75.70	10.64	73.70	10.27	70.60	9.43	67.20	9.04
		580.0	84.40	12.31	79.80	11.50	75.70	10.64	73.70	10.27	70.60	9.15	67.20	9.04
	20	184.8	84.40	11.18	79.80	10.38	75.70	9.95	73.70	9.51	70.60	9.15	67.20	8.20
		231.0	84.40	11.10	79.80	10.30	75.70	9.87	73.70	9.44	70.60	9.07	67.20	8.20
		462.0	84.40	10.64	79.80	9.84	75.70	9.43	73.70	9.04	70.60	8.61	67.20	8.20
		548.8	84.40	10.64	79.80	9.84	75.70	9.43	73.70	9.04	70.60	8.61	67.20	8.20
		580.0	84.40	10.64	79.80	9.84	75.70	9.43	73.70	9.04	70.60	8.61	67.20	8.20
	25	184.8	84.40	9.95	79.80	9.04	75.70	8.72	73.70	8.20	70.60	7.81	67.20	7.38
		231.0	84.40	9.87	79.80	9.04	75.70	8.64	73.70	8.20	70.60	7.81	67.20	7.38
		462.0	84.40	9.43	79.80	9.04	75.70	8.20	73.70	8.20	70.60	7.81	67.20	7.38
		548.8	84.40	9.43	79.80	9.04	75.70	8.20	73.70	8.20	70.60	7.81	67.20	7.38
		580.0	84.40	9.43	79.80	9.04	75.70	8.20	73.70	8.20	70.60	7.81	67.20	7.38
	30	184.8	84.40	9.15	79.80	8.28	75.70	7.91	73.70	7.38	70.60	7.48	67.20	7.05
		231.0	84.40	9.07	79.80	8.21	75.70	7.83	73.70	7.38	70.60	7.40	67.20	6.97
		462.0	84.40	8.61	79.80	7.81	75.70	7.38	73.70	7.38	70.60	6.96	67.20	6.57
		548.8	84.40	8.61	79.80	7.81	75.70	7.38	73.70	7.38	70.60	6.96	67.20	6.57
		580.0	84.40	8.61	79.80	7.81	75.70	7.38	73.70	7.38	70.60	6.96	67.20	6.57
	35	184.8	84.40	8.28	79.80	7.38	75.70	6.96	73.70	7.05	70.60	6.57	67.20	6.16
		231.0	84.40	8.21	79.80	7.38	75.70	6.96	73.70	6.97	70.60	6.57	67.20	6.16
		462.0	84.40	7.81	79.80	7.38	75.70	6.96	73.70	6.57	70.60	6.57	67.20	6.16
		548.8	84.40	7.81	79.80	7.38	75.70	6.96	73.70	6.57	70.60	6.57	67.20	6.16
		580.0	84.40	7.81	79.80	7.38	75.70	6.96	73.70	6.57	70.60	6.57	67.20	6.16
	40	184.8	84.40	7.48	79.80	7.05	75.70	6.68	73.70	6.16	70.60	6.25	67.20	5.73
		231.0	84.40	7.40	79.80	6.97	75.70	6.60	73.70	6.16	70.60	6.17	67.20	5.73
		462.0	84.40	6.96	79.80	6.57	75.70	6.16	73.70	6.16	70.60	5.73	67.20	5.73
548.8		84.40	6.96	79.80	6.57	75.70	6.16	73.70	6.16	70.60	5.73	67.20	5.73	
580.0		84.40	6.96	79.80	6.57	75.70	6.16	73.70	6.16	70.60	5.73	67.20	5.73	
45	184.8	84.40	6.68	79.80	6.79	75.70	6.35	73.70	5.26	70.60	5.92	67.20	5.34	
	231.0	84.40	6.60	79.80	6.61	75.70	6.18	73.70	5.34	70.60	5.77	67.20	5.34	
	462.0	84.40	6.16	79.80	5.73	75.70	5.34	73.70	5.73	70.60	4.93	67.20	5.34	
	548.8	84.40	6.16	79.80	5.73	75.70	5.34	73.70	5.73	70.60	4.93	67.20	5.34	

7. Capacity Tables

Combi. (%)	Inlet Water Temp. (°C)	Water Flow Rate (LPM)	Indoor Air Temp. (°C, DB)											
			16.0		18.0		20.0		21.0		22.0		24.0	
			TC	PI	TC	PI	TC	PI	TC	PI	TC	PI	TC	PI
50	45	580.0	84.40	6.16	79.80	5.73	75.70	5.34	73.70	5.73	70.60	4.93	67.20	5.34

Note

- TC: Total Capacity(kW), PI : Power Input(kW)
- Capacity tables show the average value of conditions which may occur.
- The minimum flow rate of the product is based on 50% of the rated flow rate or the value indicated in the specification table, whichever is greater.
However, when the 'Variable Water Flow Valve Control KIT' is applied, the minimum flow rate is allowed to 40% (gray colored area) of the rated flow rate.
- If the flow rate is less than minimum flow rate and the indoor unit combination ratio exceeds 130%, ask to LG Electronics even if the 'Variable Water Flow Valve Control KIT' is applied.

7. Capacity Tables

CRWM500LAS5

Combi. (%)	Inlet Water Temp. (°C)	Water Flow Rate (LPM)	Indoor Air Temp. (°C, DB)											
			16.0		18.0		20.0		21.0		22.0		24.0	
			TC	PI	TC	PI	TC	PI	TC	PI	TC	PI	TC	PI
130	-5	192.0	74.50	27.93	74.00	26.31	73.50	24.47	72.50	23.75	73.50	23.14	71.30	20.75
		249.0	77.10	28.40	76.40	26.81	75.90	24.98	74.90	24.25	75.90	23.62	73.70	21.20
		480.0	87.20	30.34	86.50	28.84	86.00	27.13	84.80	26.35	85.80	25.61	83.70	23.00
		542.4	96.50	32.27	95.50	30.80	95.00	29.25	93.80	28.46	95.00	27.64	92.50	24.79
		624.0	108.6	34.84	107.2	33.41	106.7	32.07	105.5	31.26	107.1	30.33	104.0	27.16
	0	192.0	133.0	38.21	130.0	37.07	127.3	35.86	124.5	34.85	125.0	33.89	119.3	30.34
		249.0	133.9	38.32	130.9	37.16	128.1	35.97	125.3	34.96	125.8	33.98	120.1	30.43
		480.0	137.2	38.71	133.8	37.53	131.0	36.37	128.2	35.36	128.7	34.35	123.0	30.80
		542.4	139.2	38.71	135.8	37.53	133.0	36.37	130.0	35.36	130.5	34.35	124.7	30.80
		624.0	141.8	38.71	138.4	37.53	135.6	36.37	132.4	35.36	132.9	34.35	127.1	30.80
	5	192.0	191.7	41.06	188.8	40.04	184.8	39.03	180.2	37.92	175.3	36.88	165.7	33.02
		249.0	192.3	41.23	189.1	40.23	184.8	39.22	180.2	38.11	175.3	37.05	165.7	33.19
		480.0	195.0	41.97	190.5	40.98	185.0	40.02	180.2	38.91	175.3	37.80	165.7	33.89
		542.4	196.2	42.26	191.0	41.25	185.0	40.28	180.2	39.17	175.3	38.06	165.7	34.13
		624.0	198.0	42.64	191.7	41.61	185.0	40.65	180.2	39.54	175.3	38.43	165.7	34.45
	10	192.0	192.0	37.36	188.8	36.11	184.3	35.43	179.5	34.64	174.7	33.45	165.0	30.19
		249.0	193.2	37.30	189.7	36.14	185.1	35.49	180.3	34.64	175.3	33.42	165.6	30.16
		480.0	197.7	37.02	193.2	36.28	188.0	35.77	183.2	34.59	178.0	33.33	168.3	30.07
		542.4	198.7	37.53	194.5	36.78	189.2	35.91	184.0	34.71	179.2	33.89	169.3	31.50
		624.0	200.0	38.21	196.2	37.47	190.9	36.11	185.1	34.88	181.0	34.63	170.6	33.40
	15	192.0	192.2	33.67	189.0	32.24	183.5	31.88	178.7	31.35	174.0	30.03	164.3	27.37
		249.0	193.7	33.36	190.5	32.10	185.0	31.82	180.2	31.13	175.4	29.81	165.7	27.15
		480.0	200.2	32.00	196.0	31.55	191.0	31.55	186.0	30.22	180.7	28.87	171.0	26.21
		542.4	201.2	32.78	198.0	32.27	193.2	31.55	188.0	30.22	183.2	29.71	173.0	28.87
		624.0	202.5	33.81	200.6	33.23	196.3	31.55	190.6	30.22	186.5	30.84	175.6	32.40
	20	192.0	199.5	30.89	196.0	29.45	190.7	28.82	185.5	27.88	180.0	27.27	169.5	26.43
		249.0	201.0	30.69	197.5	29.42	192.2	28.79	187.0	27.99	181.5	27.44	171.0	26.23
		480.0	207.5	29.81	203.8	29.35	198.0	28.70	192.8	28.46	188.0	28.19	177.3	25.34
		542.4	208.3	29.81	205.3	29.35	200.5	28.87	194.7	28.46	189.5	28.19	178.7	26.94
		624.0	209.4	29.81	207.2	29.35	203.7	29.10	197.3	28.46	191.4	28.19	180.7	29.06
	25	192.0	210.7	29.45	205.3	28.60	200.5	28.12	196.5	27.66	192.2	27.25	181.2	25.46
		249.0	210.7	29.34	205.3	28.55	200.5	28.01	196.5	27.55	192.2	27.14	181.2	25.35
		480.0	210.7	28.87	205.3	28.36	200.5	27.54	196.5	27.13	192.2	26.67	181.2	24.88
		542.4	210.7	28.46	205.3	27.64	200.5	27.13	196.5	26.67	192.2	26.21	181.2	24.47
		624.0	210.7	27.92	205.3	26.67	200.5	26.59	196.5	26.07	192.2	25.61	181.2	23.94
	30	192.0	210.7	28.70	205.3	27.27	200.5	27.01	196.5	26.31	192.2	26.02	181.2	24.23
		249.0	210.7	28.48	205.3	27.22	200.5	26.86	196.5	26.22	192.2	25.80	181.2	24.01
		480.0	210.7	27.54	205.3	27.03	200.5	26.21	196.5	25.80	192.2	24.88	181.2	23.12
		542.4	210.7	27.13	205.3	26.31	200.5	25.80	196.5	25.34	192.2	24.88	181.2	23.12
		624.0	210.7	26.59	205.3	25.34	200.5	25.26	196.5	24.74	192.2	24.88	181.2	23.12
	35	192.0	210.7	27.37	205.3	26.45	200.5	25.92	196.5	24.98	192.2	24.11	181.2	22.42
		249.0	210.7	27.15	205.3	26.31	200.5	25.81	196.5	24.89	192.2	24.00	181.2	22.22
		480.0	210.7	26.21	205.3	25.70	200.5	25.34	196.5	24.47	192.2	23.53	181.2	21.34
		542.4	210.7	26.21	205.3	25.44	200.5	24.88	196.5	24.01	192.2	23.12	181.2	21.34
		624.0	210.7	26.21	205.3	25.09	200.5	24.28	196.5	23.41	192.2	22.59	181.2	21.34
	40	192.0	210.7	26.43	205.3	25.59	200.5	25.10	196.5	24.23	192.2	23.36	181.2	21.10
		249.0	210.7	26.23	205.3	25.44	200.5	24.90	196.5	24.01	192.2	23.14	181.2	20.90
		480.0	210.7	25.34	205.3	24.79	200.5	24.01	196.5	23.12	192.2	22.21	181.2	20.01
		542.4	210.7	24.88	205.3	24.38	200.5	24.01	196.5	23.12	192.2	22.21	181.2	20.01
		624.0	210.7	24.28	205.3	23.84	200.5	24.01	196.5	23.12	192.2	22.21	181.2	20.01
45	192.0	210.7	25.56	205.3	24.72	200.5	24.33	196.5	23.46	192.2	22.54	181.2	19.77	
	249.0	210.7	25.36	205.3	24.57	200.5	24.02	196.5	23.15	192.2	22.23	181.2	19.57	
	480.0	210.7	24.47	205.3	23.92	200.5	22.66	196.5	21.79	192.2	20.88	181.2	18.68	
	542.4	210.7	23.53	205.3	23.31	200.5	23.12	196.5	22.21	192.2	21.34	181.2	18.68	

7. Capacity Tables

Combi. (%)	Inlet Water Temp. (°C)	Water Flow Rate (LPM)	Indoor Air Temp. (°C, DB)											
			16.0		18.0		20.0		21.0		22.0		24.0	
			TC	PI	TC	PI	TC	PI	TC	PI	TC	PI	TC	PI
130	45	624.0	210.7	22.29	205.3	22.52	200.5	23.74	196.5	22.76	192.2	21.96	181.2	18.68
120	-5	192.0	70.80	27.93	70.30	26.31	69.80	24.47	69.00	23.44	69.50	22.76	67.70	20.37
		249.0	73.20	28.40	72.60	26.81	72.20	24.98	71.30	23.94	71.90	23.24	70.10	20.82
		480.0	83.00	30.34	82.20	28.84	81.80	27.13	80.70	25.97	81.50	25.25	79.30	22.62
		542.4	91.50	32.27	90.80	30.80	90.30	29.25	89.20	28.05	90.00	27.22	87.50	24.38
		624.0	102.6	34.84	101.8	33.41	101.3	32.07	100.3	30.81	101.0	29.86	98.30	26.73
	0	192.0	126.5	38.21	123.5	37.07	120.8	35.86	118.5	34.34	118.5	33.38	113.0	29.83
		249.0	127.3	38.32	124.3	37.16	121.6	35.97	119.1	34.45	119.1	33.47	113.6	29.92
		480.0	130.2	38.71	127.2	37.53	124.5	36.37	122.0	34.85	122.0	33.84	116.5	30.31
		542.4	132.3	38.71	129.2	37.53	126.5	36.37	123.8	34.85	123.7	33.84	118.2	30.31
		624.0	134.9	38.71	131.9	37.53	129.1	36.37	126.2	34.85	126.1	33.84	120.6	30.31
	5	192.0	182.5	41.06	179.7	40.04	175.8	39.03	171.5	37.36	166.2	36.32	157.0	32.53
		249.0	183.1	41.23	180.0	40.23	175.8	39.22	171.5	37.55	166.2	36.49	157.0	32.70
		480.0	185.8	41.97	181.5	40.98	175.8	40.02	171.5	38.35	166.2	37.24	157.0	33.33
		542.4	186.8	42.26	180.3	41.25	175.8	40.28	171.5	38.62	166.2	37.53	157.0	33.57
		624.0	188.1	42.64	178.8	41.61	175.8	40.65	171.5	38.98	166.2	37.91	157.0	33.89
	10	192.0	183.2	36.88	179.8	35.87	175.3	35.14	171.0	34.08	165.7	32.95	156.7	29.62
		249.0	184.1	37.02	180.6	36.01	175.8	35.26	171.6	34.13	166.3	32.92	157.0	29.65
		480.0	187.5	37.53	183.5	36.56	177.7	35.77	173.5	34.30	168.0	32.83	158.7	29.81
		542.4	188.5	37.39	182.8	36.56	178.5	35.91	174.2	34.44	168.7	32.97	159.5	30.80
		624.0	189.8	37.19	181.9	36.56	179.6	36.11	175.3	34.63	169.8	33.16	160.6	32.13
	15	192.0	183.7	32.73	180.0	31.74	174.8	31.26	170.5	30.80	165.3	29.56	156.2	26.79
		249.0	184.9	32.79	181.2	31.82	175.7	31.32	171.4	30.69	166.2	29.34	157.1	26.68
		480.0	189.0	33.07	185.5	32.10	179.8	31.55	175.3	30.22	169.5	28.46	160.5	26.21
		542.4	190.0	32.56	185.3	31.81	181.2	31.55	176.8	30.22	171.0	28.46	162.0	28.00
		624.0	191.3	31.89	185.1	31.43	183.2	31.55	178.7	30.22	172.9	28.46	163.9	30.37
	20	192.0	188.8	29.42	185.3	28.17	179.7	27.42	174.7	27.03	169.0	26.69	160.0	25.34
		249.0	190.0	29.42	186.5	28.28	180.6	27.53	175.9	27.14	170.2	26.66	160.9	25.25
		480.0	194.8	29.42	190.8	28.70	184.5	28.00	180.2	27.54	174.3	26.57	164.7	24.88
		542.4	195.7	29.16	190.5	28.46	186.0	28.00	181.2	27.54	175.3	26.67	165.7	25.80
		624.0	197.0	28.81	190.3	28.14	188.0	28.00	182.6	27.54	176.6	26.80	167.0	27.02
	25	192.0	198.0	27.83	192.2	26.53	186.0	26.02	182.0	25.46	177.3	24.98	167.5	23.24
		249.0	198.0	27.74	192.2	26.50	186.0	25.99	182.0	25.35	177.3	24.89	167.5	23.13
		480.0	198.5	27.32	192.2	26.31	186.0	25.80	182.0	24.88	177.3	24.47	167.5	22.66
		542.4	199.0	26.31	192.2	25.61	186.0	25.34	182.0	24.88	177.3	24.01	167.5	22.66
		624.0	199.7	24.96	192.2	24.69	186.0	24.74	182.0	24.88	177.3	23.41	167.5	22.66
	30	192.0	199.0	26.62	192.2	25.30	186.0	24.57	182.0	23.65	177.3	23.36	167.5	21.46
		249.0	199.0	26.40	192.2	25.16	186.0	24.46	182.0	23.54	177.3	23.14	167.5	21.35
		480.0	199.0	25.51	192.2	24.55	186.0	24.01	182.0	23.12	177.3	22.21	167.5	20.88
		542.4	199.0	24.69	192.2	24.01	186.0	23.53	182.0	23.12	177.3	22.21	167.5	20.47
		624.0	199.0	23.60	192.2	23.31	186.0	22.89	182.0	23.12	177.3	22.21	167.5	19.93
	35	192.0	199.0	25.42	192.2	24.04	186.0	23.36	182.0	22.42	177.3	21.55	167.5	19.65
		249.0	199.0	25.08	192.2	23.84	186.0	23.14	182.0	22.22	177.3	21.35	167.5	19.56
		480.0	199.0	23.63	192.2	22.95	186.0	22.21	182.0	21.34	177.3	20.47	167.5	19.14
		542.4	199.0	23.36	192.2	22.76	186.0	22.21	182.0	21.34	177.3	20.47	167.5	18.68
		624.0	199.0	23.02	192.2	22.50	186.0	22.21	182.0	21.34	177.3	20.47	167.5	18.08
	40	192.0	199.0	24.67	192.2	22.93	186.0	22.03	182.0	21.10	177.3	20.23	167.5	18.32
		249.0	199.0	24.22	192.2	22.68	186.0	21.81	182.0	20.90	177.3	20.03	167.5	18.21
		480.0	199.0	22.30	192.2	21.60	186.0	20.88	182.0	20.01	177.3	19.14	167.5	17.79
542.4		199.0	22.03	192.2	21.34	186.0	20.88	182.0	20.01	177.3	19.14	167.5	17.33	
624.0		199.0	21.69	192.2	20.99	186.0	20.88	182.0	20.01	177.3	19.14	167.5	16.73	
45	192.0	199.0	23.90	192.2	21.84	186.0	20.69	182.0	19.77	177.3	18.90	167.5	16.99	
	249.0	199.0	23.34	192.2	21.53	186.0	20.47	182.0	19.57	177.3	18.68	167.5	16.88	
	480.0	199.0	20.97	192.2	20.27	186.0	19.55	182.0	18.68	177.3	17.79	167.5	16.46	
	542.4	199.0	20.69	192.2	19.91	186.0	19.55	182.0	18.68	177.3	17.79	167.5	16.00	

7. Capacity Tables

Combi. (%)	Inlet Water Temp. (°C)	Water Flow Rate (LPM)	Indoor Air Temp. (°C, DB)											
			16.0		18.0		20.0		21.0		22.0		24.0	
			TC	PI	TC	PI	TC	PI	TC	PI	TC	PI	TC	PI
120	45	624.0	199.0	20.30	192.2	19.44	186.0	19.55	182.0	18.68	177.3	17.79	167.5	15.40
110	-5	192.0	67.00	28.29	66.50	26.31	66.20	24.47	65.50	23.44	65.50	22.76	64.20	20.37
		249.0	69.30	28.76	68.80	26.81	68.50	24.98	67.80	23.94	67.80	23.24	66.30	20.82
		480.0	78.50	30.72	78.00	28.84	77.50	27.13	76.70	25.97	76.70	25.25	75.20	22.62
		542.4	86.50	32.70	86.00	30.80	85.50	29.25	84.70	28.05	84.70	27.22	83.00	24.38
		624.0	96.90	35.33	96.40	33.41	95.90	32.07	95.10	30.81	95.10	29.86	93.20	26.73
	0	192.0	119.7	38.71	117.0	37.07	114.7	35.86	112.5	34.34	111.5	33.38	107.2	29.83
		249.0	120.3	38.80	117.6	37.16	115.3	35.97	113.1	34.45	112.1	33.47	107.8	29.92
		480.0	123.2	39.17	120.5	37.53	118.0	36.37	115.7	34.85	114.7	33.84	110.3	30.31
		542.4	125.0	39.17	122.5	37.53	119.8	36.37	117.5	34.85	116.5	33.84	112.0	30.31
		624.0	127.4	39.17	125.1	37.53	122.2	36.37	119.9	34.85	118.9	33.84	114.3	30.31
	5	192.0	174.7	41.61	170.5	40.04	166.5	39.03	162.8	37.36	156.5	36.32	148.8	32.53
		249.0	175.3	41.78	170.8	40.23	166.5	39.22	162.8	37.55	156.5	36.49	148.8	32.70
		480.0	177.5	42.53	172.2	40.98	166.7	40.02	162.8	38.35	156.5	37.24	148.8	33.33
		542.4	178.5	42.82	172.5	41.25	166.7	40.28	162.8	38.62	156.5	37.53	148.8	33.57
		624.0	179.8	43.20	173.0	41.61	166.7	40.65	162.8	38.98	156.5	37.91	148.8	33.89
	10	192.0	175.3	37.31	171.0	36.04	166.3	35.26	162.5	34.08	156.2	32.95	148.7	29.62
		249.0	175.9	37.37	171.5	36.15	166.6	35.37	162.8	34.13	156.5	32.92	149.0	29.65
		480.0	178.5	37.65	173.2	36.56	167.5	35.77	163.8	34.30	157.5	32.83	149.5	29.81
		542.4	179.5	37.65	174.0	36.56	168.2	35.67	164.0	34.20	157.8	32.97	150.0	30.12
		624.0	180.8	37.65	175.1	36.56	169.3	35.55	164.4	34.07	158.2	33.16	150.6	30.55
	15	192.0	175.8	33.02	171.2	32.10	166.2	31.55	162.3	30.80	156.0	29.56	148.5	26.79
		249.0	176.6	32.97	171.8	32.10	166.8	31.55	162.8	30.69	156.6	29.34	148.8	26.68
		480.0	179.5	32.78	174.3	32.10	168.7	31.55	164.7	30.22	158.5	28.46	150.3	26.21
		542.4	180.5	32.56	175.2	31.81	169.5	31.13	165.3	29.81	159.0	28.46	151.2	26.67
		624.0	181.8	32.28	176.5	31.43	170.6	30.60	165.9	29.27	159.6	28.46	152.5	27.29
	20	192.0	179.0	28.50	174.2	27.83	168.5	27.13	164.0	26.67	158.0	25.92	149.7	24.23
		249.0	179.9	28.56	174.8	27.83	169.1	27.13	164.6	26.67	158.6	25.81	150.3	24.20
		480.0	183.8	28.79	177.2	27.83	171.0	27.13	167.2	26.67	160.5	25.34	152.7	24.01
		542.4	185.0	28.79	178.5	27.83	172.0	27.13	167.5	26.21	161.3	25.34	153.0	24.01
		624.0	186.7	28.79	180.3	27.83	173.3	27.13	168.0	25.61	162.4	25.34	153.5	24.01
	25	192.0	184.7	25.94	179.2	24.98	172.0	24.57	168.2	23.65	162.3	22.78	153.7	20.88
		249.0	185.0	25.89	179.2	24.89	172.0	24.46	168.2	23.54	162.3	22.67	153.7	20.88
		480.0	186.5	25.70	179.2	24.47	172.0	24.01	168.2	23.12	162.3	22.21	153.7	20.88
		542.4	187.5	25.70	179.2	24.55	172.0	23.53	168.2	23.12	162.3	21.79	153.7	20.47
		624.0	188.8	25.70	179.2	24.66	172.0	22.89	168.2	23.12	162.3	21.26	153.7	19.93
	30	192.0	187.5	23.65	179.2	22.78	172.0	21.91	168.2	21.46	162.3	20.13	153.7	18.78
		249.0	187.5	23.54	179.2	22.67	172.0	21.80	168.2	21.35	162.3	20.02	153.7	18.67
		480.0	187.5	23.12	179.2	22.21	172.0	21.34	168.2	20.88	162.3	19.55	153.7	18.20
		542.4	187.5	22.95	179.2	21.79	172.0	20.88	168.2	20.47	162.3	19.55	153.7	18.20
		624.0	187.5	22.74	179.2	21.26	172.0	20.28	168.2	19.93	162.3	19.55	153.7	18.20
	35	192.0	187.5	22.42	179.2	20.98	172.0	20.13	168.2	19.24	162.3	18.32	153.7	16.99
		249.0	187.5	22.22	179.2	20.89	172.0	20.02	168.2	19.13	162.3	18.21	153.7	16.88
		480.0	187.5	21.34	179.2	20.47	172.0	19.55	168.2	18.68	162.3	17.79	153.7	16.46
		542.4	187.5	20.78	179.2	20.01	172.0	19.14	168.2	18.68	162.3	17.79	153.7	16.46
		624.0	187.5	20.05	179.2	19.41	172.0	18.60	168.2	18.68	162.3	17.79	153.7	16.46
	40	192.0	187.5	21.10	179.2	20.23	172.0	18.90	168.2	17.91	162.3	16.99	153.7	15.64
		249.0	187.5	20.90	179.2	20.03	172.0	18.68	168.2	17.80	162.3	16.88	153.7	15.55
		480.0	187.5	20.01	179.2	19.14	172.0	17.79	168.2	17.33	162.3	16.46	153.7	15.13
542.4		187.5	19.72	179.2	18.68	172.0	17.79	168.2	16.87	162.3	16.00	153.7	14.67	
624.0		187.5	19.34	179.2	18.08	172.0	17.79	168.2	16.27	162.3	15.40	153.7	14.07	
45	192.0	187.5	19.77	179.2	19.48	172.0	17.67	168.2	16.58	162.3	15.64	153.7	14.31	
	249.0	187.5	19.57	179.2	19.15	172.0	17.36	168.2	16.47	162.3	15.55	153.7	14.22	
	480.0	187.5	18.68	179.2	17.79	172.0	16.00	168.2	16.00	162.3	15.13	153.7	13.80	
	542.4	187.5	18.68	179.2	17.33	172.0	16.46	168.2	15.13	162.3	14.21	153.7	12.87	

7. Capacity Tables

Combi. (%)	Inlet Water Temp. (°C)	Water Flow Rate (LPM)	Indoor Air Temp. (°C, DB)											
			16.0		18.0		20.0		21.0		22.0		24.0	
			TC	PI	TC	PI	TC	PI	TC	PI	TC	PI	TC	PI
110	45	624.0	187.5	18.68	179.2	16.73	172.0	17.08	168.2	13.98	162.3	13.00	153.7	11.63
100	-5	192.0	63.30	28.29	62.80	26.67	62.50	24.47	62.00	23.44	61.50	22.40	60.30	20.37
		249.0	65.40	28.76	64.90	27.17	64.60	24.98	64.10	23.94	63.60	22.88	62.40	20.82
		480.0	74.20	30.72	73.70	29.20	73.30	27.13	72.50	25.97	72.00	24.88	70.80	22.62
		542.4	82.00	32.70	81.30	31.23	80.80	29.25	80.20	28.05	79.50	26.81	78.00	24.38
		624.0	92.20	35.33	91.00	33.92	90.50	32.07	90.40	30.81	89.30	29.38	87.60	26.73
	0	192.0	113.2	38.71	110.7	37.56	108.5	35.86	106.5	34.34	104.5	32.87	101.0	29.83
		249.0	113.8	38.80	111.3	37.65	109.1	35.97	107.1	34.45	105.1	32.96	101.6	29.92
		480.0	116.5	39.17	114.0	38.04	111.5	36.37	109.5	34.85	107.7	33.33	104.0	30.31
		542.4	118.2	39.17	115.7	38.04	113.3	36.37	111.2	34.85	109.3	33.33	105.5	30.31
		624.0	120.6	39.17	118.1	38.04	115.6	36.37	113.6	34.85	111.2	33.33	107.5	30.31
	5	192.0	167.0	41.61	161.5	40.60	157.3	39.03	154.2	37.36	146.8	35.77	140.0	32.53
		249.0	167.6	41.78	161.8	40.77	157.3	39.22	154.2	37.55	146.8	35.94	140.0	32.70
		480.0	170.0	42.53	163.0	41.52	157.5	40.02	154.2	38.35	146.8	36.69	140.0	33.33
		542.4	171.0	42.82	163.3	41.80	157.5	40.28	154.2	38.62	146.8	36.93	140.0	33.57
		624.0	172.3	43.20	163.7	42.19	157.5	40.65	154.2	38.98	146.8	37.25	140.0	33.89
	10	192.0	168.0	37.22	162.0	36.40	157.5	35.26	154.2	34.08	146.8	32.39	140.0	29.62
		249.0	168.3	37.39	162.3	36.51	157.5	35.37	154.2	34.13	146.8	32.42	140.0	29.65
		480.0	170.0	38.06	163.0	36.97	157.5	35.77	154.2	34.30	146.8	32.56	140.0	29.81
		542.4	171.2	37.94	163.8	36.97	157.5	35.67	154.2	34.20	146.8	32.46	140.0	29.66
		624.0	172.9	37.79	164.8	36.97	157.5	35.55	154.2	34.07	146.8	32.33	140.0	29.47
	15	192.0	168.8	32.80	162.7	32.25	157.5	31.55	154.2	30.80	146.8	28.99	140.0	26.79
		249.0	169.1	32.97	162.7	32.28	157.5	31.55	154.2	30.69	146.8	28.88	140.0	26.68
		480.0	170.0	33.62	163.2	32.37	157.5	31.55	154.2	30.22	146.8	28.46	140.0	26.21
		542.4	171.5	33.07	164.0	32.10	157.5	31.13	154.2	29.81	146.8	28.00	140.0	25.80
		624.0	173.4	32.34	165.1	31.76	157.5	30.60	154.2	29.27	146.8	27.40	140.0	25.26
	20	192.0	169.8	28.07	163.5	27.34	157.5	26.67	154.2	26.31	146.8	24.57	140.0	23.36
		249.0	170.4	28.19	163.5	27.37	157.5	26.67	154.2	26.22	146.8	24.46	140.0	23.14
		480.0	173.0	28.70	164.0	27.44	157.5	26.67	154.2	25.80	146.8	24.01	140.0	22.21
		542.4	174.0	28.19	165.5	27.22	157.5	26.21	154.2	25.34	146.8	23.53	140.0	21.79
		624.0	175.3	27.53	167.5	26.94	157.5	25.61	154.2	24.74	146.8	22.89	140.0	21.26
	25	192.0	171.8	24.52	166.2	23.77	157.5	22.78	154.2	21.91	146.8	20.59	140.0	18.68
		249.0	172.4	24.55	166.2	23.65	157.5	22.67	154.2	21.80	146.8	20.48	140.0	18.68
		480.0	175.0	24.64	166.2	23.12	157.5	22.21	154.2	21.34	146.8	20.01	140.0	18.68
		542.4	175.8	24.09	166.2	22.95	157.5	21.79	154.2	20.88	146.8	20.01	140.0	18.20
		624.0	176.9	23.36	166.2	22.74	157.5	21.26	154.2	20.28	146.8	20.01	140.0	17.56
	30	192.0	175.8	22.32	166.2	20.59	157.5	19.17	154.2	18.78	146.8	17.33	140.0	16.58
		249.0	175.8	22.21	166.2	20.48	157.5	19.14	154.2	18.67	146.8	17.33	140.0	16.47
		480.0	175.8	21.79	166.2	20.01	157.5	18.95	154.2	18.20	146.8	17.33	140.0	16.00
		542.4	175.8	21.34	166.2	20.01	157.5	18.68	154.2	18.20	146.8	16.87	140.0	16.00
		624.0	175.8	20.74	166.2	20.01	157.5	18.34	154.2	18.20	146.8	16.27	140.0	16.00
	35	192.0	175.8	20.69	166.2	18.90	157.5	16.92	154.2	16.58	146.8	15.64	140.0	14.31
		249.0	175.8	20.47	166.2	18.68	157.5	16.89	154.2	16.47	146.8	15.55	140.0	14.22
		480.0	175.8	19.55	166.2	17.79	157.5	16.70	154.2	16.00	146.8	15.13	140.0	13.80
		542.4	175.8	19.55	166.2	17.79	157.5	16.46	154.2	16.00	146.8	15.13	140.0	13.80
		624.0	175.8	19.55	166.2	17.79	157.5	16.14	154.2	16.00	146.8	15.13	140.0	13.80
	40	192.0	175.8	19.36	166.2	17.55	157.5	15.18	154.2	14.79	146.8	13.90	140.0	12.98
		249.0	175.8	19.14	166.2	17.35	157.5	15.13	154.2	14.68	146.8	13.79	140.0	12.87
		480.0	175.8	18.20	166.2	16.46	157.5	14.94	154.2	14.21	146.8	13.35	140.0	12.46
542.4		175.8	17.79	166.2	16.46	157.5	14.67	154.2	14.21	146.8	13.35	140.0	12.46	
624.0		175.8	17.25	166.2	16.46	157.5	14.33	154.2	14.21	146.8	13.35	140.0	12.46	
45	192.0	175.8	18.03	166.2	16.22	157.5	13.37	154.2	12.98	146.8	12.12	140.0	11.66	
	249.0	175.8	17.81	166.2	16.02	157.5	13.34	154.2	12.87	146.8	12.01	140.0	11.55	
	480.0	175.8	16.87	166.2	15.13	157.5	13.15	154.2	12.46	146.8	11.54	140.0	11.13	
	542.4	175.8	16.00	166.2	15.13	157.5	12.87	154.2	12.46	146.8	11.54	140.0	11.13	

7. Capacity Tables

Combi. (%)	Inlet Water Temp. (°C)	Water Flow Rate (LPM)	Indoor Air Temp. (°C, DB)											
			16.0		18.0		20.0		21.0		22.0		24.0	
			TC	PI	TC	PI	TC	PI	TC	PI	TC	PI	TC	PI
100	45	624.0	175.8	14.85	166.2	15.13	157.5	12.48	154.2	12.46	146.8	11.54	140.0	11.13
90	-5	192.0	59.80	26.26	58.00	23.92	56.20	21.00	55.80	20.03	55.30	19.31	54.50	17.33
		249.0	61.80	26.71	60.00	24.36	58.00	21.45	57.60	20.45	57.30	19.73	56.30	17.69
		480.0	70.00	28.51	67.80	26.16	65.80	23.31	65.30	22.21	65.00	21.43	63.50	19.21
		542.4	77.30	30.31	74.80	28.00	72.70	25.15	72.00	23.97	71.70	23.08	70.30	20.73
		624.0	86.80	32.73	83.90	30.44	81.80	27.59	80.90	26.32	80.60	25.26	79.10	22.76
	0	192.0	107.0	35.77	102.0	33.57	97.30	30.82	95.80	29.40	94.20	28.29	90.70	25.41
		249.0	107.6	35.86	102.6	33.66	97.90	30.90	96.40	29.48	94.80	28.37	91.30	25.47
		480.0	110.0	36.23	105.0	34.03	100.2	31.23	98.50	29.81	97.00	28.70	93.50	25.75
		542.4	111.7	36.23	106.5	34.03	101.8	31.23	100.0	29.81	98.50	28.70	95.00	25.75
		624.0	114.1	36.23	108.5	34.03	103.7	31.23	102.0	29.81	100.5	28.70	96.90	25.75
	5	192.0	151.0	38.40	146.2	36.25	141.5	33.55	138.5	31.98	132.5	30.77	126.2	27.64
		249.0	151.3	38.57	146.2	36.42	141.5	33.72	138.5	32.15	132.5	30.94	126.2	27.78
		480.0	151.8	39.27	145.7	37.10	141.5	34.35	138.5	32.78	132.5	31.59	126.2	28.33
		542.4	152.7	39.51	146.0	37.34	141.5	34.63	138.5	33.02	132.5	31.81	126.2	28.55
		624.0	154.0	39.83	146.5	37.66	141.5	35.02	138.5	33.34	132.5	32.11	126.2	28.85
	10	192.0	151.8	33.91	146.7	32.25	141.5	30.36	138.5	29.11	132.5	27.93	126.2	25.17
		249.0	151.8	33.94	146.5	32.28	141.5	30.39	138.5	29.14	132.5	27.90	126.2	25.20
		480.0	151.5	34.03	145.8	32.41	141.5	30.53	138.5	29.30	132.5	27.83	126.2	25.29
		542.4	152.5	33.93	146.2	32.32	141.5	30.44	138.5	29.20	132.5	27.90	126.2	25.39
		624.0	153.8	33.81	146.9	32.19	141.5	30.31	138.5	29.08	132.5	28.01	126.2	25.52
	15	192.0	152.7	29.37	147.2	28.31	141.5	27.25	138.5	26.31	132.5	25.10	126.2	22.78
		249.0	152.4	29.26	146.9	28.20	141.5	27.14	138.5	26.22	132.5	24.90	126.2	22.67
		480.0	151.3	28.79	146.0	27.73	141.5	26.67	138.5	25.80	132.5	24.01	126.2	22.21
		542.4	152.3	28.36	146.3	27.32	141.5	26.21	138.5	25.34	132.5	24.01	126.2	22.21
		624.0	153.6	27.79	146.7	26.78	141.5	25.61	138.5	24.74	132.5	24.01	126.2	22.21
	20	192.0	153.5	24.79	147.8	24.06	141.5	23.24	138.5	22.32	132.5	21.55	126.2	20.23
		249.0	153.5	24.79	147.5	24.00	141.5	23.13	138.5	22.21	132.5	21.35	126.2	20.03
		480.0	152.8	24.79	146.3	23.73	141.5	22.66	138.5	21.79	132.5	20.47	126.2	19.14
		542.4	153.3	24.38	146.8	23.53	141.5	22.66	138.5	21.79	132.5	20.47	126.2	19.14
		624.0	153.9	23.84	147.4	23.28	141.5	22.66	138.5	21.79	132.5	20.47	126.2	19.14
	25	192.0	156.0	21.65	149.7	20.51	141.5	19.65	138.5	18.68	132.5	17.91	126.2	16.58
		249.0	156.3	21.62	149.7	20.46	141.5	19.56	138.5	18.68	132.5	17.80	126.2	16.47
		480.0	158.0	21.43	149.7	20.27	141.5	19.14	138.5	18.68	132.5	17.33	126.2	16.00
		542.4	158.5	20.88	149.7	19.82	141.5	19.14	138.5	18.20	132.5	17.33	126.2	16.00
		624.0	159.2	20.15	149.7	19.22	141.5	19.14	138.5	17.56	132.5	17.33	126.2	16.00
	30	192.0	158.5	19.65	149.7	18.32	141.5	16.99	138.5	16.58	132.5	15.64	126.2	14.21
		249.0	158.5	19.56	149.7	18.21	141.5	16.88	138.5	16.47	132.5	15.55	126.2	14.21
		480.0	158.5	19.14	149.7	17.79	141.5	16.46	138.5	16.00	132.5	15.13	126.2	14.21
		542.4	158.5	18.68	149.7	17.33	141.5	16.46	138.5	16.00	132.5	15.13	126.2	13.80
		624.0	158.5	18.08	149.7	16.73	141.5	16.46	138.5	16.00	132.5	15.13	126.2	13.27
	35	192.0	158.5	17.91	149.7	16.58	141.5	15.25	138.5	14.79	132.5	13.90	126.2	12.98
		249.0	158.5	17.80	149.7	16.47	141.5	15.14	138.5	14.68	132.5	13.79	126.2	12.87
		480.0	158.5	17.33	149.7	16.00	141.5	14.67	138.5	14.21	132.5	13.35	126.2	12.46
		542.4	158.5	16.87	149.7	15.54	141.5	14.21	138.5	13.80	132.5	13.35	126.2	12.46
		624.0	158.5	16.27	149.7	14.94	141.5	13.62	138.5	13.27	132.5	13.35	126.2	12.46
	40	192.0	158.5	16.70	149.7	15.25	141.5	13.44	138.5	12.98	132.5	12.58	126.2	11.66
		249.0	158.5	16.48	149.7	15.14	141.5	13.33	138.5	12.87	132.5	12.47	126.2	11.55
		480.0	158.5	15.54	149.7	14.67	141.5	12.87	138.5	12.46	132.5	12.00	126.2	11.13
542.4		158.5	15.54	149.7	14.67	141.5	12.87	138.5	12.46	132.5	12.00	126.2	11.13	
624.0		158.5	15.54	149.7	14.67	141.5	12.87	138.5	12.46	132.5	12.00	126.2	11.13	
45	192.0	158.5	15.47	149.7	13.90	141.5	11.66	138.5	11.25	132.5	11.25	126.2	10.31	
	249.0	158.5	15.16	149.7	13.79	141.5	11.55	138.5	11.14	132.5	11.14	126.2	10.22	
	480.0	158.5	13.80	149.7	13.35	141.5	11.13	138.5	10.67	132.5	10.67	126.2	9.80	
	542.4	158.5	14.21	149.7	13.80	141.5	11.54	138.5	11.13	132.5	10.67	126.2	9.80	

7. Capacity Tables

Combi. (%)	Inlet Water Temp. (°C)	Water Flow Rate (LPM)	Indoor Air Temp. (°C, DB)											
			16.0		18.0		20.0		21.0		22.0		24.0	
			TC	PI	TC	PI	TC	PI	TC	PI	TC	PI	TC	PI
90	45	624.0	158.5	14.77	149.7	14.42	141.5	12.09	138.5	11.75	132.5	10.67	126.2	9.80
80	-5	192.0	56.50	18.71	53.00	18.00	50.20	17.23	49.50	16.65	49.30	15.88	48.30	14.63
		249.0	58.30	19.10	54.80	18.39	51.90	17.59	51.20	16.99	51.00	16.22	50.00	14.93
		480.0	66.00	20.78	62.00	19.96	58.50	19.09	58.00	18.44	57.70	17.62	56.50	16.19
		542.4	73.00	22.40	68.50	21.53	64.80	20.61	64.00	19.91	63.70	18.99	62.50	17.47
		624.0	82.10	24.56	76.90	23.62	73.00	22.64	71.80	21.88	71.60	20.83	70.30	19.19
	0	192.0	101.0	27.47	93.00	26.36	86.70	25.27	85.00	24.40	83.80	23.24	80.70	21.41
		249.0	101.6	27.55	93.60	26.44	87.30	25.33	85.60	24.46	84.40	23.30	81.30	21.47
		480.0	104.0	27.87	95.80	26.77	89.20	25.61	87.50	24.74	86.50	23.58	83.00	21.70
		542.4	105.5	27.87	97.30	26.77	90.70	25.61	89.00	24.74	87.80	23.58	84.50	21.70
		624.0	107.4	27.87	99.20	26.77	92.70	25.61	90.90	24.74	89.50	23.58	86.40	21.70
	5	192.0	139.5	29.86	131.7	28.74	126.0	27.44	123.2	26.53	118.0	25.30	112.0	23.27
		249.0	139.8	30.03	132.0	28.88	126.0	27.58	123.2	26.67	118.0	25.43	112.0	23.41
		480.0	141.0	30.68	133.0	29.42	126.2	28.19	123.2	27.22	118.0	25.94	112.0	23.92
		542.4	141.0	30.85	133.0	29.66	126.2	28.36	123.2	27.40	118.0	26.12	112.0	24.04
		624.0	141.0	31.08	133.0	29.98	126.2	28.60	123.2	27.63	118.0	26.35	112.0	24.21
	10	192.0	140.3	27.49	132.3	26.24	126.0	24.91	123.2	24.23	118.0	22.93	112.0	21.24
		249.0	140.5	27.46	132.5	26.21	126.0	24.93	123.2	24.23	118.0	22.95	112.0	21.24
		480.0	141.0	27.32	133.0	26.07	126.2	24.98	123.2	24.28	118.0	23.00	112.0	21.29
		542.4	141.0	27.22	133.0	26.16	126.2	25.05	123.2	24.14	118.0	22.86	112.0	21.14
		624.0	141.0	27.10	133.0	26.29	126.2	25.16	123.2	23.94	118.0	22.66	112.0	20.95
	15	192.0	141.0	25.10	133.0	23.77	126.2	22.32	123.2	21.91	118.0	20.59	112.0	19.24
		249.0	141.0	24.90	133.0	23.55	126.2	22.21	123.2	21.80	118.0	20.48	112.0	19.13
		480.0	141.0	24.01	133.0	22.66	126.2	21.79	123.2	21.34	118.0	20.01	112.0	18.68
		542.4	141.0	23.53	133.0	22.66	126.2	21.79	123.2	20.88	118.0	19.55	112.0	18.20
		624.0	141.0	22.89	133.0	22.66	126.2	21.79	123.2	20.28	118.0	18.95	112.0	17.56
	20	192.0	141.0	20.98	133.0	20.13	126.2	19.14	123.2	18.78	118.0	17.91	112.0	16.58
		249.0	141.0	20.89	133.0	20.02	126.2	19.14	123.2	18.67	118.0	17.80	112.0	16.47
		480.0	141.0	20.47	133.0	19.55	126.2	19.14	123.2	18.20	118.0	17.33	112.0	16.00
		542.4	141.0	20.01	133.0	19.14	126.2	18.68	123.2	18.20	118.0	16.87	112.0	16.00
		624.0	141.0	19.41	133.0	18.60	126.2	18.08	123.2	18.20	118.0	16.27	112.0	16.00
	25	192.0	141.0	18.78	133.0	17.45	126.2	16.46	123.2	16.12	118.0	15.25	112.0	14.31
		249.0	141.0	18.67	133.0	17.34	126.2	16.46	123.2	16.01	118.0	15.14	112.0	14.22
		480.0	141.0	18.20	133.0	16.87	126.2	16.46	123.2	15.54	118.0	14.67	112.0	13.80
		542.4	141.0	17.79	133.0	16.87	126.2	16.00	123.2	15.54	118.0	14.67	112.0	13.80
		624.0	141.0	17.25	133.0	16.87	126.2	15.40	123.2	15.54	118.0	14.67	112.0	13.80
	30	192.0	141.0	16.58	133.0	15.64	126.2	14.79	123.2	14.31	118.0	13.44	112.0	12.58
		249.0	141.0	16.47	133.0	15.55	126.2	14.68	123.2	14.22	118.0	13.33	112.0	12.47
		480.0	141.0	16.00	133.0	15.13	126.2	14.21	123.2	13.80	118.0	12.87	112.0	12.00
		542.4	141.0	16.00	133.0	15.13	126.2	14.21	123.2	13.80	118.0	12.87	112.0	12.00
		624.0	141.0	16.00	133.0	15.13	126.2	14.21	123.2	13.80	118.0	12.87	112.0	12.00
	35	192.0	141.0	15.25	133.0	14.31	126.2	12.98	123.2	12.46	118.0	12.12	112.0	11.13
		249.0	141.0	15.14	133.0	14.22	126.2	12.87	123.2	12.46	118.0	12.01	112.0	11.13
		480.0	141.0	14.67	133.0	13.80	126.2	12.46	123.2	12.46	118.0	11.54	112.0	11.13
		542.4	141.0	14.67	133.0	13.35	126.2	12.46	123.2	12.00	118.0	11.54	112.0	10.67
		624.0	141.0	14.67	133.0	12.75	126.2	12.46	123.2	11.40	118.0	11.54	112.0	10.07
	40	192.0	141.0	14.43	133.0	12.98	126.2	11.54	123.2	11.66	118.0	10.67	112.0	10.31
		249.0	141.0	14.23	133.0	12.87	126.2	11.54	123.2	11.55	118.0	10.67	112.0	10.22
		480.0	141.0	13.35	133.0	12.46	126.2	11.54	123.2	11.13	118.0	10.67	112.0	9.80
542.4		141.0	13.35	133.0	12.46	126.2	11.13	123.2	11.13	118.0	10.67	112.0	9.80	
624.0		141.0	13.35	133.0	12.46	126.2	10.59	123.2	11.13	118.0	10.67	112.0	9.80	
45	192.0	141.0	13.66	133.0	11.66	126.2	10.09	123.2	10.89	118.0	9.22	112.0	9.56	
	249.0	141.0	13.35	133.0	11.55	126.2	10.20	123.2	10.69	118.0	9.33	112.0	9.36	
	480.0	141.0	12.00	133.0	11.13	126.2	10.67	123.2	9.80	118.0	9.80	112.0	8.47	
	542.4	141.0	12.00	133.0	11.54	126.2	9.80	123.2	10.21	118.0	9.80	112.0	8.88	

7. Capacity Tables

Combi. (%)	Inlet Water Temp. (°C)	Water Flow Rate (LPM)	Indoor Air Temp. (°C, DB)											
			16.0		18.0		20.0		21.0		22.0		24.0	
			TC	PI	TC	PI	TC	PI	TC	PI	TC	PI	TC	PI
80	45	624.0	141.0	12.00	133.0	12.09	126.2	8.64	123.2	10.76	118.0	9.80	112.0	9.44
70	-5	192.0	49.30	16.07	46.30	15.30	43.80	14.80	43.30	13.95	43.00	13.47	42.30	12.24
		249.0	51.00	16.41	47.80	15.63	45.30	15.11	44.80	14.23	44.50	13.75	43.80	12.49
		480.0	57.70	17.79	54.20	16.97	51.20	16.41	50.70	15.45	50.50	14.89	49.50	13.56
		542.4	64.00	19.21	60.00	18.30	56.50	17.69	56.00	16.65	55.70	16.10	54.70	14.63
		624.0	72.20	21.12	67.60	20.07	63.50	19.40	63.00	18.26	62.70	17.70	61.60	16.04
	0	192.0	88.30	23.51	81.50	22.42	75.70	21.67	74.50	20.40	73.30	19.72	70.70	17.93
		249.0	88.90	23.59	82.10	22.48	76.30	21.75	75.00	20.46	73.80	19.78	71.00	17.98
		480.0	90.80	23.87	84.00	22.71	78.00	22.03	76.70	20.69	75.50	20.01	72.70	18.17
		542.4	92.20	23.87	85.30	22.71	79.00	22.03	77.80	20.69	76.70	20.01	73.80	18.17
		624.0	94.20	23.87	87.00	22.71	80.30	22.03	79.10	20.69	78.40	20.01	75.10	18.17
	5	192.0	122.0	25.63	115.5	24.38	110.0	23.60	107.7	22.25	102.8	21.46	98.00	19.48
		249.0	122.3	25.75	115.8	24.50	110.0	23.72	107.7	22.36	102.8	21.57	98.00	19.59
		480.0	123.2	26.26	116.5	25.01	110.2	24.23	107.7	22.76	102.8	22.03	98.00	20.01
		542.4	123.2	26.43	116.5	25.20	110.2	24.42	107.7	22.95	102.8	22.16	98.00	20.13
		624.0	123.2	26.67	116.5	25.45	110.2	24.68	107.7	23.21	102.8	22.33	98.00	20.30
	10	192.0	122.5	23.58	116.0	22.30	110.2	21.48	107.7	20.27	102.8	19.45	98.00	17.79
		249.0	122.7	23.55	116.0	22.25	110.2	21.43	107.7	20.27	102.8	19.45	98.00	17.79
		480.0	123.2	23.36	116.5	22.06	110.2	21.24	107.7	20.27	102.8	19.45	98.00	17.79
		542.4	123.2	23.46	116.5	22.16	110.2	21.34	107.7	20.37	102.8	19.31	98.00	17.84
		624.0	123.2	23.59	116.5	22.29	110.2	21.46	107.7	20.50	102.8	19.12	98.00	17.90
	15	192.0	123.2	21.55	116.5	20.23	110.2	19.36	107.7	18.32	102.8	17.45	98.00	16.12
		249.0	123.2	21.35	116.5	20.03	110.2	19.14	107.7	18.21	102.8	17.34	98.00	16.01
		480.0	123.2	20.47	116.5	19.14	110.2	18.20	107.7	17.79	102.8	16.87	98.00	15.54
		542.4	123.2	20.47	116.5	19.14	110.2	18.20	107.7	17.79	102.8	16.46	98.00	15.54
		624.0	123.2	20.47	116.5	19.14	110.2	18.20	107.7	17.79	102.8	15.93	98.00	15.54
	20	192.0	123.2	17.91	116.5	16.99	110.2	16.58	107.7	16.12	102.8	15.25	98.00	14.31
		249.0	123.2	17.80	116.5	16.88	110.2	16.47	107.7	16.01	102.8	15.14	98.00	14.22
		480.0	123.2	17.33	116.5	16.46	110.2	16.00	107.7	15.54	102.8	14.67	98.00	13.80
		542.4	123.2	17.33	116.5	16.46	110.2	16.00	107.7	15.13	102.8	14.67	98.00	13.35
		624.0	123.2	17.33	116.5	16.46	110.2	16.00	107.7	14.60	102.8	14.67	98.00	12.75
	25	192.0	123.2	16.12	116.5	15.25	110.2	14.31	107.7	13.90	102.8	12.87	98.00	12.00
		249.0	123.2	16.01	116.5	15.14	110.2	14.22	107.7	13.79	102.8	12.87	98.00	12.00
		480.0	123.2	15.54	116.5	14.67	110.2	13.80	107.7	13.35	102.8	12.87	98.00	12.00
		542.4	123.2	15.13	116.5	14.21	110.2	13.80	107.7	13.35	102.8	12.46	98.00	12.00
		624.0	123.2	14.60	116.5	13.62	110.2	13.80	107.7	13.35	102.8	11.92	98.00	12.00
	30	192.0	123.2	14.31	116.5	13.44	110.2	12.58	107.7	12.00	102.8	11.66	98.00	10.67
		249.0	123.2	14.22	116.5	13.33	110.2	12.47	107.7	12.00	102.8	11.55	98.00	10.67
		480.0	123.2	13.80	116.5	12.87	110.2	12.00	107.7	12.00	102.8	11.13	98.00	10.67
		542.4	123.2	13.80	116.5	12.87	110.2	12.00	107.7	11.54	102.8	11.13	98.00	10.67
		624.0	123.2	13.80	116.5	12.87	110.2	12.00	107.7	10.94	102.8	11.13	98.00	10.67
	35	192.0	123.2	12.98	116.5	12.12	110.2	11.13	107.7	11.25	102.8	10.21	98.00	9.92
		249.0	123.2	12.87	116.5	12.01	110.2	11.13	107.7	11.14	102.8	10.21	98.00	9.81
		480.0	123.2	12.46	116.5	11.54	110.2	11.13	107.7	10.67	102.8	10.21	98.00	9.34
		542.4	123.2	12.46	116.5	11.54	110.2	10.67	107.7	10.67	102.8	10.21	98.00	9.34
		624.0	123.2	12.46	116.5	11.54	110.2	10.07	107.7	10.67	102.8	10.21	98.00	9.34
	40	192.0	123.2	12.12	116.5	11.25	110.2	10.31	107.7	9.80	102.8	9.34	98.00	8.98
		249.0	123.2	12.01	116.5	11.14	110.2	10.22	107.7	9.80	102.8	9.34	98.00	8.89
		480.0	123.2	11.54	116.5	10.67	110.2	9.80	107.7	9.80	102.8	9.34	98.00	8.47
542.4		123.2	11.54	116.5	10.67	110.2	9.80	107.7	9.34	102.8	8.88	98.00	8.47	
624.0		123.2	11.54	116.5	10.67	110.2	9.80	107.7	8.74	102.8	8.28	98.00	8.47	
45	192.0	123.2	11.25	116.5	10.31	110.2	9.56	107.7	8.35	102.8	8.47	98.00	8.11	
	249.0	123.2	11.14	116.5	10.22	110.2	9.36	107.7	8.46	102.8	8.47	98.00	8.00	
	480.0	123.2	10.67	116.5	9.80	110.2	8.47	107.7	8.88	102.8	8.47	98.00	7.53	
	542.4	123.2	10.67	116.5	9.80	110.2	8.88	107.7	8.01	102.8	7.53	98.00	7.53	

7. Capacity Tables

Combi. (%)	Inlet Water Temp. (°C)	Water Flow Rate (LPM)	Indoor Air Temp. (°C, DB)											
			16.0		18.0		20.0		21.0		22.0		24.0	
			TC	PI	TC	PI	TC	PI	TC	PI	TC	PI	TC	PI
70	45	624.0	123.2	10.67	116.5	9.80	110.2	9.44	107.7	6.86	102.8	6.29	98.00	7.53
60	-5	192.0	42.30	13.04	39.70	12.55	37.50	12.07	37.00	11.20	37.00	11.03	36.20	9.85
		249.0	43.80	13.32	41.20	12.83	38.70	12.32	38.20	11.43	38.20	11.26	37.40	10.07
		480.0	49.70	14.48	46.50	13.93	44.00	13.37	43.50	12.41	43.30	12.24	42.50	10.94
		542.4	54.80	15.59	51.30	15.04	48.70	14.43	48.00	13.42	48.00	13.20	47.00	11.78
		624.0	61.30	17.07	57.50	16.51	55.00	15.85	53.90	14.77	54.20	14.48	52.80	12.91
	0	192.0	75.70	19.12	69.80	18.44	65.00	17.64	63.80	16.41	63.00	16.19	60.50	14.46
		249.0	76.30	19.18	70.10	18.49	65.30	17.70	64.10	16.46	63.30	16.24	60.80	14.49
		480.0	78.00	19.41	71.80	18.68	67.00	17.93	65.70	16.65	64.80	16.41	62.30	14.63
		542.4	79.00	19.41	73.00	18.68	68.20	17.93	66.70	16.65	65.80	16.41	63.30	14.63
		624.0	80.30	19.41	74.70	18.68	69.90	17.93	68.00	16.65	67.10	16.41	64.60	14.63
	5	192.0	104.7	20.83	98.70	20.03	94.70	19.21	92.30	17.88	88.30	17.62	84.00	15.69
		249.0	105.0	20.94	99.00	20.14	94.70	19.32	92.30	17.97	88.30	17.71	84.00	15.77
		480.0	105.8	21.34	99.70	20.56	94.70	19.72	92.30	18.34	88.30	18.08	84.00	16.10
		542.4	105.8	21.53	99.50	20.69	94.70	19.86	92.30	18.49	88.30	18.17	84.00	16.24
		624.0	105.8	21.78	99.30	20.86	94.70	20.06	92.30	18.68	88.30	18.30	84.00	16.43
	10	192.0	105.2	19.14	99.00	18.30	94.70	17.43	92.30	16.27	88.30	15.98	84.00	14.31
		249.0	105.3	19.14	99.20	18.30	94.70	17.43	92.30	16.32	88.30	15.98	84.00	14.34
		480.0	105.8	19.14	99.70	18.30	94.70	17.43	92.30	16.51	88.30	15.91	84.00	14.48
		542.4	105.8	19.17	99.50	18.12	94.70	17.23	92.30	16.32	88.30	15.76	84.00	14.34
		624.0	105.8	19.21	99.30	17.91	94.70	16.98	92.30	16.06	88.30	15.57	84.00	14.15
	15	192.0	105.8	17.45	99.50	16.58	94.70	15.64	92.30	14.67	88.30	14.31	84.00	12.87
		249.0	105.8	17.34	99.50	16.47	94.70	15.55	92.30	14.67	88.30	14.22	84.00	12.87
		480.0	105.8	16.87	99.50	16.00	94.70	15.13	92.30	14.67	88.30	13.80	84.00	12.87
		542.4	105.8	16.87	99.50	15.54	94.70	14.67	92.30	14.21	88.30	13.35	84.00	12.46
		624.0	105.8	16.87	99.50	14.94	94.70	14.07	92.30	13.62	88.30	12.75	84.00	11.92
	20	192.0	105.8	15.25	99.50	14.31	94.70	13.44	92.30	12.98	88.30	12.58	84.00	11.66
		249.0	105.8	15.14	99.50	14.22	94.70	13.33	92.30	12.87	88.30	12.47	84.00	11.55
		480.0	105.8	14.67	99.50	13.80	94.70	12.87	92.30	12.46	88.30	12.00	84.00	11.13
		542.4	105.8	14.67	99.50	13.80	94.70	12.87	92.30	12.46	88.30	12.00	84.00	11.13
		624.0	105.8	14.67	99.50	13.80	94.70	12.87	92.30	12.46	88.30	12.00	84.00	11.13
	25	192.0	105.8	13.44	99.50	12.58	94.70	11.54	92.30	11.66	88.30	10.67	84.00	10.31
		249.0	105.8	13.33	99.50	12.47	94.70	11.54	92.30	11.55	88.30	10.67	84.00	10.22
		480.0	105.8	12.87	99.50	12.00	94.70	11.54	92.30	11.13	88.30	10.67	84.00	9.80
		542.4	105.8	12.87	99.50	12.00	94.70	11.13	92.30	11.13	88.30	10.67	84.00	9.80
		624.0	105.8	12.87	99.50	12.00	94.70	10.59	92.30	11.13	88.30	10.67	84.00	9.80
	30	192.0	105.8	12.12	99.50	11.25	94.70	10.79	92.30	10.31	88.30	9.92	84.00	9.46
		249.0	105.8	12.01	99.50	11.14	94.70	10.68	92.30	10.22	88.30	9.81	84.00	9.35
		480.0	105.8	11.54	99.50	10.67	94.70	10.21	92.30	9.80	88.30	9.34	84.00	8.88
		542.4	105.8	11.54	99.50	10.67	94.70	10.21	92.30	9.80	88.30	9.34	84.00	8.88
		624.0	105.8	11.54	99.50	10.67	94.70	10.21	92.30	9.80	88.30	9.34	84.00	8.88
	35	192.0	105.8	10.67	99.50	10.31	94.70	9.34	92.30	9.46	88.30	8.98	84.00	8.57
		249.0	105.8	10.67	99.50	10.22	94.70	9.34	92.30	9.35	88.30	8.89	84.00	8.46
		480.0	105.8	10.67	99.50	9.80	94.70	9.34	92.30	8.88	88.30	8.47	84.00	8.01
		542.4	105.8	10.67	99.50	9.80	94.70	8.88	92.30	8.88	88.30	8.47	84.00	8.01
		624.0	105.8	10.67	99.50	9.80	94.70	8.28	92.30	8.88	88.30	8.47	84.00	8.01
	40	192.0	105.8	9.80	99.50	9.46	94.70	8.47	92.30	8.57	88.30	8.11	84.00	7.53
		249.0	105.8	9.80	99.50	9.35	94.70	8.47	92.30	8.46	88.30	8.00	84.00	7.53
		480.0	105.8	9.80	99.50	8.88	94.70	8.47	92.30	8.01	88.30	7.53	84.00	7.53
542.4		105.8	9.80	99.50	8.88	94.70	8.47	92.30	8.01	88.30	7.53	84.00	7.53	
624.0		105.8	9.80	99.50	8.88	94.70	8.47	92.30	8.01	88.30	7.53	84.00	7.53	
45	192.0	105.8	8.88	99.50	8.57	94.70	7.53	92.30	7.65	88.30	7.24	84.00	6.54	
	249.0	105.8	8.88	99.50	8.46	94.70	7.53	92.30	7.54	88.30	7.13	84.00	6.65	
	480.0	105.8	8.88	99.50	8.01	94.70	7.53	92.30	7.12	88.30	6.66	84.00	7.12	
	542.4	105.8	8.88	99.50	8.01	94.70	8.01	92.30	7.12	88.30	6.66	84.00	7.12	

7. Capacity Tables

Combi. (%)	Inlet Water Temp. (°C)	Water Flow Rate (LPM)	Indoor Air Temp. (°C, DB)											
			16.0		18.0		20.0		21.0		22.0		24.0	
			TC	PI	TC	PI	TC	PI	TC	PI	TC	PI	TC	PI
60	45	624.0	105.8	8.88	99.50	8.01	94.70	8.65	92.30	7.12	88.30	6.66	84.00	7.12
	-5	192.0	35.30	10.40	33.20	9.85	31.30	9.32	30.80	8.81	30.70	8.28	30.20	7.84
		249.0	36.50	10.62	34.40	10.07	32.40	9.51	31.90	9.00	31.90	8.45	31.20	8.01
		480.0	41.20	11.49	38.70	10.94	36.70	10.30	36.20	9.80	36.00	9.20	35.30	8.64
		542.4	45.50	12.41	42.80	11.78	40.50	11.13	40.00	10.57	39.70	9.89	39.00	9.34
		624.0	51.20	13.63	48.00	12.91	45.50	12.22	45.00	11.60	44.70	10.83	44.00	10.28
	0	192.0	63.00	15.23	58.30	14.46	54.20	13.61	53.00	12.91	52.30	12.14	50.50	11.46
		249.0	63.30	15.26	58.60	14.49	54.50	13.66	53.30	12.96	52.60	12.17	50.80	11.49
		480.0	64.80	15.40	60.00	14.63	55.80	13.83	54.70	13.15	54.00	12.33	51.80	11.63
		542.4	65.80	15.40	60.80	14.63	56.50	13.83	55.50	13.15	54.70	12.33	52.70	11.63
624.0		67.10	15.40	61.80	14.63	57.60	13.83	56.60	13.15	55.80	12.33	54.00	11.63	
5	192.0	87.00	16.56	82.50	15.69	78.70	14.82	76.80	14.09	73.50	13.23	70.00	12.43	
	249.0	87.30	16.64	82.70	15.77	78.70	14.90	76.80	14.15	73.50	13.29	70.00	12.51	
	480.0	88.00	16.97	83.20	16.10	78.80	15.23	76.80	14.43	73.50	13.52	70.00	12.79	
	542.4	88.00	17.11	83.00	16.24	78.80	15.30	76.80	14.53	73.50	13.66	70.00	12.87	
	624.0	88.00	17.30	82.80	16.43	78.80	15.41	76.80	14.66	73.50	13.85	70.00	12.97	
10	192.0	87.50	15.25	82.70	14.36	78.70	13.49	76.80	12.89	73.50	11.92	70.00	11.39	
	249.0	87.50	15.22	82.70	14.36	78.70	13.46	76.80	12.86	73.50	11.95	70.00	11.36	
	480.0	88.00	15.13	83.20	14.31	78.80	13.37	76.80	12.79	73.50	12.09	70.00	11.27	
	542.4	88.00	15.23	83.00	14.34	78.80	13.42	76.80	12.84	73.50	11.90	70.00	11.32	
	624.0	88.00	15.36	82.80	14.38	78.80	13.48	76.80	12.90	73.50	11.64	70.00	11.38	
15	192.0	88.00	13.90	83.00	12.98	78.80	12.12	76.80	11.66	73.50	10.67	70.00	10.31	
	249.0	88.00	13.79	83.00	12.87	78.80	12.01	76.80	11.55	73.50	10.67	70.00	10.22	
	480.0	88.00	13.35	83.00	12.46	78.80	11.54	76.80	11.13	73.50	10.67	70.00	9.80	
	542.4	88.00	13.35	83.00	12.46	78.80	11.54	76.80	11.13	73.50	10.21	70.00	9.80	
	624.0	88.00	13.35	83.00	12.46	78.80	11.54	76.80	11.13	73.50	9.61	70.00	9.80	
50	20	192.0	88.00	12.12	83.00	11.25	78.80	10.79	76.80	10.31	73.50	9.92	70.00	8.88
		249.0	88.00	12.01	83.00	11.14	78.80	10.68	76.80	10.22	73.50	9.81	70.00	8.88
		480.0	88.00	11.54	83.00	10.67	78.80	10.21	76.80	9.80	73.50	9.34	70.00	8.88
		542.4	88.00	11.54	83.00	10.67	78.80	10.21	76.80	9.80	73.50	9.34	70.00	8.88
		624.0	88.00	11.54	83.00	10.67	78.80	10.21	76.80	9.80	73.50	9.34	70.00	8.88
	25	192.0	88.00	10.79	83.00	9.80	78.80	9.46	76.80	8.88	73.50	8.47	70.00	8.01
		249.0	88.00	10.68	83.00	9.80	78.80	9.35	76.80	8.88	73.50	8.47	70.00	8.01
		480.0	88.00	10.21	83.00	9.80	78.80	8.88	76.80	8.88	73.50	8.47	70.00	8.01
		542.4	88.00	10.21	83.00	9.80	78.80	8.88	76.80	8.88	73.50	8.47	70.00	8.01
		624.0	88.00	10.21	83.00	9.80	78.80	8.88	76.80	8.88	73.50	8.47	70.00	8.01
30	192.0	88.00	9.92	83.00	8.98	78.80	8.57	76.80	8.01	73.50	8.11	70.00	7.65	
	249.0	88.00	9.81	83.00	8.89	78.80	8.46	76.80	8.01	73.50	8.00	70.00	7.54	
	480.0	88.00	9.34	83.00	8.47	78.80	8.01	76.80	8.01	73.50	7.53	70.00	7.12	
	542.4	88.00	9.34	83.00	8.47	78.80	8.01	76.80	8.01	73.50	7.53	70.00	7.12	
	624.0	88.00	9.34	83.00	8.47	78.80	8.01	76.80	8.01	73.50	7.53	70.00	7.12	
35	192.0	88.00	8.98	83.00	8.01	78.80	7.53	76.80	7.65	73.50	7.12	70.00	6.66	
	249.0	88.00	8.89	83.00	8.01	78.80	7.53	76.80	7.54	73.50	7.12	70.00	6.66	
	480.0	88.00	8.47	83.00	8.01	78.80	7.53	76.80	7.12	73.50	7.12	70.00	6.66	
	542.4	88.00	8.47	83.00	8.01	78.80	7.53	76.80	7.12	73.50	7.12	70.00	6.66	
	624.0	88.00	8.47	83.00	8.01	78.80	7.53	76.80	7.12	73.50	7.12	70.00	6.66	
40	192.0	88.00	8.11	83.00	7.65	78.80	7.24	76.80	6.66	73.50	6.78	70.00	6.20	
	249.0	88.00	8.00	83.00	7.54	78.80	7.13	76.80	6.66	73.50	6.67	70.00	6.20	
	480.0	88.00	7.53	83.00	7.12	78.80	6.66	76.80	6.66	73.50	6.20	70.00	6.20	
	542.4	88.00	7.53	83.00	7.12	78.80	6.66	76.80	6.66	73.50	6.20	70.00	6.20	
	624.0	88.00	7.53	83.00	7.12	78.80	6.66	76.80	6.66	73.50	6.20	70.00	6.20	
45	192.0	88.00	7.24	83.00	7.36	78.80	6.88	76.80	5.69	73.50	6.42	70.00	5.79	
	249.0	88.00	7.13	83.00	7.14	78.80	6.68	76.80	5.80	73.50	6.22	70.00	5.79	
	480.0	88.00	6.66	83.00	6.20	78.80	5.79	76.80	6.20	73.50	5.33	70.00	5.79	
	542.4	88.00	6.66	83.00	6.20	78.80	5.79	76.80	6.20	73.50	5.33	70.00	5.79	

7. Capacity Tables

Combi. (%)	Inlet Water Temp. (°C)	Water Flow Rate (LPM)	Indoor Air Temp. (°C, DB)											
			16.0		18.0		20.0		21.0		22.0		24.0	
			TC	PI	TC	PI	TC	PI	TC	PI	TC	PI	TC	PI
50	45	624.0	88.00	6.66	83.00	6.20	78.80	5.79	76.80	6.20	73.50	5.33	70.00	5.79

Note

- TC: Total Capacity(kW), PI : Power Input(kW)
- Capacity tables show the average value of conditions which may occur.
- The minimum flow rate of the product is based on 50% of the rated flow rate or the value indicated in the specification table, whichever is greater.
However, when the 'Variable Water Flow Valve Control KIT' is applied, the minimum flow rate is allowed to 40% (gray colored area) of the rated flow rate.
- If the flow rate is less than minimum flow rate and the indoor unit combination ratio exceeds 130%, ask to LG Electronics even if the 'Variable Water Flow Valve Control KIT' is applied.

7. Capacity Tables

CRWM520LAS5

Combi. (%)	Inlet Water Temp. (°C)	Water Flow Rate (LPM)	Indoor Air Temp. (°C, DB)											
			16.0		18.0		20.0		21.0		22.0		24.0	
			TC	PI	TC	PI	TC	PI	TC	PI	TC	PI	TC	PI
130	-5	199.6	77.50	28.96	77.00	27.28	76.40	25.38	75.40	24.63	76.40	24.00	74.10	21.52
		249.0	79.80	29.38	79.10	27.72	78.50	25.83	77.50	25.08	78.50	24.42	76.20	21.91
		499.0	90.70	31.47	89.90	29.91	89.40	28.14	88.20	27.33	89.20	26.56	87.10	23.85
		566.2	100.3	33.47	99.30	31.94	98.80	30.34	97.50	29.51	98.80	28.66	96.20	25.71
		650.0	113.5	36.23	112.1	34.75	111.6	33.38	110.2	32.53	112.0	31.56	108.7	28.28
	0	199.6	138.3	39.62	135.2	38.45	132.4	37.19	129.5	36.14	130.0	35.14	124.0	31.47
		249.0	139.1	39.72	135.9	38.52	133.1	37.29	130.2	36.24	130.7	35.22	124.7	31.54
		499.0	142.7	40.15	139.1	38.92	136.2	37.72	133.4	36.67	133.9	35.62	127.9	31.94
		566.2	144.8	40.15	141.2	38.92	138.3	37.72	135.2	36.67	135.7	35.62	129.7	31.94
		650.0	147.7	40.15	144.1	38.92	141.2	37.72	137.8	36.67	138.3	35.62	132.3	31.94
	5	199.6	199.4	42.58	196.3	41.53	192.2	40.48	187.5	39.33	182.3	38.25	172.4	34.24
		249.0	199.9	42.73	196.6	41.70	192.2	40.65	187.5	39.50	182.3	38.40	172.4	34.39
		499.0	202.8	43.53	198.1	42.50	192.4	41.50	187.5	40.35	182.3	39.20	172.4	35.15
		566.2	204.1	43.83	198.7	42.78	192.4	41.78	187.5	40.63	182.3	39.48	172.4	35.39
		650.0	206.0	44.24	199.5	43.17	192.4	42.17	187.5	41.02	182.3	39.87	172.4	35.73
	10	199.6	199.7	38.75	196.3	37.45	191.6	36.75	186.7	35.92	181.7	34.69	171.6	31.31
		249.0	200.7	38.70	197.1	37.47	192.3	36.80	187.4	35.92	182.2	34.67	172.1	31.29
		499.0	205.6	38.40	201.0	37.62	195.5	37.10	190.6	35.87	185.1	34.57	175.0	31.19
		566.2	206.7	38.92	202.3	38.15	196.8	37.25	191.4	36.00	186.4	35.15	176.0	32.67
		650.0	208.2	39.65	204.2	38.89	198.7	37.46	192.6	36.19	188.3	35.96	177.4	34.72
	15	199.6	199.9	34.92	196.5	33.44	190.9	33.07	185.9	32.52	181.0	31.14	170.8	28.38
		249.0	201.2	34.64	197.8	33.32	192.2	33.02	187.2	32.32	182.3	30.94	172.1	28.18
		499.0	208.2	33.19	203.8	32.72	198.6	32.72	193.5	31.34	188.0	29.94	177.8	27.18
		566.2	209.3	33.99	205.9	33.47	201.0	32.72	195.5	31.34	190.6	30.81	179.9	29.94
		650.0	210.8	35.10	208.8	34.51	204.3	32.72	198.3	31.34	194.1	32.02	182.8	33.75
	20	199.6	207.5	32.04	203.8	30.54	198.4	29.89	192.9	28.91	187.2	28.28	176.3	27.41
		249.0	208.8	31.86	205.1	30.52	199.7	29.87	194.2	29.01	188.5	28.43	177.6	27.23
		499.0	215.8	30.91	211.9	30.44	205.9	29.76	200.5	29.51	195.5	29.24	184.3	26.28
		566.2	216.6	30.91	213.5	30.44	208.5	29.94	202.5	29.51	197.1	29.24	185.9	27.94
		650.0	217.8	30.91	215.7	30.44	212.0	30.20	205.3	29.51	199.3	29.24	188.1	30.23
	25	199.6	219.2	30.54	213.5	29.66	208.5	29.16	204.4	28.68	199.9	28.26	188.5	26.41
		249.0	219.2	30.44	213.5	29.61	208.5	29.06	204.4	28.58	199.9	28.16	188.5	26.31
		499.0	219.2	29.94	213.5	29.41	208.5	28.56	204.4	28.14	199.9	27.66	188.5	25.81
		566.2	219.2	29.51	213.5	28.66	208.5	28.14	204.4	27.66	199.9	27.18	188.5	25.38
		650.0	219.2	28.93	213.5	27.62	208.5	27.57	204.4	27.01	199.9	26.53	188.5	24.80
	30	199.6	219.2	29.76	213.5	28.28	208.5	28.01	204.4	27.29	199.9	26.99	188.5	25.13
		249.0	219.2	29.56	213.5	28.23	208.5	27.88	204.4	27.21	199.9	26.79	188.5	24.93
		499.0	219.2	28.56	213.5	28.04	208.5	27.18	204.4	26.76	199.9	25.81	188.5	23.98
		566.2	219.2	28.14	213.5	27.28	208.5	26.76	204.4	26.28	199.9	25.81	188.5	23.98
		650.0	219.2	27.57	213.5	26.23	208.5	26.19	204.4	25.63	199.9	25.81	188.5	23.98
	35	199.6	219.2	28.38	213.5	27.43	208.5	26.88	204.4	25.91	199.9	25.01	188.5	23.26
		249.0	219.2	28.18	213.5	27.31	208.5	26.78	204.4	25.83	199.9	24.91	188.5	23.08
		499.0	219.2	27.18	213.5	26.66	208.5	26.28	204.4	25.38	199.9	24.41	188.5	22.13
		566.2	219.2	27.18	213.5	26.38	208.5	25.81	204.4	24.90	199.9	23.98	188.5	22.13
		650.0	219.2	27.18	213.5	26.01	208.5	25.17	204.4	24.25	199.9	23.40	188.5	22.13
	40	199.6	219.2	27.41	213.5	26.54	208.5	26.03	204.4	25.13	199.9	24.23	188.5	21.88
		249.0	219.2	27.23	213.5	26.41	208.5	25.85	204.4	24.93	199.9	24.03	188.5	21.70
		499.0	219.2	26.28	213.5	25.71	208.5	24.90	204.4	23.98	199.9	23.03	188.5	20.75
		566.2	219.2	25.81	213.5	25.28	208.5	24.90	204.4	23.98	199.9	23.03	188.5	20.75
		650.0	219.2	25.17	213.5	24.70	208.5	24.90	204.4	23.98	199.9	23.03	188.5	20.75
	45	199.6	219.2	26.51	213.5	25.63	208.5	25.23	204.4	24.33	199.9	23.38	188.5	20.50
		249.0	219.2	26.33	213.5	25.50	208.5	24.96	204.4	24.05	199.9	23.10	188.5	20.32
		499.0	219.2	25.38	213.5	24.80	208.5	23.51	204.4	22.60	199.9	21.65	188.5	19.37
		566.2	219.2	24.41	213.5	24.18	208.5	23.98	204.4	23.03	199.9	22.13	188.5	19.37

7. Capacity Tables

Combi. (%)	Inlet Water Temp. (°C)	Water Flow Rate (LPM)	Indoor Air Temp. (°C, DB)											
			16.0		18.0		20.0		21.0		22.0		24.0	
			TC	PI	TC	PI	TC	PI	TC	PI	TC	PI	TC	PI
130	45	650.0	219.2	23.08	213.5	23.33	208.5	24.64	204.4	23.63	199.9	22.80	188.5	19.37
120	-5	199.6	73.60	28.96	73.10	27.28	72.60	25.38	71.80	24.31	72.30	23.61	70.40	21.13
		249.0	75.70	29.38	75.10	27.72	74.60	25.83	73.80	24.75	74.40	24.03	72.40	21.52
		499.0	86.30	31.47	85.50	29.91	85.00	28.14	84.00	26.94	84.80	26.18	82.40	23.46
		566.2	95.20	33.47	94.40	31.94	93.90	30.34	92.80	29.09	93.60	28.24	91.00	25.28
		650.0	107.3	36.23	106.5	34.75	106.0	33.38	104.8	32.06	105.6	31.08	102.8	27.81
	0	199.6	131.6	39.62	128.4	38.45	125.6	37.19	123.2	35.62	123.2	34.62	117.5	30.94
		249.0	132.3	39.72	129.1	38.52	126.3	37.29	123.7	35.72	123.7	34.70	118.0	31.02
		499.0	135.5	40.15	132.3	38.92	129.5	37.72	126.9	36.15	126.9	35.10	121.2	31.44
		566.2	137.6	40.15	134.4	38.92	131.5	37.72	128.7	36.15	128.7	35.10	123.0	31.44
		650.0	140.5	40.15	137.3	38.92	134.3	37.72	131.3	36.15	131.3	35.10	125.6	31.44
	5	199.6	189.8	42.58	186.9	41.53	182.8	40.48	178.4	38.75	172.9	37.67	163.3	33.74
		249.0	190.3	42.73	187.2	41.70	182.8	40.65	178.4	38.92	172.9	37.82	163.3	33.89
		499.0	193.2	43.53	188.7	42.50	182.8	41.50	178.4	39.77	172.9	38.62	163.3	34.57
		566.2	194.2	43.83	187.5	42.78	182.8	41.78	178.4	40.05	172.9	38.92	163.3	34.82
		650.0	195.6	44.24	185.9	43.17	182.8	42.17	178.4	40.44	172.9	39.33	163.3	35.17
	10	199.6	190.6	38.25	186.9	37.20	182.3	36.45	177.9	35.34	172.4	34.17	163.0	30.72
		249.0	191.4	38.37	187.6	37.32	182.8	36.55	178.4	35.39	172.9	34.15	163.3	30.74
		499.0	195.0	38.92	190.8	37.92	184.9	37.10	180.4	35.57	174.7	34.04	165.1	30.91
		566.2	196.0	38.77	190.1	37.92	185.6	37.25	181.2	35.72	175.5	34.19	165.9	31.94
		650.0	197.4	38.56	189.2	37.92	186.7	37.46	182.4	35.93	176.7	34.40	167.1	33.37
	15	199.6	191.1	33.94	187.2	32.92	181.8	32.42	177.3	31.94	171.9	30.66	162.5	27.78
		249.0	192.1	33.99	188.2	32.99	182.6	32.47	178.1	31.84	172.7	30.46	163.3	27.68
		499.0	196.6	34.29	192.9	33.29	186.9	32.72	182.3	31.34	176.3	29.51	166.9	27.18
		566.2	197.6	33.77	192.7	32.99	188.5	32.72	183.8	31.34	177.8	29.51	168.5	29.04
		650.0	199.0	33.06	192.5	32.58	190.7	32.72	185.9	31.34	179.9	29.51	170.7	31.61
	20	199.6	196.3	30.52	192.7	29.21	186.9	28.44	181.7	28.03	175.8	27.68	166.4	26.28
		249.0	197.3	30.52	193.7	29.31	187.7	28.54	182.7	28.13	176.8	27.66	167.2	26.21
		499.0	202.6	30.52	198.4	29.76	191.9	29.04	187.5	28.56	181.2	27.56	171.3	25.81
		566.2	203.6	30.24	198.1	29.51	193.5	29.04	188.5	28.56	182.3	27.66	172.4	26.76
		650.0	205.0	29.87	197.8	29.16	195.7	29.04	189.9	28.56	183.8	27.80	173.9	28.07
	25	199.6	205.9	28.86	199.9	27.51	193.5	26.99	189.3	26.41	184.3	25.91	174.2	24.11
		249.0	205.9	28.78	199.9	27.48	193.5	26.96	189.3	26.31	184.3	25.83	174.2	24.01
		499.0	206.4	28.33	199.9	27.28	193.5	26.76	189.3	25.81	184.3	25.38	174.2	23.51
		566.2	207.0	27.28	199.9	26.56	193.5	26.28	189.3	25.81	184.3	24.90	174.2	23.51
		650.0	207.8	25.83	199.9	25.57	193.5	25.63	189.3	25.81	184.3	24.25	174.2	23.51
	30	199.6	207.0	27.61	199.9	26.24	193.5	25.48	189.3	24.53	184.3	24.23	174.2	22.25
		249.0	207.0	27.41	199.9	26.11	193.5	25.38	189.3	24.43	184.3	24.03	174.2	22.15
		499.0	207.0	26.46	199.9	25.46	193.5	24.90	189.3	23.98	184.3	23.03	174.2	21.65
		566.2	207.0	25.61	199.9	24.90	193.5	24.41	189.3	23.98	184.3	23.03	174.2	21.23
		650.0	207.0	24.44	199.9	24.13	193.5	23.73	189.3	23.98	184.3	23.03	174.2	20.66
	35	199.6	207.0	26.36	199.9	24.93	193.5	24.23	189.3	23.26	184.3	22.35	174.2	20.38
		249.0	207.0	26.06	199.9	24.75	193.5	24.03	189.3	23.08	184.3	22.17	174.2	20.30
		499.0	207.0	24.51	199.9	23.80	193.5	23.03	189.3	22.13	184.3	21.23	174.2	19.85
		566.2	207.0	24.23	199.9	23.61	193.5	23.03	189.3	22.13	184.3	21.23	174.2	19.37
		650.0	207.0	23.86	199.9	23.34	193.5	23.03	189.3	22.13	184.3	21.23	174.2	18.72
	40	199.6	207.0	25.58	199.9	23.78	193.5	22.85	189.3	21.88	184.3	20.98	174.2	19.00
		249.0	207.0	25.18	199.9	23.56	193.5	22.65	189.3	21.70	184.3	20.80	174.2	18.90
		499.0	207.0	23.13	199.9	22.41	193.5	21.65	189.3	20.75	184.3	19.85	174.2	18.45
566.2		207.0	22.85	199.9	22.13	193.5	21.65	189.3	20.75	184.3	19.85	174.2	17.97	
650.0		207.0	22.48	199.9	21.76	193.5	21.65	189.3	20.75	184.3	19.85	174.2	17.32	
45	199.6	207.0	24.78	199.9	22.65	193.5	21.45	189.3	20.50	184.3	19.60	174.2	17.62	
	249.0	207.0	24.28	199.9	22.38	193.5	21.25	189.3	20.32	184.3	19.40	174.2	17.52	
	499.0	207.0	21.75	199.9	21.03	193.5	20.27	189.3	19.37	184.3	18.45	174.2	17.07	
	566.2	207.0	21.45	199.9	20.65	193.5	20.27	189.3	19.37	184.3	18.45	174.2	16.60	

7. Capacity Tables

Combi. (%)	Inlet Water Temp. (°C)	Water Flow Rate (LPM)	Indoor Air Temp. (°C, DB)											
			16.0		18.0		20.0		21.0		22.0		24.0	
			TC	PI	TC	PI	TC	PI	TC	PI	TC	PI	TC	PI
120	45	650.0	207.0	21.04	199.9	20.14	193.5	20.27	189.3	19.37	184.3	18.45	174.2	15.96
110	-5	199.6	69.70	29.34	69.20	27.28	68.90	25.38	68.10	24.31	68.10	23.61	66.80	21.13
		249.0	71.70	29.76	71.20	27.72	70.90	25.83	70.10	24.75	70.10	24.03	68.60	21.52
		499.0	81.60	31.86	81.10	29.91	80.60	28.14	79.80	26.94	79.80	26.18	78.20	23.46
		566.2	90.00	33.92	89.40	31.94	88.90	30.34	88.10	29.09	88.10	28.24	86.30	25.28
		650.0	101.4	36.76	100.7	34.75	100.2	33.38	99.40	32.06	99.40	31.08	97.40	27.81
	0	199.6	124.5	40.15	121.7	38.45	119.3	37.19	117.0	35.62	115.9	34.62	111.5	30.94
		249.0	125.0	40.23	122.2	38.52	119.8	37.29	117.5	35.72	116.4	34.70	112.0	31.02
		499.0	128.2	40.63	125.3	38.92	122.7	37.72	120.4	36.15	119.3	35.10	114.7	31.44
		566.2	130.0	40.63	127.4	38.92	124.6	37.72	122.2	36.15	121.2	35.10	116.5	31.44
		650.0	132.6	40.63	130.3	38.92	127.3	37.72	124.8	36.15	123.9	35.10	119.1	31.44
	5	199.6	181.7	43.16	177.3	41.53	173.2	40.48	169.3	38.75	162.8	37.67	154.7	33.74
		249.0	182.2	43.31	177.6	41.70	173.2	40.65	169.3	38.92	162.8	37.82	154.7	33.89
		499.0	184.6	44.11	179.1	42.50	173.4	41.50	169.3	39.77	162.8	38.62	154.7	34.57
		566.2	185.7	44.40	179.4	42.78	173.4	41.78	169.3	40.05	162.8	38.92	154.7	34.82
		650.0	187.2	44.81	179.9	43.17	173.4	42.17	169.3	40.44	162.8	39.33	154.7	35.17
	10	199.6	182.3	38.70	177.8	37.37	172.9	36.57	169.0	35.34	162.5	34.17	154.7	30.72
		249.0	182.8	38.75	178.3	37.47	173.1	36.67	169.2	35.39	162.7	34.15	154.9	30.74
		499.0	185.7	39.05	180.2	37.92	174.2	37.10	170.3	35.57	163.8	34.04	155.5	30.91
		566.2	186.7	39.05	180.9	37.92	175.0	37.00	170.6	35.47	164.1	34.19	156.0	31.24
		650.0	188.1	39.05	182.0	37.92	176.2	36.86	171.1	35.33	164.6	34.40	156.7	31.70
	15	199.6	182.8	34.24	178.1	33.29	172.9	32.72	168.8	31.94	162.2	30.66	154.4	27.78
		249.0	183.5	34.19	178.6	33.29	173.4	32.72	169.3	31.84	162.7	30.46	154.7	27.68
		499.0	186.7	33.99	181.2	33.29	175.5	32.72	171.3	31.34	164.8	29.51	156.3	27.18
		566.2	187.7	33.77	182.3	32.99	176.3	32.29	171.9	30.91	165.4	29.51	157.3	27.66
		650.0	189.1	33.47	183.8	32.58	177.5	31.71	172.7	30.33	166.2	29.51	158.7	28.33
	20	199.6	186.2	29.56	181.2	28.86	175.3	28.14	170.6	27.66	164.3	26.88	155.7	25.13
		249.0	187.0	29.61	181.7	28.86	175.8	28.14	171.1	27.66	164.8	26.78	156.2	25.10
		499.0	191.1	29.86	184.3	28.86	177.8	28.14	173.9	27.66	166.9	26.28	158.8	24.90
		566.2	192.4	29.86	185.7	28.86	178.9	28.14	174.2	27.18	167.7	26.28	159.1	24.90
		650.0	194.3	29.86	187.7	28.86	180.4	28.14	174.7	26.53	168.9	26.28	159.6	24.90
	25	199.6	192.1	26.91	186.4	25.91	178.9	25.48	175.0	24.53	168.8	23.63	159.9	21.65
		249.0	192.4	26.86	186.4	25.83	178.9	25.38	175.0	24.43	168.8	23.53	159.9	21.65
		499.0	194.0	26.66	186.4	25.38	178.9	24.90	175.0	23.98	168.8	23.03	159.9	21.65
		566.2	195.0	26.66	186.4	25.46	178.9	24.41	175.0	23.98	168.8	22.60	159.9	21.23
		650.0	196.4	26.66	186.4	25.58	178.9	23.73	175.0	23.98	168.8	22.02	159.9	20.66
	30	199.6	195.0	24.53	186.4	23.63	178.9	22.73	175.0	22.25	168.8	20.87	159.9	19.48
		249.0	195.0	24.43	186.4	23.53	178.9	22.63	175.0	22.15	168.8	20.77	159.9	19.38
		499.0	195.0	23.98	186.4	23.03	178.9	22.13	175.0	21.65	168.8	20.27	159.9	18.88
		566.2	195.0	23.80	186.4	22.60	178.9	21.65	175.0	21.23	168.8	20.27	159.9	18.88
		650.0	195.0	23.56	186.4	22.02	178.9	21.00	175.0	20.66	168.8	20.27	159.9	18.88
	35	199.6	195.0	23.26	186.4	21.75	178.9	20.87	175.0	19.95	168.8	19.00	159.9	17.62
		249.0	195.0	23.08	186.4	21.67	178.9	20.77	175.0	19.85	168.8	18.90	159.9	17.52
		499.0	195.0	22.13	186.4	21.23	178.9	20.27	175.0	19.37	168.8	18.45	159.9	17.07
		566.2	195.0	21.55	186.4	20.75	178.9	19.85	175.0	19.37	168.8	18.45	159.9	17.07
		650.0	195.0	20.76	186.4	20.10	178.9	19.28	175.0	19.37	168.8	18.45	159.9	17.07
	40	199.6	195.0	21.88	186.4	20.98	178.9	19.60	175.0	18.57	168.8	17.62	159.9	16.22
		249.0	195.0	21.70	186.4	20.80	178.9	19.40	175.0	18.47	168.8	17.52	159.9	16.14
		499.0	195.0	20.75	186.4	19.85	178.9	18.45	175.0	17.97	168.8	17.07	159.9	15.69
566.2		195.0	20.45	186.4	19.37	178.9	18.45	175.0	17.50	168.8	16.60	159.9	15.22	
650.0		195.0	20.04	186.4	18.72	178.9	18.45	175.0	16.86	168.8	15.96	159.9	14.58	
45	199.6	195.0	20.50	186.4	20.20	178.9	18.32	175.0	17.20	168.8	16.22	159.9	14.84	
	249.0	195.0	20.32	186.4	19.90	178.9	18.05	175.0	17.10	168.8	16.14	159.9	14.76	
	499.0	195.0	19.37	186.4	18.45	178.9	16.60	175.0	16.60	168.8	15.69	159.9	14.32	
	566.2	195.0	19.37	186.4	17.97	178.9	17.07	175.0	15.69	168.8	14.74	159.9	13.34	

7. Capacity Tables

Combi. (%)	Inlet Water Temp. (°C)	Water Flow Rate (LPM)	Indoor Air Temp. (°C, DB)											
			16.0		18.0		20.0		21.0		22.0		24.0	
			TC	PI	TC	PI	TC	PI	TC	PI	TC	PI	TC	PI
110	45	650.0	195.0	19.37	186.4	17.32	178.9	17.73	175.0	14.44	168.8	13.43	159.9	12.00
100	-5	199.6	65.80	29.34	65.30	27.66	65.00	25.38	64.50	24.31	64.00	23.23	62.70	21.13
		249.0	67.60	29.76	67.10	28.10	66.80	25.83	66.30	24.75	65.80	23.65	64.50	21.52
		499.0	77.20	31.86	76.70	30.29	76.20	28.14	75.40	26.94	74.90	25.81	73.60	23.46
		566.2	85.30	33.92	84.50	32.39	84.00	30.34	83.40	29.09	82.70	27.81	81.10	25.28
		650.0	96.40	36.76	95.10	35.29	94.60	33.38	94.40	32.06	93.30	30.57	91.40	27.81
	0	199.6	117.8	40.15	115.2	38.95	112.8	37.19	110.8	35.62	108.7	34.09	105.0	30.94
		249.0	118.3	40.23	115.7	39.03	113.3	37.29	111.3	35.72	109.2	34.17	105.5	31.02
		499.0	121.2	40.63	118.6	39.45	116.0	37.72	113.9	36.15	112.0	34.57	108.1	31.44
		566.2	123.0	40.63	120.4	39.45	117.8	37.72	115.7	36.15	113.6	34.57	109.7	31.44
		650.0	125.6	40.63	123.0	39.45	120.4	37.72	118.3	36.15	115.8	34.57	111.9	31.44
	5	199.6	173.7	43.16	167.9	42.10	163.6	40.48	160.4	38.75	152.6	37.10	145.6	33.74
		249.0	174.2	43.31	168.2	42.25	163.6	40.65	160.4	38.92	152.6	37.25	145.6	33.89
		499.0	176.8	44.11	169.5	43.06	163.8	41.50	160.4	39.77	152.6	38.05	145.6	34.57
		566.2	177.8	44.40	169.8	43.35	163.8	41.78	160.4	40.05	152.6	38.30	145.6	34.82
		650.0	179.2	44.81	170.3	43.76	163.8	42.17	160.4	40.44	152.6	38.65	145.6	35.17
	10	199.6	174.7	38.60	168.5	37.75	163.8	36.57	160.4	35.34	152.6	33.59	145.6	30.72
		249.0	175.0	38.75	168.7	37.85	163.8	36.67	160.4	35.39	152.6	33.62	145.6	30.74
		499.0	176.8	39.48	169.5	38.35	163.8	37.10	160.4	35.57	152.6	33.77	145.6	30.91
		566.2	178.1	39.35	170.3	38.35	163.8	37.00	160.4	35.47	152.6	33.67	145.6	30.76
		650.0	180.0	39.18	171.5	38.35	163.8	36.86	160.4	35.33	152.6	33.53	145.6	30.55
	15	199.6	175.5	34.02	169.2	33.44	163.8	32.72	160.4	31.94	152.6	30.06	145.6	27.78
		249.0	175.7	34.17	169.2	33.46	163.8	32.72	160.4	31.84	152.6	29.96	145.6	27.68
		499.0	176.8	34.87	169.8	33.57	163.8	32.72	160.4	31.34	152.6	29.51	145.6	27.18
		566.2	178.3	34.29	170.6	33.29	163.8	32.29	160.4	30.91	152.6	29.04	145.6	26.76
		650.0	180.4	33.50	171.8	32.92	163.8	31.71	160.4	30.33	152.6	28.40	145.6	26.19
	20	199.6	176.5	29.11	170.1	28.36	163.8	27.66	160.4	27.29	152.6	25.48	145.6	24.23
		249.0	177.0	29.21	170.1	28.38	163.8	27.66	160.4	27.21	152.6	25.38	145.6	24.03
		499.0	179.9	29.76	170.6	28.46	163.8	27.66	160.4	26.76	152.6	24.90	145.6	23.03
		566.2	180.9	29.24	172.1	28.24	163.8	27.18	160.4	26.28	152.6	24.41	145.6	22.60
		650.0	182.3	28.53	174.2	27.94	163.8	26.53	160.4	25.63	152.6	23.73	145.6	22.02
	25	199.6	178.6	25.43	172.9	24.65	163.8	23.63	160.4	22.73	152.6	21.35	145.6	19.37
		249.0	179.1	25.45	172.9	24.55	163.8	23.53	160.4	22.63	152.6	21.25	145.6	19.37
		499.0	182.0	25.56	172.9	23.98	163.8	23.03	160.4	22.13	152.6	20.75	145.6	19.37
		566.2	182.8	24.98	172.9	23.80	163.8	22.60	160.4	21.65	152.6	20.75	145.6	18.88
		650.0	184.0	24.19	172.9	23.56	163.8	22.02	160.4	21.00	152.6	20.75	145.6	18.20
	30	199.6	182.8	23.15	172.9	21.35	163.8	19.88	160.4	19.48	152.6	17.97	145.6	17.20
		249.0	182.8	23.05	172.9	21.25	163.8	19.85	160.4	19.38	152.6	17.97	145.6	17.10
		499.0	182.8	22.60	172.9	20.75	163.8	19.65	160.4	18.88	152.6	17.97	145.6	16.60
		566.2	182.8	22.13	172.9	20.75	163.8	19.37	160.4	18.88	152.6	17.50	145.6	16.60
		650.0	182.8	21.49	172.9	20.75	163.8	19.00	160.4	18.88	152.6	16.86	145.6	16.60
	35	199.6	182.8	21.45	172.9	19.60	163.8	17.55	160.4	17.20	152.6	16.22	145.6	14.84
		249.0	182.8	21.25	172.9	19.40	163.8	17.52	160.4	17.10	152.6	16.14	145.6	14.76
		499.0	182.8	20.27	172.9	18.45	163.8	17.32	160.4	16.60	152.6	15.69	145.6	14.32
		566.2	182.8	20.27	172.9	18.45	163.8	17.07	160.4	16.60	152.6	15.69	145.6	14.32
		650.0	182.8	20.27	172.9	18.45	163.8	16.72	160.4	16.60	152.6	15.69	145.6	14.32
	40	199.6	182.8	20.08	172.9	18.20	163.8	15.74	160.4	15.34	152.6	14.42	145.6	13.47
		249.0	182.8	19.88	172.9	18.02	163.8	15.69	160.4	15.24	152.6	14.32	145.6	13.37
		499.0	182.8	18.88	172.9	17.07	163.8	15.50	160.4	14.74	152.6	13.84	145.6	12.92
566.2		182.8	18.45	172.9	17.07	163.8	15.22	160.4	14.74	152.6	13.84	145.6	12.92	
650.0		182.8	17.87	172.9	17.07	163.8	14.85	160.4	14.74	152.6	13.84	145.6	12.92	
45	199.6	182.8	18.70	172.9	16.82	163.8	13.87	160.4	13.47	152.6	12.57	145.6	12.09	
	249.0	182.8	18.50	172.9	16.64	163.8	13.84	160.4	13.37	152.6	12.47	145.6	11.99	
	499.0	182.8	17.50	172.9	15.69	163.8	13.64	160.4	12.92	152.6	11.97	145.6	11.54	
	566.2	182.8	16.60	172.9	15.69	163.8	13.34	160.4	12.92	152.6	11.97	145.6	11.54	

7. Capacity Tables

Combi. (%)	Inlet Water Temp. (°C)	Water Flow Rate (LPM)	Indoor Air Temp. (°C, DB)											
			16.0		18.0		20.0		21.0		22.0		24.0	
			TC	PI	TC	PI	TC	PI	TC	PI	TC	PI	TC	PI
100	45	650.0	182.8	15.36	172.9	15.69	163.8	12.93	160.4	12.92	152.6	11.97	145.6	11.54
90	-5	199.6	62.10	27.24	60.30	24.81	58.50	21.78	58.00	20.77	57.50	20.02	56.70	17.97
		249.0	63.90	27.63	62.10	25.20	60.10	22.18	59.60	21.14	59.30	20.39	58.30	18.29
		499.0	72.80	29.56	70.50	27.13	68.40	24.18	67.90	23.03	67.60	22.23	66.10	19.93
		566.2	80.40	31.44	77.80	29.04	75.60	26.08	74.90	24.85	74.60	23.93	73.10	21.50
		650.0	90.80	34.05	87.70	31.67	85.50	28.71	84.60	27.38	84.30	26.28	82.80	23.68
	0	199.6	111.3	37.10	106.1	34.82	101.1	31.96	99.60	30.49	98.00	29.34	94.40	26.36
		249.0	111.8	37.17	106.6	34.89	101.6	32.03	100.1	30.56	98.50	29.41	94.90	26.41
		499.0	114.4	37.57	109.2	35.29	104.3	32.39	102.5	30.91	100.9	29.76	97.20	26.71
		566.2	116.2	37.57	110.8	35.29	105.8	32.39	104.0	30.91	102.5	29.76	98.80	26.71
		650.0	118.8	37.57	113.0	35.29	107.9	32.39	106.1	30.91	104.7	29.76	101.0	26.71
	5	199.6	157.1	39.83	152.1	37.60	147.2	34.79	144.1	33.17	137.8	31.92	131.3	28.66
		249.0	157.3	39.98	152.1	37.75	147.2	34.94	144.1	33.32	137.8	32.07	131.3	28.78
		499.0	157.8	40.73	151.6	38.48	147.2	35.62	144.1	33.99	137.8	32.77	131.3	29.39
		566.2	158.8	40.97	151.9	38.72	147.2	35.92	144.1	34.24	137.8	32.99	131.3	29.61
		650.0	160.2	41.31	152.4	39.06	147.2	36.33	144.1	34.59	137.8	33.31	131.3	29.93
	10	199.6	157.8	35.17	152.6	33.44	147.2	31.49	144.1	30.19	137.8	28.96	131.3	26.11
		249.0	157.8	35.19	152.4	33.47	147.2	31.52	144.1	30.22	137.8	28.94	131.3	26.13
		499.0	157.6	35.29	151.6	33.62	147.2	31.67	144.1	30.39	137.8	28.86	131.3	26.23
		566.2	158.6	35.19	152.1	33.52	147.2	31.57	144.1	30.29	137.8	28.94	131.3	26.33
		650.0	160.0	35.05	152.8	33.38	147.2	31.43	144.1	30.15	137.8	29.06	131.3	26.47
	15	199.6	158.8	30.46	153.1	29.36	147.2	28.26	144.1	27.29	137.8	26.03	131.3	23.63
		249.0	158.6	30.36	152.9	29.26	147.2	28.16	144.1	27.21	137.8	25.85	131.3	23.53
		499.0	157.3	29.86	151.8	28.76	147.2	27.66	144.1	26.76	137.8	24.90	131.3	23.03
		566.2	158.4	29.41	152.1	28.33	147.2	27.18	144.1	26.28	137.8	24.90	131.3	23.03
		650.0	159.9	28.79	152.6	27.75	147.2	26.53	144.1	25.63	137.8	24.90	131.3	23.03
	20	199.6	159.7	25.71	153.7	24.96	147.2	24.11	144.1	23.15	137.8	22.35	131.3	20.98
		249.0	159.7	25.71	153.4	24.91	147.2	24.01	144.1	23.05	137.8	22.17	131.3	20.80
		499.0	158.9	25.71	152.1	24.61	147.2	23.51	144.1	22.60	137.8	21.23	131.3	19.85
		566.2	159.4	25.28	152.6	24.41	147.2	23.51	144.1	22.60	137.8	21.23	131.3	19.85
		650.0	160.1	24.70	153.3	24.13	147.2	23.51	144.1	22.60	137.8	21.23	131.3	19.85
	25	199.6	162.3	22.46	155.7	21.28	147.2	20.38	144.1	19.37	137.8	18.57	131.3	17.20
		249.0	162.6	22.43	155.7	21.23	147.2	20.30	144.1	19.37	137.8	18.47	131.3	17.10
		499.0	164.3	22.23	155.7	21.03	147.2	19.85	144.1	19.37	137.8	17.97	131.3	16.60
		566.2	164.8	21.65	155.7	20.55	147.2	19.85	144.1	18.88	137.8	17.97	131.3	16.60
		650.0	165.5	20.86	155.7	19.90	147.2	19.85	144.1	18.20	137.8	17.97	131.3	16.60
	30	199.6	164.8	20.38	155.7	19.00	147.2	17.62	144.1	17.20	137.8	16.22	131.3	14.74
		249.0	164.8	20.30	155.7	18.90	147.2	17.52	144.1	17.10	137.8	16.14	131.3	14.74
		499.0	164.8	19.85	155.7	18.45	147.2	17.07	144.1	16.60	137.8	15.69	131.3	14.74
		566.2	164.8	19.37	155.7	17.97	147.2	17.07	144.1	16.60	137.8	15.69	131.3	14.32
		650.0	164.8	18.72	155.7	17.32	147.2	17.07	144.1	16.60	137.8	15.69	131.3	13.75
	35	199.6	164.8	18.57	155.7	17.20	147.2	15.82	144.1	15.34	137.8	14.42	131.3	13.47
		249.0	164.8	18.47	155.7	17.10	147.2	15.72	144.1	15.24	137.8	14.32	131.3	13.37
		499.0	164.8	17.97	155.7	16.60	147.2	15.22	144.1	14.74	137.8	13.84	131.3	12.92
		566.2	164.8	17.50	155.7	16.12	147.2	14.74	144.1	14.32	137.8	13.84	131.3	12.92
		650.0	164.8	16.86	155.7	15.47	147.2	14.09	144.1	13.75	137.8	13.84	131.3	12.92
	40	199.6	164.8	17.32	155.7	15.82	147.2	13.94	144.1	13.47	137.8	13.04	131.3	12.09
		249.0	164.8	17.12	155.7	15.72	147.2	13.84	144.1	13.37	137.8	12.94	131.3	11.99
		499.0	164.8	16.12	155.7	15.22	147.2	13.34	144.1	12.92	137.8	12.44	131.3	11.54
566.2		164.8	16.12	155.7	15.22	147.2	13.34	144.1	12.92	137.8	12.44	131.3	11.54	
650.0		164.8	16.12	155.7	15.22	147.2	13.34	144.1	12.92	137.8	12.44	131.3	11.54	
45	199.6	164.8	16.04	155.7	14.42	147.2	12.09	144.1	11.66	137.8	11.66	131.3	10.69	
	249.0	164.8	15.77	155.7	14.32	147.2	11.99	144.1	11.56	137.8	11.56	131.3	10.61	
	499.0	164.8	14.32	155.7	13.84	147.2	11.54	144.1	11.06	137.8	11.06	131.3	10.16	
	566.2	164.8	14.74	155.7	14.32	147.2	11.97	144.1	11.54	137.8	11.06	131.3	10.16	

7. Capacity Tables

Combi. (%)	Inlet Water Temp. (°C)	Water Flow Rate (LPM)	Indoor Air Temp. (°C, DB)											
			16.0		18.0		20.0		21.0		22.0		24.0	
			TC	PI	TC	PI	TC	PI	TC	PI	TC	PI	TC	PI
90	45	650.0	164.8	15.33	155.7	14.99	147.2	12.57	144.1	12.21	137.8	11.06	131.3	10.16
80	-5	199.6	58.80	19.40	55.10	18.67	52.20	17.87	51.50	17.27	51.20	16.47	50.20	15.17
		249.0	60.40	19.75	56.70	19.02	53.70	18.19	53.00	17.57	52.70	16.77	51.70	15.44
		499.0	68.70	21.55	64.50	20.70	60.90	19.80	60.30	19.12	60.10	18.27	58.80	16.79
		566.2	75.90	23.23	71.20	22.33	67.30	21.37	66.60	20.65	66.30	19.70	65.00	18.12
		650.0	85.80	25.56	80.40	24.59	76.20	23.55	75.20	22.77	74.80	21.68	73.50	19.97
	0	199.6	105.0	28.49	96.70	27.34	90.20	26.21	88.40	25.31	87.10	24.11	84.00	22.20
		249.0	105.5	28.56	97.20	27.41	90.70	26.26	88.90	25.36	87.60	24.16	84.50	22.25
		499.0	108.2	28.91	99.60	27.76	92.80	26.56	91.00	25.66	89.90	24.46	86.30	22.50
		566.2	109.7	28.91	101.1	27.76	94.40	26.56	92.50	25.66	91.30	24.46	87.90	22.50
		650.0	111.8	28.91	103.2	27.76	96.60	26.56	94.60	25.66	93.30	24.46	90.10	22.50
	5	199.6	145.1	30.97	137.0	29.81	131.0	28.46	128.2	27.51	122.7	26.23	116.5	24.13
		249.0	145.4	31.12	137.2	29.93	131.0	28.59	128.2	27.63	122.7	26.35	116.5	24.25
		499.0	146.7	31.81	138.3	30.52	131.3	29.24	128.2	28.24	122.7	26.91	116.5	24.80
		566.2	146.7	31.99	138.3	30.76	131.3	29.41	128.2	28.41	122.7	27.08	116.5	24.93
		650.0	146.7	32.25	138.3	31.10	131.3	29.66	128.2	28.66	122.7	27.33	116.5	25.12
	10	199.6	145.9	28.51	137.6	27.21	131.0	25.83	128.2	25.13	122.7	23.78	116.5	22.03
		249.0	146.1	28.48	137.8	27.19	131.0	25.85	128.2	25.13	122.7	23.80	116.5	22.03
		499.0	146.7	28.33	138.3	27.04	131.3	25.91	128.2	25.18	122.7	23.85	116.5	22.08
		566.2	146.7	28.24	138.3	27.13	131.3	25.98	128.2	25.03	122.7	23.70	116.5	21.93
		650.0	146.7	28.11	138.3	27.26	131.3	26.09	128.2	24.82	122.7	23.49	116.5	21.72
	15	199.6	146.7	26.03	138.3	24.65	131.3	23.15	128.2	22.73	122.7	21.35	116.5	19.95
		249.0	146.7	25.85	138.3	24.45	131.3	23.05	128.2	22.63	122.7	21.25	116.5	19.85
		499.0	146.7	24.90	138.3	23.51	131.3	22.60	128.2	22.13	122.7	20.75	116.5	19.37
		566.2	146.7	24.41	138.3	23.51	131.3	22.60	128.2	21.65	122.7	20.27	116.5	18.88
		650.0	146.7	23.73	138.3	23.51	131.3	22.60	128.2	21.00	122.7	19.62	116.5	18.20
	20	199.6	146.7	21.75	138.3	20.87	131.3	19.85	128.2	19.48	122.7	18.57	116.5	17.20
		249.0	146.7	21.67	138.3	20.77	131.3	19.85	128.2	19.38	122.7	18.47	116.5	17.10
		499.0	146.7	21.23	138.3	20.27	131.3	19.85	128.2	18.88	122.7	17.97	116.5	16.60
		566.2	146.7	20.75	138.3	19.85	131.3	19.37	128.2	18.88	122.7	17.50	116.5	16.60
		650.0	146.7	20.10	138.3	19.28	131.3	18.72	128.2	18.88	122.7	16.86	116.5	16.60
	25	199.6	146.7	19.48	138.3	18.10	131.3	17.07	128.2	16.72	122.7	15.82	116.5	14.84
		249.0	146.7	19.38	138.3	18.00	131.3	17.07	128.2	16.62	122.7	15.72	116.5	14.76
		499.0	146.7	18.88	138.3	17.50	131.3	17.07	128.2	16.12	122.7	15.22	116.5	14.32
		566.2	146.7	18.45	138.3	17.50	131.3	16.60	128.2	16.12	122.7	15.22	116.5	14.32
		650.0	146.7	17.87	138.3	17.50	131.3	15.96	128.2	16.12	122.7	15.22	116.5	14.32
	30	199.6	146.7	17.20	138.3	16.22	131.3	15.34	128.2	14.84	122.7	13.94	116.5	13.04
		249.0	146.7	17.10	138.3	16.14	131.3	15.24	128.2	14.76	122.7	13.84	116.5	12.94
		499.0	146.7	16.60	138.3	15.69	131.3	14.74	128.2	14.32	122.7	13.34	116.5	12.44
		566.2	146.7	16.60	138.3	15.69	131.3	14.74	128.2	14.32	122.7	13.34	116.5	12.44
		650.0	146.7	16.60	138.3	15.69	131.3	14.74	128.2	14.32	122.7	13.34	116.5	12.44
	35	199.6	146.7	15.82	138.3	14.84	131.3	13.47	128.2	12.92	122.7	12.57	116.5	11.54
		249.0	146.7	15.72	138.3	14.76	131.3	13.37	128.2	12.92	122.7	12.47	116.5	11.54
		499.0	146.7	15.22	138.3	14.32	131.3	12.92	128.2	12.92	122.7	11.97	116.5	11.54
		566.2	146.7	15.22	138.3	13.84	131.3	12.92	128.2	12.44	122.7	11.97	116.5	11.06
		650.0	146.7	15.22	138.3	13.19	131.3	12.92	128.2	11.79	122.7	11.97	116.5	10.41
	40	199.6	146.7	14.97	138.3	13.47	131.3	11.97	128.2	12.09	122.7	11.06	116.5	10.69
		249.0	146.7	14.79	138.3	13.37	131.3	11.97	128.2	11.99	122.7	11.06	116.5	10.61
		499.0	146.7	13.84	138.3	12.92	131.3	11.97	128.2	11.54	122.7	11.06	116.5	10.16
566.2		146.7	13.84	138.3	12.92	131.3	11.54	128.2	11.54	122.7	11.06	116.5	10.16	
650.0		146.7	13.84	138.3	12.92	131.3	10.96	128.2	11.54	122.7	11.06	116.5	10.16	
45	199.6	146.7	14.17	138.3	12.09	131.3	10.46	128.2	11.29	122.7	9.56	116.5	9.91	
	249.0	146.7	13.89	138.3	11.99	131.3	10.56	128.2	11.11	122.7	9.66	116.5	9.73	
	499.0	146.7	12.44	138.3	11.54	131.3	11.06	128.2	10.16	122.7	10.16	116.5	8.78	
	566.2	146.7	12.44	138.3	11.97	131.3	10.16	128.2	10.59	122.7	10.16	116.5	9.21	

7. Capacity Tables

Combi. (%)	Inlet Water Temp. (°C)	Water Flow Rate (LPM)	Indoor Air Temp. (°C, DB)											
			16.0		18.0		20.0		21.0		22.0		24.0	
			TC	PI	TC	PI	TC	PI	TC	PI	TC	PI	TC	PI
80	45	650.0	146.7	12.44	138.3	12.57	131.3	8.92	128.2	11.19	122.7	10.16	116.5	9.81
70	-5	199.6	51.20	16.67	48.10	15.87	45.50	15.35	45.00	14.47	44.70	13.97	44.00	12.69
		249.0	52.70	16.97	49.40	16.17	46.80	15.62	46.30	14.72	46.00	14.22	45.30	12.91
		499.0	60.10	18.45	56.40	17.60	53.30	17.02	52.80	16.02	52.50	15.45	51.50	14.07
		566.2	66.50	19.93	62.40	18.98	58.80	18.35	58.30	17.27	58.00	16.70	56.90	15.17
		650.0	75.40	21.98	70.70	20.89	66.40	20.20	65.90	19.00	65.60	18.43	64.40	16.69
	0	199.6	91.80	24.38	84.80	23.26	78.80	22.48	77.50	21.15	76.20	20.45	73.60	18.60
		249.0	92.30	24.45	85.30	23.31	79.30	22.55	78.00	21.20	76.70	20.50	73.90	18.65
		499.0	94.40	24.76	87.30	23.56	81.10	22.85	79.80	21.45	78.50	20.75	75.60	18.85
		566.2	95.90	24.76	88.70	23.56	82.20	22.85	80.90	21.45	79.80	20.75	76.70	18.85
		650.0	98.00	24.76	90.70	23.56	83.70	22.85	82.40	21.45	81.70	20.75	78.20	18.85
	5	199.6	126.9	26.58	120.1	25.28	114.4	24.48	112.0	23.08	106.9	22.25	101.9	20.20
		249.0	127.1	26.68	120.3	25.38	114.4	24.58	112.0	23.18	106.9	22.35	101.9	20.30
		499.0	128.2	27.23	121.2	25.93	114.6	25.13	112.0	23.61	106.9	22.85	101.9	20.75
		566.2	128.2	27.41	121.2	26.13	114.6	25.33	112.0	23.80	106.9	22.98	101.9	20.88
		650.0	128.2	27.67	121.2	26.41	114.6	25.61	112.0	24.07	106.9	23.17	101.9	21.07
	10	199.6	127.4	24.46	120.6	23.13	114.6	22.28	112.0	21.03	106.9	20.17	101.9	18.45
		249.0	127.6	24.43	120.6	23.08	114.6	22.23	112.0	21.03	106.9	20.17	101.9	18.45
		499.0	128.2	24.23	121.2	22.88	114.6	22.03	112.0	21.03	106.9	20.17	101.9	18.45
		566.2	128.2	24.33	121.2	22.98	114.6	22.13	112.0	21.13	106.9	20.03	101.9	18.50
		650.0	128.2	24.47	121.2	23.12	114.6	22.27	112.0	21.27	106.9	19.83	101.9	18.57
	15	199.6	128.2	22.35	121.2	20.98	114.6	20.08	112.0	19.00	106.9	18.10	101.9	16.72
		249.0	128.2	22.17	121.2	20.80	114.6	19.88	112.0	18.90	106.9	18.00	101.9	16.62
		499.0	128.2	21.23	121.2	19.85	114.6	18.88	112.0	18.45	106.9	17.50	101.9	16.12
		566.2	128.2	21.23	121.2	19.85	114.6	18.88	112.0	18.45	106.9	17.07	101.9	16.12
		650.0	128.2	21.23	121.2	19.85	114.6	18.88	112.0	18.45	106.9	16.49	101.9	16.12
	20	199.6	128.2	18.57	121.2	17.62	114.6	17.20	112.0	16.72	106.9	15.82	101.9	14.84
		249.0	128.2	18.47	121.2	17.52	114.6	17.10	112.0	16.62	106.9	15.72	101.9	14.76
		499.0	128.2	17.97	121.2	17.07	114.6	16.60	112.0	16.12	106.9	15.22	101.9	14.32
		566.2	128.2	17.97	121.2	17.07	114.6	16.60	112.0	15.69	106.9	15.22	101.9	13.84
		650.0	128.2	17.97	121.2	17.07	114.6	16.60	112.0	15.11	106.9	15.22	101.9	13.19
	25	199.6	128.2	16.72	121.2	15.82	114.6	14.84	112.0	14.42	106.9	13.34	101.9	12.44
		249.0	128.2	16.62	121.2	15.72	114.6	14.76	112.0	14.32	106.9	13.34	101.9	12.44
		499.0	128.2	16.12	121.2	15.22	114.6	14.32	112.0	13.84	106.9	13.34	101.9	12.44
		566.2	128.2	15.69	121.2	14.74	114.6	14.32	112.0	13.84	106.9	12.92	101.9	12.44
		650.0	128.2	15.11	121.2	14.09	114.6	14.32	112.0	13.84	106.9	12.35	101.9	12.44
	30	199.6	128.2	14.84	121.2	13.94	114.6	13.04	112.0	12.44	106.9	12.09	101.9	11.06
		249.0	128.2	14.76	121.2	13.84	114.6	12.94	112.0	12.44	106.9	11.99	101.9	11.06
		499.0	128.2	14.32	121.2	13.34	114.6	12.44	112.0	12.44	106.9	11.54	101.9	11.06
		566.2	128.2	14.32	121.2	13.34	114.6	12.44	112.0	11.97	106.9	11.54	101.9	11.06
		650.0	128.2	14.32	121.2	13.34	114.6	12.44	112.0	11.33	106.9	11.54	101.9	11.06
	35	199.6	128.2	13.47	121.2	12.57	114.6	11.54	112.0	11.66	106.9	10.59	101.9	10.29
		249.0	128.2	13.37	121.2	12.47	114.6	11.54	112.0	11.56	106.9	10.59	101.9	10.19
		499.0	128.2	12.92	121.2	11.97	114.6	11.54	112.0	11.06	106.9	10.59	101.9	9.69
		566.2	128.2	12.92	121.2	11.97	114.6	11.06	112.0	11.06	106.9	10.59	101.9	9.69
		650.0	128.2	12.92	121.2	11.97	114.6	10.41	112.0	11.06	106.9	10.59	101.9	9.69
	40	199.6	128.2	12.57	121.2	11.66	114.6	10.69	112.0	10.16	106.9	9.69	101.9	9.31
		249.0	128.2	12.47	121.2	11.56	114.6	10.61	112.0	10.16	106.9	9.69	101.9	9.23
		499.0	128.2	11.97	121.2	11.06	114.6	10.16	112.0	10.16	106.9	9.69	101.9	8.78
566.2		128.2	11.97	121.2	11.06	114.6	10.16	112.0	9.69	106.9	9.21	101.9	8.78	
650.0		128.2	11.97	121.2	11.06	114.6	10.16	112.0	9.05	106.9	8.56	101.9	8.78	
45	199.6	128.2	11.66	121.2	10.69	114.6	9.91	112.0	8.66	106.9	8.78	101.9	8.41	
	249.0	128.2	11.56	121.2	10.61	114.6	9.73	112.0	8.76	106.9	8.78	101.9	8.31	
	499.0	128.2	11.06	121.2	10.16	114.6	8.78	112.0	9.21	106.9	8.78	101.9	7.81	
	566.2	128.2	11.06	121.2	10.16	114.6	9.21	112.0	8.31	106.9	7.81	101.9	7.81	

7. Capacity Tables

Combi. (%)	Inlet Water Temp. (°C)	Water Flow Rate (LPM)	Indoor Air Temp. (°C, DB)											
			16.0		18.0		20.0		21.0		22.0		24.0	
			TC	PI	TC	PI	TC	PI	TC	PI	TC	PI	TC	PI
70	45	650.0	128.2	11.06	121.2	10.16	114.6	9.81	112.0	7.07	106.9	6.48	101.9	7.81
60	-5	199.6	44.00	13.52	41.30	13.02	39.00	12.51	38.50	11.62	38.50	11.44	37.70	10.21
		249.0	45.30	13.77	42.60	13.26	40.00	12.73	39.50	11.82	39.50	11.64	38.70	10.41
		499.0	51.70	15.02	48.30	14.44	45.70	13.87	45.20	12.87	45.00	12.69	44.20	11.34
		566.2	57.00	16.17	53.30	15.59	50.70	14.97	49.90	13.92	49.90	13.69	48.90	12.21
		650.0	64.20	17.76	60.20	17.18	57.60	16.49	56.30	15.37	56.70	15.07	55.30	13.42
	0	199.6	78.80	19.83	72.50	19.12	67.60	18.30	66.30	17.02	65.50	16.79	62.90	14.99
		249.0	79.30	19.88	72.80	19.17	67.90	18.35	66.60	17.07	65.80	16.84	63.20	15.02
		499.0	81.10	20.13	74.60	19.37	69.70	18.60	68.40	17.27	67.30	17.02	64.70	15.17
		566.2	82.20	20.13	75.90	19.37	71.00	18.60	69.40	17.27	68.40	17.02	65.80	15.17
		650.0	83.70	20.13	77.80	19.37	72.90	18.60	70.80	17.27	69.90	17.02	67.30	15.17
	5	199.6	108.9	21.60	102.7	20.78	98.50	19.92	96.00	18.55	91.80	18.27	87.40	16.27
		249.0	109.1	21.70	102.9	20.88	98.50	20.02	96.00	18.62	91.80	18.35	87.40	16.34
		499.0	110.0	22.13	103.7	21.33	98.50	20.45	96.00	19.02	91.80	18.75	87.40	16.70
		566.2	110.0	22.33	103.5	21.45	98.50	20.60	96.00	19.17	91.80	18.85	87.40	16.84
		650.0	110.0	22.61	103.3	21.63	98.50	20.81	96.00	19.38	91.80	18.99	87.40	17.04
	10	199.6	109.5	19.85	103.0	18.98	98.50	18.07	96.00	16.87	91.80	16.57	87.40	14.84
		249.0	109.5	19.85	103.2	18.98	98.50	18.07	96.00	16.92	91.80	16.57	87.40	14.87
		499.0	110.0	19.85	103.7	18.98	98.50	18.07	96.00	17.12	91.80	16.50	87.40	15.02
		566.2	110.0	19.88	103.5	18.80	98.50	17.87	96.00	16.92	91.80	16.35	87.40	14.87
		650.0	110.0	19.93	103.3	18.56	98.50	17.59	96.00	16.64	91.80	16.14	87.40	14.66
	15	199.6	110.0	18.10	103.5	17.20	98.50	16.22	96.00	15.22	91.80	14.84	87.40	13.34
		249.0	110.0	18.00	103.5	17.10	98.50	16.14	96.00	15.22	91.80	14.76	87.40	13.34
		499.0	110.0	17.50	103.5	16.60	98.50	15.69	96.00	15.22	91.80	14.32	87.40	13.34
		566.2	110.0	17.50	103.5	16.12	98.50	15.22	96.00	14.74	91.80	13.84	87.40	12.92
		650.0	110.0	17.50	103.5	15.47	98.50	14.58	96.00	14.09	91.80	13.19	87.40	12.35
	20	199.6	110.0	15.82	103.5	14.84	98.50	13.94	96.00	13.47	91.80	13.04	87.40	12.09
		249.0	110.0	15.72	103.5	14.76	98.50	13.84	96.00	13.37	91.80	12.94	87.40	11.99
		499.0	110.0	15.22	103.5	14.32	98.50	13.34	96.00	12.92	91.80	12.44	87.40	11.54
		566.2	110.0	15.22	103.5	14.32	98.50	13.34	96.00	12.92	91.80	12.44	87.40	11.54
		650.0	110.0	15.22	103.5	14.32	98.50	13.34	96.00	12.92	91.80	12.44	87.40	11.54
	25	199.6	110.0	13.94	103.5	13.04	98.50	11.97	96.00	12.09	91.80	11.06	87.40	10.69
		249.0	110.0	13.84	103.5	12.94	98.50	11.97	96.00	11.99	91.80	11.06	87.40	10.61
		499.0	110.0	13.34	103.5	12.44	98.50	11.97	96.00	11.54	91.80	11.06	87.40	10.16
		566.2	110.0	13.34	103.5	12.44	98.50	11.54	96.00	11.54	91.80	11.06	87.40	10.16
		650.0	110.0	13.34	103.5	12.44	98.50	10.96	96.00	11.54	91.80	11.06	87.40	10.16
	30	199.6	110.0	12.57	103.5	11.66	98.50	11.19	96.00	10.69	91.80	10.29	87.40	9.81
		249.0	110.0	12.47	103.5	11.56	98.50	11.09	96.00	10.61	91.80	10.19	87.40	9.71
		499.0	110.0	11.97	103.5	11.06	98.50	10.59	96.00	10.16	91.80	9.69	87.40	9.21
		566.2	110.0	11.97	103.5	11.06	98.50	10.59	96.00	10.16	91.80	9.69	87.40	9.21
		650.0	110.0	11.97	103.5	11.06	98.50	10.59	96.00	10.16	91.80	9.69	87.40	9.21
	35	199.6	110.0	11.06	103.5	10.69	98.50	9.69	96.00	9.81	91.80	9.31	87.40	8.89
		249.0	110.0	11.06	103.5	10.61	98.50	9.69	96.00	9.71	91.80	9.23	87.40	8.79
		499.0	110.0	11.06	103.5	10.16	98.50	9.69	96.00	9.21	91.80	8.78	87.40	8.31
		566.2	110.0	11.06	103.5	10.16	98.50	9.21	96.00	9.21	91.80	8.78	87.40	8.31
		650.0	110.0	11.06	103.5	10.16	98.50	8.56	96.00	9.21	91.80	8.78	87.40	8.31
	40	199.6	110.0	10.16	103.5	9.81	98.50	8.78	96.00	8.89	91.80	8.41	87.40	7.81
		249.0	110.0	10.16	103.5	9.71	98.50	8.78	96.00	8.79	91.80	8.31	87.40	7.81
		499.0	110.0	10.16	103.5	9.21	98.50	8.78	96.00	8.31	91.80	7.81	87.40	7.81
566.2		110.0	10.16	103.5	9.21	98.50	8.78	96.00	8.31	91.80	7.81	87.40	7.81	
650.0		110.0	10.16	103.5	9.21	98.50	8.78	96.00	8.31	91.80	7.81	87.40	7.81	
45	199.6	110.0	9.21	103.5	8.89	98.50	7.81	96.00	7.93	91.80	7.51	87.40	6.79	
	249.0	110.0	9.21	103.5	8.79	98.50	7.81	96.00	7.83	91.80	7.41	87.40	6.89	
	499.0	110.0	9.21	103.5	8.31	98.50	7.81	96.00	7.39	91.80	6.91	87.40	7.39	
	566.2	110.0	9.21	103.5	8.31	98.50	8.31	96.00	7.39	91.80	6.91	87.40	7.39	

7. Capacity Tables

Combi. (%)	Inlet Water Temp. (°C)	Water Flow Rate (LPM)	Indoor Air Temp. (°C, DB)											
			16.0		18.0		20.0		21.0		22.0		24.0	
			TC	PI	TC	PI	TC	PI	TC	PI	TC	PI	TC	PI
60	45	650.0	110.0	9.21	103.5	8.31	98.50	9.00	96.00	7.39	91.80	6.91	87.40	7.39
		199.6	36.70	10.79	34.60	10.21	32.50	9.66	32.00	9.14	32.00	8.59	31.40	8.13
50	-5	249.0	37.70	10.99	35.60	10.41	33.50	9.83	33.00	9.31	33.00	8.74	32.20	8.28
		499.0	42.90	11.92	40.30	11.34	38.20	10.69	37.70	10.16	37.50	9.54	36.70	8.96
		566.2	47.30	12.87	44.50	12.21	42.10	11.54	41.60	10.96	41.30	10.26	40.60	9.69
		650.0	53.40	14.18	50.20	13.42	47.50	12.71	47.00	12.07	46.60	11.27	46.00	10.71
		199.6	65.50	15.80	60.60	14.99	56.40	14.12	55.10	13.39	54.30	12.59	52.50	11.89
	0	249.0	65.80	15.82	60.90	15.02	56.70	14.17	55.40	13.44	54.60	12.62	52.70	11.92
		499.0	67.30	15.97	62.40	15.17	58.00	14.35	56.90	13.64	56.10	12.79	53.80	12.07
		566.2	68.40	15.97	63.20	15.17	58.80	14.35	57.70	13.64	56.90	12.79	54.90	12.07
		650.0	69.90	15.97	64.40	15.17	60.00	14.35	58.90	13.64	58.10	12.79	56.40	12.07
		199.6	90.50	17.17	85.80	16.27	81.90	15.37	79.80	14.62	76.40	13.72	72.80	12.89
	5	249.0	90.70	17.24	86.00	16.34	81.90	15.44	79.80	14.67	76.40	13.77	72.80	12.96
		499.0	91.50	17.60	86.60	16.70	81.90	15.79	79.80	14.97	76.40	14.02	72.80	13.26
		566.2	91.50	17.75	86.30	16.84	81.90	15.87	79.80	15.07	76.40	14.17	72.80	13.34
		650.0	91.50	17.96	86.00	17.04	81.90	15.99	79.80	15.21	76.40	14.38	72.80	13.46
		199.6	91.00	15.82	86.00	14.89	81.90	13.99	79.80	13.37	76.40	12.37	72.80	11.81
	10	249.0	91.00	15.80	86.00	14.89	81.90	13.97	79.80	13.35	76.40	12.39	72.80	11.79
		499.0	91.50	15.69	86.60	14.84	81.90	13.87	79.80	13.26	76.40	12.54	72.80	11.69
		566.2	91.50	15.79	86.30	14.87	81.90	13.92	79.80	13.31	76.40	12.34	72.80	11.74
		650.0	91.50	15.93	86.00	14.92	81.90	13.99	79.80	13.38	76.40	12.06	72.80	11.81
		199.6	91.50	14.42	86.30	13.47	81.90	12.57	79.80	12.09	76.40	11.06	72.80	10.69
	15	249.0	91.50	14.32	86.30	13.37	81.90	12.47	79.80	11.99	76.40	11.06	72.80	10.61
		499.0	91.50	13.84	86.30	12.92	81.90	11.97	79.80	11.54	76.40	11.06	72.80	10.16
		566.2	91.50	13.84	86.30	12.92	81.90	11.97	79.80	11.54	76.40	10.59	72.80	10.16
		650.0	91.50	13.84	86.30	12.92	81.90	11.97	79.80	11.54	76.40	9.95	72.80	10.16
		199.6	91.50	12.57	86.30	11.66	81.90	11.19	79.80	10.69	76.40	10.29	72.80	9.21
	20	249.0	91.50	12.47	86.30	11.56	81.90	11.09	79.80	10.61	76.40	10.19	72.80	9.21
		499.0	91.50	11.97	86.30	11.06	81.90	10.59	79.80	10.16	76.40	9.69	72.80	9.21
		566.2	91.50	11.97	86.30	11.06	81.90	10.59	79.80	10.16	76.40	9.69	72.80	9.21
		650.0	91.50	11.97	86.30	11.06	81.90	10.59	79.80	10.16	76.40	9.69	72.80	9.21
		199.6	91.50	11.19	86.30	10.16	81.90	9.81	79.80	9.21	76.40	8.78	72.80	8.31
	25	249.0	91.50	11.09	86.30	10.16	81.90	9.71	79.80	9.21	76.40	8.78	72.80	8.31
		499.0	91.50	10.59	86.30	10.16	81.90	9.21	79.80	9.21	76.40	8.78	72.80	8.31
		566.2	91.50	10.59	86.30	10.16	81.90	9.21	79.80	9.21	76.40	8.78	72.80	8.31
		650.0	91.50	10.59	86.30	10.16	81.90	9.21	79.80	9.21	76.40	8.78	72.80	8.31
		199.6	91.50	10.29	86.30	9.31	81.90	8.89	79.80	8.31	76.40	8.41	72.80	7.93
	30	249.0	91.50	10.19	86.30	9.23	81.90	8.79	79.80	8.31	76.40	8.31	72.80	7.83
		499.0	91.50	9.69	86.30	8.78	81.90	8.31	79.80	8.31	76.40	7.81	72.80	7.39
		566.2	91.50	9.69	86.30	8.78	81.90	8.31	79.80	8.31	76.40	7.81	72.80	7.39
		650.0	91.50	9.69	86.30	8.78	81.90	8.31	79.80	8.31	76.40	7.81	72.80	7.39
		199.6	91.50	9.31	86.30	8.31	81.90	7.81	79.80	7.93	76.40	7.39	72.80	6.91
	35	249.0	91.50	9.23	86.30	8.31	81.90	7.81	79.80	7.83	76.40	7.39	72.80	6.91
		499.0	91.50	8.78	86.30	8.31	81.90	7.81	79.80	7.39	76.40	7.39	72.80	6.91
		566.2	91.50	8.78	86.30	8.31	81.90	7.81	79.80	7.39	76.40	7.39	72.80	6.91
		650.0	91.50	8.78	86.30	8.31	81.90	7.81	79.80	7.39	76.40	7.39	72.80	6.91
		199.6	91.50	8.41	86.30	7.93	81.90	7.51	79.80	6.91	76.40	7.03	72.80	6.43
	40	249.0	91.50	8.31	86.30	7.83	81.90	7.41	79.80	6.91	76.40	6.93	72.80	6.43
		499.0	91.50	7.81	86.30	7.39	81.90	6.91	79.80	6.91	76.40	6.43	72.80	6.43
		566.2	91.50	7.81	86.30	7.39	81.90	6.91	79.80	6.91	76.40	6.43	72.80	6.43
650.0		91.50	7.81	86.30	7.39	81.90	6.91	79.80	6.91	76.40	6.43	72.80	6.43	
199.6		91.50	7.51	86.30	7.63	81.90	7.14	79.80	5.91	76.40	6.66	72.80	6.01	
45	249.0	91.50	7.41	86.30	7.43	81.90	6.96	79.80	6.01	76.40	6.48	72.80	6.01	
	499.0	91.50	6.91	86.30	6.43	81.90	6.01	79.80	6.43	76.40	5.53	72.80	6.01	
	566.2	91.50	6.91	86.30	6.43	81.90	6.01	79.80	6.43	76.40	5.53	72.80	6.01	

7. Capacity Tables

Combi. (%)	Inlet Water Temp. (°C)	Water Flow Rate (LPM)	Indoor Air Temp. (°C, DB)											
			16.0		18.0		20.0		21.0		22.0		24.0	
			TC	PI	TC	PI	TC	PI	TC	PI	TC	PI	TC	PI
50	45	650.0	91.50	6.91	86.30	6.43	81.90	6.01	79.80	6.43	76.40	5.53	72.80	6.01

Note

- TC: Total Capacity(kW), PI : Power Input(kW)
- Capacity tables show the average value of conditions which may occur.
- The minimum flow rate of the product is based on 50% of the rated flow rate or the value indicated in the specification table, whichever is greater.
However, when the 'Variable Water Flow Valve Control KIT' is applied, the minimum flow rate is allowed to 40% (gray colored area) of the rated flow rate.
- If the flow rate is less than minimum flow rate and the indoor unit combination ratio exceeds 130%, ask to LG Electronics even if the 'Variable Water Flow Valve Control KIT' is applied.

7. Capacity Tables

CRWM540LAS5

Combi. (%)	Inlet Water Temp. (°C)	Water Flow Rate (LPM)	Indoor Air Temp. (°C, DB)											
			16.0		18.0		20.0		21.0		22.0		24.0	
			TC	PI	TC	PI	TC	PI	TC	PI	TC	PI	TC	PI
130	-5	207.6	80.50	30.24	79.90	28.49	79.40	26.50	78.30	25.72	79.30	25.06	77.00	22.47
		259.5	82.90	30.68	82.10	28.96	81.60	26.97	80.50	26.19	81.50	25.51	79.20	22.89
		519.0	94.20	32.86	93.40	31.23	92.90	29.38	91.60	28.54	92.60	27.73	90.40	24.90
		591.2	104.2	34.95	103.1	33.35	102.6	31.67	101.3	30.82	102.6	29.93	99.90	26.84
		650.0	115.5	37.37	114.0	35.81	113.5	34.33	112.2	33.46	113.9	32.47	110.6	29.08
	0	207.6	143.7	41.37	140.4	40.14	137.4	38.83	134.5	37.74	135.0	36.70	128.8	32.85
		259.5	144.5	41.47	141.2	40.22	138.2	38.93	135.3	37.84	135.8	36.78	129.6	32.93
		519.0	148.2	41.92	144.5	40.64	141.5	39.39	138.5	38.29	139.0	37.19	132.8	33.35
		591.2	150.4	41.92	146.6	40.64	143.6	39.39	140.4	38.29	141.0	37.19	134.7	33.35
		650.0	152.8	41.92	149.0	40.64	146.0	39.39	142.6	38.29	143.2	37.19	136.9	33.35
	5	207.6	207.1	44.46	203.9	43.36	199.6	42.26	194.7	41.06	189.3	39.93	179.0	35.76
		259.5	207.7	44.62	204.2	43.54	199.6	42.44	194.7	41.24	189.3	40.09	179.0	35.92
		519.0	210.6	45.45	205.7	44.38	199.8	43.33	194.7	42.13	189.3	40.93	179.0	36.70
		591.2	211.9	45.76	206.3	44.67	199.8	43.62	194.7	42.42	189.3	41.22	179.0	36.95
		650.0	213.5	46.12	206.9	45.01	199.8	43.96	194.7	42.76	189.3	41.56	179.0	37.25
	10	207.6	207.3	40.46	203.9	39.10	199.0	38.37	193.9	37.51	188.7	36.22	178.2	32.69
		259.5	208.4	40.41	204.7	39.13	199.8	38.42	194.7	37.51	189.3	36.20	178.8	32.67
		519.0	213.5	40.09	208.7	39.28	203.0	38.73	197.9	37.45	192.2	36.10	181.7	32.57
		591.2	214.6	40.64	210.1	39.83	204.4	38.89	198.7	37.59	193.6	36.70	182.8	34.11
		650.0	215.8	41.28	211.7	40.47	206.0	39.07	199.7	37.75	195.2	37.40	184.0	35.90
	15	207.6	207.6	36.46	204.1	34.91	198.2	34.53	193.0	33.95	187.9	32.51	177.4	29.64
		259.5	209.0	36.17	205.4	34.78	199.6	34.48	194.4	33.74	189.2	32.30	178.7	29.43
		519.0	216.2	34.66	211.7	34.16	206.3	34.16	200.9	32.72	195.2	31.26	184.7	28.38
		591.2	217.3	35.49	213.8	34.95	208.7	34.16	203.0	32.72	197.9	32.17	186.8	31.26
		650.0	218.5	36.46	216.2	35.86	211.5	34.16	205.4	32.72	200.9	33.24	189.2	34.58
	20	207.6	215.5	33.45	211.7	31.89	206.0	31.20	200.3	30.19	194.4	29.53	183.0	28.62
		259.5	216.9	33.26	213.1	31.87	207.4	31.18	201.7	30.30	195.8	29.69	184.4	28.43
		519.0	224.1	32.27	220.1	31.78	213.9	31.07	208.2	30.82	203.0	30.53	191.4	27.44
		591.2	224.9	32.27	221.7	31.78	216.5	31.26	210.3	30.82	204.6	30.53	193.0	29.17
		650.0	225.9	32.27	223.5	31.78	219.5	31.48	212.7	30.82	206.4	30.53	194.8	31.16
	25	207.6	227.6	31.89	221.7	30.97	216.5	30.45	212.3	29.95	207.6	29.51	195.7	27.57
		259.5	227.6	31.79	221.7	30.92	216.5	30.35	212.3	29.85	207.6	29.41	195.7	27.47
		519.0	227.6	31.26	221.7	30.71	216.5	29.82	212.3	29.38	207.6	28.88	195.7	26.94
		591.2	227.6	30.82	221.7	29.93	216.5	29.38	212.3	28.88	207.6	28.38	195.7	26.50
		650.0	227.6	30.32	221.7	29.02	216.5	28.88	212.3	28.32	207.6	27.82	195.7	26.00
	30	207.6	227.6	31.07	221.7	29.53	216.5	29.25	212.3	28.49	207.6	28.18	195.7	26.24
		259.5	227.6	30.86	221.7	29.48	216.5	29.12	212.3	28.41	207.6	27.97	195.7	26.03
		519.0	227.6	29.82	221.7	29.27	216.5	28.38	212.3	27.94	207.6	26.94	195.7	25.04
		591.2	227.6	29.38	221.7	28.49	216.5	27.94	212.3	27.44	207.6	26.94	195.7	25.04
		650.0	227.6	28.88	221.7	27.58	216.5	27.44	212.3	26.88	207.6	26.94	195.7	25.04
	35	207.6	227.6	29.64	221.7	28.64	216.5	28.07	212.3	27.05	207.6	26.11	195.7	24.28
		259.5	227.6	29.43	221.7	28.51	216.5	27.97	212.3	26.97	207.6	26.01	195.7	24.09
		519.0	227.6	28.38	221.7	27.83	216.5	27.44	212.3	26.50	207.6	25.49	195.7	23.10
		591.2	227.6	28.38	221.7	27.54	216.5	26.94	212.3	26.00	207.6	25.04	195.7	23.10
		650.0	227.6	28.38	221.7	27.22	216.5	26.38	212.3	25.44	207.6	24.54	195.7	23.10
	40	207.6	227.6	28.62	221.7	27.71	216.5	27.18	212.3	26.24	207.6	25.30	195.7	22.84
		259.5	227.6	28.43	221.7	27.58	216.5	26.99	212.3	26.03	207.6	25.09	195.7	22.66
		519.0	227.6	27.44	221.7	26.84	216.5	26.00	212.3	25.04	207.6	24.05	195.7	21.67
		591.2	227.6	26.94	221.7	26.40	216.5	26.00	212.3	25.04	207.6	24.05	195.7	21.67
		650.0	227.6	26.38	221.7	25.90	216.5	26.00	212.3	25.04	207.6	24.05	195.7	21.67
45	207.6	227.6	27.68	221.7	26.76	216.5	26.35	212.3	25.41	207.6	24.41	195.7	21.40	
	259.5	227.6	27.49	221.7	26.63	216.5	26.06	212.3	25.12	207.6	24.12	195.7	21.22	
	519.0	227.6	26.50	221.7	25.90	216.5	24.54	212.3	23.60	207.6	22.61	195.7	20.23	
	591.2	227.6	25.49	221.7	25.25	216.5	25.04	212.3	24.05	207.6	23.10	195.7	20.23	

7. Capacity Tables

Combi. (%)	Inlet Water Temp. (°C)	Water Flow Rate (LPM)	Indoor Air Temp. (°C, DB)											
			16.0		18.0		20.0		21.0		22.0		24.0	
			TC	PI	TC	PI	TC	PI	TC	PI	TC	PI	TC	PI
130	45	650.0	227.6	24.32	221.7	24.50	216.5	25.62	212.3	24.57	207.6	23.68	195.7	20.23
120	-5	207.6	76.40	30.24	75.90	28.49	75.40	26.50	74.50	25.38	75.10	24.65	73.20	22.06
		259.5	78.60	30.68	78.10	28.96	77.60	26.97	76.70	25.85	77.30	25.10	75.30	22.48
		519.0	89.60	32.86	88.80	31.23	88.30	29.38	87.20	28.12	88.00	27.34	85.60	24.49
		591.2	98.80	34.95	98.00	33.35	97.50	31.67	96.40	30.37	97.20	29.48	94.50	26.40
		650.0	109.1	37.37	108.3	35.81	107.8	34.33	106.7	32.97	107.5	31.96	104.6	28.62
	0	207.6	136.6	41.37	133.4	40.14	130.4	38.83	128.0	37.19	128.0	36.15	122.0	32.31
		259.5	137.4	41.47	134.2	40.22	131.2	38.93	128.6	37.29	128.6	36.23	122.6	32.39
		519.0	140.7	41.92	137.4	40.64	134.5	39.39	131.7	37.74	131.7	36.64	125.8	32.82
		591.2	142.8	41.92	139.6	40.64	136.6	39.39	133.7	37.74	133.6	36.64	127.7	32.82
		650.0	145.2	41.92	142.0	40.64	139.0	39.39	135.9	37.74	135.8	36.64	129.9	32.82
	5	207.6	197.1	44.46	194.1	43.36	189.8	42.26	185.2	40.46	179.5	39.33	169.6	35.23
		259.5	197.7	44.62	194.4	43.54	189.8	42.44	185.2	40.64	179.5	39.49	169.6	35.39
		519.0	200.6	45.45	196.0	44.38	189.8	43.33	185.2	41.53	179.5	40.33	169.6	36.10
		591.2	201.7	45.76	194.7	44.67	189.8	43.62	185.2	41.82	179.5	40.64	169.6	36.35
		650.0	202.9	46.12	193.3	45.01	189.8	43.96	185.2	42.16	179.5	41.00	169.6	36.65
	10	207.6	197.9	39.94	194.1	38.84	189.3	38.05	184.7	36.90	179.0	35.68	169.3	32.07
		259.5	198.7	40.07	194.9	38.97	189.8	38.16	185.2	36.95	179.5	35.66	169.6	32.10
		519.0	202.5	40.64	198.2	39.59	192.0	38.73	187.4	37.14	181.4	35.55	171.4	32.27
		591.2	203.6	40.48	197.4	39.59	192.8	38.89	188.2	37.30	182.2	35.70	172.2	33.35
		650.0	204.8	40.30	196.6	39.59	193.8	39.07	189.2	37.48	183.2	35.88	173.2	34.60
	15	207.6	198.4	35.44	194.4	34.37	188.7	33.85	184.2	33.35	178.5	32.01	168.7	29.01
		259.5	199.5	35.49	195.5	34.45	189.5	33.90	185.0	33.25	179.3	31.81	169.5	28.91
		519.0	204.1	35.80	200.3	34.76	194.1	34.16	189.3	32.72	183.1	30.82	173.3	28.38
		591.2	205.2	35.26	200.1	34.45	195.7	34.16	190.9	32.72	184.7	30.82	174.9	30.32
		650.0	206.4	34.64	199.9	34.09	197.5	34.16	192.7	32.72	186.5	30.82	176.7	32.56
	20	207.6	203.9	31.86	200.1	30.50	194.1	29.69	188.7	29.27	182.5	28.91	172.8	27.44
		259.5	205.0	31.86	201.2	30.60	194.9	29.80	189.8	29.37	183.6	28.89	173.6	27.36
		519.0	210.4	31.86	206.0	31.07	199.3	30.32	194.7	29.82	188.2	28.78	177.9	26.94
		591.2	211.4	31.57	205.8	30.82	200.9	30.32	195.7	29.82	189.3	28.88	179.0	27.94
		650.0	212.6	31.25	205.6	30.52	202.7	30.32	196.9	29.82	190.5	29.00	180.2	29.09
	25	207.6	213.8	30.14	207.6	28.73	200.9	28.18	196.6	27.57	191.4	27.05	180.9	25.17
		259.5	213.8	30.06	207.6	28.70	200.9	28.15	196.6	27.47	191.4	26.97	180.9	25.07
		519.0	214.4	29.58	207.6	28.49	200.9	27.94	196.6	26.94	191.4	26.50	180.9	24.54
		591.2	215.0	28.49	207.6	27.73	200.9	27.44	196.6	26.94	191.4	26.00	180.9	24.54
		650.0	215.6	27.22	207.6	26.86	200.9	26.88	196.6	26.94	191.4	25.44	180.9	24.54
	30	207.6	215.0	28.83	207.6	27.39	200.9	26.61	196.6	25.61	191.4	25.30	180.9	23.23
		259.5	215.0	28.62	207.6	27.26	200.9	26.51	196.6	25.51	191.4	25.09	180.9	23.13
		519.0	215.0	27.63	207.6	26.58	200.9	26.00	196.6	25.04	191.4	24.05	180.9	22.61
		591.2	215.0	26.74	207.6	26.00	200.9	25.49	196.6	25.04	191.4	24.05	180.9	22.16
		650.0	215.0	25.71	207.6	25.34	200.9	24.89	196.6	25.04	191.4	24.05	180.9	21.66
	35	207.6	215.0	27.52	207.6	26.03	200.9	25.30	196.6	24.28	191.4	23.34	180.9	21.27
		259.5	215.0	27.21	207.6	25.84	200.9	25.09	196.6	24.09	191.4	23.15	180.9	21.19
		519.0	215.0	25.59	207.6	24.85	200.9	24.05	196.6	23.10	191.4	22.16	180.9	20.72
		591.2	215.0	25.30	207.6	24.65	200.9	24.05	196.6	23.10	191.4	22.16	180.9	20.23
		650.0	215.0	24.98	207.6	24.41	200.9	24.05	196.6	23.10	191.4	22.16	180.9	19.67
	40	207.6	215.0	26.71	207.6	24.83	200.9	23.86	196.6	22.84	191.4	21.90	180.9	19.84
		259.5	215.0	26.29	207.6	24.59	200.9	23.65	196.6	22.66	191.4	21.71	180.9	19.74
		519.0	215.0	24.15	207.6	23.39	200.9	22.61	196.6	21.67	191.4	20.72	180.9	19.26
591.2		215.0	23.86	207.6	23.10	200.9	22.61	196.6	21.67	191.4	20.72	180.9	18.77	
650.0		215.0	23.54	207.6	22.78	200.9	22.61	196.6	21.67	191.4	20.72	180.9	18.21	
45	207.6	215.0	25.88	207.6	23.65	200.9	22.40	196.6	21.40	191.4	20.46	180.9	18.40	
	259.5	215.0	25.36	207.6	23.37	200.9	22.19	196.6	21.22	191.4	20.25	180.9	18.30	
	519.0	215.0	22.71	207.6	21.96	200.9	21.17	196.6	20.23	191.4	19.26	180.9	17.82	
	591.2	215.0	22.40	207.6	21.56	200.9	21.17	196.6	20.23	191.4	19.26	180.9	17.33	

7. Capacity Tables

Combi. (%)	Inlet Water Temp. (°C)	Water Flow Rate (LPM)	Indoor Air Temp. (°C, DB)											
			16.0		18.0		20.0		21.0		22.0		24.0	
			TC	PI	TC	PI	TC	PI	TC	PI	TC	PI	TC	PI
120	45	650.0	215.0	22.04	207.6	21.12	200.9	21.17	196.6	20.23	191.4	19.26	180.9	16.77
110	-5	207.6	72.40	30.63	71.80	28.49	71.50	26.50	70.70	25.38	70.80	24.65	69.40	22.06
		259.5	74.50	31.07	73.90	28.96	73.60	26.97	72.80	25.85	72.90	25.10	71.30	22.48
		519.0	84.70	33.27	84.20	31.23	83.70	29.38	82.90	28.12	82.90	27.34	81.20	24.49
		591.2	93.40	35.41	92.90	33.35	92.40	31.67	91.50	30.37	91.50	29.48	89.60	26.40
		650.0	103.1	37.89	102.6	35.81	102.1	34.33	101.2	32.97	101.2	31.96	99.10	28.62
	0	207.6	129.3	41.92	126.4	40.14	123.9	38.83	121.5	37.19	120.4	36.15	115.8	32.31
		259.5	129.9	42.00	127.0	40.22	124.5	38.93	122.1	37.29	121.0	36.23	116.4	32.39
		519.0	133.1	42.42	130.2	40.64	127.4	39.39	125.0	37.74	123.9	36.64	119.1	32.82
		591.2	135.0	42.42	132.3	40.64	129.4	39.39	126.9	37.74	125.8	36.64	120.9	32.82
		650.0	137.2	42.42	134.7	40.64	131.6	39.39	129.1	37.74	128.0	36.64	123.1	32.82
	5	207.6	188.7	45.06	184.1	43.36	179.8	42.26	175.8	40.46	169.0	39.33	160.7	35.23
		259.5	189.2	45.22	184.4	43.54	179.8	42.44	175.8	40.64	169.0	39.49	160.7	35.39
		519.0	191.7	46.05	186.0	44.38	180.1	43.33	175.8	41.53	169.0	40.33	160.7	36.10
		591.2	192.8	46.36	186.3	44.67	180.1	43.62	175.8	41.82	169.0	40.64	160.7	36.35
		650.0	194.0	46.72	186.7	45.01	180.1	43.96	175.8	42.16	169.0	41.00	160.7	36.65
	10	207.6	189.3	40.41	184.7	39.02	179.6	38.18	175.5	36.90	168.7	35.68	160.6	32.07
		259.5	189.9	40.46	185.2	39.12	179.9	38.28	175.8	36.95	169.0	35.66	160.9	32.10
		519.0	192.8	40.77	187.1	39.59	180.9	38.73	176.9	37.14	170.1	35.55	161.5	32.27
		591.2	193.9	40.77	187.9	39.59	181.7	38.63	177.1	37.04	170.4	35.70	162.0	32.62
		650.0	195.1	40.77	188.9	39.59	182.7	38.51	177.5	36.92	170.8	35.88	162.6	33.02
	15	207.6	189.8	35.75	184.9	34.76	179.5	34.16	175.2	33.35	168.5	32.01	160.4	29.01
		259.5	190.6	35.70	185.5	34.76	180.0	34.16	175.7	33.25	169.0	31.81	160.7	28.91
		519.0	193.9	35.49	188.2	34.76	182.2	34.16	177.9	32.72	171.2	30.82	162.3	28.38
		591.2	194.9	35.26	189.3	34.45	183.1	33.71	178.5	32.27	171.7	30.82	163.3	28.88
		650.0	196.1	35.00	190.5	34.09	184.1	33.21	179.1	31.77	172.3	30.82	164.5	29.46
	20	207.6	193.3	30.86	188.2	30.13	182.0	29.38	177.1	28.88	170.7	28.07	161.7	26.24
		259.5	194.1	30.91	188.7	30.13	182.5	29.38	177.7	28.88	171.2	27.97	162.2	26.21
		519.0	198.5	31.18	191.4	30.13	184.7	29.38	180.6	28.88	173.3	27.44	164.9	26.00
		591.2	199.8	31.18	192.8	30.13	185.8	29.38	180.9	28.38	174.2	27.44	165.3	26.00
		650.0	201.4	31.18	194.4	30.13	187.0	29.38	181.3	27.82	175.2	27.44	165.7	26.00
	25	207.6	199.5	28.09	193.6	27.05	185.8	26.61	181.7	25.61	175.3	24.67	166.0	22.61
		259.5	199.8	28.04	193.6	26.97	185.8	26.51	181.7	25.51	175.3	24.57	166.0	22.61
		519.0	201.4	27.83	193.6	26.50	185.8	26.00	181.7	25.04	175.3	24.05	166.0	22.61
		591.2	202.5	27.83	193.6	26.58	185.8	25.49	181.7	25.04	175.3	23.60	166.0	22.16
		650.0	203.7	27.83	193.6	26.68	185.8	24.89	181.7	25.04	175.3	23.10	166.0	21.66
	30	207.6	202.5	25.61	193.6	24.67	185.8	23.73	181.7	23.23	175.3	21.79	166.0	20.34
		259.5	202.5	25.51	193.6	24.57	185.8	23.63	181.7	23.13	175.3	21.69	166.0	20.24
		519.0	202.5	25.04	193.6	24.05	185.8	23.10	181.7	22.61	175.3	21.17	166.0	19.71
		591.2	202.5	24.85	193.6	23.60	185.8	22.61	181.7	22.16	175.3	21.17	166.0	19.71
		650.0	202.5	24.65	193.6	23.10	185.8	22.05	181.7	21.66	175.3	21.17	166.0	19.71
	35	207.6	202.5	24.28	193.6	22.71	185.8	21.79	181.7	20.83	175.3	19.84	166.0	18.40
		259.5	202.5	24.09	193.6	22.63	185.8	21.69	181.7	20.73	175.3	19.74	166.0	18.30
		519.0	202.5	23.10	193.6	22.16	185.8	21.17	181.7	20.23	175.3	19.26	166.0	17.82
		591.2	202.5	22.50	193.6	21.67	185.8	20.72	181.7	20.23	175.3	19.26	166.0	17.82
		650.0	202.5	21.82	193.6	21.11	185.8	20.22	181.7	20.23	175.3	19.26	166.0	17.82
	40	207.6	202.5	22.84	193.6	21.90	185.8	20.46	181.7	19.39	175.3	18.40	166.0	16.94
		259.5	202.5	22.66	193.6	21.71	185.8	20.25	181.7	19.29	175.3	18.30	166.0	16.86
		519.0	202.5	21.67	193.6	20.72	185.8	19.26	181.7	18.77	175.3	17.82	166.0	16.39
591.2		202.5	21.35	193.6	20.23	185.8	19.26	181.7	18.27	175.3	17.33	166.0	15.89	
650.0		202.5	20.99	193.6	19.67	185.8	19.26	181.7	17.71	175.3	16.77	166.0	15.33	
45	207.6	202.5	21.40	193.6	21.09	185.8	19.13	181.7	17.95	175.3	16.94	166.0	15.50	
	259.5	202.5	21.22	193.6	20.78	185.8	18.84	181.7	17.85	175.3	16.86	166.0	15.42	
	519.0	202.5	20.23	193.6	19.26	185.8	17.33	181.7	17.33	175.3	16.39	166.0	14.95	
	591.2	202.5	20.23	193.6	18.77	185.8	17.82	181.7	16.39	175.3	15.39	166.0	13.93	

7. Capacity Tables

Combi. (%)	Inlet Water Temp. (°C)	Water Flow Rate (LPM)	Indoor Air Temp. (°C, DB)											
			16.0		18.0		20.0		21.0		22.0		24.0	
			TC	PI	TC	PI	TC	PI	TC	PI	TC	PI	TC	PI
110	45	650.0	202.5	20.23	193.6	18.21	185.8	18.40	181.7	15.30	175.3	14.24	166.0	12.76
100	-5	207.6	68.30	30.63	67.80	28.88	67.50	26.50	67.00	25.38	66.40	24.25	65.10	22.06
		259.5	70.20	31.07	69.70	29.35	69.40	26.97	68.90	25.85	68.30	24.70	67.00	22.48
		519.0	80.20	33.27	79.60	31.62	79.10	29.38	78.30	28.12	77.70	26.94	76.40	24.49
		591.2	88.50	35.41	87.80	33.82	87.20	31.67	86.60	30.37	85.90	29.04	84.30	26.40
		650.0	98.00	37.89	96.90	36.36	96.30	34.33	96.10	32.97	95.00	31.46	93.20	28.62
	0	207.6	122.3	41.92	119.6	40.67	117.1	38.83	115.0	37.19	112.9	35.60	109.1	32.31
		259.5	122.9	42.00	120.2	40.75	117.7	38.93	115.6	37.29	113.5	35.68	109.6	32.39
		519.0	125.8	42.42	123.1	41.19	120.4	39.39	118.3	37.74	116.4	36.10	112.3	32.82
		591.2	127.7	42.42	125.0	41.19	122.3	39.39	120.1	37.74	118.0	36.10	113.9	32.82
		650.0	129.9	42.42	127.2	41.19	124.5	39.39	122.3	37.74	119.8	36.10	115.7	32.82
	5	207.6	180.4	45.06	174.4	43.96	169.8	42.26	166.6	40.46	158.5	38.73	151.2	35.23
		259.5	180.9	45.22	174.7	44.12	169.8	42.44	166.6	40.64	158.5	38.89	151.2	35.39
		519.0	183.6	46.05	176.0	44.96	170.1	43.33	166.6	41.53	158.5	39.73	151.2	36.10
		591.2	184.7	46.36	176.3	45.27	170.1	43.62	166.6	41.82	158.5	39.99	151.2	36.35
		650.0	185.9	46.72	176.7	45.63	170.1	43.96	166.6	42.16	158.5	40.29	151.2	36.65
	10	207.6	181.4	40.30	175.0	39.41	170.1	38.18	166.6	36.90	158.5	35.07	151.2	32.07
		259.5	181.7	40.46	175.3	39.52	170.1	38.28	166.6	36.95	158.5	35.10	151.2	32.10
		519.0	183.6	41.22	176.1	40.04	170.1	38.73	166.6	37.14	158.5	35.26	151.2	32.27
		591.2	184.9	41.08	176.9	40.04	170.1	38.63	166.6	37.04	158.5	35.15	151.2	32.12
		650.0	186.5	40.94	177.9	40.04	170.1	38.51	166.6	36.92	158.5	35.03	151.2	31.94
	15	207.6	182.3	35.52	175.7	34.92	170.1	34.16	166.6	33.35	158.5	31.39	151.2	29.01
		259.5	182.6	35.68	175.7	34.95	170.1	34.16	166.6	33.25	158.5	31.29	151.2	28.91
		519.0	183.6	36.41	176.3	35.05	170.1	34.16	166.6	32.72	158.5	30.82	151.2	28.38
		591.2	185.2	35.80	177.1	34.76	170.1	33.71	166.6	32.27	158.5	30.32	151.2	27.94
		650.0	187.0	35.11	178.1	34.44	170.1	33.21	166.6	31.77	158.5	29.76	151.2	27.44
	20	207.6	183.3	30.39	176.6	29.61	170.1	28.88	166.6	28.49	158.5	26.61	151.2	25.30
		259.5	183.9	30.50	176.6	29.64	170.1	28.88	166.6	28.41	158.5	26.51	151.2	25.09
		519.0	186.8	31.07	177.1	29.72	170.1	28.88	166.6	27.94	158.5	26.00	151.2	24.05
		591.2	187.9	30.53	178.8	29.48	170.1	28.38	166.6	27.44	158.5	25.49	151.2	23.60
		650.0	189.1	29.91	180.6	29.22	170.1	27.82	166.6	26.88	158.5	24.89	151.2	23.10
	25	207.6	185.5	26.56	179.5	25.74	170.1	24.67	166.6	23.73	158.5	22.29	151.2	20.23
		259.5	186.1	26.59	179.5	25.63	170.1	24.57	166.6	23.63	158.5	22.19	151.2	20.23
		519.0	189.0	26.69	179.5	25.04	170.1	24.05	166.6	23.10	158.5	21.67	151.2	20.23
		591.2	189.8	26.09	179.5	24.85	170.1	23.60	166.6	22.61	158.5	21.67	151.2	19.71
		650.0	190.8	25.41	179.5	24.65	170.1	23.10	166.6	22.05	158.5	21.67	151.2	19.11
	30	207.6	189.8	24.17	179.5	22.29	170.1	20.75	166.6	20.34	158.5	18.77	151.2	17.95
		259.5	189.8	24.07	179.5	22.19	170.1	20.72	166.6	20.24	158.5	18.77	151.2	17.85
		519.0	189.8	23.60	179.5	21.67	170.1	20.52	166.6	19.71	158.5	18.77	151.2	17.33
		591.2	189.8	23.10	179.5	21.67	170.1	20.23	166.6	19.71	158.5	18.27	151.2	17.33
		650.0	189.8	22.54	179.5	21.67	170.1	19.91	166.6	19.71	158.5	17.71	151.2	17.33
	35	207.6	189.8	22.40	179.5	20.46	170.1	18.32	166.6	17.95	158.5	16.94	151.2	15.50
		259.5	189.8	22.19	179.5	20.25	170.1	18.29	166.6	17.85	158.5	16.86	151.2	15.42
		519.0	189.8	21.17	179.5	19.26	170.1	18.08	166.6	17.33	158.5	16.39	151.2	14.95
		591.2	189.8	21.17	179.5	19.26	170.1	17.82	166.6	17.33	158.5	16.39	151.2	14.95
		650.0	189.8	21.17	179.5	19.26	170.1	17.52	166.6	17.33	158.5	16.39	151.2	14.95
	40	207.6	189.8	20.96	179.5	19.00	170.1	16.44	166.6	16.02	158.5	15.06	151.2	14.06
		259.5	189.8	20.75	179.5	18.81	170.1	16.39	166.6	15.92	158.5	14.96	151.2	13.96
		519.0	189.8	19.71	179.5	17.82	170.1	16.18	166.6	15.39	158.5	14.45	151.2	13.49
591.2		189.8	19.26	179.5	17.82	170.1	15.89	166.6	15.39	158.5	14.45	151.2	13.49	
650.0		189.8	18.76	179.5	17.82	170.1	15.57	166.6	15.39	158.5	14.45	151.2	13.49	
45	207.6	189.8	19.52	179.5	17.56	170.1	14.48	166.6	14.06	158.5	13.12	151.2	12.62	
	259.5	189.8	19.31	179.5	17.38	170.1	14.45	166.6	13.96	158.5	13.02	151.2	12.52	
	519.0	189.8	18.27	179.5	16.39	170.1	14.24	166.6	13.49	158.5	12.49	151.2	12.05	
	591.2	189.8	17.33	179.5	16.39	170.1	13.93	166.6	13.49	158.5	12.49	151.2	12.05	

7. Capacity Tables

Combi. (%)	Inlet Water Temp. (°C)	Water Flow Rate (LPM)	Indoor Air Temp. (°C, DB)											
			16.0		18.0		20.0		21.0		22.0		24.0	
			TC	PI	TC	PI	TC	PI	TC	PI	TC	PI	TC	PI
100	45	650.0	189.8	16.24	179.5	16.39	170.1	13.57	166.6	13.49	158.5	12.49	151.2	12.05
90	-5	207.6	64.50	28.44	62.60	25.90	60.70	22.74	60.20	21.69	59.70	20.91	58.80	18.76
		259.5	66.40	28.86	64.50	26.32	62.40	23.16	61.90	22.08	61.60	21.30	60.40	19.10
		519.0	75.60	30.87	73.20	28.33	71.00	25.25	70.50	24.05	70.20	23.21	68.60	20.81
		591.2	83.50	32.82	80.80	30.32	78.50	27.23	77.80	25.95	77.50	24.99	75.90	22.45
		650.0	92.40	35.10	89.30	32.62	87.00	29.53	86.10	28.17	85.80	27.04	84.20	24.36
	0	207.6	115.5	38.73	110.2	36.35	105.0	33.37	103.4	31.83	101.8	30.63	98.00	27.52
		259.5	116.1	38.81	110.7	36.43	105.6	33.45	103.9	31.91	102.3	30.71	98.50	27.58
		519.0	118.8	39.23	113.4	36.85	108.3	33.82	106.4	32.27	104.8	31.07	101.0	27.89
		591.2	120.7	39.23	115.0	36.85	109.9	33.82	108.0	32.27	106.4	31.07	102.6	27.89
		650.0	122.9	39.23	116.8	36.85	111.7	33.82	109.8	32.27	108.2	31.07	104.4	27.89
	5	207.6	163.1	41.58	157.9	39.25	152.8	36.33	149.6	34.63	143.1	33.33	136.3	29.93
		259.5	163.3	41.74	157.9	39.41	152.8	36.48	149.6	34.78	143.1	33.48	136.3	30.06
		519.0	163.9	42.52	157.4	40.17	152.8	37.19	149.6	35.49	143.1	34.21	136.3	30.68
		591.2	164.9	42.78	157.7	40.43	152.8	37.50	149.6	35.75	143.1	34.45	136.3	30.92
		650.0	166.1	43.08	158.1	40.73	152.8	37.86	149.6	36.05	143.1	34.73	136.3	31.20
	10	207.6	163.9	36.72	158.5	34.92	152.8	32.88	149.6	31.52	143.1	30.24	136.3	27.26
		259.5	163.9	36.75	158.3	34.95	152.8	32.91	149.6	31.55	143.1	30.22	136.3	27.29
		519.0	163.6	36.85	157.4	35.10	152.8	33.06	149.6	31.73	143.1	30.13	136.3	27.39
		591.2	164.7	36.75	157.9	35.00	152.8	32.96	149.6	31.62	143.1	30.22	136.3	27.49
		650.0	165.9	36.63	158.5	34.88	152.8	32.84	149.6	31.50	143.1	30.32	136.3	27.61
	15	207.6	164.9	31.80	159.0	30.66	152.8	29.51	149.6	28.49	143.1	27.18	136.3	24.67
		259.5	164.7	31.70	158.8	30.56	152.8	29.41	149.6	28.41	143.1	26.99	136.3	24.57
		519.0	163.4	31.18	157.7	30.03	152.8	28.88	149.6	27.94	143.1	26.00	136.3	24.05
		591.2	164.5	30.71	158.0	29.58	152.8	28.38	149.6	27.44	143.1	26.00	136.3	24.05
		650.0	165.7	30.17	158.4	29.08	152.8	27.82	149.6	26.88	143.1	26.00	136.3	24.05
	20	207.6	165.8	26.84	159.6	26.06	152.8	25.17	149.6	24.17	143.1	23.34	136.3	21.90
		259.5	165.8	26.84	159.3	26.01	152.8	25.07	149.6	24.07	143.1	23.15	136.3	21.71
		519.0	165.0	26.84	158.0	25.69	152.8	24.54	149.6	23.60	143.1	22.16	136.3	20.72
		591.2	165.5	26.40	158.5	25.49	152.8	24.54	149.6	23.60	143.1	22.16	136.3	20.72
		650.0	166.1	25.90	159.1	25.25	152.8	24.54	149.6	23.60	143.1	22.16	136.3	20.72
	25	207.6	168.5	23.45	161.7	22.21	152.8	21.27	149.6	20.23	143.1	19.39	136.3	17.95
		259.5	168.8	23.42	161.7	22.16	152.8	21.19	149.6	20.23	143.1	19.29	136.3	17.85
		519.0	170.6	23.21	161.7	21.96	152.8	20.72	149.6	20.23	143.1	18.77	136.3	17.33
		591.2	171.2	22.61	161.7	21.46	152.8	20.72	149.6	19.71	143.1	18.77	136.3	17.33
		650.0	171.8	21.93	161.7	20.90	152.8	20.72	149.6	19.11	143.1	18.77	136.3	17.33
	30	207.6	171.2	21.27	161.7	19.84	152.8	18.40	149.6	17.95	143.1	16.94	136.3	15.39
		259.5	171.2	21.19	161.7	19.74	152.8	18.30	149.6	17.85	143.1	16.86	136.3	15.39
		519.0	171.2	20.72	161.7	19.26	152.8	17.82	149.6	17.33	143.1	16.39	136.3	15.39
		591.2	171.2	20.23	161.7	18.77	152.8	17.82	149.6	17.33	143.1	16.39	136.3	14.95
		650.0	171.2	19.67	161.7	18.21	152.8	17.82	149.6	17.33	143.1	16.39	136.3	14.45
	35	207.6	171.2	19.39	161.7	17.95	152.8	16.52	149.6	16.02	143.1	15.06	136.3	14.06
		259.5	171.2	19.29	161.7	17.85	152.8	16.42	149.6	15.92	143.1	14.96	136.3	13.96
		519.0	171.2	18.77	161.7	17.33	152.8	15.89	149.6	15.39	143.1	14.45	136.3	13.49
		591.2	171.2	18.27	161.7	16.83	152.8	15.39	149.6	14.95	143.1	14.45	136.3	13.49
		650.0	171.2	17.71	161.7	16.27	152.8	14.83	149.6	14.45	143.1	14.45	136.3	13.49
	40	207.6	171.2	18.08	161.7	16.52	152.8	14.56	149.6	14.06	143.1	13.62	136.3	12.62
		259.5	171.2	17.87	161.7	16.42	152.8	14.46	149.6	13.96	143.1	13.52	136.3	12.52
		519.0	171.2	16.83	161.7	15.89	152.8	13.93	149.6	13.49	143.1	12.99	136.3	12.05
591.2		171.2	16.83	161.7	15.89	152.8	13.93	149.6	13.49	143.1	12.99	136.3	12.05	
650.0		171.2	16.83	161.7	15.89	152.8	13.93	149.6	13.49	143.1	12.99	136.3	12.05	
45	207.6	171.2	16.75	161.7	15.06	152.8	12.62	149.6	12.18	143.1	12.18	136.3	11.16	
	259.5	171.2	16.46	161.7	14.96	152.8	12.52	149.6	12.08	143.1	12.08	136.3	11.08	
	519.0	171.2	14.95	161.7	14.45	152.8	12.05	149.6	11.55	143.1	11.55	136.3	10.61	
	591.2	171.2	15.39	161.7	14.95	152.8	12.49	149.6	12.05	143.1	11.55	136.3	10.61	

7. Capacity Tables

Combi. (%)	Inlet Water Temp. (°C)	Water Flow Rate (LPM)	Indoor Air Temp. (°C, DB)											
			16.0		18.0		20.0		21.0		22.0		24.0	
			TC	PI	TC	PI	TC	PI	TC	PI	TC	PI	TC	PI
90	45	650.0	171.2	15.91	161.7	15.53	152.8	13.01	149.6	12.63	143.1	11.55	136.3	10.61
80	-5	207.6	61.00	20.26	57.20	19.50	54.20	18.66	53.50	18.03	53.20	17.20	52.10	15.84
		259.5	62.70	20.63	58.80	19.86	55.80	19.00	55.10	18.35	54.80	17.51	53.70	16.13
		519.0	71.30	22.50	67.00	21.61	63.20	20.67	62.60	19.97	62.40	19.08	61.00	17.53
		591.2	78.90	24.25	74.00	23.31	69.90	22.32	69.10	21.56	68.80	20.57	67.50	18.92
		650.0	87.40	26.28	81.90	25.28	77.60	24.23	76.40	23.41	76.10	22.30	74.80	20.53
	0	207.6	109.1	29.74	100.5	28.54	93.70	27.36	91.80	26.42	90.50	25.17	87.20	23.18
		259.5	109.6	29.82	101.0	28.62	94.20	27.42	92.30	26.48	91.00	25.23	87.70	23.23
		519.0	112.3	30.18	103.4	28.98	96.40	27.73	94.50	26.79	93.40	25.54	89.70	23.50
		591.2	113.9	30.18	105.0	28.98	98.00	27.73	96.10	26.79	94.80	25.54	91.20	23.50
		650.0	115.7	30.18	106.8	28.98	99.80	27.73	97.90	26.79	96.40	25.54	93.00	23.50
	5	207.6	150.7	32.33	142.3	31.13	136.1	29.72	133.1	28.72	127.4	27.39	121.0	25.20
		259.5	151.0	32.49	142.6	31.26	136.1	29.85	133.1	28.85	127.4	27.52	121.0	25.33
		519.0	152.3	33.22	143.6	31.86	136.3	30.53	133.1	29.48	127.4	28.09	121.0	25.90
		591.2	152.3	33.40	143.6	32.12	136.3	30.71	133.1	29.67	127.4	28.28	121.0	26.03
		650.0	152.3	33.62	143.6	32.42	136.3	30.93	133.1	29.89	127.4	28.50	121.0	26.19
	10	207.6	151.5	29.77	142.8	28.41	136.1	26.97	133.1	26.24	127.4	24.83	121.0	23.00
		259.5	151.7	29.74	143.0	28.38	136.1	26.99	133.1	26.24	127.4	24.85	121.0	23.00
		519.0	152.3	29.58	143.6	28.23	136.3	27.05	133.1	26.29	127.4	24.90	121.0	23.05
		591.2	152.3	29.48	143.6	28.33	136.3	27.13	133.1	26.14	127.4	24.75	121.0	22.90
		650.0	152.3	29.36	143.6	28.45	136.3	27.23	133.1	25.96	127.4	24.57	121.0	22.72
	15	207.6	152.3	27.18	143.6	25.74	136.3	24.17	133.1	23.73	127.4	22.29	121.0	20.83
		259.5	152.3	26.99	143.6	25.53	136.3	24.07	133.1	23.63	127.4	22.19	121.0	20.73
		519.0	152.3	26.00	143.6	24.54	136.3	23.60	133.1	23.10	127.4	21.67	121.0	20.23
		591.2	152.3	25.49	143.6	24.54	136.3	23.60	133.1	22.61	127.4	21.17	121.0	19.71
		650.0	152.3	24.89	143.6	24.54	136.3	23.60	133.1	22.05	127.4	20.61	121.0	19.11
	20	207.6	152.3	22.71	143.6	21.79	136.3	20.72	133.1	20.34	127.4	19.39	121.0	17.95
		259.5	152.3	22.63	143.6	21.69	136.3	20.72	133.1	20.24	127.4	19.29	121.0	17.85
		519.0	152.3	22.16	143.6	21.17	136.3	20.72	133.1	19.71	127.4	18.77	121.0	17.33
		591.2	152.3	21.67	143.6	20.72	136.3	20.23	133.1	19.71	127.4	18.27	121.0	17.33
		650.0	152.3	21.11	143.6	20.22	136.3	19.67	133.1	19.71	127.4	17.71	121.0	17.33
	25	207.6	152.3	20.34	143.6	18.90	136.3	17.82	133.1	17.46	127.4	16.52	121.0	15.50
		259.5	152.3	20.24	143.6	18.80	136.3	17.82	133.1	17.36	127.4	16.42	121.0	15.42
		519.0	152.3	19.71	143.6	18.27	136.3	17.82	133.1	16.83	127.4	15.89	121.0	14.95
		591.2	152.3	19.26	143.6	18.27	136.3	17.33	133.1	16.83	127.4	15.89	121.0	14.95
		650.0	152.3	18.76	143.6	18.27	136.3	16.77	133.1	16.83	127.4	15.89	121.0	14.95
	30	207.6	152.3	17.95	143.6	16.94	136.3	16.02	133.1	15.50	127.4	14.56	121.0	13.62
		259.5	152.3	17.85	143.6	16.86	136.3	15.92	133.1	15.42	127.4	14.46	121.0	13.52
		519.0	152.3	17.33	143.6	16.39	136.3	15.39	133.1	14.95	127.4	13.93	121.0	12.99
		591.2	152.3	17.33	143.6	16.39	136.3	15.39	133.1	14.95	127.4	13.93	121.0	12.99
		650.0	152.3	17.33	143.6	16.39	136.3	15.39	133.1	14.95	127.4	13.93	121.0	12.99
	35	207.6	152.3	16.52	143.6	15.50	136.3	14.06	133.1	13.49	127.4	13.12	121.0	12.05
		259.5	152.3	16.42	143.6	15.42	136.3	13.96	133.1	13.49	127.4	13.02	121.0	12.05
		519.0	152.3	15.89	143.6	14.95	136.3	13.49	133.1	13.49	127.4	12.49	121.0	12.05
		591.2	152.3	15.89	143.6	14.45	136.3	13.49	133.1	12.99	127.4	12.49	121.0	11.55
		650.0	152.3	15.89	143.6	13.89	136.3	13.49	133.1	12.43	127.4	12.49	121.0	10.99
	40	207.6	152.3	15.63	143.6	14.06	136.3	12.49	133.1	12.62	127.4	11.55	121.0	11.16
		259.5	152.3	15.44	143.6	13.96	136.3	12.49	133.1	12.52	127.4	11.55	121.0	11.08
		519.0	152.3	14.45	143.6	13.49	136.3	12.49	133.1	12.05	127.4	11.55	121.0	10.61
591.2		152.3	14.45	143.6	13.49	136.3	12.05	133.1	12.05	127.4	11.55	121.0	10.61	
650.0		152.3	14.45	143.6	13.49	136.3	11.55	133.1	12.05	127.4	11.55	121.0	10.61	
45	207.6	152.3	14.80	143.6	12.62	136.3	10.93	133.1	11.79	127.4	9.98	121.0	10.35	
	259.5	152.3	14.51	143.6	12.52	136.3	11.03	133.1	11.60	127.4	10.09	121.0	10.16	
	519.0	152.3	12.99	143.6	12.05	136.3	11.55	133.1	10.61	127.4	10.61	121.0	9.17	
	591.2	152.3	12.99	143.6	12.49	136.3	10.61	133.1	11.06	127.4	10.61	121.0	9.62	

7. Capacity Tables

Combi. (%)	Inlet Water Temp. (°C)	Water Flow Rate (LPM)	Indoor Air Temp. (°C, DB)											
			16.0		18.0		20.0		21.0		22.0		24.0	
			TC	PI	TC	PI	TC	PI	TC	PI	TC	PI	TC	PI
80	45	650.0	152.3	12.99	143.6	13.01	136.3	9.52	133.1	11.58	127.4	10.61	121.0	10.14
70	-5	207.6	53.20	17.40	50.00	16.57	47.30	16.02	46.70	15.11	46.50	14.58	45.70	13.25
		259.5	54.80	17.71	51.40	16.88	48.60	16.31	48.10	15.37	47.80	14.84	47.00	13.49
		519.0	62.40	19.26	58.60	18.37	55.30	17.77	54.80	16.73	54.50	16.13	53.50	14.69
		591.2	69.10	20.81	64.80	19.81	61.00	19.16	60.50	18.03	60.20	17.43	59.10	15.84
		650.0	76.80	22.60	71.90	21.48	67.50	20.77	67.00	19.54	66.70	18.94	65.50	17.17
	0	207.6	95.30	25.46	88.00	24.28	81.80	23.47	80.40	22.09	79.10	21.35	76.40	19.42
		259.5	95.80	25.54	88.50	24.33	82.30	23.55	80.90	22.14	79.60	21.40	76.70	19.47
		519.0	98.00	25.85	90.70	24.59	84.20	23.86	82.90	22.40	81.50	21.67	78.50	19.68
		591.2	99.60	25.85	92.10	24.59	85.40	23.86	84.00	22.40	82.90	21.67	79.70	19.68
		650.0	101.4	25.85	93.70	24.59	86.60	23.86	85.20	22.40	84.50	21.67	80.90	19.68
	5	207.6	131.7	27.75	124.7	26.40	118.8	25.56	116.4	24.09	111.0	23.23	105.8	21.09
		259.5	132.0	27.86	125.0	26.51	118.8	25.67	116.4	24.19	111.0	23.34	105.8	21.19
		519.0	133.1	28.43	125.9	27.08	119.0	26.24	116.4	24.65	111.0	23.86	105.8	21.67
		591.2	133.1	28.62	125.8	27.29	119.0	26.45	116.4	24.85	111.0	23.99	105.8	21.80
		650.0	133.1	28.84	125.8	27.53	119.0	26.69	116.4	25.09	111.0	24.15	105.8	21.96
	10	207.6	132.3	25.54	125.3	24.15	119.0	23.26	116.4	21.96	111.0	21.06	105.8	19.26
		259.5	132.5	25.51	125.3	24.10	119.0	23.21	116.4	21.96	111.0	21.06	105.8	19.26
		519.0	133.1	25.30	125.8	23.89	119.0	23.00	116.4	21.96	111.0	21.06	105.8	19.26
		591.2	133.1	25.40	125.8	23.99	119.0	23.10	116.4	22.06	111.0	20.91	105.8	19.32
		650.0	133.1	25.52	125.8	24.11	119.0	23.22	116.4	22.18	111.0	20.73	105.8	19.38
	15	207.6	133.1	23.34	125.8	21.90	119.0	20.96	116.4	19.84	111.0	18.90	105.8	17.46
		259.5	133.1	23.15	125.8	21.71	119.0	20.75	116.4	19.74	111.0	18.80	105.8	17.36
		519.0	133.1	22.16	125.8	20.72	119.0	19.71	116.4	19.26	111.0	18.27	105.8	16.83
		591.2	133.1	22.16	125.8	20.72	119.0	19.71	116.4	19.26	111.0	17.82	105.8	16.83
		650.0	133.1	22.16	125.8	20.72	119.0	19.71	116.4	19.26	111.0	17.32	105.8	16.83
	20	207.6	133.1	19.39	125.8	18.40	119.0	17.95	116.4	17.46	111.0	16.52	105.8	15.50
		259.5	133.1	19.29	125.8	18.30	119.0	17.85	116.4	17.36	111.0	16.42	105.8	15.42
		519.0	133.1	18.77	125.8	17.82	119.0	17.33	116.4	16.83	111.0	15.89	105.8	14.95
		591.2	133.1	18.77	125.8	17.82	119.0	17.33	116.4	16.39	111.0	15.89	105.8	14.45
		650.0	133.1	18.77	125.8	17.82	119.0	17.33	116.4	15.89	111.0	15.89	105.8	13.89
	25	207.6	133.1	17.46	125.8	16.52	119.0	15.50	116.4	15.06	111.0	13.93	105.8	12.99
		259.5	133.1	17.36	125.8	16.42	119.0	15.42	116.4	14.96	111.0	13.93	105.8	12.99
		519.0	133.1	16.83	125.8	15.89	119.0	14.95	116.4	14.45	111.0	13.93	105.8	12.99
		591.2	133.1	16.39	125.8	15.39	119.0	14.95	116.4	14.45	111.0	13.49	105.8	12.99
		650.0	133.1	15.89	125.8	14.83	119.0	14.95	116.4	14.45	111.0	12.99	105.8	12.99
	30	207.6	133.1	15.50	125.8	14.56	119.0	13.62	116.4	12.99	111.0	12.62	105.8	11.55
		259.5	133.1	15.42	125.8	14.46	119.0	13.52	116.4	12.99	111.0	12.52	105.8	11.55
		519.0	133.1	14.95	125.8	13.93	119.0	12.99	116.4	12.99	111.0	12.05	105.8	11.55
		591.2	133.1	14.95	125.8	13.93	119.0	12.99	116.4	12.49	111.0	12.05	105.8	11.55
		650.0	133.1	14.95	125.8	13.93	119.0	12.99	116.4	11.93	111.0	12.05	105.8	11.55
	35	207.6	133.1	14.06	125.8	13.12	119.0	12.05	116.4	12.18	111.0	11.06	105.8	10.74
		259.5	133.1	13.96	125.8	13.02	119.0	12.05	116.4	12.08	111.0	11.06	105.8	10.64
		519.0	133.1	13.49	125.8	12.49	119.0	12.05	116.4	11.55	111.0	11.06	105.8	10.11
		591.2	133.1	13.49	125.8	12.49	119.0	11.55	116.4	11.55	111.0	11.06	105.8	10.11
		650.0	133.1	13.49	125.8	12.49	119.0	10.99	116.4	11.55	111.0	11.06	105.8	10.11
	40	207.6	133.1	13.12	125.8	12.18	119.0	11.16	116.4	10.61	111.0	10.11	105.8	9.72
		259.5	133.1	13.02	125.8	12.08	119.0	11.08	116.4	10.61	111.0	10.11	105.8	9.64
		519.0	133.1	12.49	125.8	11.55	119.0	10.61	116.4	10.61	111.0	10.11	105.8	9.17
591.2		133.1	12.49	125.8	11.55	119.0	10.61	116.4	10.11	111.0	9.62	105.8	9.17	
650.0		133.1	12.49	125.8	11.55	119.0	10.61	116.4	9.55	111.0	9.06	105.8	9.17	
45	207.6	133.1	12.18	125.8	11.16	119.0	10.35	116.4	9.04	111.0	9.17	105.8	8.78	
	259.5	133.1	12.08	125.8	11.08	119.0	10.16	116.4	9.14	111.0	9.17	105.8	8.68	
	519.0	133.1	11.55	125.8	10.61	119.0	9.17	116.4	9.62	111.0	9.17	105.8	8.16	
	591.2	133.1	11.55	125.8	10.61	119.0	9.62	116.4	8.67	111.0	8.16	105.8	8.16	

7. Capacity Tables

Combi. (%)	Inlet Water Temp. (°C)	Water Flow Rate (LPM)	Indoor Air Temp. (°C, DB)											
			16.0		18.0		20.0		21.0		22.0		24.0	
			TC	PI	TC	PI	TC	PI	TC	PI	TC	PI	TC	PI
70	45	650.0	133.1	11.55	125.8	10.61	119.0	10.14	116.4	7.58	111.0	6.99	105.8	8.16
60	-5	207.6	45.70	14.12	42.90	13.59	40.50	13.06	40.00	12.13	39.90	11.94	39.10	10.66
		259.5	47.00	14.38	44.20	13.85	41.60	13.30	41.10	12.34	41.00	12.15	40.20	10.87
		519.0	53.70	15.68	50.20	15.08	47.50	14.48	47.00	13.44	46.70	13.25	45.90	11.84
		591.2	59.10	16.88	55.40	16.28	52.60	15.63	51.90	14.53	51.80	14.29	50.70	12.75
		650.0	65.10	18.27	61.20	17.67	58.40	16.96	57.30	15.80	57.60	15.50	56.10	13.82
	0	207.6	81.80	20.70	75.30	19.97	70.20	19.11	68.90	17.77	68.00	17.53	65.40	15.65
		259.5	82.30	20.75	75.60	20.02	70.50	19.16	69.20	17.82	68.30	17.58	65.70	15.68
		519.0	84.20	21.01	77.50	20.23	72.40	19.42	71.00	18.03	69.90	17.77	67.20	15.84
		591.2	85.40	21.01	78.80	20.23	73.70	19.42	72.10	18.03	71.00	17.77	68.30	15.84
		650.0	86.60	21.01	80.40	20.23	75.30	19.42	73.30	18.03	72.20	17.77	69.50	15.84
	5	207.6	113.1	22.55	106.6	21.69	102.3	20.80	99.60	19.37	95.30	19.08	90.70	16.99
		259.5	113.4	22.65	106.9	21.79	102.3	20.90	99.60	19.45	95.30	19.16	90.70	17.07
		519.0	114.2	23.10	107.7	22.27	102.3	21.35	99.60	19.86	95.30	19.57	90.70	17.43
		591.2	114.2	23.31	107.5	22.40	102.3	21.51	99.60	20.02	95.30	19.68	90.70	17.59
		650.0	114.2	23.55	107.3	22.56	102.3	21.69	99.60	20.20	95.30	19.80	90.70	17.77
	10	207.6	113.7	20.72	106.9	19.81	102.3	18.87	99.60	17.62	95.30	17.30	90.70	15.50
		259.5	113.7	20.72	107.1	19.81	102.3	18.87	99.60	17.67	95.30	17.30	90.70	15.53
		519.0	114.2	20.72	107.7	19.81	102.3	18.87	99.60	17.88	95.30	17.22	90.70	15.68
		591.2	114.2	20.75	107.5	19.63	102.3	18.66	99.60	17.67	95.30	17.07	90.70	15.53
		650.0	114.2	20.79	107.3	19.43	102.3	18.42	99.60	17.43	95.30	16.89	90.70	15.35
	15	207.6	114.2	18.90	107.5	17.95	102.3	16.94	99.60	15.89	95.30	15.50	90.70	13.93
		259.5	114.2	18.80	107.5	17.85	102.3	16.86	99.60	15.89	95.30	15.42	90.70	13.93
		519.0	114.2	18.27	107.5	17.33	102.3	16.39	99.60	15.89	95.30	14.95	90.70	13.93
		591.2	114.2	18.27	107.5	16.83	102.3	15.89	99.60	15.39	95.30	14.45	90.70	13.49
		650.0	114.2	18.27	107.5	16.27	102.3	15.33	99.60	14.83	95.30	13.89	90.70	12.99
	20	207.6	114.2	16.52	107.5	15.50	102.3	14.56	99.60	14.06	95.30	13.62	90.70	12.62
		259.5	114.2	16.42	107.5	15.42	102.3	14.46	99.60	13.96	95.30	13.52	90.70	12.52
		519.0	114.2	15.89	107.5	14.95	102.3	13.93	99.60	13.49	95.30	12.99	90.70	12.05
		591.2	114.2	15.89	107.5	14.95	102.3	13.93	99.60	13.49	95.30	12.99	90.70	12.05
		650.0	114.2	15.89	107.5	14.95	102.3	13.93	99.60	13.49	95.30	12.99	90.70	12.05
	25	207.6	114.2	14.56	107.5	13.62	102.3	12.49	99.60	12.62	95.30	11.55	90.70	11.16
		259.5	114.2	14.46	107.5	13.52	102.3	12.49	99.60	12.52	95.30	11.55	90.70	11.08
		519.0	114.2	13.93	107.5	12.99	102.3	12.49	99.60	12.05	95.30	11.55	90.70	10.61
		591.2	114.2	13.93	107.5	12.99	102.3	12.05	99.60	12.05	95.30	11.55	90.70	10.61
		650.0	114.2	13.93	107.5	12.99	102.3	11.55	99.60	12.05	95.30	11.55	90.70	10.61
	30	207.6	114.2	13.12	107.5	12.18	102.3	11.68	99.60	11.16	95.30	10.74	90.70	10.24
		259.5	114.2	13.02	107.5	12.08	102.3	11.58	99.60	11.08	95.30	10.64	90.70	10.14
		519.0	114.2	12.49	107.5	11.55	102.3	11.06	99.60	10.61	95.30	10.11	90.70	9.62
		591.2	114.2	12.49	107.5	11.55	102.3	11.06	99.60	10.61	95.30	10.11	90.70	9.62
		650.0	114.2	12.49	107.5	11.55	102.3	11.06	99.60	10.61	95.30	10.11	90.70	9.62
	35	207.6	114.2	11.55	107.5	11.16	102.3	10.11	99.60	10.24	95.30	9.72	90.70	9.28
		259.5	114.2	11.55	107.5	11.08	102.3	10.11	99.60	10.14	95.30	9.64	90.70	9.18
		519.0	114.2	11.55	107.5	10.61	102.3	10.11	99.60	9.62	95.30	9.17	90.70	8.67
		591.2	114.2	11.55	107.5	10.61	102.3	9.62	99.60	9.62	95.30	9.17	90.70	8.67
		650.0	114.2	11.55	107.5	10.61	102.3	9.06	99.60	9.62	95.30	9.17	90.70	8.67
	40	207.6	114.2	10.61	107.5	10.24	102.3	9.17	99.60	9.28	95.30	8.78	90.70	8.16
		259.5	114.2	10.61	107.5	10.14	102.3	9.17	99.60	9.18	95.30	8.68	90.70	8.16
		519.0	114.2	10.61	107.5	9.62	102.3	9.17	99.60	8.67	95.30	8.16	90.70	8.16
591.2		114.2	10.61	107.5	9.62	102.3	9.17	99.60	8.67	95.30	8.16	90.70	8.16	
650.0		114.2	10.61	107.5	9.62	102.3	9.17	99.60	8.67	95.30	8.16	90.70	8.16	
45	207.6	114.2	9.62	107.5	9.28	102.3	8.16	99.60	8.28	95.30	7.84	90.70	7.09	
	259.5	114.2	9.62	107.5	9.18	102.3	8.16	99.60	8.18	95.30	7.74	90.70	7.19	
	519.0	114.2	9.62	107.5	8.67	102.3	8.16	99.60	7.71	95.30	7.22	90.70	7.71	
	591.2	114.2	9.62	107.5	8.67	102.3	8.67	99.60	7.71	95.30	7.22	90.70	7.71	

7. Capacity Tables

Combi. (%)	Inlet Water Temp. (°C)	Water Flow Rate (LPM)	Indoor Air Temp. (°C, DB)											
			16.0		18.0		20.0		21.0		22.0		24.0	
			TC	PI	TC	PI	TC	PI	TC	PI	TC	PI	TC	PI
60	45	650.0	114.2	9.62	107.5	8.67	102.3	9.27	99.60	7.71	95.30	7.22	90.70	7.71
	-5	207.6	38.10	11.26	35.90	10.66	33.80	10.09	33.20	9.54	33.20	8.96	32.60	8.49
		259.5	39.20	11.47	37.00	10.87	34.90	10.27	34.30	9.72	34.30	9.12	33.50	8.65
		519.0	44.50	12.44	41.80	11.84	39.70	11.16	39.10	10.61	38.90	9.96	38.10	9.36
		591.2	49.20	13.44	46.20	12.75	43.70	12.05	43.20	11.45	42.90	10.71	42.20	10.11
		650.0	54.40	14.59	51.00	13.82	48.30	13.08	47.80	12.42	47.50	11.60	46.80	11.00
	0	207.6	68.00	16.49	62.90	15.65	58.60	14.74	57.20	13.98	56.40	13.15	54.50	12.41
		259.5	68.30	16.52	63.20	15.68	58.90	14.79	57.50	14.03	56.70	13.18	54.80	12.44
		519.0	69.90	16.68	64.80	15.84	60.20	14.98	59.10	14.24	58.30	13.35	55.90	12.60
		591.2	71.00	16.68	65.60	15.84	61.00	14.98	59.90	14.24	59.10	13.35	57.00	12.60
650.0		72.20	16.68	66.60	15.84	62.00	14.98	60.90	14.24	60.10	13.35	58.20	12.60	
5	207.6	94.00	17.93	89.10	16.99	85.00	16.05	82.90	15.26	79.40	14.32	75.60	13.46	
	259.5	94.20	18.01	89.30	17.07	85.00	16.13	82.90	15.32	79.40	14.37	75.60	13.54	
	519.0	95.00	18.37	89.90	17.43	85.10	16.49	82.90	15.63	79.40	14.64	75.60	13.85	
	591.2	95.00	18.53	89.70	17.59	85.10	16.57	82.90	15.73	79.40	14.79	75.60	13.93	
	650.0	95.00	18.71	89.50	17.77	85.10	16.67	82.90	15.85	79.40	14.97	75.60	14.03	
10	207.6	94.50	16.52	89.30	15.55	85.00	14.61	82.90	13.96	79.40	12.91	75.60	12.33	
	259.5	94.50	16.50	89.30	15.55	85.00	14.59	82.90	13.94	79.40	12.94	75.60	12.31	
	519.0	95.00	16.39	89.90	15.50	85.10	14.48	82.90	13.85	79.40	13.09	75.60	12.20	
	591.2	95.00	16.49	89.70	15.53	85.10	14.53	82.90	13.90	79.40	12.89	75.60	12.26	
	650.0	95.00	16.61	89.50	15.57	85.10	14.59	82.90	13.96	79.40	12.65	75.60	12.32	
15	207.6	95.00	15.06	89.70	14.06	85.10	13.12	82.90	12.62	79.40	11.55	75.60	11.16	
	259.5	95.00	14.96	89.70	13.96	85.10	13.02	82.90	12.52	79.40	11.55	75.60	11.08	
	519.0	95.00	14.45	89.70	13.49	85.10	12.49	82.90	12.05	79.40	11.55	75.60	10.61	
	591.2	95.00	14.45	89.70	13.49	85.10	12.49	82.90	12.05	79.40	11.06	75.60	10.61	
	650.0	95.00	14.45	89.70	13.49	85.10	12.49	82.90	12.05	79.40	10.50	75.60	10.61	
50	20	207.6	95.00	13.12	89.70	12.18	85.10	11.68	82.90	11.16	79.40	10.74	75.60	9.62
		259.5	95.00	13.02	89.70	12.08	85.10	11.58	82.90	11.08	79.40	10.64	75.60	9.62
		519.0	95.00	12.49	89.70	11.55	85.10	11.06	82.90	10.61	79.40	10.11	75.60	9.62
		591.2	95.00	12.49	89.70	11.55	85.10	11.06	82.90	10.61	79.40	10.11	75.60	9.62
		650.0	95.00	12.49	89.70	11.55	85.10	11.06	82.90	10.61	79.40	10.11	75.60	9.62
	25	207.6	95.00	11.68	89.70	10.61	85.10	10.24	82.90	9.62	79.40	9.17	75.60	8.67
		259.5	95.00	11.58	89.70	10.61	85.10	10.14	82.90	9.62	79.40	9.17	75.60	8.67
		519.0	95.00	11.06	89.70	10.61	85.10	9.62	82.90	9.62	79.40	9.17	75.60	8.67
		591.2	95.00	11.06	89.70	10.61	85.10	9.62	82.90	9.62	79.40	9.17	75.60	8.67
		650.0	95.00	11.06	89.70	10.61	85.10	9.62	82.90	9.62	79.40	9.17	75.60	8.67
30	207.6	95.00	10.74	89.70	9.72	85.10	9.28	82.90	8.67	79.40	8.78	75.60	8.28	
	259.5	95.00	10.64	89.70	9.64	85.10	9.18	82.90	8.67	79.40	8.68	75.60	8.18	
	519.0	95.00	10.11	89.70	9.17	85.10	8.67	82.90	8.67	79.40	8.16	75.60	7.71	
	591.2	95.00	10.11	89.70	9.17	85.10	8.67	82.90	8.67	79.40	8.16	75.60	7.71	
	650.0	95.00	10.11	89.70	9.17	85.10	8.67	82.90	8.67	79.40	8.16	75.60	7.71	
35	207.6	95.00	9.72	89.70	8.67	85.10	8.16	82.90	8.28	79.40	7.71	75.60	7.22	
	259.5	95.00	9.64	89.70	8.67	85.10	8.16	82.90	8.18	79.40	7.71	75.60	7.22	
	519.0	95.00	9.17	89.70	8.67	85.10	8.16	82.90	7.71	79.40	7.71	75.60	7.22	
	591.2	95.00	9.17	89.70	8.67	85.10	8.16	82.90	7.71	79.40	7.71	75.60	7.22	
	650.0	95.00	9.17	89.70	8.67	85.10	8.16	82.90	7.71	79.40	7.71	75.60	7.22	
40	207.6	95.00	8.78	89.70	8.28	85.10	7.84	82.90	7.22	79.40	7.34	75.60	6.72	
	259.5	95.00	8.68	89.70	8.18	85.10	7.74	82.90	7.22	79.40	7.24	75.60	6.72	
	519.0	95.00	8.16	89.70	7.71	85.10	7.22	82.90	7.22	79.40	6.72	75.60	6.72	
	591.2	95.00	8.16	89.70	7.71	85.10	7.22	82.90	7.22	79.40	6.72	75.60	6.72	
	650.0	95.00	8.16	89.70	7.71	85.10	7.22	82.90	7.22	79.40	6.72	75.60	6.72	
45	207.6	95.00	7.84	89.70	7.97	85.10	7.45	82.90	6.17	79.40	6.95	75.60	6.27	
	259.5	95.00	7.74	89.70	7.76	85.10	7.26	82.90	6.27	79.40	6.77	75.60	6.27	
	519.0	95.00	7.22	89.70	6.72	85.10	6.27	82.90	6.72	79.40	5.78	75.60	6.27	
	591.2	95.00	7.22	89.70	6.72	85.10	6.27	82.90	6.72	79.40	5.78	75.60	6.27	

7. Capacity Tables

Combi. (%)	Inlet Water Temp. (°C)	Water Flow Rate (LPM)	Indoor Air Temp. (°C, DB)											
			16.0		18.0		20.0		21.0		22.0		24.0	
			TC	PI	TC	PI	TC	PI	TC	PI	TC	PI	TC	PI
50	45	650.0	95.00	7.22	89.70	6.72	85.10	6.27	82.90	6.72	79.40	5.78	75.60	6.27

Note

- TC: Total Capacity(kW), PI : Power Input(kW)
- Capacity tables show the average value of conditions which may occur.
- The minimum flow rate of the product is based on 50% of the rated flow rate or the value indicated in the specification table, whichever is greater.
However, when the 'Variable Water Flow Valve Control KIT' is applied, the minimum flow rate is allowed to 40% (gray colored area) of the rated flow rate.
- If the flow rate is less than minimum flow rate and the indoor unit combination ratio exceeds 130%, ask to LG Electronics even if the 'Variable Water Flow Valve Control KIT' is applied.

7. Capacity Tables

CRWM560LAS5

Combi. (%)	Inlet Water Temp. (°C)	Water Flow Rate (LPM)	Indoor Air Temp. (°C, DB)											
			16.0		18.0		20.0		21.0		22.0		24.0	
			TC	PI	TC	PI	TC	PI	TC	PI	TC	PI	TC	PI
130	-5	215.2	83.40	31.58	82.90	29.75	82.30	27.68	81.20	26.86	82.30	26.17	79.80	23.47
		269.0	85.90	32.04	85.20	30.24	84.60	28.17	83.50	27.35	84.60	26.64	82.10	23.90
		538.0	97.70	34.31	96.90	32.61	96.30	30.68	94.90	29.80	96.10	28.96	93.80	26.01
		591.8	108.0	36.50	107.0	34.83	106.4	33.08	105.0	32.18	106.4	31.25	103.6	28.03
		655.0	120.3	39.11	118.9	37.49	118.3	35.95	116.9	35.03	118.7	33.99	115.2	30.45
	0	215.2	149.0	43.20	145.6	41.92	142.5	40.56	139.4	39.41	140.0	38.32	133.6	34.31
		269.0	149.8	43.31	146.4	42.00	143.3	40.67	140.2	39.52	140.8	38.40	134.4	34.39
		538.0	153.7	43.78	149.8	42.44	146.7	41.13	143.6	39.99	144.2	38.84	137.7	34.83
		591.8	155.9	43.78	152.1	42.44	149.0	41.13	145.6	39.99	146.2	38.84	139.7	34.83
		655.0	158.5	43.78	154.8	42.44	151.7	41.13	148.0	39.99	148.6	38.84	142.1	34.83
	5	215.2	214.7	46.43	211.4	45.28	207.0	44.13	201.9	42.88	196.3	41.70	185.6	37.34
		269.0	215.3	46.60	211.7	45.47	207.0	44.32	201.9	43.07	196.3	41.87	185.6	37.50
		538.0	218.4	47.47	213.3	46.34	207.2	45.25	201.9	44.00	196.3	42.74	185.6	38.32
		591.8	219.8	47.79	213.9	46.65	207.2	45.55	201.9	44.30	196.3	43.05	185.6	38.59
		655.0	221.5	48.18	214.6	47.02	207.2	45.92	201.9	44.67	196.3	43.42	185.6	38.92
	10	215.2	215.0	42.25	211.4	40.83	206.4	40.07	201.0	39.17	195.7	37.83	184.8	34.14
		269.0	216.1	42.19	212.2	40.86	207.2	40.13	201.8	39.17	196.3	37.81	185.4	34.12
		538.0	221.4	41.87	216.4	41.02	210.6	40.45	205.2	39.11	199.4	37.70	188.5	34.01
		591.8	222.6	42.44	217.9	41.60	211.9	40.61	206.1	39.25	200.7	38.32	189.6	35.62
		655.0	223.9	43.13	219.7	42.30	213.6	40.80	207.2	39.42	202.4	39.08	190.9	37.56
	15	215.2	215.3	38.08	211.6	36.46	205.5	36.06	200.2	35.46	194.9	33.96	184.0	30.95
		269.0	216.7	37.78	213.0	36.33	206.9	36.00	201.6	35.24	196.3	33.74	185.4	30.73
		538.0	224.2	36.19	219.5	35.67	213.9	35.67	208.3	34.17	202.4	32.65	191.5	29.64
		591.8	225.4	37.07	221.7	36.50	216.4	35.67	210.6	34.17	205.2	33.60	193.8	32.65
		655.0	226.7	38.12	224.3	37.48	219.5	35.67	213.3	34.17	208.5	34.75	196.5	36.24
	20	215.2	223.5	34.94	219.5	33.30	213.6	32.59	207.7	31.53	201.6	30.84	189.8	29.89
		269.0	224.9	34.74	220.9	33.28	215.0	32.56	209.1	31.64	203.0	31.01	191.2	29.70
		538.0	232.4	33.70	228.2	33.19	221.8	32.45	215.9	32.18	210.6	31.88	198.5	28.66
		591.8	233.3	33.70	229.9	33.19	224.5	32.65	218.1	32.18	212.2	31.88	200.2	30.46
		655.0	234.4	33.70	231.9	33.19	227.8	32.89	220.7	32.18	214.1	31.88	202.2	32.61
	25	215.2	236.0	33.30	229.9	32.34	224.5	31.80	220.1	31.28	215.3	30.81	203.0	28.79
		269.0	236.0	33.19	229.9	32.29	224.5	31.69	220.1	31.17	215.3	30.70	203.0	28.68
		538.0	236.0	32.65	229.9	32.07	224.5	31.14	220.1	30.68	215.3	30.16	203.0	28.14
		591.8	236.0	32.18	229.9	31.25	224.5	30.68	220.1	30.16	215.3	29.64	203.0	27.67
		655.0	236.0	31.63	229.9	30.27	224.5	30.14	220.1	29.55	215.3	29.03	203.0	27.12
	30	215.2	236.0	32.45	229.9	30.84	224.5	30.54	220.1	29.75	215.3	29.43	203.0	27.40
		269.0	236.0	32.23	229.9	30.79	224.5	30.40	220.1	29.67	215.3	29.21	203.0	27.19
		538.0	236.0	31.14	229.9	30.57	224.5	29.64	220.1	29.18	215.3	28.14	203.0	26.15
		591.8	236.0	30.68	229.9	29.75	224.5	29.18	220.1	28.66	215.3	28.14	203.0	26.15
		655.0	236.0	30.14	229.9	28.77	224.5	28.64	220.1	28.05	215.3	28.14	203.0	26.15
	35	215.2	236.0	30.95	229.9	29.91	224.5	29.31	220.1	28.25	215.3	27.27	203.0	25.36
		269.0	236.0	30.73	229.9	29.77	224.5	29.20	220.1	28.16	215.3	27.16	203.0	25.17
		538.0	236.0	29.64	229.9	29.07	224.5	28.66	220.1	27.67	215.3	26.62	203.0	24.13
		591.8	236.0	29.64	229.9	28.76	224.5	28.14	220.1	27.15	215.3	26.15	203.0	24.13
		655.0	236.0	29.64	229.9	28.41	224.5	27.53	220.1	26.54	215.3	25.60	203.0	24.13
	40	215.2	236.0	29.89	229.9	28.93	224.5	28.38	220.1	27.40	215.3	26.42	203.0	23.86
		269.0	236.0	29.70	229.9	28.79	224.5	28.19	220.1	27.19	215.3	26.20	203.0	23.67
		538.0	236.0	28.66	229.9	28.03	224.5	27.15	220.1	26.15	215.3	25.11	203.0	22.63
591.8		236.0	28.14	229.9	27.57	224.5	27.15	220.1	26.15	215.3	25.11	203.0	22.63	
655.0		236.0	27.53	229.9	27.03	224.5	27.15	220.1	26.15	215.3	25.11	203.0	22.63	
45	215.2	236.0	28.90	229.9	27.95	224.5	27.52	220.1	26.53	215.3	25.49	203.0	22.35	
	269.0	236.0	28.71	229.9	27.81	224.5	27.22	220.1	26.23	215.3	25.19	203.0	22.16	
	538.0	236.0	27.67	229.9	27.05	224.5	25.63	220.1	24.65	215.3	23.61	203.0	21.12	
	591.8	236.0	26.62	229.9	26.37	224.5	26.15	220.1	25.11	215.3	24.13	203.0	21.12	

7. Capacity Tables

Combi. (%)	Inlet Water Temp. (°C)	Water Flow Rate (LPM)	Indoor Air Temp. (°C, DB)											
			16.0		18.0		20.0		21.0		22.0		24.0	
			TC	PI	TC	PI	TC	PI	TC	PI	TC	PI	TC	PI
130	45	655.0	236.0	25.36	229.9	25.56	224.5	26.78	220.1	25.67	215.3	24.76	203.0	21.12
120	-5	215.2	79.30	31.58	78.70	29.75	78.10	27.68	77.30	26.51	77.90	25.74	75.90	23.04
		269.0	81.50	32.04	80.90	30.24	80.40	28.17	79.50	27.00	80.10	26.21	78.10	23.47
		538.0	92.90	34.31	92.10	32.61	91.60	30.68	90.40	29.37	91.30	28.55	88.80	25.58
		591.8	102.5	36.50	101.7	34.83	101.1	33.08	100.0	31.72	100.8	30.79	98.00	27.57
		655.0	113.7	39.11	112.9	37.49	112.3	35.95	111.2	34.53	112.0	33.47	108.9	29.96
	0	215.2	141.7	43.20	138.3	41.92	135.3	40.56	132.7	38.84	132.7	37.75	126.6	33.74
		269.0	142.5	43.31	139.1	42.00	136.1	40.67	133.3	38.95	133.3	37.83	127.2	33.82
		538.0	145.9	43.78	142.5	42.44	139.5	41.13	136.6	39.41	136.6	38.27	130.5	34.28
		591.8	148.1	43.78	144.8	42.44	141.7	41.13	138.6	39.41	138.6	38.27	132.4	34.28
		655.0	150.7	43.78	147.5	42.44	144.3	41.13	141.0	39.41	141.0	38.27	134.8	34.28
	5	215.2	204.4	46.43	201.3	45.28	196.9	44.13	192.1	42.25	186.2	41.08	175.9	36.79
		269.0	205.0	46.60	201.6	45.47	196.9	44.32	192.1	42.44	186.2	41.25	175.9	36.95
		538.0	208.0	47.47	203.2	46.34	196.9	45.25	192.1	43.37	186.2	42.12	175.9	37.70
		591.8	209.2	47.79	201.9	46.65	196.9	45.55	192.1	43.67	186.2	42.44	175.9	37.96
		655.0	210.5	48.18	200.4	47.02	196.9	45.92	192.1	44.04	186.2	42.83	175.9	38.28
	10	215.2	205.2	41.71	201.3	40.56	196.3	39.74	191.5	38.54	185.6	37.26	175.5	33.49
		269.0	206.0	41.84	202.1	40.70	196.8	39.85	192.0	38.59	186.1	37.23	175.8	33.52
		538.0	210.0	42.44	205.5	41.35	199.1	40.45	194.3	38.79	188.1	37.12	177.8	33.70
		591.8	211.1	42.28	204.7	41.35	199.9	40.61	195.1	38.95	189.0	37.28	178.6	34.83
		655.0	212.4	42.09	203.8	41.35	201.0	40.80	196.2	39.14	190.1	37.47	179.7	36.18
	15	215.2	205.8	37.01	201.6	35.90	195.7	35.35	191.0	34.82	185.1	33.43	175.0	30.30
		269.0	206.9	37.07	202.7	35.98	196.6	35.40	191.9	34.71	185.9	33.22	175.8	30.19
		538.0	211.7	37.39	207.8	36.30	201.3	35.67	196.3	34.17	189.8	32.18	179.7	29.64
		591.8	212.8	36.82	207.5	35.98	203.0	35.67	198.0	34.17	191.5	32.18	181.4	31.66
		655.0	214.1	36.15	207.3	35.59	205.0	35.67	200.0	34.17	193.5	32.18	183.4	34.08
	20	215.2	211.4	33.27	207.5	31.85	201.3	31.01	195.7	30.57	189.3	30.19	179.2	28.66
		269.0	212.5	33.27	208.6	31.96	202.2	31.12	196.8	30.68	190.4	30.16	180.1	28.58
		538.0	218.2	33.27	213.6	32.45	206.7	31.66	201.9	31.14	195.2	30.05	184.5	28.14
		591.8	219.2	32.97	213.4	32.18	208.3	31.66	203.0	31.14	196.3	30.16	185.6	29.18
		655.0	220.5	32.62	213.2	31.85	210.2	31.66	204.3	31.14	197.6	30.29	186.9	30.42
	25	215.2	221.8	31.47	215.3	30.00	208.3	29.43	203.9	28.79	198.5	28.25	187.6	26.29
		269.0	221.8	31.38	215.3	29.97	208.3	29.40	203.9	28.68	198.5	28.16	187.6	26.18
		538.0	222.3	30.89	215.3	29.75	208.3	29.18	203.9	28.14	198.5	27.67	187.6	25.63
		591.8	222.9	29.75	215.3	28.96	208.3	28.66	203.9	28.14	198.5	27.15	187.6	25.63
		655.0	223.6	28.38	215.3	28.02	208.3	28.05	203.9	28.14	198.5	26.54	187.6	25.63
	30	215.2	222.9	30.10	215.3	28.61	208.3	27.79	203.9	26.75	198.5	26.42	187.6	24.26
		269.0	222.9	29.89	215.3	28.47	208.3	27.68	203.9	26.64	198.5	26.20	187.6	24.15
		538.0	222.9	28.85	215.3	27.76	208.3	27.15	203.9	26.15	198.5	25.11	187.6	23.61
		591.8	222.9	27.92	215.3	27.15	208.3	26.62	203.9	26.15	198.5	25.11	187.6	23.14
		655.0	222.9	26.81	215.3	26.43	208.3	25.97	203.9	26.15	198.5	25.11	187.6	22.59
	35	215.2	222.9	28.74	215.3	27.19	208.3	26.42	203.9	25.36	198.5	24.37	187.6	22.22
		269.0	222.9	28.41	215.3	26.99	208.3	26.20	203.9	25.17	198.5	24.18	187.6	22.13
		538.0	222.9	26.72	215.3	25.95	208.3	25.11	203.9	24.13	198.5	23.14	187.6	21.64
		591.8	222.9	26.42	215.3	25.74	208.3	25.11	203.9	24.13	198.5	23.14	187.6	21.12
		655.0	222.9	26.07	215.3	25.48	208.3	25.11	203.9	24.13	198.5	23.14	187.6	20.51
	40	215.2	222.9	27.89	215.3	25.93	208.3	24.92	203.9	23.86	198.5	22.87	187.6	20.71
		269.0	222.9	27.45	215.3	25.68	208.3	24.70	203.9	23.67	198.5	22.68	187.6	20.61
		538.0	222.9	25.22	215.3	24.43	208.3	23.61	203.9	22.63	198.5	21.64	187.6	20.12
591.8		222.9	24.92	215.3	24.13	208.3	23.61	203.9	22.63	198.5	21.64	187.6	19.60	
655.0		222.9	24.57	215.3	23.78	208.3	23.61	203.9	22.63	198.5	21.64	187.6	18.99	
45	215.2	222.9	27.02	215.3	24.70	208.3	23.39	203.9	22.35	198.5	21.37	187.6	19.21	
	269.0	222.9	26.47	215.3	24.40	208.3	23.17	203.9	22.16	198.5	21.16	187.6	19.10	
	538.0	222.9	23.72	215.3	22.93	208.3	22.11	203.9	21.12	198.5	20.12	187.6	18.61	
	591.8	222.9	23.39	215.3	22.52	208.3	22.11	203.9	21.12	198.5	20.12	187.6	18.10	

7. Capacity Tables

Combi. (%)	Inlet Water Temp. (°C)	Water Flow Rate (LPM)	Indoor Air Temp. (°C, DB)											
			16.0		18.0		20.0		21.0		22.0		24.0	
			TC	PI	TC	PI	TC	PI	TC	PI	TC	PI	TC	PI
120	45	655.0	222.9	23.00	215.3	22.04	208.3	22.11	203.9	21.12	198.5	20.12	187.6	17.49
110	-5	215.2	75.00	31.99	74.50	29.75	74.20	27.68	73.30	26.51	73.40	25.74	71.90	23.04
		269.0	77.20	32.45	76.70	30.24	76.40	28.17	75.50	27.00	75.60	26.21	73.90	23.47
		538.0	87.90	34.74	87.30	32.61	86.80	30.68	85.90	29.37	85.90	28.55	84.30	25.58
		591.8	96.90	36.98	96.30	34.83	95.80	33.08	94.90	31.72	94.90	30.79	92.90	27.57
		655.0	107.4	39.66	106.8	37.49	106.3	35.95	105.4	34.53	105.4	33.47	103.2	29.96
	0	215.2	134.1	43.78	131.1	41.92	128.5	40.56	126.0	38.84	124.9	37.75	120.1	33.74
		269.0	134.7	43.86	131.7	42.00	129.1	40.67	126.6	38.95	125.5	37.83	120.7	33.82
		538.0	138.0	44.30	135.0	42.44	132.1	41.13	129.6	39.41	128.5	38.27	123.5	34.28
		591.8	140.0	44.30	137.2	42.44	134.2	41.13	131.6	39.41	130.5	38.27	125.4	34.28
		655.0	142.4	44.30	139.8	42.44	136.7	41.13	134.0	39.41	132.9	38.27	127.8	34.28
	5	215.2	195.7	47.06	191.0	45.28	186.5	44.13	182.3	42.25	175.3	41.08	166.6	36.79
		269.0	196.3	47.23	191.3	45.47	186.5	44.32	182.3	42.44	175.3	41.25	166.6	36.95
		538.0	198.8	48.09	192.9	46.34	186.8	45.25	182.3	43.37	175.3	42.12	166.6	37.70
		591.8	200.0	48.42	193.2	46.65	186.8	45.55	182.3	43.67	175.3	42.44	166.6	37.96
		655.0	201.3	48.81	193.6	47.02	186.8	45.92	182.3	44.04	175.3	42.83	166.6	38.28
	10	215.2	196.3	42.20	191.5	40.75	186.2	39.87	182.0	38.54	175.0	37.26	166.6	33.49
		269.0	196.9	42.26	192.0	40.86	186.5	39.98	182.3	38.59	175.3	37.23	166.9	33.52
		538.0	200.0	42.58	194.0	41.35	187.6	40.45	183.4	38.79	176.4	37.12	167.5	33.70
		591.8	201.1	42.58	194.9	41.35	188.4	40.34	183.7	38.68	176.7	37.28	168.0	34.06
		655.0	202.4	42.58	196.0	41.35	189.5	40.21	184.1	38.55	177.1	37.47	168.6	34.50
	15	215.2	196.9	37.34	191.8	36.30	186.2	35.67	181.7	34.82	174.7	33.43	166.3	30.30
		269.0	197.7	37.29	192.4	36.30	186.7	35.67	182.2	34.71	175.2	33.22	166.6	30.19
		538.0	201.0	37.07	195.2	36.30	189.0	35.67	184.5	34.17	177.5	32.18	168.3	29.64
		591.8	202.2	36.82	196.3	35.98	189.8	35.21	185.1	33.70	178.1	32.18	169.4	30.16
		655.0	203.5	36.53	197.6	35.59	190.9	34.67	185.8	33.15	178.8	32.18	170.7	30.79
	20	215.2	200.5	32.23	195.1	31.47	188.7	30.68	183.7	30.16	177.0	29.31	167.7	27.40
		269.0	201.4	32.29	195.7	31.47	189.2	30.68	184.3	30.16	177.5	29.20	168.3	27.37
		538.0	205.8	32.56	198.5	31.47	191.5	30.68	187.3	30.16	179.7	28.66	171.1	27.15
		591.8	207.2	32.56	200.0	31.47	192.6	30.68	187.6	29.64	180.6	28.66	171.4	27.15
		655.0	208.9	32.56	201.8	31.47	193.9	30.68	188.0	29.03	181.7	28.66	171.8	27.15
	25	215.2	206.9	29.34	200.7	28.25	192.6	27.79	188.4	26.75	181.7	25.77	172.2	23.61
		269.0	207.2	29.29	200.7	28.16	192.6	27.68	188.4	26.64	181.7	25.66	172.2	23.61
		538.0	208.9	29.07	200.7	27.67	192.6	27.15	188.4	26.15	181.7	25.11	172.2	23.61
		591.8	210.0	29.07	200.7	27.76	192.6	26.62	188.4	26.15	181.7	24.65	172.2	23.14
		655.0	211.3	29.07	200.7	27.87	192.6	25.97	188.4	26.15	181.7	24.11	172.2	22.59
	30	215.2	210.0	26.75	200.7	25.77	192.6	24.78	188.4	24.26	181.7	22.76	172.2	21.24
		269.0	210.0	26.64	200.7	25.66	192.6	24.67	188.4	24.15	181.7	22.65	172.2	21.13
		538.0	210.0	26.15	200.7	25.11	192.6	24.13	188.4	23.61	181.7	22.11	172.2	20.58
		591.8	210.0	25.95	200.7	24.65	192.6	23.61	188.4	23.14	181.7	22.11	172.2	20.58
		655.0	210.0	25.73	200.7	24.11	192.6	23.00	188.4	22.59	181.7	22.11	172.2	20.58
	35	215.2	210.0	25.36	200.7	23.72	192.6	22.76	188.4	21.76	181.7	20.71	172.2	19.21
		269.0	210.0	25.17	200.7	23.63	192.6	22.65	188.4	21.65	181.7	20.61	172.2	19.10
		538.0	210.0	24.13	200.7	23.14	192.6	22.11	188.4	21.12	181.7	20.12	172.2	18.61
		591.8	210.0	23.50	200.7	22.63	192.6	21.64	188.4	21.12	181.7	20.12	172.2	18.61
		655.0	210.0	22.76	200.7	22.02	192.6	21.09	188.4	21.12	181.7	20.12	172.2	18.61
	40	215.2	210.0	23.86	200.7	22.87	192.6	21.37	188.4	20.25	181.7	19.21	172.2	17.69
		269.0	210.0	23.67	200.7	22.68	192.6	21.16	188.4	20.14	181.7	19.10	172.2	17.60
		538.0	210.0	22.63	200.7	21.64	192.6	20.12	188.4	19.60	181.7	18.61	172.2	17.11
591.8		210.0	22.30	200.7	21.12	192.6	20.12	188.4	19.08	181.7	18.10	172.2	16.59	
655.0		210.0	21.91	200.7	20.51	192.6	20.12	188.4	18.47	181.7	17.49	172.2	15.98	
45	215.2	210.0	22.35	200.7	22.02	192.6	19.98	188.4	18.75	181.7	17.69	172.2	16.19	
	269.0	210.0	22.16	200.7	21.70	192.6	19.68	188.4	18.64	181.7	17.60	172.2	16.10	
	538.0	210.0	21.12	200.7	20.12	192.6	18.10	188.4	18.10	181.7	17.11	172.2	15.61	
	591.8	210.0	21.12	200.7	19.60	192.6	18.61	188.4	17.11	181.7	16.07	172.2	14.55	

7. Capacity Tables

Combi. (%)	Inlet Water Temp. (°C)	Water Flow Rate (LPM)	Indoor Air Temp. (°C, DB)											
			16.0		18.0		20.0		21.0		22.0		24.0	
			TC	PI	TC	PI	TC	PI	TC	PI	TC	PI	TC	PI
110	45	655.0	210.0	21.12	200.7	18.99	192.6	19.24	188.4	15.93	181.7	14.83	172.2	13.29
100	-5	215.2	70.90	31.99	70.30	30.16	70.00	27.68	69.50	26.51	68.90	25.33	67.50	23.04
		269.0	72.90	32.45	72.30	30.65	72.00	28.17	71.50	27.00	70.90	25.80	69.50	23.47
		538.0	83.10	34.74	82.60	33.02	82.00	30.68	81.20	29.37	80.60	28.14	79.20	25.58
		591.8	91.80	36.98	91.00	35.32	90.50	33.08	89.80	31.72	89.10	30.32	87.40	27.57
		655.0	102.1	39.66	100.9	38.07	100.4	35.95	100.1	34.53	99.00	32.93	97.10	29.96
	0	215.2	126.8	43.78	124.0	42.47	121.5	40.56	119.3	38.84	117.1	37.18	113.1	33.74
		269.0	127.4	43.86	124.6	42.55	122.1	40.67	119.9	38.95	117.7	37.26	113.7	33.82
		538.0	130.5	44.30	127.7	43.01	124.9	41.13	122.7	39.41	120.7	37.70	116.4	34.28
		591.8	132.4	44.30	129.6	43.01	126.8	41.13	124.6	39.41	122.4	37.70	118.2	34.28
		655.0	134.8	44.30	132.0	43.01	129.2	41.13	127.0	39.41	124.4	37.70	120.2	34.28
	5	215.2	187.0	47.06	180.9	45.91	176.1	44.13	172.7	42.25	164.4	40.45	156.8	36.79
		269.0	187.6	47.23	181.2	46.08	176.1	44.32	172.7	42.44	164.4	40.62	156.8	36.95
		538.0	190.4	48.09	182.5	46.95	176.4	45.25	172.7	43.37	164.4	41.49	156.8	37.70
		591.8	191.5	48.42	182.9	47.27	176.4	45.55	172.7	43.67	164.4	41.76	156.8	37.96
		655.0	192.8	48.81	183.4	47.66	176.4	45.92	172.7	44.04	164.4	42.09	156.8	38.28
	10	215.2	188.1	42.09	181.4	41.16	176.4	39.87	172.7	38.54	164.4	36.63	156.8	33.49
		269.0	188.4	42.25	181.7	41.27	176.4	39.98	172.7	38.59	164.4	36.66	156.8	33.52
		538.0	190.4	43.05	182.6	41.81	176.4	40.45	172.7	38.79	164.4	36.82	156.8	33.70
		591.8	191.8	42.90	183.4	41.81	176.4	40.34	172.7	38.68	164.4	36.71	156.8	33.54
		655.0	193.5	42.74	184.5	41.81	176.4	40.21	172.7	38.55	164.4	36.58	156.8	33.35
	15	215.2	189.0	37.09	182.3	36.47	176.4	35.67	172.7	34.82	164.4	32.78	156.8	30.30
		269.0	189.3	37.25	182.3	36.50	176.4	35.67	172.7	34.71	164.4	32.67	156.8	30.19
		538.0	190.4	38.02	182.8	36.60	176.4	35.67	172.7	34.17	164.4	32.18	156.8	29.64
		591.8	192.1	37.39	183.7	36.30	176.4	35.21	172.7	33.70	164.4	31.66	156.8	29.18
		655.0	194.1	36.65	184.8	35.95	176.4	34.67	172.7	33.15	164.4	31.05	156.8	28.64
	20	215.2	190.1	31.74	183.1	30.92	176.4	30.16	172.7	29.75	164.4	27.79	156.8	26.42
		269.0	190.7	31.85	183.1	30.95	176.4	30.16	172.7	29.67	164.4	27.68	156.8	26.20
		538.0	193.7	32.45	183.7	31.04	176.4	30.16	172.7	29.18	164.4	27.15	156.8	25.11
		591.8	194.9	31.88	185.4	30.79	176.4	29.64	172.7	28.66	164.4	26.62	156.8	24.65
		655.0	196.2	31.21	187.4	30.50	176.4	29.03	172.7	28.05	164.4	25.97	156.8	24.11
	25	215.2	192.4	27.73	186.2	26.88	176.4	25.77	172.7	24.78	164.4	23.28	156.8	21.12
		269.0	193.0	27.76	186.2	26.77	176.4	25.66	172.7	24.67	164.4	23.17	156.8	21.12
		538.0	196.0	27.87	186.2	26.15	176.4	25.11	172.7	24.13	164.4	22.63	156.8	21.12
		591.8	196.9	27.24	186.2	25.95	176.4	24.65	172.7	23.61	164.4	22.63	156.8	20.58
		655.0	198.0	26.50	186.2	25.73	176.4	24.11	172.7	23.00	164.4	22.63	156.8	19.93
	30	215.2	196.9	25.24	186.2	23.28	176.4	21.68	172.7	21.24	164.4	19.60	156.8	18.75
		269.0	196.9	25.14	186.2	23.17	176.4	21.65	172.7	21.13	164.4	19.60	156.8	18.64
		538.0	196.9	24.65	186.2	22.63	176.4	21.43	172.7	20.58	164.4	19.60	156.8	18.10
		591.8	196.9	24.13	186.2	22.63	176.4	21.12	172.7	20.58	164.4	19.08	156.8	18.10
		655.0	196.9	23.52	186.2	22.63	176.4	20.77	172.7	20.58	164.4	18.47	156.8	18.10
	35	215.2	196.9	23.39	186.2	21.37	176.4	19.13	172.7	18.75	164.4	17.69	156.8	16.19
		269.0	196.9	23.17	186.2	21.16	176.4	19.10	172.7	18.64	164.4	17.60	156.8	16.10
		538.0	196.9	22.11	186.2	20.12	176.4	18.88	172.7	18.10	164.4	17.11	156.8	15.61
		591.8	196.9	22.11	186.2	20.12	176.4	18.61	172.7	18.10	164.4	17.11	156.8	15.61
		655.0	196.9	22.11	186.2	20.12	176.4	18.28	172.7	18.10	164.4	17.11	156.8	15.61
	40	215.2	196.9	21.89	186.2	19.85	176.4	17.17	172.7	16.73	164.4	15.72	156.8	14.68
		269.0	196.9	21.67	186.2	19.65	176.4	17.12	172.7	16.62	164.4	15.61	156.8	14.58
		538.0	196.9	20.58	186.2	18.61	176.4	16.90	172.7	16.07	164.4	15.09	156.8	14.09
591.8		196.9	20.12	186.2	18.61	176.4	16.59	172.7	16.07	164.4	15.09	156.8	14.09	
655.0		196.9	19.58	186.2	18.61	176.4	16.24	172.7	16.07	164.4	15.09	156.8	14.09	
45	215.2	196.9	20.39	186.2	18.34	176.4	15.12	172.7	14.68	164.4	13.70	156.8	13.18	
	269.0	196.9	20.17	186.2	18.15	176.4	15.09	172.7	14.58	164.4	13.59	156.8	13.07	
	538.0	196.9	19.08	186.2	17.11	176.4	14.87	172.7	14.09	164.4	13.05	156.8	12.58	
	591.8	196.9	18.10	186.2	17.11	176.4	14.55	172.7	14.09	164.4	13.05	156.8	12.58	

7. Capacity Tables

Combi. (%)	Inlet Water Temp. (°C)	Water Flow Rate (LPM)	Indoor Air Temp. (°C, DB)											
			16.0		18.0		20.0		21.0		22.0		24.0	
			TC	PI	TC	PI	TC	PI	TC	PI	TC	PI	TC	PI
100	45	655.0	196.9	16.93	186.2	17.11	176.4	14.16	172.7	14.09	164.4	13.05	156.8	12.58
90	-5	215.2	66.90	29.70	64.90	27.05	63.00	23.75	62.50	22.65	61.90	21.83	61.00	19.59
		269.0	68.90	30.13	66.80	27.48	64.70	24.19	64.20	23.06	63.80	22.24	62.70	19.95
		538.0	78.40	32.24	75.90	29.59	73.70	26.37	73.10	25.11	72.80	24.24	71.10	21.73
		591.8	86.60	34.28	83.80	31.66	81.50	28.44	80.70	27.10	80.30	26.10	78.70	23.45
		655.0	96.30	36.74	93.00	34.14	90.70	30.92	89.70	29.49	89.30	28.32	87.70	25.52
	0	215.2	119.8	40.45	114.2	37.96	108.9	34.85	107.3	33.24	105.6	31.99	101.6	28.74
		269.0	120.4	40.53	114.8	38.04	109.5	34.93	107.9	33.32	106.1	32.07	102.2	28.80
		538.0	123.2	40.97	117.6	38.48	112.3	35.32	110.4	33.70	108.6	32.45	104.7	29.12
		591.8	125.1	40.97	119.3	38.48	114.0	35.32	112.0	33.70	110.4	32.45	106.4	29.12
		655.0	127.5	40.97	121.3	38.48	116.0	35.32	113.9	33.70	112.4	32.45	108.4	29.12
	5	215.2	169.1	43.43	163.8	40.99	158.5	37.94	155.2	36.16	148.4	34.80	141.4	31.25
		269.0	169.4	43.59	163.8	41.15	158.5	38.10	155.2	36.32	148.4	34.96	141.4	31.39
		538.0	170.0	44.41	163.2	41.95	158.5	38.84	155.2	37.07	148.4	35.73	141.4	32.04
		591.8	171.1	44.68	163.5	42.22	158.5	39.16	155.2	37.34	148.4	35.98	141.4	32.29
		655.0	172.4	45.01	163.9	42.55	158.5	39.55	155.2	37.67	148.4	36.29	141.4	32.60
	10	215.2	170.0	38.35	164.3	36.46	158.5	34.34	155.2	32.92	148.4	31.58	141.4	28.47
		269.0	170.0	38.38	164.1	36.49	158.5	34.37	155.2	32.95	148.4	31.56	141.4	28.50
		538.0	169.7	38.48	163.2	36.66	158.5	34.53	155.2	33.13	148.4	31.47	141.4	28.60
		591.8	170.8	38.38	163.8	36.55	158.5	34.42	155.2	33.02	148.4	31.56	141.4	28.71
		655.0	172.1	38.25	164.5	36.42	158.5	34.29	155.2	32.89	148.4	31.67	141.4	28.84
	15	215.2	171.0	33.21	164.9	32.01	158.5	30.81	155.2	29.75	148.4	28.38	141.4	25.77
		269.0	170.7	33.10	164.6	31.90	158.5	30.70	155.2	29.67	148.4	28.19	141.4	25.66
		538.0	169.4	32.56	163.5	31.36	158.5	30.16	155.2	29.18	148.4	27.15	141.4	25.11
		591.8	170.6	32.07	163.8	30.89	158.5	29.64	155.2	28.66	148.4	27.15	141.4	25.11
		655.0	171.9	31.48	164.2	30.34	158.5	29.03	155.2	28.05	148.4	27.15	141.4	25.11
	20	215.2	171.9	28.03	165.5	27.22	158.5	26.29	155.2	25.24	148.4	24.37	141.4	22.87
		269.0	171.9	28.03	165.2	27.16	158.5	26.18	155.2	25.14	148.4	24.18	141.4	22.68
		538.0	171.1	28.03	163.8	26.83	158.5	25.63	155.2	24.65	148.4	23.14	141.4	21.64
		591.8	171.6	27.57	164.4	26.62	158.5	25.63	155.2	24.65	148.4	23.14	141.4	21.64
		655.0	172.2	27.03	165.1	26.36	158.5	25.63	155.2	24.65	148.4	23.14	141.4	21.64
	25	215.2	174.8	24.49	167.7	23.20	158.5	22.22	155.2	21.12	148.4	20.25	141.4	18.75
		269.0	175.1	24.46	167.7	23.15	158.5	22.13	155.2	21.12	148.4	20.14	141.4	18.64
		538.0	176.9	24.24	167.7	22.93	158.5	21.64	155.2	21.12	148.4	19.60	141.4	18.10
		591.8	177.5	23.61	167.7	22.41	158.5	21.64	155.2	20.58	148.4	19.60	141.4	18.10
		655.0	178.2	22.87	167.7	21.80	158.5	21.64	155.2	19.93	148.4	19.60	141.4	18.10
	30	215.2	177.5	22.22	167.7	20.71	158.5	19.21	155.2	18.75	148.4	17.69	141.4	16.07
		269.0	177.5	22.13	167.7	20.61	158.5	19.10	155.2	18.64	148.4	17.60	141.4	16.07
		538.0	177.5	21.64	167.7	20.12	158.5	18.61	155.2	18.10	148.4	17.11	141.4	16.07
		591.8	177.5	21.12	167.7	19.60	158.5	18.61	155.2	18.10	148.4	17.11	141.4	15.61
		655.0	177.5	20.51	167.7	18.99	158.5	18.61	155.2	18.10	148.4	17.11	141.4	15.07
	35	215.2	177.5	20.25	167.7	18.75	158.5	17.25	155.2	16.73	148.4	15.72	141.4	14.68
		269.0	177.5	20.14	167.7	18.64	158.5	17.14	155.2	16.62	148.4	15.61	141.4	14.58
		538.0	177.5	19.60	167.7	18.10	158.5	16.59	155.2	16.07	148.4	15.09	141.4	14.09
		591.8	177.5	19.08	167.7	17.58	158.5	16.07	155.2	15.61	148.4	15.09	141.4	14.09
		655.0	177.5	18.47	167.7	16.97	158.5	15.46	155.2	15.07	148.4	15.09	141.4	14.09
	40	215.2	177.5	18.89	167.7	17.25	158.5	15.21	155.2	14.68	148.4	14.22	141.4	13.18
		269.0	177.5	18.67	167.7	17.14	158.5	15.10	155.2	14.58	148.4	14.11	141.4	13.07
		538.0	177.5	17.58	167.7	16.59	158.5	14.55	155.2	14.09	148.4	13.57	141.4	12.58
591.8		177.5	17.58	167.7	16.59	158.5	14.55	155.2	14.09	148.4	13.57	141.4	12.58	
655.0		177.5	17.58	167.7	16.59	158.5	14.55	155.2	14.09	148.4	13.57	141.4	12.58	
45	215.2	177.5	17.49	167.7	15.72	158.5	13.18	155.2	12.72	148.4	12.72	141.4	11.66	
	269.0	177.5	17.19	167.7	15.61	158.5	13.07	155.2	12.61	148.4	12.61	141.4	11.57	
	538.0	177.5	15.61	167.7	15.09	158.5	12.58	155.2	12.06	148.4	12.06	141.4	11.08	
	591.8	177.5	16.07	167.7	15.61	158.5	13.05	155.2	12.58	148.4	12.06	141.4	11.08	

7. Capacity Tables

Combi. (%)	Inlet Water Temp. (°C)	Water Flow Rate (LPM)	Indoor Air Temp. (°C, DB)											
			16.0		18.0		20.0		21.0		22.0		24.0	
			TC	PI	TC	PI	TC	PI	TC	PI	TC	PI	TC	PI
90	45	655.0	177.5	16.63	167.7	16.24	158.5	13.62	155.2	13.21	148.4	12.06	141.4	11.08
80	-5	215.2	63.30	21.15	59.40	20.36	56.30	19.49	55.50	18.83	55.20	17.96	54.10	16.54
		269.0	65.00	21.54	61.10	20.74	58.00	19.84	57.20	19.16	56.90	18.29	55.70	16.84
		538.0	73.90	23.50	69.40	22.57	65.60	21.59	65.00	20.85	64.70	19.92	63.30	18.31
		591.8	81.80	25.33	76.70	24.34	72.50	23.31	71.70	22.52	71.40	21.48	70.00	19.76
		655.0	91.00	27.53	85.30	26.47	80.80	25.38	79.60	24.52	79.30	23.35	77.90	21.50
	0	215.2	113.1	31.06	104.2	29.81	97.10	28.58	95.20	27.59	93.80	26.28	90.40	24.21
		269.0	113.7	31.14	104.8	29.89	97.70	28.64	95.70	27.65	94.40	26.34	90.90	24.27
		538.0	116.5	31.52	107.3	30.27	100.0	28.96	98.00	27.98	96.90	26.67	93.00	24.54
		591.8	118.2	31.52	108.9	30.27	101.6	28.96	99.70	27.98	98.30	26.67	94.60	24.54
		655.0	120.2	31.52	110.8	30.27	103.5	28.96	101.7	27.98	100.0	26.67	96.50	24.54
	5	215.2	156.3	33.77	147.6	32.50	141.1	31.03	138.0	30.00	132.1	28.61	125.5	26.31
		269.0	156.6	33.93	147.9	32.64	141.1	31.17	138.0	30.14	132.1	28.74	125.5	26.44
		538.0	157.9	34.69	149.0	33.27	141.4	31.88	138.0	30.79	132.1	29.34	125.5	27.05
		591.8	157.9	34.88	148.9	33.54	141.4	32.07	138.0	30.98	132.1	29.53	125.5	27.19
		655.0	157.9	35.12	148.9	33.87	141.4	32.31	138.0	31.22	132.1	29.77	125.5	27.36
	10	215.2	157.1	31.09	148.1	29.67	141.1	28.17	138.0	27.40	132.1	25.93	125.5	24.02
		269.0	157.3	31.06	148.4	29.64	141.1	28.19	138.0	27.40	132.1	25.95	125.5	24.02
		538.0	157.9	30.89	149.0	29.48	141.4	28.25	138.0	27.46	132.1	26.01	125.5	24.07
		591.8	157.9	30.79	148.9	29.59	141.4	28.33	138.0	27.30	132.1	25.85	125.5	23.91
		655.0	157.9	30.66	148.9	29.72	141.4	28.44	138.0	27.11	132.1	25.66	125.5	23.72
	15	215.2	157.9	28.38	148.9	26.88	141.4	25.24	138.0	24.78	132.1	23.28	125.5	21.76
		269.0	157.9	28.19	148.9	26.67	141.4	25.14	138.0	24.67	132.1	23.17	125.5	21.65
		538.0	157.9	27.15	148.9	25.63	141.4	24.65	138.0	24.13	132.1	22.63	125.5	21.12
		591.8	157.9	26.62	148.9	25.63	141.4	24.65	138.0	23.61	132.1	22.11	125.5	20.58
		655.0	157.9	25.97	148.9	25.63	141.4	24.65	138.0	23.00	132.1	21.50	125.5	19.93
	20	215.2	157.9	23.72	148.9	22.76	141.4	21.64	138.0	21.24	132.1	20.25	125.5	18.75
		269.0	157.9	23.63	148.9	22.65	141.4	21.64	138.0	21.13	132.1	20.14	125.5	18.64
		538.0	157.9	23.14	148.9	22.11	141.4	21.64	138.0	20.58	132.1	19.60	125.5	18.10
		591.8	157.9	22.63	148.9	21.64	141.4	21.12	138.0	20.58	132.1	19.08	125.5	18.10
		655.0	157.9	22.02	148.9	21.09	141.4	20.51	138.0	20.58	132.1	18.47	125.5	18.10
	25	215.2	157.9	21.24	148.9	19.73	141.4	18.61	138.0	18.23	132.1	17.25	125.5	16.19
		269.0	157.9	21.13	148.9	19.62	141.4	18.61	138.0	18.12	132.1	17.14	125.5	16.10
		538.0	157.9	20.58	148.9	19.08	141.4	18.61	138.0	17.58	132.1	16.59	125.5	15.61
		591.8	157.9	20.12	148.9	19.08	141.4	18.10	138.0	17.58	132.1	16.59	125.5	15.61
		655.0	157.9	19.58	148.9	19.08	141.4	17.49	138.0	17.58	132.1	16.59	125.5	15.61
	30	215.2	157.9	18.75	148.9	17.69	141.4	16.73	138.0	16.19	132.1	15.21	125.5	14.22
		269.0	157.9	18.64	148.9	17.60	141.4	16.62	138.0	16.10	132.1	15.10	125.5	14.11
		538.0	157.9	18.10	148.9	17.11	141.4	16.07	138.0	15.61	132.1	14.55	125.5	13.57
		591.8	157.9	18.10	148.9	17.11	141.4	16.07	138.0	15.61	132.1	14.55	125.5	13.57
		655.0	157.9	18.10	148.9	17.11	141.4	16.07	138.0	15.61	132.1	14.55	125.5	13.57
	35	215.2	157.9	17.25	148.9	16.19	141.4	14.68	138.0	14.09	132.1	13.70	125.5	12.58
		269.0	157.9	17.14	148.9	16.10	141.4	14.58	138.0	14.09	132.1	13.59	125.5	12.58
		538.0	157.9	16.59	148.9	15.61	141.4	14.09	138.0	14.09	132.1	13.05	125.5	12.58
		591.8	157.9	16.59	148.9	15.09	141.4	14.09	138.0	13.57	132.1	13.05	125.5	12.06
		655.0	157.9	16.59	148.9	14.48	141.4	14.09	138.0	12.96	132.1	13.05	125.5	11.45
	40	215.2	157.9	16.32	148.9	14.68	141.4	13.05	138.0	13.18	132.1	12.06	125.5	11.66
		269.0	157.9	16.13	148.9	14.58	141.4	13.05	138.0	13.07	132.1	12.06	125.5	11.57
		538.0	157.9	15.09	148.9	14.09	141.4	13.05	138.0	12.58	132.1	12.06	125.5	11.08
591.8		157.9	15.09	148.9	14.09	141.4	12.58	138.0	12.58	132.1	12.06	125.5	11.08	
655.0		157.9	15.09	148.9	14.09	141.4	12.03	138.0	12.58	132.1	12.06	125.5	11.08	
45	215.2	157.9	15.45	148.9	13.18	141.4	11.41	138.0	12.31	132.1	10.43	125.5	10.81	
	269.0	157.9	15.15	148.9	13.07	141.4	11.52	138.0	12.12	132.1	10.54	125.5	10.62	
	538.0	157.9	13.57	148.9	12.58	141.4	12.06	138.0	11.08	132.1	11.08	125.5	9.58	
	591.8	157.9	13.57	148.9	13.05	141.4	11.08	138.0	11.55	132.1	11.08	125.5	10.04	

7. Capacity Tables

Combi. (%)	Inlet Water Temp. (°C)	Water Flow Rate (LPM)	Indoor Air Temp. (°C, DB)											
			16.0		18.0		20.0		21.0		22.0		24.0	
			TC	PI	TC	PI	TC	PI	TC	PI	TC	PI	TC	PI
80	45	655.0	157.9	13.57	148.9	13.62	141.4	9.91	138.0	12.12	132.1	11.08	125.5	10.60
70	-5	215.2	55.20	18.18	51.80	17.30	49.00	16.73	48.50	15.78	48.20	15.23	47.40	13.84
		269.0	56.90	18.51	53.20	17.63	50.40	17.03	49.90	16.06	49.60	15.50	48.80	14.09
		538.0	64.70	20.12	60.70	19.19	57.40	18.56	56.80	17.47	56.50	16.84	55.40	15.34
		591.8	71.60	21.73	67.20	20.69	63.30	20.01	62.80	18.83	62.40	18.20	61.30	16.54
		655.0	79.90	23.67	74.90	22.50	70.30	21.75	69.90	20.46	69.40	19.83	68.30	17.98
	0	215.2	98.80	26.59	91.30	25.36	84.80	24.51	83.40	23.07	82.00	22.30	79.20	20.28
		269.0	99.40	26.67	91.80	25.41	85.30	24.59	83.90	23.12	82.50	22.36	79.50	20.33
		538.0	101.7	26.99	94.10	25.68	87.30	24.92	85.90	23.39	84.50	22.63	81.50	20.55
		591.8	103.3	26.99	95.50	25.68	88.50	24.92	87.10	23.39	85.90	22.63	82.60	20.55
		655.0	105.2	26.99	97.20	25.68	89.80	24.92	88.40	23.39	87.60	22.63	83.90	20.55
	5	215.2	136.6	28.98	129.4	27.57	123.2	26.69	120.7	25.16	115.1	24.26	109.8	22.03
		269.0	136.9	29.09	129.7	27.68	123.2	26.80	120.7	25.27	115.1	24.37	109.8	22.14
		538.0	138.0	29.69	130.5	28.28	123.5	27.40	120.7	25.74	115.1	24.92	109.8	22.63
		591.8	138.0	29.89	130.5	28.50	123.5	27.62	120.7	25.95	115.1	25.06	109.8	22.77
		655.0	138.0	30.13	130.5	28.76	123.5	27.88	120.7	26.21	115.1	25.23	109.8	22.94
	10	215.2	137.2	26.67	129.9	25.22	123.5	24.29	120.7	22.93	115.1	22.00	109.8	20.12
		269.0	137.4	26.64	129.9	25.17	123.5	24.24	120.7	22.93	115.1	22.00	109.8	20.12
		538.0	138.0	26.42	130.5	24.95	123.5	24.02	120.7	22.93	115.1	22.00	109.8	20.12
		591.8	138.0	26.53	130.5	25.06	123.5	24.13	120.7	23.04	115.1	21.84	109.8	20.17
		655.0	138.0	26.66	130.5	25.19	123.5	24.26	120.7	23.17	115.1	21.65	109.8	20.23
	15	215.2	138.0	24.37	130.5	22.87	123.5	21.89	120.7	20.71	115.1	19.73	109.8	18.23
		269.0	138.0	24.18	130.5	22.68	123.5	21.67	120.7	20.61	115.1	19.62	109.8	18.12
		538.0	138.0	23.14	130.5	21.64	123.5	20.58	120.7	20.12	115.1	19.08	109.8	17.58
		591.8	138.0	23.14	130.5	21.64	123.5	20.58	120.7	20.12	115.1	18.61	109.8	17.58
		655.0	138.0	23.14	130.5	21.64	123.5	20.58	120.7	20.12	115.1	18.06	109.8	17.58
	20	215.2	138.0	20.25	130.5	19.21	123.5	18.75	120.7	18.23	115.1	17.25	109.8	16.19
		269.0	138.0	20.14	130.5	19.10	123.5	18.64	120.7	18.12	115.1	17.14	109.8	16.10
		538.0	138.0	19.60	130.5	18.61	123.5	18.10	120.7	17.58	115.1	16.59	109.8	15.61
		591.8	138.0	19.60	130.5	18.61	123.5	18.10	120.7	17.11	115.1	16.59	109.8	15.09
		655.0	138.0	19.60	130.5	18.61	123.5	18.10	120.7	16.56	115.1	16.59	109.8	14.48
	25	215.2	138.0	18.23	130.5	17.25	123.5	16.19	120.7	15.72	115.1	14.55	109.8	13.57
		269.0	138.0	18.12	130.5	17.14	123.5	16.10	120.7	15.61	115.1	14.55	109.8	13.57
		538.0	138.0	17.58	130.5	16.59	123.5	15.61	120.7	15.09	115.1	14.55	109.8	13.57
		591.8	138.0	17.11	130.5	16.07	123.5	15.61	120.7	15.09	115.1	14.09	109.8	13.57
		655.0	138.0	16.56	130.5	15.46	123.5	15.61	120.7	15.09	115.1	13.55	109.8	13.57
	30	215.2	138.0	16.19	130.5	15.21	123.5	14.22	120.7	13.57	115.1	13.18	109.8	12.06
		269.0	138.0	16.10	130.5	15.10	123.5	14.11	120.7	13.57	115.1	13.07	109.8	12.06
		538.0	138.0	15.61	130.5	14.55	123.5	13.57	120.7	13.57	115.1	12.58	109.8	12.06
		591.8	138.0	15.61	130.5	14.55	123.5	13.57	120.7	13.05	115.1	12.58	109.8	12.06
		655.0	138.0	15.61	130.5	14.55	123.5	13.57	120.7	12.44	115.1	12.58	109.8	12.06
	35	215.2	138.0	14.68	130.5	13.70	123.5	12.58	120.7	12.72	115.1	11.55	109.8	11.22
		269.0	138.0	14.58	130.5	13.59	123.5	12.58	120.7	12.61	115.1	11.55	109.8	11.11
		538.0	138.0	14.09	130.5	13.05	123.5	12.58	120.7	12.06	115.1	11.55	109.8	10.56
		591.8	138.0	14.09	130.5	13.05	123.5	12.06	120.7	12.06	115.1	11.55	109.8	10.56
		655.0	138.0	14.09	130.5	13.05	123.5	11.45	120.7	12.06	115.1	11.55	109.8	10.56
	40	215.2	138.0	13.70	130.5	12.72	123.5	11.66	120.7	11.08	115.1	10.56	109.8	10.15
		269.0	138.0	13.59	130.5	12.61	123.5	11.57	120.7	11.08	115.1	10.56	109.8	10.07
		538.0	138.0	13.05	130.5	12.06	123.5	11.08	120.7	11.08	115.1	10.56	109.8	9.58
591.8		138.0	13.05	130.5	12.06	123.5	11.08	120.7	10.56	115.1	10.04	109.8	9.58	
655.0		138.0	13.05	130.5	12.06	123.5	11.08	120.7	9.95	115.1	9.43	109.8	9.58	
45	215.2	138.0	12.72	130.5	11.66	123.5	10.81	120.7	9.45	115.1	9.58	109.8	9.17	
	269.0	138.0	12.61	130.5	11.57	123.5	10.62	120.7	9.56	115.1	9.58	109.8	9.06	
	538.0	138.0	12.06	130.5	11.08	123.5	9.58	120.7	10.04	115.1	9.58	109.8	8.52	
	591.8	138.0	12.06	130.5	11.08	123.5	10.04	120.7	9.06	115.1	8.52	109.8	8.52	

7. Capacity Tables

Combi. (%)	Inlet Water Temp. (°C)	Water Flow Rate (LPM)	Indoor Air Temp. (°C, DB)											
			16.0		18.0		20.0		21.0		22.0		24.0	
			TC	PI	TC	PI	TC	PI	TC	PI	TC	PI	TC	PI
70	45	655.0	138.0	12.06	130.5	11.08	123.5	10.60	120.7	7.89	115.1	7.26	109.8	8.52
60	-5	215.2	47.30	14.74	44.50	14.19	42.00	13.64	41.50	12.67	41.40	12.47	40.60	11.14
		269.0	48.70	15.01	45.90	14.46	43.20	13.89	42.60	12.89	42.60	12.69	41.70	11.36
		538.0	55.70	16.38	52.10	15.75	49.30	15.12	48.70	14.03	48.50	13.84	47.60	12.37
		591.8	61.30	17.63	57.40	17.00	54.60	16.32	53.80	15.18	53.70	14.93	52.60	13.32
		655.0	67.90	19.13	63.70	18.50	60.90	17.76	59.70	16.55	60.00	16.24	58.50	14.47
	0	215.2	84.80	21.62	78.10	20.85	72.80	19.95	71.40	18.56	70.50	18.31	67.80	16.35
		269.0	85.30	21.67	78.40	20.90	73.10	20.01	71.70	18.61	70.80	18.36	68.10	16.38
		538.0	87.30	21.94	80.40	21.12	75.10	20.28	73.60	18.83	72.50	18.56	69.70	16.54
		591.8	88.50	21.94	81.70	21.12	76.40	20.28	74.70	18.83	73.70	18.56	70.90	16.54
		655.0	89.80	21.94	83.40	21.12	78.10	20.28	76.00	18.83	75.00	18.56	72.20	16.54
	5	215.2	117.3	23.55	110.6	22.66	106.1	21.72	103.3	20.23	98.90	19.92	94.10	17.74
		269.0	117.6	23.66	110.9	22.77	106.1	21.83	103.3	20.31	98.90	20.00	94.10	17.82
		538.0	118.5	24.13	111.7	23.25	106.1	22.30	103.3	20.74	98.90	20.44	94.10	18.20
		591.8	118.5	24.34	111.4	23.39	106.1	22.46	103.3	20.91	98.90	20.55	94.10	18.37
		655.0	118.5	24.60	111.2	23.56	106.1	22.65	103.3	21.11	98.90	20.68	94.10	18.57
	10	215.2	117.9	21.64	110.9	20.69	106.1	19.71	103.3	18.40	98.90	18.07	94.10	16.19
		269.0	117.9	21.64	111.1	20.69	106.1	19.71	103.3	18.45	98.90	18.07	94.10	16.22
		538.0	118.5	21.64	111.7	20.69	106.1	19.71	103.3	18.67	98.90	17.99	94.10	16.38
		591.8	118.5	21.67	111.4	20.50	106.1	19.49	103.3	18.45	98.90	17.83	94.10	16.22
		655.0	118.5	21.71	111.2	20.28	106.1	19.23	103.3	18.19	98.90	17.64	94.10	16.03
	15	215.2	118.5	19.73	111.4	18.75	106.1	17.69	103.3	16.59	98.90	16.19	94.10	14.55
		269.0	118.5	19.62	111.4	18.64	106.1	17.60	103.3	16.59	98.90	16.10	94.10	14.55
		538.0	118.5	19.08	111.4	18.10	106.1	17.11	103.3	16.59	98.90	15.61	94.10	14.55
		591.8	118.5	19.08	111.4	17.58	106.1	16.59	103.3	16.07	98.90	15.09	94.10	14.09
		655.0	118.5	19.08	111.4	16.97	106.1	15.98	103.3	15.46	98.90	14.48	94.10	13.55
	20	215.2	118.5	17.25	111.4	16.19	106.1	15.21	103.3	14.68	98.90	14.22	94.10	13.18
		269.0	118.5	17.14	111.4	16.10	106.1	15.10	103.3	14.58	98.90	14.11	94.10	13.07
		538.0	118.5	16.59	111.4	15.61	106.1	14.55	103.3	14.09	98.90	13.57	94.10	12.58
		591.8	118.5	16.59	111.4	15.61	106.1	14.55	103.3	14.09	98.90	13.57	94.10	12.58
		655.0	118.5	16.59	111.4	15.61	106.1	14.55	103.3	14.09	98.90	13.57	94.10	12.58
	25	215.2	118.5	15.21	111.4	14.22	106.1	13.05	103.3	13.18	98.90	12.06	94.10	11.66
		269.0	118.5	15.10	111.4	14.11	106.1	13.05	103.3	13.07	98.90	12.06	94.10	11.57
		538.0	118.5	14.55	111.4	13.57	106.1	13.05	103.3	12.58	98.90	12.06	94.10	11.08
		591.8	118.5	14.55	111.4	13.57	106.1	12.58	103.3	12.58	98.90	12.06	94.10	11.08
		655.0	118.5	14.55	111.4	13.57	106.1	12.03	103.3	12.58	98.90	12.06	94.10	11.08
	30	215.2	118.5	13.70	111.4	12.72	106.1	12.20	103.3	11.66	98.90	11.22	94.10	10.70
		269.0	118.5	13.59	111.4	12.61	106.1	12.09	103.3	11.57	98.90	11.11	94.10	10.59
		538.0	118.5	13.05	111.4	12.06	106.1	11.55	103.3	11.08	98.90	10.56	94.10	10.04
		591.8	118.5	13.05	111.4	12.06	106.1	11.55	103.3	11.08	98.90	10.56	94.10	10.04
		655.0	118.5	13.05	111.4	12.06	106.1	11.55	103.3	11.08	98.90	10.56	94.10	10.04
	35	215.2	118.5	12.06	111.4	11.66	106.1	10.56	103.3	10.70	98.90	10.15	94.10	9.69
		269.0	118.5	12.06	111.4	11.57	106.1	10.56	103.3	10.59	98.90	10.07	94.10	9.58
		538.0	118.5	12.06	111.4	11.08	106.1	10.56	103.3	10.04	98.90	9.58	94.10	9.06
		591.8	118.5	12.06	111.4	11.08	106.1	10.04	103.3	10.04	98.90	9.58	94.10	9.06
		655.0	118.5	12.06	111.4	11.08	106.1	9.43	103.3	10.04	98.90	9.58	94.10	9.06
	40	215.2	118.5	11.08	111.4	10.70	106.1	9.58	103.3	9.69	98.90	9.17	94.10	8.52
		269.0	118.5	11.08	111.4	10.59	106.1	9.58	103.3	9.58	98.90	9.06	94.10	8.52
		538.0	118.5	11.08	111.4	10.04	106.1	9.58	103.3	9.06	98.90	8.52	94.10	8.52
591.8		118.5	11.08	111.4	10.04	106.1	9.58	103.3	9.06	98.90	8.52	94.10	8.52	
655.0		118.5	11.08	111.4	10.04	106.1	9.58	103.3	9.06	98.90	8.52	94.10	8.52	
45	215.2	118.5	10.04	111.4	9.69	106.1	8.52	103.3	8.65	98.90	8.19	94.10	7.40	
	269.0	118.5	10.04	111.4	9.58	106.1	8.52	103.3	8.54	98.90	8.08	94.10	7.51	
	538.0	118.5	10.04	111.4	9.06	106.1	8.52	103.3	8.05	98.90	7.54	94.10	8.05	
	591.8	118.5	10.04	111.4	9.06	106.1	9.06	103.3	8.05	98.90	7.54	94.10	8.05	

7. Capacity Tables

Combi. (%)	Inlet Water Temp. (°C)	Water Flow Rate (LPM)	Indoor Air Temp. (°C, DB)											
			16.0		18.0		20.0		21.0		22.0		24.0	
			TC	PI	TC	PI	TC	PI	TC	PI	TC	PI	TC	PI
60	45	655.0	118.5	10.04	111.4	9.06	106.1	9.71	103.3	8.05	98.90	7.54	94.10	8.05
50	-5	215.2	39.50	11.76	37.20	11.14	35.00	10.54	34.50	9.96	34.40	9.36	33.90	8.87
		269.0	40.60	11.98	38.30	11.36	36.10	10.73	35.60	10.15	35.50	9.53	34.80	9.03
		538.0	46.20	12.99	43.40	12.37	41.10	11.65	40.60	11.08	40.30	10.40	39.50	9.77
		591.8	51.00	14.03	47.90	13.32	45.30	12.58	44.80	11.96	44.50	11.19	43.70	10.56
		655.0	56.70	15.27	53.20	14.47	50.30	13.69	49.80	13.01	49.50	12.15	48.70	11.52
	0	215.2	70.50	17.22	65.20	16.35	60.70	15.39	59.40	14.60	58.50	13.73	56.50	12.96
		269.0	70.80	17.25	65.50	16.38	61.00	15.44	59.70	14.65	58.80	13.76	56.80	12.99
		538.0	72.50	17.42	67.20	16.54	62.50	15.64	61.30	14.87	60.50	13.94	58.00	13.16
		591.8	73.70	17.42	68.10	16.54	63.30	15.64	62.20	14.87	61.30	13.94	59.10	13.16
		655.0	75.00	17.42	69.20	16.54	64.40	15.64	63.30	14.87	62.40	13.94	60.40	13.16
	5	215.2	97.40	18.73	92.40	17.74	88.20	16.76	86.00	15.94	82.30	14.96	78.40	14.06
		269.0	97.70	18.81	92.60	17.82	88.20	16.84	86.00	16.00	82.30	15.02	78.40	14.14
		538.0	98.50	19.19	93.20	18.20	88.20	17.22	86.00	16.32	82.30	15.29	78.40	14.46
		591.8	98.50	19.35	93.00	18.37	88.20	17.31	86.00	16.43	82.30	15.45	78.40	14.55
		655.0	98.50	19.54	92.80	18.57	88.20	17.42	86.00	16.56	82.30	15.64	78.40	14.66
	10	215.2	98.00	17.25	92.70	16.24	88.20	15.26	86.00	14.58	82.30	13.48	78.40	12.88
		269.0	98.00	17.22	92.70	16.24	88.20	15.23	86.00	14.55	82.30	13.51	78.40	12.85
		538.0	98.50	17.11	93.20	16.18	88.20	15.12	86.00	14.46	82.30	13.67	78.40	12.74
		591.8	98.50	17.22	93.00	16.22	88.20	15.18	86.00	14.52	82.30	13.46	78.40	12.80
		655.0	98.50	17.35	92.80	16.27	88.20	15.25	86.00	14.59	82.30	13.20	78.40	12.87
	15	215.2	98.50	15.72	93.00	14.68	88.20	13.70	86.00	13.18	82.30	12.06	78.40	11.66
		269.0	98.50	15.61	93.00	14.58	88.20	13.59	86.00	13.07	82.30	12.06	78.40	11.57
		538.0	98.50	15.09	93.00	14.09	88.20	13.05	86.00	12.58	82.30	12.06	78.40	11.08
		591.8	98.50	15.09	93.00	14.09	88.20	13.05	86.00	12.58	82.30	11.55	78.40	11.08
		655.0	98.50	15.09	93.00	14.09	88.20	13.05	86.00	12.58	82.30	10.94	78.40	11.08
	20	215.2	98.50	13.70	93.00	12.72	88.20	12.20	86.00	11.66	82.30	11.22	78.40	10.04
		269.0	98.50	13.59	93.00	12.61	88.20	12.09	86.00	11.57	82.30	11.11	78.40	10.04
		538.0	98.50	13.05	93.00	12.06	88.20	11.55	86.00	11.08	82.30	10.56	78.40	10.04
		591.8	98.50	13.05	93.00	12.06	88.20	11.55	86.00	11.08	82.30	10.56	78.40	10.04
		655.0	98.50	13.05	93.00	12.06	88.20	11.55	86.00	11.08	82.30	10.56	78.40	10.04
	25	215.2	98.50	12.20	93.00	11.08	88.20	10.70	86.00	10.04	82.30	9.58	78.40	9.06
		269.0	98.50	12.09	93.00	11.08	88.20	10.59	86.00	10.04	82.30	9.58	78.40	9.06
		538.0	98.50	11.55	93.00	11.08	88.20	10.04	86.00	10.04	82.30	9.58	78.40	9.06
		591.8	98.50	11.55	93.00	11.08	88.20	10.04	86.00	10.04	82.30	9.58	78.40	9.06
		655.0	98.50	11.55	93.00	11.08	88.20	10.04	86.00	10.04	82.30	9.58	78.40	9.06
	30	215.2	98.50	11.22	93.00	10.15	88.20	9.69	86.00	9.06	82.30	9.17	78.40	8.65
		269.0	98.50	11.11	93.00	10.07	88.20	9.58	86.00	9.06	82.30	9.06	78.40	8.54
		538.0	98.50	10.56	93.00	9.58	88.20	9.06	86.00	9.06	82.30	8.52	78.40	8.05
		591.8	98.50	10.56	93.00	9.58	88.20	9.06	86.00	9.06	82.30	8.52	78.40	8.05
		655.0	98.50	10.56	93.00	9.58	88.20	9.06	86.00	9.06	82.30	8.52	78.40	8.05
	35	215.2	98.50	10.15	93.00	9.06	88.20	8.52	86.00	8.65	82.30	8.05	78.40	7.54
		269.0	98.50	10.07	93.00	9.06	88.20	8.52	86.00	8.54	82.30	8.05	78.40	7.54
		538.0	98.50	9.58	93.00	9.06	88.20	8.52	86.00	8.05	82.30	8.05	78.40	7.54
		591.8	98.50	9.58	93.00	9.06	88.20	8.52	86.00	8.05	82.30	8.05	78.40	7.54
		655.0	98.50	9.58	93.00	9.06	88.20	8.52	86.00	8.05	82.30	8.05	78.40	7.54
	40	215.2	98.50	9.17	93.00	8.65	88.20	8.19	86.00	7.54	82.30	7.67	78.40	7.02
		269.0	98.50	9.06	93.00	8.54	88.20	8.08	86.00	7.54	82.30	7.56	78.40	7.02
		538.0	98.50	8.52	93.00	8.05	88.20	7.54	86.00	7.54	82.30	7.02	78.40	7.02
591.8		98.50	8.52	93.00	8.05	88.20	7.54	86.00	7.54	82.30	7.02	78.40	7.02	
655.0		98.50	8.52	93.00	8.05	88.20	7.54	86.00	7.54	82.30	7.02	78.40	7.02	
45	215.2	98.50	8.19	93.00	8.32	88.20	7.78	86.00	6.44	82.30	7.26	78.40	6.55	
	269.0	98.50	8.08	93.00	8.10	88.20	7.59	86.00	6.55	82.30	7.07	78.40	6.55	
	538.0	98.50	7.54	93.00	7.02	88.20	6.55	86.00	7.02	82.30	6.03	78.40	6.55	
	591.8	98.50	7.54	93.00	7.02	88.20	6.55	86.00	7.02	82.30	6.03	78.40	6.55	

7. Capacity Tables

Combi. (%)	Inlet Water Temp. (°C)	Water Flow Rate (LPM)	Indoor Air Temp. (°C, DB)											
			16.0		18.0		20.0		21.0		22.0		24.0	
			TC	PI	TC	PI	TC	PI	TC	PI	TC	PI	TC	PI
50	45	655.0	98.50	7.54	93.00	7.02	88.20	6.55	86.00	7.02	82.30	6.03	78.40	6.55

Note

- TC: Total Capacity(kW), PI : Power Input(kW)
- Capacity tables show the average value of conditions which may occur.
- The minimum flow rate of the product is based on 50% of the rated flow rate or the value indicated in the specification table, whichever is greater.
However, when the 'Variable Water Flow Valve Control KIT' is applied, the minimum flow rate is allowed to 40% (gray colored area) of the rated flow rate.
- If the flow rate is less than minimum flow rate and the indoor unit combination ratio exceeds 130%, ask to LG Electronics even if the 'Variable Water Flow Valve Control KIT' is applied.

7. Capacity Tables

CRWM580LAS5

Combi. (%)	Inlet Water Temp. (°C)	Water Flow Rate (LPM)	Indoor Air Temp. (°C, DB)											
			16.0		18.0		20.0		21.0		22.0		24.0	
			TC	PI	TC	PI	TC	PI	TC	PI	TC	PI	TC	PI
130	-5	222.8	86.40	32.27	85.80	30.40	85.30	28.28	84.10	27.45	85.20	26.74	82.70	23.98
		288.0	89.40	32.81	88.60	30.97	88.10	28.86	86.80	28.03	88.00	27.29	85.40	24.49
		557.0	101.2	35.06	100.3	33.33	99.80	31.35	98.30	30.45	99.50	29.59	97.10	26.58
		638.7	111.9	37.29	110.8	35.59	110.2	33.80	108.8	32.89	110.2	31.94	107.3	28.64
		720.0	124.9	40.03	123.4	38.38	122.8	36.82	121.4	35.89	123.2	34.83	119.7	31.18
	0	222.8	154.3	44.15	150.8	42.84	147.6	41.44	144.4	40.27	145.0	39.16	138.3	35.06
		288.0	155.3	44.27	151.8	42.94	148.6	41.56	145.4	40.39	145.9	39.26	139.3	35.16
		557.0	159.2	44.74	155.2	43.37	152.0	42.03	148.8	40.86	149.3	39.69	142.7	35.59
		638.7	161.5	44.74	157.5	43.37	154.3	42.03	150.8	40.86	151.4	39.69	144.7	35.59
		720.0	164.3	44.74	160.3	43.37	157.1	42.03	153.3	40.86	154.0	39.69	147.2	35.59
	5	222.8	222.4	47.45	219.0	46.27	214.3	45.10	209.1	43.82	203.3	42.62	192.3	38.16
		288.0	223.1	47.65	219.4	46.49	214.3	45.32	209.1	44.04	203.3	42.82	192.3	38.35
		557.0	226.2	48.51	221.0	47.36	214.6	46.24	209.1	44.96	203.3	43.68	192.3	39.16
		638.7	227.6	48.84	221.6	47.67	214.6	46.55	209.1	45.27	203.3	43.99	192.3	39.44
		720.0	229.4	49.25	222.3	48.06	214.6	46.94	209.1	45.66	203.3	44.38	192.3	39.78
	10	222.8	222.7	43.18	219.0	41.73	213.7	40.94	208.2	40.02	202.7	38.66	191.4	34.89
		288.0	224.0	43.11	220.0	41.76	214.7	41.01	209.1	40.02	203.4	38.63	192.1	34.86
		557.0	229.4	42.78	224.2	41.92	218.1	41.34	212.5	39.97	206.5	38.52	195.2	34.75
		638.7	230.5	43.37	225.6	42.51	219.5	41.50	213.4	40.11	207.9	39.16	196.4	36.40
		720.0	231.9	44.10	227.4	43.24	221.3	41.70	214.6	40.29	209.7	39.96	197.8	38.44
	15	222.8	223.0	38.91	219.2	37.26	212.9	36.85	207.3	36.23	201.9	34.70	190.6	31.63
		288.0	224.7	38.55	220.9	37.10	214.6	36.78	209.0	35.97	203.5	34.44	192.2	31.37
		557.0	232.2	36.98	227.4	36.45	221.5	36.45	215.8	34.92	209.6	33.36	198.4	30.29
		638.7	233.4	37.88	229.7	37.29	224.2	36.45	218.1	34.92	212.5	34.33	200.7	33.36
		720.0	234.8	38.98	232.5	38.32	227.5	36.45	220.9	34.92	216.0	35.54	203.5	37.14
	20	222.8	231.4	35.70	227.3	34.03	221.3	33.30	215.2	32.22	208.8	31.51	196.6	30.54
		288.0	233.1	35.47	229.0	34.00	223.0	33.27	216.9	32.35	210.5	31.71	198.3	30.31
		557.0	240.7	34.44	236.4	33.91	229.7	33.16	223.6	32.89	218.1	32.58	205.6	29.28
		638.7	241.6	34.44	238.1	33.91	232.6	33.36	225.9	32.89	219.8	32.58	207.3	31.13
		720.0	242.8	34.44	240.2	33.91	236.1	33.61	228.7	32.89	221.9	32.58	209.4	33.40
	25	222.8	244.4	34.03	238.1	33.05	232.6	32.49	228.0	31.96	223.0	31.49	210.2	29.42
		288.0	244.4	33.90	238.1	32.99	232.6	32.36	228.0	31.84	223.0	31.36	210.2	29.29
		557.0	244.4	33.36	238.1	32.78	232.6	31.83	228.0	31.35	223.0	30.82	210.2	28.75
		638.7	244.4	32.89	238.1	31.94	232.6	31.35	228.0	30.82	223.0	30.29	210.2	28.28
		720.0	244.4	32.32	238.1	30.91	232.6	30.77	228.0	30.18	223.0	29.65	210.2	27.71
	30	222.8	244.4	33.16	238.1	31.52	232.6	31.21	228.0	30.40	223.0	30.07	210.2	28.00
		288.0	244.4	32.90	238.1	31.46	232.6	31.04	228.0	30.30	223.0	29.81	210.2	27.75
		557.0	244.4	31.83	238.1	31.24	232.6	30.29	228.0	29.81	223.0	28.75	210.2	26.72
		638.7	244.4	31.35	238.1	30.40	232.6	29.81	228.0	29.28	223.0	28.75	210.2	26.72
		720.0	244.4	30.77	238.1	29.37	232.6	29.23	228.0	28.64	223.0	28.75	210.2	26.72
	35	222.8	244.4	31.63	238.1	30.57	232.6	29.95	228.0	28.87	223.0	27.87	210.2	25.91
		288.0	244.4	31.37	238.1	30.41	232.6	29.82	228.0	28.77	223.0	27.74	210.2	25.68
		557.0	244.4	30.29	238.1	29.70	232.6	29.28	228.0	28.28	223.0	27.20	210.2	24.66
		638.7	244.4	30.29	238.1	29.39	232.6	28.75	228.0	27.75	223.0	26.72	210.2	24.66
		720.0	244.4	30.29	238.1	29.02	232.6	28.11	228.0	27.11	223.0	26.14	210.2	24.66
	40	222.8	244.4	30.54	238.1	29.57	232.6	29.01	228.0	28.00	223.0	27.00	210.2	24.38
		288.0	244.4	30.31	238.1	29.40	232.6	28.78	228.0	27.75	223.0	26.74	210.2	24.15
		557.0	244.4	29.28	238.1	28.64	232.6	27.75	228.0	26.72	223.0	25.66	210.2	23.12
		638.7	244.4	28.75	238.1	28.17	232.6	27.75	228.0	26.72	223.0	25.66	210.2	23.12
		720.0	244.4	28.11	238.1	27.60	232.6	27.75	228.0	26.72	223.0	25.66	210.2	23.12
	45	222.8	244.4	29.54	238.1	28.56	232.6	28.12	228.0	27.11	223.0	26.05	210.2	22.84
		288.0	244.4	29.31	238.1	28.39	232.6	27.76	228.0	26.75	223.0	25.69	210.2	22.61
		557.0	244.4	28.28	238.1	27.64	232.6	26.19	228.0	25.19	223.0	24.13	210.2	21.58
		638.7	244.4	27.20	238.1	26.94	232.6	26.72	228.0	25.66	223.0	24.66	210.2	21.58

7. Capacity Tables

Combi. (%)	Inlet Water Temp. (°C)	Water Flow Rate (LPM)	Indoor Air Temp. (°C, DB)											
			16.0		18.0		20.0		21.0		22.0		24.0	
			TC	PI	TC	PI	TC	PI	TC	PI	TC	PI	TC	PI
130	45	720.0	244.4	25.88	238.1	26.09	232.6	27.38	228.0	26.25	223.0	25.32	210.2	21.58
120	-5	222.8	82.10	32.27	81.50	30.40	80.90	28.28	80.00	27.09	80.60	26.30	78.60	23.54
		288.0	84.80	32.81	84.20	30.97	83.60	28.86	82.70	27.66	83.30	26.85	81.30	24.05
		557.0	96.30	35.06	95.40	33.33	94.80	31.35	93.70	30.01	94.50	29.17	91.90	26.14
		638.7	106.2	37.29	105.3	35.59	104.7	33.80	103.5	32.41	104.4	31.46	101.5	28.17
		720.0	118.1	40.03	117.2	38.38	116.6	36.82	115.3	35.36	116.3	34.28	113.1	30.68
	0	222.8	146.8	44.15	143.3	42.84	140.1	41.44	137.4	39.69	137.4	38.57	131.1	34.48
		288.0	147.7	44.27	144.2	42.94	141.0	41.56	138.1	39.81	138.1	38.67	131.8	34.58
		557.0	151.1	44.74	147.6	43.37	144.4	42.03	141.5	40.28	141.5	39.11	135.1	35.03
		638.7	153.4	44.74	149.9	43.37	146.7	42.03	143.6	40.28	143.5	39.11	137.2	35.03
		720.0	156.2	44.74	152.7	43.37	149.5	42.03	146.2	40.28	146.0	39.11	139.8	35.03
	5	222.8	211.7	47.45	208.5	46.27	203.9	45.10	199.0	43.18	192.8	41.98	182.1	37.60
		288.0	212.4	47.65	208.9	46.49	203.9	45.32	199.0	43.40	192.8	42.18	182.1	37.79
		557.0	215.5	48.51	210.5	47.36	203.9	46.24	199.0	44.32	192.8	43.04	182.1	38.52
		638.7	216.6	48.84	209.1	47.67	203.9	46.55	199.0	44.63	192.8	43.37	182.1	38.80
		720.0	218.0	49.25	207.5	48.06	203.9	46.94	199.0	45.02	192.8	43.78	182.1	39.14
	10	222.8	212.5	42.62	208.5	41.45	203.3	40.61	198.4	39.38	192.3	38.07	181.8	34.23
		288.0	213.5	42.77	209.4	41.61	203.9	40.74	199.0	39.44	192.9	38.04	182.2	34.26
		557.0	217.5	43.37	212.8	42.25	206.2	41.34	201.2	39.64	194.8	37.93	184.1	34.44
		638.7	218.6	43.20	212.0	42.25	207.0	41.50	202.1	39.80	195.7	38.10	185.0	35.59
		720.0	220.0	42.99	211.1	42.25	208.1	41.70	203.3	40.00	196.9	38.31	186.2	37.01
	15	222.8	213.1	37.82	208.8	36.68	202.7	36.12	197.8	35.59	191.7	34.16	181.2	30.96
		288.0	214.4	37.89	210.1	36.77	203.8	36.18	198.8	35.46	192.7	33.91	182.2	30.83
		557.0	219.2	38.21	215.2	37.09	208.5	36.45	203.3	34.92	196.6	32.89	186.2	30.29
		638.7	220.4	37.62	214.9	36.76	210.2	36.45	205.1	34.92	198.4	32.89	187.9	32.36
		720.0	221.8	36.91	214.6	36.35	212.3	36.45	207.2	34.92	200.5	32.89	190.0	34.90
	20	222.8	219.0	34.00	214.9	32.55	208.5	31.69	202.7	31.24	196.0	30.85	185.6	29.28
		288.0	220.3	34.00	216.2	32.67	209.6	31.82	204.0	31.36	197.3	30.82	186.6	29.18
		557.0	225.9	34.00	221.3	33.16	214.1	32.36	209.1	31.83	202.2	30.71	191.1	28.75
		638.7	227.1	33.69	221.0	32.89	215.8	32.36	210.2	31.83	203.3	30.82	192.3	29.81
		720.0	228.5	33.32	220.7	32.55	217.9	32.36	211.6	31.83	204.7	30.96	193.7	31.11
	25	222.8	229.7	32.16	223.0	30.66	215.8	30.07	211.2	29.42	205.6	28.87	194.3	26.86
		288.0	229.8	32.06	223.0	30.62	215.8	30.03	211.2	29.29	205.6	28.77	194.3	26.73
		557.0	230.3	31.57	223.0	30.40	215.8	29.81	211.2	28.75	205.6	28.28	194.3	26.19
		638.7	230.9	30.40	223.0	29.59	215.8	29.28	211.2	28.75	205.6	27.75	194.3	26.19
		720.0	231.6	28.96	223.0	28.60	215.8	28.64	211.2	28.75	205.6	27.11	194.3	26.19
	30	222.8	230.9	30.76	223.0	29.23	215.8	28.40	211.2	27.33	205.6	27.00	194.3	24.79
		288.0	230.9	30.51	223.0	29.07	215.8	28.27	211.2	27.21	205.6	26.74	194.3	24.66
		557.0	230.9	29.48	223.0	28.37	215.8	27.75	211.2	26.72	205.6	25.66	194.3	24.13
		638.7	230.9	28.53	223.0	27.75	215.8	27.20	211.2	26.72	205.6	25.66	194.3	23.65
		720.0	230.9	27.36	223.0	26.99	215.8	26.52	211.2	26.72	205.6	25.66	194.3	23.07
	35	222.8	230.9	29.37	223.0	27.78	215.8	27.00	211.2	25.91	205.6	24.91	194.3	22.70
		288.0	230.9	28.98	223.0	27.55	215.8	26.74	211.2	25.68	205.6	24.68	194.3	22.60
		557.0	230.9	27.31	223.0	26.52	215.8	25.66	211.2	24.66	205.6	23.65	194.3	22.11
		638.7	230.9	27.00	223.0	26.30	215.8	25.66	211.2	24.66	205.6	23.65	194.3	21.58
		720.0	230.9	26.63	223.0	26.03	215.8	25.66	211.2	24.66	205.6	23.65	194.3	20.94
	40	222.8	230.9	28.50	223.0	26.50	215.8	25.46	211.2	24.38	205.6	23.37	194.3	21.17
		288.0	230.9	27.98	223.0	26.21	215.8	25.20	211.2	24.15	205.6	23.14	194.3	21.05
		557.0	230.9	25.77	223.0	24.97	215.8	24.13	211.2	23.12	205.6	22.11	194.3	20.56
638.7		230.9	25.46	223.0	24.66	215.8	24.13	211.2	23.12	205.6	22.11	194.3	20.03	
720.0		230.9	25.09	223.0	24.29	215.8	24.13	211.2	23.12	205.6	22.11	194.3	19.39	
45	222.8	230.9	27.62	223.0	25.24	215.8	23.91	211.2	22.84	205.6	21.84	194.3	19.63	
	288.0	230.9	26.97	223.0	24.89	215.8	23.65	211.2	22.61	205.6	21.59	194.3	19.51	
	557.0	230.9	24.24	223.0	23.43	215.8	22.59	211.2	21.58	205.6	20.56	194.3	19.02	
	638.7	230.9	23.91	223.0	23.01	215.8	22.59	211.2	21.58	205.6	20.56	194.3	18.49	

7. Capacity Tables

Combi. (%)	Inlet Water Temp. (°C)	Water Flow Rate (LPM)	Indoor Air Temp. (°C, DB)											
			16.0		18.0		20.0		21.0		22.0		24.0	
			TC	PI	TC	PI	TC	PI	TC	PI	TC	PI	TC	PI
120	45	720.0	230.9	23.50	223.0	22.50	215.8	22.59	211.2	21.58	205.6	20.56	194.3	17.85
110	-5	222.8	77.70	32.69	77.20	30.40	76.80	28.28	76.00	27.09	76.00	26.30	74.50	23.54
		288.0	80.40	33.23	79.90	30.97	79.50	28.86	78.60	27.66	78.60	26.85	76.90	24.05
		557.0	91.00	35.50	90.50	33.33	89.90	31.35	89.00	30.01	89.00	29.17	87.30	26.14
		638.7	100.4	37.79	99.80	35.59	99.20	33.80	98.30	32.41	98.30	31.46	96.30	28.17
		720.0	111.6	40.61	111.0	38.38	110.4	36.82	109.5	35.36	109.5	34.28	107.2	30.68
	0	222.8	138.9	44.74	135.8	42.84	133.1	41.44	130.5	39.69	129.3	38.57	124.4	34.48
		288.0	139.6	44.84	136.5	42.94	133.8	41.56	131.2	39.81	130.0	38.67	125.1	34.58
		557.0	143.0	45.27	139.8	43.37	136.9	42.03	134.3	40.28	133.1	39.11	127.9	35.03
		638.7	145.0	45.27	142.1	43.37	138.9	42.03	136.3	40.28	135.1	39.11	129.9	35.03
		720.0	147.5	45.27	144.9	43.37	141.4	42.03	138.8	40.28	137.6	39.11	132.4	35.03
	5	222.8	202.7	48.09	197.8	46.27	193.2	45.10	188.8	43.18	181.5	41.98	172.6	37.60
		288.0	203.4	48.29	198.2	46.49	193.2	45.32	188.8	43.40	181.5	42.18	172.6	37.79
		557.0	205.9	49.15	199.8	47.36	193.4	46.24	188.8	44.32	181.5	43.04	172.6	38.52
		638.7	207.1	49.48	200.1	47.67	193.4	46.55	188.8	44.63	181.5	43.37	172.6	38.80
		720.0	208.5	49.89	200.6	48.06	193.4	46.94	188.8	45.02	181.5	43.78	172.6	39.14
	10	222.8	203.3	43.12	198.4	41.64	192.9	40.75	188.5	39.38	181.2	38.07	172.5	34.23
		288.0	204.0	43.19	199.0	41.76	193.2	40.87	188.8	39.44	181.5	38.04	172.8	34.26
		557.0	207.1	43.51	200.9	42.25	194.3	41.34	190.0	39.64	182.7	37.93	173.5	34.44
		638.7	208.3	43.51	201.8	42.25	195.2	41.23	190.3	39.53	183.0	38.10	174.0	34.81
		720.0	209.7	43.51	203.0	42.25	196.4	41.09	190.8	39.39	183.5	38.31	174.7	35.27
	15	222.8	203.9	38.15	198.6	37.09	192.8	36.45	188.2	35.59	180.9	34.16	172.3	30.96
		288.0	204.8	38.09	199.3	37.09	193.4	36.45	188.8	35.46	181.6	33.91	172.7	30.83
		557.0	208.2	37.88	202.2	37.09	195.7	36.45	191.1	34.92	183.9	32.89	174.3	30.29
		638.7	209.4	37.62	203.3	36.76	196.6	35.98	191.7	34.44	184.4	32.89	175.4	30.82
		720.0	210.8	37.32	204.7	36.35	197.8	35.41	192.4	33.86	185.1	32.89	176.8	31.48
	20	222.8	207.7	32.94	202.1	32.16	195.5	31.35	190.3	30.82	183.3	29.95	173.7	28.00
		288.0	208.7	33.00	202.8	32.16	196.1	31.35	191.0	30.82	183.9	29.82	174.4	27.96
		557.0	213.2	33.27	205.6	32.16	198.4	31.35	194.0	30.82	186.2	29.28	177.2	27.75
		638.7	214.6	33.27	207.1	32.16	199.5	31.35	194.3	30.29	187.1	29.28	177.5	27.75
		720.0	216.4	33.27	209.0	32.16	200.9	31.35	194.8	29.65	188.3	29.28	178.0	27.75
	25	222.8	214.3	29.98	207.9	28.87	199.5	28.40	195.2	27.33	188.2	26.33	178.3	24.13
		288.0	214.7	29.92	207.9	28.77	199.5	28.27	195.2	27.21	188.2	26.20	178.3	24.13
		557.0	216.3	29.70	207.9	28.28	199.5	27.75	195.2	26.72	188.2	25.66	178.3	24.13
		638.7	217.5	29.70	207.9	28.37	199.5	27.20	195.2	26.72	188.2	25.19	178.3	23.65
		720.0	218.9	29.70	207.9	28.49	199.5	26.52	195.2	26.72	188.2	24.62	178.3	23.07
	30	222.8	217.5	27.33	207.9	26.33	199.5	25.32	195.2	24.79	188.2	23.26	178.3	21.70
		288.0	217.5	27.21	207.9	26.20	199.5	25.19	195.2	24.66	188.2	23.13	178.3	21.57
		557.0	217.5	26.72	207.9	25.66	199.5	24.66	195.2	24.13	188.2	22.59	178.3	21.03
		638.7	217.5	26.52	207.9	25.19	199.5	24.13	195.2	23.65	188.2	22.59	178.3	21.03
		720.0	217.5	26.29	207.9	24.62	199.5	23.49	195.2	23.07	188.2	22.59	178.3	21.03
	35	222.8	217.5	25.91	207.9	24.24	199.5	23.26	195.2	22.23	188.2	21.17	178.3	19.63
		288.0	217.5	25.68	207.9	24.14	199.5	23.13	195.2	22.10	188.2	21.05	178.3	19.51
		557.0	217.5	24.66	207.9	23.65	199.5	22.59	195.2	21.58	188.2	20.56	178.3	19.02
		638.7	217.5	24.02	207.9	23.12	199.5	22.11	195.2	21.58	188.2	20.56	178.3	19.02
		720.0	217.5	23.24	207.9	22.48	199.5	21.53	195.2	21.58	188.2	20.56	178.3	19.02
	40	222.8	217.5	24.38	207.9	23.37	199.5	21.84	195.2	20.70	188.2	19.63	178.3	18.08
		288.0	217.5	24.15	207.9	23.14	199.5	21.59	195.2	20.57	188.2	19.51	178.3	17.98
		557.0	217.5	23.12	207.9	22.11	199.5	20.56	195.2	20.03	188.2	19.02	178.3	17.49
638.7		217.5	22.79	207.9	21.58	199.5	20.56	195.2	19.50	188.2	18.49	178.3	16.96	
720.0		217.5	22.38	207.9	20.94	199.5	20.56	195.2	18.86	188.2	17.85	178.3	16.32	
45	222.8	217.5	22.84	207.9	22.50	199.5	20.42	195.2	19.16	188.2	18.08	178.3	16.54	
	288.0	217.5	22.61	207.9	22.12	199.5	20.06	195.2	19.03	188.2	17.98	178.3	16.44	
	557.0	217.5	21.58	207.9	20.56	199.5	18.49	195.2	18.49	188.2	17.49	178.3	15.95	
	638.7	217.5	21.58	207.9	20.03	199.5	19.02	195.2	17.49	188.2	16.43	178.3	14.87	

7. Capacity Tables

Combi. (%)	Inlet Water Temp. (°C)	Water Flow Rate (LPM)	Indoor Air Temp. (°C, DB)											
			16.0		18.0		20.0		21.0		22.0		24.0	
			TC	PI	TC	PI	TC	PI	TC	PI	TC	PI	TC	PI
110	45	720.0	217.5	21.58	207.9	19.39	199.5	19.68	195.2	16.26	188.2	15.13	178.3	13.55
100	-5	222.8	73.40	32.69	72.80	30.82	72.50	28.28	71.90	27.09	71.30	25.88	69.90	23.54
		288.0	75.80	33.23	75.20	31.39	74.90	28.86	74.30	27.66	73.70	26.43	72.30	24.05
		557.0	86.10	35.50	85.50	33.75	85.00	31.35	84.10	30.01	83.50	28.75	82.10	26.14
		638.7	95.10	37.79	94.30	36.09	93.70	33.80	93.10	32.41	92.20	30.99	90.50	28.17
		720.0	106.0	40.61	104.8	38.97	104.2	36.82	104.0	35.36	102.7	33.74	100.7	30.68
	0	222.8	131.3	44.74	128.4	43.40	125.8	41.44	123.5	39.69	121.2	37.99	117.1	34.48
		288.0	132.0	44.84	129.1	43.50	126.5	41.56	124.2	39.81	121.9	38.09	117.8	34.58
		557.0	135.1	45.27	132.2	43.95	129.3	42.03	127.1	40.28	125.0	38.52	120.6	35.03
		638.7	137.2	45.27	134.3	43.95	131.4	42.03	129.0	40.28	126.7	38.52	122.4	35.03
		720.0	139.8	45.27	136.9	43.95	134.0	42.03	131.5	40.28	128.8	38.52	124.5	35.03
	5	222.8	193.7	48.09	187.3	46.91	182.4	45.10	178.9	43.18	170.2	41.34	162.4	37.60
		288.0	194.4	48.29	187.7	47.11	182.4	45.32	178.9	43.40	170.2	41.54	162.4	37.79
		557.0	197.2	49.15	189.1	47.98	182.7	46.24	178.9	44.32	170.2	42.40	162.4	38.52
		638.7	198.4	49.48	189.4	48.31	182.7	46.55	178.9	44.63	170.2	42.67	162.4	38.80
		720.0	199.8	49.89	189.9	48.72	182.7	46.94	178.9	45.02	170.2	43.01	162.4	39.14
	10	222.8	194.9	43.01	187.9	42.06	182.7	40.75	178.9	39.38	170.2	37.43	162.4	34.23
		288.0	195.3	43.20	188.2	42.19	182.7	40.87	178.9	39.44	170.2	37.46	162.4	34.26
		557.0	197.2	43.99	189.1	42.73	182.7	41.34	178.9	39.64	170.2	37.62	162.4	34.44
		638.7	198.6	43.84	190.0	42.73	182.7	41.23	178.9	39.53	170.2	37.51	162.4	34.28
		720.0	200.4	43.67	191.2	42.73	182.7	41.09	178.9	39.39	170.2	37.37	162.4	34.08
	15	222.8	195.8	37.91	188.8	37.27	182.7	36.45	178.9	35.59	170.2	33.50	162.4	30.96
		288.0	196.1	38.10	188.9	37.30	182.7	36.45	178.9	35.46	170.2	33.38	162.4	30.83
		557.0	197.2	38.85	189.4	37.40	182.7	36.45	178.9	34.92	170.2	32.89	162.4	30.29
		638.7	198.9	38.21	190.3	37.09	182.7	35.98	178.9	34.44	170.2	32.36	162.4	29.81
		720.0	201.0	37.43	191.5	36.72	182.7	35.41	178.9	33.86	170.2	31.72	162.4	29.23
	20	222.8	196.9	32.43	189.7	31.60	182.7	30.82	178.9	30.40	170.2	28.40	162.4	27.00
		288.0	197.6	32.56	189.8	31.63	182.7	30.82	178.9	30.30	170.2	28.27	162.4	26.74
		557.0	200.6	33.16	190.3	31.72	182.7	30.82	178.9	29.81	170.2	27.75	162.4	25.66
		638.7	201.8	32.58	192.0	31.46	182.7	30.29	178.9	29.28	170.2	27.20	162.4	25.19
		720.0	203.2	31.87	194.1	31.16	182.7	29.65	178.9	28.64	170.2	26.52	162.4	24.62
	25	222.8	199.3	28.34	192.8	27.47	182.7	26.33	178.9	25.32	170.2	23.79	162.4	21.58
		288.0	200.0	28.37	192.8	27.34	182.7	26.20	178.9	25.19	170.2	23.66	162.4	21.58
		557.0	203.0	28.48	192.8	26.72	182.7	25.66	178.9	24.66	170.2	23.12	162.4	21.58
		638.7	203.9	27.84	192.8	26.52	182.7	25.19	178.9	24.13	170.2	23.12	162.4	21.03
		720.0	205.1	27.06	192.8	26.29	182.7	24.62	178.9	23.49	170.2	23.12	162.4	20.35
	30	222.8	203.9	25.80	192.8	23.79	182.7	22.15	178.9	21.70	170.2	20.03	162.4	19.16
		288.0	203.9	25.68	192.8	23.66	182.7	22.11	178.9	21.57	170.2	20.03	162.4	19.03
		557.0	203.9	25.19	192.8	23.12	182.7	21.89	178.9	21.03	170.2	20.03	162.4	18.49
		638.7	203.9	24.66	192.8	23.12	182.7	21.58	178.9	21.03	170.2	19.50	162.4	18.49
		720.0	203.9	24.02	192.8	23.12	182.7	21.21	178.9	21.03	170.2	18.86	162.4	18.49
	35	222.8	203.9	23.91	192.8	21.84	182.7	19.55	178.9	19.16	170.2	18.08	162.4	16.54
		288.0	203.9	23.65	192.8	21.59	182.7	19.51	178.9	19.03	170.2	17.98	162.4	16.44
		557.0	203.9	22.59	192.8	20.56	182.7	19.30	178.9	18.49	170.2	17.49	162.4	15.95
		638.7	203.9	22.59	192.8	20.56	182.7	19.02	178.9	18.49	170.2	17.49	162.4	15.95
		720.0	203.9	22.59	192.8	20.56	182.7	18.68	178.9	18.49	170.2	17.49	162.4	15.95
	40	222.8	203.9	22.37	192.8	20.28	182.7	17.54	178.9	17.09	170.2	16.07	162.4	15.00
		288.0	203.9	22.11	192.8	20.05	182.7	17.48	178.9	16.96	170.2	15.94	162.4	14.88
		557.0	203.9	21.03	192.8	19.02	182.7	17.27	178.9	16.43	170.2	15.42	162.4	14.39
638.7		203.9	20.56	192.8	19.02	182.7	16.96	178.9	16.43	170.2	15.42	162.4	14.39	
720.0		203.9	19.99	192.8	19.02	182.7	16.59	178.9	16.43	170.2	15.42	162.4	14.39	
45	222.8	203.9	20.83	192.8	18.74	182.7	15.46	178.9	15.00	170.2	14.00	162.4	13.47	
	288.0	203.9	20.57	192.8	18.51	182.7	15.42	178.9	14.88	170.2	13.87	162.4	13.35	
	557.0	203.9	19.50	192.8	17.49	182.7	15.20	178.9	14.39	170.2	13.33	162.4	12.86	
	638.7	203.9	18.49	192.8	17.49	182.7	14.87	178.9	14.39	170.2	13.33	162.4	12.86	

7. Capacity Tables

Combi. (%)	Inlet Water Temp. (°C)	Water Flow Rate (LPM)	Indoor Air Temp. (°C, DB)											
			16.0		18.0		20.0		21.0		22.0		24.0	
			TC	PI	TC	PI	TC	PI	TC	PI	TC	PI	TC	PI
100	45	720.0	203.9	17.25	192.8	17.49	182.7	14.46	178.9	14.39	170.2	13.33	162.4	12.86
90	-5	222.8	69.30	30.35	67.30	27.64	65.20	24.27	64.70	23.15	64.10	22.31	63.20	20.02
		288.0	71.70	30.86	69.60	28.15	67.30	24.78	66.80	23.63	66.40	22.79	65.30	20.44
		557.0	81.20	32.94	78.60	30.23	76.30	26.94	75.70	25.66	75.40	24.77	73.70	22.20
		638.7	89.60	35.03	86.80	32.36	84.40	29.06	83.60	27.69	83.20	26.67	81.50	23.96
		720.0	99.80	37.61	96.60	34.97	94.20	31.67	93.20	30.20	92.70	29.01	91.00	26.13
	0	222.8	124.1	41.34	118.3	38.79	112.8	35.62	111.1	33.97	109.3	32.69	105.3	29.37
		288.0	124.8	41.44	119.0	38.89	113.5	35.71	111.8	34.06	110.0	32.78	106.0	29.44
		557.0	127.6	41.87	121.8	39.33	116.3	36.09	114.3	34.44	112.5	33.16	108.5	29.76
		638.7	129.6	41.87	123.5	39.33	118.1	36.09	116.0	34.44	114.3	33.16	110.2	29.76
		720.0	132.1	41.87	125.6	39.33	120.2	36.09	118.1	34.44	116.4	33.16	112.3	29.76
	5	222.8	175.2	44.38	169.6	41.89	164.2	38.77	160.7	36.96	153.7	35.57	146.4	31.94
		288.0	175.5	44.57	169.5	42.08	164.2	38.96	160.7	37.15	153.7	35.76	146.4	32.10
		557.0	176.0	45.38	169.0	42.87	164.2	39.69	160.7	37.88	153.7	36.51	146.4	32.74
		638.7	177.2	45.65	169.4	43.15	164.2	40.02	160.7	38.15	153.7	36.76	146.4	33.00
		720.0	178.6	45.99	169.9	43.49	164.2	40.43	160.7	38.49	153.7	37.08	146.4	33.32
	10	222.8	176.1	39.19	170.2	37.26	164.2	35.09	160.7	33.64	153.7	32.27	146.4	29.09
		288.0	176.0	39.22	169.9	37.30	164.2	35.12	160.7	33.68	153.7	32.24	146.4	29.12
		557.0	175.7	39.33	169.1	37.46	164.2	35.28	160.7	33.86	153.7	32.16	146.4	29.23
		638.7	176.9	39.22	169.6	37.35	164.2	35.17	160.7	33.75	153.7	32.25	146.4	29.34
		720.0	178.3	39.08	170.3	37.21	164.2	35.03	160.7	33.61	153.7	32.37	146.4	29.48
	15	222.8	177.1	33.94	170.8	32.71	164.2	31.49	160.7	30.40	153.7	29.01	146.4	26.33
		288.0	176.8	33.81	170.5	32.58	164.2	31.36	160.7	30.30	153.7	28.78	146.4	26.20
		557.0	175.5	33.27	169.3	32.05	164.2	30.82	160.7	29.81	153.7	27.75	146.4	25.66
		638.7	176.7	32.78	169.7	31.57	164.2	30.29	160.7	29.28	153.7	27.75	146.4	25.66
		720.0	178.1	32.17	170.2	30.99	164.2	29.65	160.7	28.64	153.7	27.75	146.4	25.66
	20	222.8	178.1	28.64	171.4	27.81	164.2	26.86	160.7	25.80	153.7	24.91	146.4	23.37
		288.0	178.0	28.64	171.1	27.74	164.2	26.73	160.7	25.68	153.7	24.68	146.4	23.14
		557.0	177.2	28.64	169.7	27.42	164.2	26.19	160.7	25.19	153.7	23.65	146.4	22.11
		638.7	177.8	28.17	170.2	27.20	164.2	26.19	160.7	25.19	153.7	23.65	146.4	22.11
		720.0	178.5	27.60	170.9	26.93	164.2	26.19	160.7	25.19	153.7	23.65	146.4	22.11
	25	222.8	181.0	25.02	173.7	23.71	164.2	22.70	160.7	21.58	153.7	20.70	146.4	19.16
		288.0	181.4	24.98	173.7	23.65	164.2	22.60	160.7	21.58	153.7	20.57	146.4	19.03
		557.0	183.3	24.77	173.7	23.43	164.2	22.11	160.7	21.58	153.7	20.03	146.4	18.49
		638.7	183.9	24.13	173.7	22.90	164.2	22.11	160.7	21.03	153.7	20.03	146.4	18.49
		720.0	184.6	23.35	173.7	22.26	164.2	22.11	160.7	20.35	153.7	20.03	146.4	18.49
	30	222.8	183.9	22.70	173.7	21.17	164.2	19.63	160.7	19.16	153.7	18.08	146.4	16.43
		288.0	183.9	22.60	173.7	21.05	164.2	19.51	160.7	19.03	153.7	17.98	146.4	16.43
		557.0	183.9	22.11	173.7	20.56	164.2	19.02	160.7	18.49	153.7	17.49	146.4	16.43
		638.7	183.9	21.58	173.7	20.03	164.2	19.02	160.7	18.49	153.7	17.49	146.4	15.95
		720.0	183.9	20.94	173.7	19.39	164.2	19.02	160.7	18.49	153.7	17.49	146.4	15.37
	35	222.8	183.9	20.70	173.7	19.16	164.2	17.62	160.7	17.09	153.7	16.07	146.4	15.00
		288.0	183.9	20.57	173.7	19.03	164.2	17.49	160.7	16.96	153.7	15.94	146.4	14.88
		557.0	183.9	20.03	173.7	18.49	164.2	16.96	160.7	16.43	153.7	15.42	146.4	14.39
		638.7	183.9	19.50	173.7	17.96	164.2	16.43	160.7	15.95	153.7	15.42	146.4	14.39
		720.0	183.9	18.86	173.7	17.32	164.2	15.79	160.7	15.37	153.7	15.42	146.4	14.39
	40	222.8	183.9	19.30	173.7	17.62	164.2	15.54	160.7	15.00	153.7	14.53	146.4	13.47
		288.0	183.9	19.04	173.7	17.49	164.2	15.41	160.7	14.88	153.7	14.40	146.4	13.35
		557.0	183.9	17.96	173.7	16.96	164.2	14.87	160.7	14.39	153.7	13.86	146.4	12.86
638.7		183.9	17.96	173.7	16.96	164.2	14.87	160.7	14.39	153.7	13.86	146.4	12.86	
720.0		183.9	17.96	173.7	16.96	164.2	14.87	160.7	14.39	153.7	13.86	146.4	12.86	
45	222.8	183.9	17.88	173.7	16.07	164.2	13.47	160.7	13.00	153.7	13.00	146.4	11.91	
	288.0	183.9	17.52	173.7	15.94	164.2	13.35	160.7	12.87	153.7	12.87	146.4	11.81	
	557.0	183.9	15.95	173.7	15.42	164.2	12.86	160.7	12.33	153.7	12.33	146.4	11.32	
	638.7	183.9	16.43	173.7	15.95	164.2	13.33	160.7	12.86	153.7	12.33	146.4	11.32	

7. Capacity Tables

Combi. (%)	Inlet Water Temp. (°C)	Water Flow Rate (LPM)	Indoor Air Temp. (°C, DB)											
			16.0		18.0		20.0		21.0		22.0		24.0	
			TC	PI	TC	PI	TC	PI	TC	PI	TC	PI	TC	PI
90	45	720.0	183.9	17.03	173.7	16.61	164.2	13.92	160.7	13.52	153.7	12.33	146.4	11.32
80	-5	222.8	65.60	21.62	61.50	20.80	58.30	19.92	57.40	19.25	57.10	18.35	56.00	16.90
		288.0	67.70	22.08	63.50	21.25	60.30	20.33	59.40	19.64	59.10	18.74	58.00	17.25
		557.0	76.60	24.02	71.90	23.06	67.90	22.06	67.30	21.31	67.00	20.36	65.60	18.71
		638.7	84.70	25.88	79.40	24.88	75.10	23.82	74.20	23.01	73.90	21.95	72.50	20.19
		720.0	94.50	28.18	88.50	27.12	83.90	25.99	82.50	25.11	82.20	23.92	80.80	22.02
	0	222.8	117.1	31.74	107.9	30.46	100.6	29.20	98.60	28.20	97.20	26.86	93.60	24.74
		288.0	117.8	31.83	108.6	30.55	101.2	29.27	99.20	28.27	97.80	26.93	94.20	24.81
		557.0	120.6	32.21	111.1	30.93	103.5	29.59	101.5	28.59	100.3	27.25	96.30	25.08
		638.7	122.4	32.21	112.8	30.93	105.2	29.59	103.2	28.59	101.8	27.25	98.00	25.08
		720.0	124.5	32.21	114.9	30.93	107.3	29.59	105.3	28.59	103.7	27.25	100.1	25.08
	5	222.8	161.9	34.50	152.8	33.22	146.1	31.71	143.0	30.65	136.9	29.23	129.9	26.89
		288.0	162.2	34.69	153.1	33.38	146.1	31.87	143.0	30.81	136.9	29.38	129.9	27.04
		557.0	163.6	35.45	154.3	34.00	146.4	32.58	143.0	31.46	136.9	29.98	129.9	27.64
		638.7	163.6	35.65	154.2	34.28	146.4	32.78	143.0	31.66	136.9	30.18	129.9	27.78
		720.0	163.6	35.90	154.1	34.62	146.4	33.03	143.0	31.91	136.9	30.43	129.9	27.96
	10	222.8	162.7	31.77	153.4	30.32	146.1	28.78	143.0	28.00	136.9	26.50	129.9	24.54
		288.0	163.0	31.73	153.7	30.28	146.1	28.81	143.0	28.01	136.9	26.53	129.9	24.55
		557.0	163.6	31.57	154.3	30.12	146.4	28.86	143.0	28.06	136.9	26.58	129.9	24.60
		638.7	163.6	31.46	154.2	30.23	146.4	28.95	143.0	27.89	136.9	26.41	129.9	24.44
		720.0	163.6	31.32	154.1	30.37	146.4	29.07	143.0	27.68	136.9	26.20	129.9	24.24
	15	222.8	163.6	29.01	154.2	27.47	146.4	25.80	143.0	25.32	136.9	23.79	129.9	22.23
		288.0	163.6	28.78	154.2	27.22	146.4	25.68	143.0	25.19	136.9	23.66	129.9	22.10
		557.0	163.6	27.75	154.2	26.19	146.4	25.19	143.0	24.66	136.9	23.12	129.9	21.58
		638.7	163.6	27.20	154.2	26.19	146.4	25.19	143.0	24.13	136.9	22.59	129.9	21.03
		720.0	163.6	26.52	154.2	26.19	146.4	25.19	143.0	23.49	136.9	21.95	129.9	20.35
	20	222.8	163.6	24.24	154.2	23.26	146.4	22.11	143.0	21.70	136.9	20.70	129.9	19.16
		288.0	163.6	24.14	154.2	23.13	146.4	22.11	143.0	21.57	136.9	20.57	129.9	19.03
		557.0	163.6	23.65	154.2	22.59	146.4	22.11	143.0	21.03	136.9	20.03	129.9	18.49
		638.7	163.6	23.12	154.2	22.11	146.4	21.58	143.0	21.03	136.9	19.50	129.9	18.49
		720.0	163.6	22.48	154.2	21.53	146.4	20.94	143.0	21.03	136.9	18.86	129.9	18.49
	25	222.8	163.6	21.70	154.2	20.17	146.4	19.02	143.0	18.63	136.9	17.62	129.9	16.54
		288.0	163.6	21.57	154.2	20.04	146.4	19.02	143.0	18.50	136.9	17.49	129.9	16.44
		557.0	163.6	21.03	154.2	19.50	146.4	19.02	143.0	17.96	136.9	16.96	129.9	15.95
		638.7	163.6	20.56	154.2	19.50	146.4	18.49	143.0	17.96	136.9	16.96	129.9	15.95
		720.0	163.6	19.99	154.2	19.50	146.4	17.85	143.0	17.96	136.9	16.96	129.9	15.95
	30	222.8	163.6	19.16	154.2	18.08	146.4	17.09	143.0	16.54	136.9	15.54	129.9	14.53
		288.0	163.6	19.03	154.2	17.98	146.4	16.96	143.0	16.44	136.9	15.41	129.9	14.40
		557.0	163.6	18.49	154.2	17.49	146.4	16.43	143.0	15.95	136.9	14.87	129.9	13.86
		638.7	163.6	18.49	154.2	17.49	146.4	16.43	143.0	15.95	136.9	14.87	129.9	13.86
		720.0	163.6	18.49	154.2	17.49	146.4	16.43	143.0	15.95	136.9	14.87	129.9	13.86
	35	222.8	163.6	17.62	154.2	16.54	146.4	15.00	143.0	14.39	136.9	14.00	129.9	12.86
		288.0	163.6	17.49	154.2	16.44	146.4	14.88	143.0	14.39	136.9	13.87	129.9	12.86
		557.0	163.6	16.96	154.2	15.95	146.4	14.39	143.0	14.39	136.9	13.33	129.9	12.86
		638.7	163.6	16.96	154.2	15.42	146.4	14.39	143.0	13.86	136.9	13.33	129.9	12.33
		720.0	163.6	16.96	154.2	14.78	146.4	14.39	143.0	13.22	136.9	13.33	129.9	11.69
	40	222.8	163.6	16.68	154.2	15.00	146.4	13.33	143.0	13.47	136.9	12.33	129.9	11.91
		288.0	163.6	16.45	154.2	14.88	146.4	13.33	143.0	13.35	136.9	12.33	129.9	11.81
		557.0	163.6	15.42	154.2	14.39	146.4	13.33	143.0	12.86	136.9	12.33	129.9	11.32
638.7		163.6	15.42	154.2	14.39	146.4	12.86	143.0	12.86	136.9	12.33	129.9	11.32	
720.0		163.6	15.42	154.2	14.39	146.4	12.29	143.0	12.86	136.9	12.33	129.9	11.32	
45	222.8	163.6	15.79	154.2	13.47	146.4	11.66	143.0	12.58	136.9	10.65	129.9	11.04	
	288.0	163.6	15.43	154.2	13.35	146.4	11.79	143.0	12.35	136.9	10.78	129.9	10.81	
	557.0	163.6	13.86	154.2	12.86	146.4	12.33	143.0	11.32	136.9	11.32	129.9	9.79	
	638.7	163.6	13.86	154.2	13.33	146.4	11.32	143.0	11.80	136.9	11.32	129.9	10.26	

7. Capacity Tables

Combi. (%)	Inlet Water Temp. (°C)	Water Flow Rate (LPM)	Indoor Air Temp. (°C, DB)											
			16.0		18.0		20.0		21.0		22.0		24.0	
			TC	PI	TC	PI	TC	PI	TC	PI	TC	PI	TC	PI
80	45	720.0	163.6	13.86	154.2	13.92	146.4	10.08	143.0	12.40	136.9	11.32	129.9	10.85
70	-5	222.8	57.10	18.57	53.70	17.68	50.80	17.10	50.20	16.12	49.90	15.56	49.10	14.14
		288.0	59.10	18.96	55.40	18.06	52.50	17.46	51.90	16.45	51.60	15.88	50.70	14.43
		557.0	67.00	20.56	62.90	19.61	59.40	18.97	58.80	17.85	58.50	17.21	57.40	15.68
		638.7	74.20	22.20	69.60	21.14	65.60	20.45	65.00	19.24	64.60	18.60	63.50	16.90
		720.0	83.00	24.23	77.70	23.04	73.10	22.28	72.50	20.95	72.00	20.31	70.90	18.41
	0	222.8	102.4	27.17	94.60	25.91	87.90	25.05	86.40	23.57	85.00	22.79	82.00	20.72
		288.0	103.0	27.26	95.20	25.98	88.50	25.14	87.00	23.64	85.60	22.85	82.40	20.78
		557.0	105.3	27.58	97.40	26.25	90.50	25.46	89.00	23.91	87.60	23.12	84.40	21.00
		638.7	107.0	27.58	98.90	26.25	91.70	25.46	90.20	23.91	89.00	23.12	85.60	21.00
		720.0	109.1	27.58	100.8	26.25	93.10	25.46	91.60	23.91	90.80	23.12	87.00	21.00
	5	222.8	141.5	29.62	134.0	28.17	127.6	27.28	125.0	25.71	119.2	24.79	113.7	22.51
		288.0	141.8	29.75	134.3	28.30	127.6	27.41	125.0	25.83	119.2	24.92	113.7	22.63
		557.0	143.0	30.34	135.2	28.90	127.9	28.00	125.0	26.30	119.2	25.46	113.7	23.12
		638.7	143.0	30.54	135.1	29.12	127.9	28.22	125.0	26.52	119.2	25.61	113.7	23.27
		720.0	143.0	30.79	135.0	29.39	127.9	28.49	125.0	26.79	119.2	25.80	113.7	23.46
	10	222.8	142.1	27.25	134.5	25.77	127.9	24.82	125.0	23.43	119.2	22.48	113.7	20.56
		288.0	142.4	27.21	134.6	25.71	127.9	24.76	125.0	23.43	119.2	22.48	113.7	20.56
		557.0	143.0	27.00	135.1	25.50	127.9	24.55	125.0	23.43	119.2	22.48	113.7	20.56
		638.7	143.0	27.11	135.1	25.61	127.9	24.66	125.0	23.54	119.2	22.31	113.7	20.61
		720.0	143.0	27.25	135.1	25.75	127.9	24.80	125.0	23.68	119.2	22.10	113.7	20.68
	15	222.8	143.0	24.91	135.1	23.37	127.9	22.37	125.0	21.17	119.2	20.17	113.7	18.63
		288.0	143.0	24.68	135.1	23.14	127.9	22.11	125.0	21.05	119.2	20.04	113.7	18.50
		557.0	143.0	23.65	135.1	22.11	127.9	21.03	125.0	20.56	119.2	19.50	113.7	17.96
		638.7	143.0	23.65	135.1	22.11	127.9	21.03	125.0	20.56	119.2	19.02	113.7	17.96
		720.0	143.0	23.65	135.1	22.11	127.9	21.03	125.0	20.56	119.2	18.44	113.7	17.96
	20	222.8	143.0	20.70	135.1	19.63	127.9	19.16	125.0	18.63	119.2	17.62	113.7	16.54
		288.0	143.0	20.57	135.1	19.51	127.9	19.03	125.0	18.50	119.2	17.49	113.7	16.44
		557.0	143.0	20.03	135.1	19.02	127.9	18.49	125.0	17.96	119.2	16.96	113.7	15.95
		638.7	143.0	20.03	135.1	19.02	127.9	18.49	125.0	17.49	119.2	16.96	113.7	15.42
		720.0	143.0	20.03	135.1	19.02	127.9	18.49	125.0	16.92	119.2	16.96	113.7	14.78
	25	222.8	143.0	18.63	135.1	17.62	127.9	16.54	125.0	16.07	119.2	14.87	113.7	13.86
		288.0	143.0	18.50	135.1	17.49	127.9	16.44	125.0	15.94	119.2	14.87	113.7	13.86
		557.0	143.0	17.96	135.1	16.96	127.9	15.95	125.0	15.42	119.2	14.87	113.7	13.86
		638.7	143.0	17.49	135.1	16.43	127.9	15.95	125.0	15.42	119.2	14.39	113.7	13.86
		720.0	143.0	16.92	135.1	15.79	127.9	15.95	125.0	15.42	119.2	13.81	113.7	13.86
	30	222.8	143.0	16.54	135.1	15.54	127.9	14.53	125.0	13.86	119.2	13.47	113.7	12.33
		288.0	143.0	16.44	135.1	15.41	127.9	14.40	125.0	13.86	119.2	13.35	113.7	12.33
		557.0	143.0	15.95	135.1	14.87	127.9	13.86	125.0	13.86	119.2	12.86	113.7	12.33
		638.7	143.0	15.95	135.1	14.87	127.9	13.86	125.0	13.33	119.2	12.86	113.7	12.33
		720.0	143.0	15.95	135.1	14.87	127.9	13.86	125.0	12.69	119.2	12.86	113.7	12.33
	35	222.8	143.0	15.00	135.1	14.00	127.9	12.86	125.0	13.00	119.2	11.80	113.7	11.46
		288.0	143.0	14.88	135.1	13.87	127.9	12.86	125.0	12.87	119.2	11.80	113.7	11.33
		557.0	143.0	14.39	135.1	13.33	127.9	12.86	125.0	12.33	119.2	11.80	113.7	10.79
		638.7	143.0	14.39	135.1	13.33	127.9	12.33	125.0	12.33	119.2	11.80	113.7	10.79
		720.0	143.0	14.39	135.1	13.33	127.9	11.69	125.0	12.33	119.2	11.80	113.7	10.79
	40	222.8	143.0	14.00	135.1	13.00	127.9	11.91	125.0	11.32	119.2	10.79	113.7	10.38
		288.0	143.0	13.87	135.1	12.87	127.9	11.81	125.0	11.32	119.2	10.79	113.7	10.28
		557.0	143.0	13.33	135.1	12.33	127.9	11.32	125.0	11.32	119.2	10.79	113.7	9.79
638.7		143.0	13.33	135.1	12.33	127.9	11.32	125.0	10.79	119.2	10.26	113.7	9.79	
720.0		143.0	13.33	135.1	12.33	127.9	11.32	125.0	10.15	119.2	9.62	113.7	9.79	
45	222.8	143.0	13.00	135.1	11.91	127.9	11.04	125.0	9.65	119.2	9.79	113.7	9.37	
	288.0	143.0	12.87	135.1	11.81	127.9	10.81	125.0	9.77	119.2	9.79	113.7	9.24	
	557.0	143.0	12.33	135.1	11.32	127.9	9.79	125.0	10.26	119.2	9.79	113.7	8.71	
	638.7	143.0	12.33	135.1	11.32	127.9	10.26	125.0	9.26	119.2	8.71	113.7	8.71	

7. Capacity Tables

Combi. (%)	Inlet Water Temp. (°C)	Water Flow Rate (LPM)	Indoor Air Temp. (°C, DB)											
			16.0		18.0		20.0		21.0		22.0		24.0	
			TC	PI	TC	PI	TC	PI	TC	PI	TC	PI	TC	PI
70	45	720.0	143.0	12.33	135.1	11.32	127.9	10.85	125.0	8.03	119.2	7.39	113.7	8.71
60	-5	222.8	49.00	15.07	46.10	14.50	43.50	13.94	43.00	12.94	42.90	12.74	42.00	11.38
		288.0	50.70	15.39	47.70	14.82	44.90	14.23	44.40	13.20	44.30	13.00	43.40	11.63
		557.0	57.70	16.74	53.90	16.10	51.00	15.46	50.50	14.34	50.20	14.14	49.30	12.64
		638.7	63.50	18.02	59.50	17.38	56.50	16.68	55.70	15.51	55.60	15.25	54.50	13.61
		720.0	70.50	19.60	66.30	18.96	63.20	18.19	62.00	16.95	62.30	16.62	60.80	14.82
	0	222.8	87.90	22.09	80.90	21.31	75.40	20.39	74.00	18.97	73.10	18.71	70.20	16.70
		288.0	88.50	22.15	81.30	21.37	75.80	20.45	74.40	19.03	73.50	18.77	70.60	16.74
		557.0	90.50	22.42	83.20	21.58	77.80	20.72	76.20	19.24	75.10	18.97	72.20	16.90
		638.7	91.70	22.42	84.70	21.58	79.10	20.72	77.40	19.24	76.30	18.97	73.40	16.90
		720.0	93.10	22.42	86.60	21.58	80.90	20.72	78.80	19.24	77.70	18.97	74.80	16.90
	5	222.8	121.5	24.07	114.5	23.15	109.9	22.20	107.0	20.67	102.4	20.36	97.50	18.13
		288.0	121.8	24.19	114.8	23.27	109.9	22.32	107.0	20.77	102.4	20.46	97.50	18.22
		557.0	122.7	24.66	115.7	23.76	109.9	22.79	107.0	21.20	102.4	20.89	97.50	18.60
		638.7	122.7	24.88	115.4	23.91	109.9	22.95	107.0	21.36	102.4	21.00	97.50	18.77
		720.0	122.7	25.15	115.1	24.10	109.9	23.15	107.0	21.56	102.4	21.14	97.50	18.98
	10	222.8	122.1	22.11	114.9	21.14	109.9	20.14	107.0	18.80	102.4	18.46	97.50	16.54
		288.0	122.2	22.11	115.2	21.14	109.9	20.14	107.0	18.86	102.4	18.45	97.50	16.58
		557.0	122.7	22.11	115.7	21.14	109.9	20.14	107.0	19.08	102.4	18.38	97.50	16.74
		638.7	122.7	22.15	115.4	20.94	109.9	19.92	107.0	18.86	102.4	18.22	97.50	16.57
		720.0	122.7	22.20	115.1	20.71	109.9	19.65	107.0	18.59	102.4	18.02	97.50	16.36
	15	222.8	122.7	20.17	115.4	19.16	109.9	18.08	107.0	16.96	102.4	16.54	97.50	14.87
		288.0	122.7	20.04	115.4	19.03	109.9	17.98	107.0	16.96	102.4	16.44	97.50	14.87
		557.0	122.7	19.50	115.4	18.49	109.9	17.49	107.0	16.96	102.4	15.95	97.50	14.87
		638.7	122.7	19.50	115.4	17.96	109.9	16.96	107.0	16.43	102.4	15.42	97.50	14.39
		720.0	122.7	19.50	115.4	17.32	109.9	16.32	107.0	15.79	102.4	14.78	97.50	13.81
	20	222.8	122.7	17.62	115.4	16.54	109.9	15.54	107.0	15.00	102.4	14.53	97.50	13.47
		288.0	122.7	17.49	115.4	16.44	109.9	15.41	107.0	14.88	102.4	14.40	97.50	13.35
		557.0	122.7	16.96	115.4	15.95	109.9	14.87	107.0	14.39	102.4	13.86	97.50	12.86
		638.7	122.7	16.96	115.4	15.95	109.9	14.87	107.0	14.39	102.4	13.86	97.50	12.86
		720.0	122.7	16.96	115.4	15.95	109.9	14.87	107.0	14.39	102.4	13.86	97.50	12.86
	25	222.8	122.7	15.54	115.4	14.53	109.9	13.33	107.0	13.47	102.4	12.33	97.50	11.91
		288.0	122.7	15.41	115.4	14.40	109.9	13.33	107.0	13.35	102.4	12.33	97.50	11.81
		557.0	122.7	14.87	115.4	13.86	109.9	13.33	107.0	12.86	102.4	12.33	97.50	11.32
		638.7	122.7	14.87	115.4	13.86	109.9	12.86	107.0	12.86	102.4	12.33	97.50	11.32
		720.0	122.7	14.87	115.4	13.86	109.9	12.29	107.0	12.86	102.4	12.33	97.50	11.32
	30	222.8	122.7	14.00	115.4	13.00	109.9	12.47	107.0	11.91	102.4	11.46	97.50	10.93
		288.0	122.7	13.87	115.4	12.87	109.9	12.34	107.0	11.81	102.4	11.33	97.50	10.80
		557.0	122.7	13.33	115.4	12.33	109.9	11.80	107.0	11.32	102.4	10.79	97.50	10.26
		638.7	122.7	13.33	115.4	12.33	109.9	11.80	107.0	11.32	102.4	10.79	97.50	10.26
		720.0	122.7	13.33	115.4	12.33	109.9	11.80	107.0	11.32	102.4	10.79	97.50	10.26
	35	222.8	122.7	12.33	115.4	11.91	109.9	10.79	107.0	10.93	102.4	10.38	97.50	9.90
		288.0	122.7	12.33	115.4	11.81	109.9	10.79	107.0	10.80	102.4	10.28	97.50	9.77
		557.0	122.7	12.33	115.4	11.32	109.9	10.79	107.0	10.26	102.4	9.79	97.50	9.26
		638.7	122.7	12.33	115.4	11.32	109.9	10.26	107.0	10.26	102.4	9.79	97.50	9.26
		720.0	122.7	12.33	115.4	11.32	109.9	9.62	107.0	10.26	102.4	9.79	97.50	9.26
	40	222.8	122.7	11.32	115.4	10.93	109.9	9.79	107.0	9.90	102.4	9.37	97.50	8.71
		288.0	122.7	11.32	115.4	10.80	109.9	9.79	107.0	9.77	102.4	9.24	97.50	8.71
		557.0	122.7	11.32	115.4	10.26	109.9	9.79	107.0	9.26	102.4	8.71	97.50	8.71
638.7		122.7	11.32	115.4	10.26	109.9	9.79	107.0	9.26	102.4	8.71	97.50	8.71	
720.0		122.7	11.32	115.4	10.26	109.9	9.79	107.0	9.26	102.4	8.71	97.50	8.71	
45	222.8	122.7	10.26	115.4	9.90	109.9	8.71	107.0	8.84	102.4	8.37	97.50	7.56	
	288.0	122.7	10.26	115.4	9.77	109.9	8.71	107.0	8.72	102.4	8.24	97.50	7.69	
	557.0	122.7	10.26	115.4	9.26	109.9	8.71	107.0	8.23	102.4	7.70	97.50	8.23	
	638.7	122.7	10.26	115.4	9.26	109.9	9.26	107.0	8.23	102.4	7.70	97.50	8.23	

7. Capacity Tables

Combi. (%)	Inlet Water Temp. (°C)	Water Flow Rate (LPM)	Indoor Air Temp. (°C, DB)											
			16.0		18.0		20.0		21.0		22.0		24.0	
			TC	PI	TC	PI	TC	PI	TC	PI	TC	PI	TC	PI
60	45	720.0	122.7	10.26	115.4	9.26	109.9	9.94	107.0	8.23	102.4	7.70	97.50	8.23
50	-5	222.8	40.90	12.02	38.50	11.38	36.30	10.77	35.70	10.18	35.70	9.57	35.10	9.06
		288.0	42.20	12.27	39.80	11.63	37.60	10.99	37.00	10.40	37.00	9.77	36.20	9.25
		557.0	47.80	13.28	44.90	12.64	42.60	11.91	42.00	11.32	41.80	10.63	40.90	9.99
		638.7	52.80	14.34	49.60	13.61	47.00	12.86	46.40	12.22	46.10	11.43	45.30	10.79
		720.0	58.90	15.64	55.20	14.82	52.40	14.03	51.80	13.32	51.40	12.43	50.70	11.79
	0	222.8	73.10	17.60	67.60	16.70	62.90	15.73	61.50	14.92	60.60	14.03	58.50	13.25
		288.0	73.50	17.64	68.00	16.74	63.30	15.79	61.90	14.98	61.00	14.07	58.90	13.28
		557.0	75.10	17.80	69.60	16.90	64.70	15.99	63.50	15.20	62.60	14.25	60.10	13.44
		638.7	76.30	17.80	70.50	16.90	65.60	15.99	64.40	15.20	63.50	14.25	61.20	13.44
		720.0	77.70	17.80	71.70	16.90	66.80	15.99	65.60	15.20	64.70	14.25	62.60	13.44
	5	222.8	100.9	19.14	95.70	18.13	91.30	17.12	89.00	16.29	85.20	15.29	81.20	14.37
		288.0	101.2	19.23	96.00	18.22	91.30	17.22	89.00	16.36	85.20	15.35	81.20	14.46
		557.0	102.0	19.61	96.60	18.60	91.40	17.60	89.00	16.68	85.20	15.62	81.20	14.78
		638.7	102.0	19.77	96.30	18.77	91.40	17.69	89.00	16.79	85.20	15.79	81.20	14.87
		720.0	102.0	19.97	96.00	18.98	91.40	17.81	89.00	16.93	85.20	16.00	81.20	14.99
	10	222.8	101.5	17.62	96.00	16.59	91.30	15.59	89.00	14.90	85.20	13.78	81.20	13.16
		288.0	101.5	17.59	96.10	16.59	91.30	15.56	89.00	14.87	85.20	13.81	81.20	13.13
		557.0	102.0	17.49	96.60	16.54	91.40	15.46	89.00	14.78	85.20	13.97	81.20	13.02
		638.7	102.0	17.60	96.30	16.57	91.40	15.51	89.00	14.83	85.20	13.75	81.20	13.08
		720.0	102.0	17.74	96.00	16.62	91.40	15.58	89.00	14.90	85.20	13.48	81.20	13.15
	15	222.8	102.0	16.07	96.30	15.00	91.40	14.00	89.00	13.47	85.20	12.33	81.20	11.91
		288.0	102.0	15.94	96.30	14.88	91.40	13.87	89.00	13.35	85.20	12.33	81.20	11.81
		557.0	102.0	15.42	96.30	14.39	91.40	13.33	89.00	12.86	85.20	12.33	81.20	11.32
		638.7	102.0	15.42	96.30	14.39	91.40	13.33	89.00	12.86	85.20	11.80	81.20	11.32
		720.0	102.0	15.42	96.30	14.39	91.40	13.33	89.00	12.86	85.20	11.16	81.20	11.32
	20	222.8	102.0	14.00	96.30	13.00	91.40	12.47	89.00	11.91	85.20	11.46	81.20	10.26
		288.0	102.0	13.87	96.30	12.87	91.40	12.34	89.00	11.81	85.20	11.33	81.20	10.26
		557.0	102.0	13.33	96.30	12.33	91.40	11.80	89.00	11.32	85.20	10.79	81.20	10.26
		638.7	102.0	13.33	96.30	12.33	91.40	11.80	89.00	11.32	85.20	10.79	81.20	10.26
		720.0	102.0	13.33	96.30	12.33	91.40	11.80	89.00	11.32	85.20	10.79	81.20	10.26
	25	222.8	102.0	12.47	96.30	11.32	91.40	10.93	89.00	10.26	85.20	9.79	81.20	9.26
		288.0	102.0	12.34	96.30	11.32	91.40	10.80	89.00	10.26	85.20	9.79	81.20	9.26
		557.0	102.0	11.80	96.30	11.32	91.40	10.26	89.00	10.26	85.20	9.79	81.20	9.26
		638.7	102.0	11.80	96.30	11.32	91.40	10.26	89.00	10.26	85.20	9.79	81.20	9.26
		720.0	102.0	11.80	96.30	11.32	91.40	10.26	89.00	10.26	85.20	9.79	81.20	9.26
	30	222.8	102.0	11.46	96.30	10.38	91.40	9.90	89.00	9.26	85.20	9.37	81.20	8.84
		288.0	102.0	11.33	96.30	10.28	91.40	9.77	89.00	9.26	85.20	9.24	81.20	8.72
		557.0	102.0	10.79	96.30	9.79	91.40	9.26	89.00	9.26	85.20	8.71	81.20	8.23
		638.7	102.0	10.79	96.30	9.79	91.40	9.26	89.00	9.26	85.20	8.71	81.20	8.23
		720.0	102.0	10.79	96.30	9.79	91.40	9.26	89.00	9.26	85.20	8.71	81.20	8.23
	35	222.8	102.0	10.38	96.30	9.26	91.40	8.71	89.00	8.84	85.20	8.23	81.20	7.70
		288.0	102.0	10.28	96.30	9.26	91.40	8.71	89.00	8.72	85.20	8.23	81.20	7.70
		557.0	102.0	9.79	96.30	9.26	91.40	8.71	89.00	8.23	85.20	8.23	81.20	7.70
		638.7	102.0	9.79	96.30	9.26	91.40	8.71	89.00	8.23	85.20	8.23	81.20	7.70
		720.0	102.0	9.79	96.30	9.26	91.40	8.71	89.00	8.23	85.20	8.23	81.20	7.70
	40	222.8	102.0	9.37	96.30	8.84	91.40	8.37	89.00	7.70	85.20	7.84	81.20	7.17
		288.0	102.0	9.24	96.30	8.72	91.40	8.24	89.00	7.70	85.20	7.71	81.20	7.17
		557.0	102.0	8.71	96.30	8.23	91.40	7.70	89.00	7.70	85.20	7.17	81.20	7.17
638.7		102.0	8.71	96.30	8.23	91.40	7.70	89.00	7.70	85.20	7.17	81.20	7.17	
720.0		102.0	8.71	96.30	8.23	91.40	7.70	89.00	7.70	85.20	7.17	81.20	7.17	
45	222.8	102.0	8.37	96.30	8.51	91.40	7.95	89.00	6.58	85.20	7.42	81.20	6.69	
	288.0	102.0	8.24	96.30	8.25	91.40	7.72	89.00	6.70	85.20	7.19	81.20	6.69	
	557.0	102.0	7.70	96.30	7.17	91.40	6.69	89.00	7.17	85.20	6.16	81.20	6.69	
	638.7	102.0	7.70	96.30	7.17	91.40	6.69	89.00	7.17	85.20	6.16	81.20	6.69	

7. Capacity Tables

Combi. (%)	Inlet Water Temp. (°C)	Water Flow Rate (LPM)	Indoor Air Temp. (°C, DB)											
			16.0		18.0		20.0		21.0		22.0		24.0	
			TC	PI	TC	PI	TC	PI	TC	PI	TC	PI	TC	PI
50	45	720.0	102.0	7.70	96.30	7.17	91.40	6.69	89.00	7.17	85.20	6.16	81.20	6.69

Note

- TC: Total Capacity(kW), PI : Power Input(kW)
- Capacity tables show the average value of conditions which may occur.
- The minimum flow rate of the product is based on 50% of the rated flow rate or the value indicated in the specification table, whichever is greater.
However, when the 'Variable Water Flow Valve Control KIT' is applied, the minimum flow rate is allowed to 40% (gray colored area) of the rated flow rate.
- If the flow rate is less than minimum flow rate and the indoor unit combination ratio exceeds 130%, ask to LG Electronics even if the 'Variable Water Flow Valve Control KIT' is applied.

7. Capacity Tables

CRWM600LAS5

Combi. (%)	Inlet Water Temp. (°C)	Water Flow Rate (LPM)	Indoor Air Temp. (°C, DB)											
			16.0		18.0		20.0		21.0		22.0		24.0	
			TC	PI	TC	PI	TC	PI	TC	PI	TC	PI	TC	PI
130	-5	230.4	89.40	34.71	88.80	32.70	88.20	30.42	87.00	29.52	88.20	28.77	85.50	25.80
		288.0	92.10	35.22	91.20	33.24	90.60	30.96	89.40	30.06	90.60	29.28	87.90	26.28
		576.0	104.7	37.71	103.8	35.85	103.2	33.72	101.7	32.76	102.9	31.83	100.5	28.59
		633.6	115.8	40.11	114.6	38.28	114.0	36.36	112.5	35.37	114.0	34.35	111.0	30.81
		720.0	132.6	43.71	130.8	41.94	130.2	40.32	128.7	39.30	130.8	38.13	126.9	34.14
	0	230.4	159.6	47.49	156.0	46.08	152.7	44.58	149.4	43.32	150.0	42.12	143.1	37.71
		288.0	160.5	47.61	156.9	46.17	153.6	44.70	150.3	43.44	150.9	42.21	144.0	37.80
		576.0	164.7	48.12	160.5	46.65	157.2	45.21	153.9	43.95	154.5	42.69	147.6	38.28
		633.6	167.1	48.12	162.9	46.65	159.6	45.21	156.0	43.95	156.6	42.69	149.7	38.28
		720.0	170.7	48.12	166.5	46.65	163.2	45.21	159.3	43.95	159.9	42.69	153.0	38.28
	5	230.4	230.1	51.03	226.5	49.77	221.7	48.51	216.3	47.13	210.3	45.84	198.9	41.04
		288.0	230.7	51.21	226.8	49.98	221.7	48.72	216.3	47.34	210.3	46.02	198.9	41.22
		576.0	234.0	52.17	228.6	50.94	222.0	49.74	216.3	48.36	210.3	46.98	198.9	42.12
		633.6	235.5	52.53	229.2	51.27	222.0	50.07	216.3	48.69	210.3	47.31	198.9	42.42
		720.0	237.9	53.07	230.1	51.78	222.0	50.58	216.3	49.20	210.3	47.82	198.9	42.87
	10	230.4	230.4	46.44	226.5	44.88	221.1	44.04	215.4	43.05	209.7	41.58	198.0	37.53
		288.0	231.6	46.38	227.4	44.91	222.0	44.10	216.3	43.05	210.3	41.55	198.6	37.50
		576.0	237.3	46.02	231.9	45.09	225.6	44.46	219.9	42.99	213.6	41.43	201.9	37.38
		633.6	238.5	46.65	233.4	45.72	227.1	44.64	220.8	43.14	215.1	42.12	203.1	39.15
		720.0	240.3	47.61	235.8	46.68	229.5	44.91	222.3	43.38	217.5	43.17	204.9	41.82
	15	230.4	230.7	41.85	226.8	40.08	220.2	39.63	214.5	38.97	208.8	37.32	197.1	34.02
		288.0	232.2	41.52	228.3	39.93	221.7	39.57	216.0	38.73	210.3	37.08	198.6	33.78
		576.0	240.3	39.78	235.2	39.21	229.2	39.21	223.2	37.56	216.9	35.88	205.2	32.58
		633.6	241.5	40.74	237.6	40.11	231.9	39.21	225.6	37.56	219.9	36.93	207.6	35.88
		720.0	243.3	42.18	241.2	41.46	236.1	39.21	229.2	37.56	224.4	38.52	211.2	40.83
	20	230.4	239.4	38.40	235.2	36.60	228.9	35.82	222.6	34.65	216.0	33.90	203.4	32.85
		288.0	240.9	38.19	236.7	36.57	230.4	35.79	224.1	34.77	217.5	34.08	204.9	32.64
		576.0	249.0	37.05	244.5	36.48	237.6	35.67	231.3	35.37	225.6	35.04	212.7	31.50
		633.6	249.9	37.05	246.3	36.48	240.6	35.88	233.7	35.37	227.4	35.04	214.5	33.48
		720.0	251.4	37.05	249.0	36.48	245.1	36.21	237.3	35.37	230.1	35.04	217.2	36.45
	25	230.4	252.9	36.60	246.3	35.55	240.6	34.95	235.8	34.38	230.7	33.87	217.5	31.65
		288.0	252.9	36.48	246.3	35.49	240.6	34.83	235.8	34.26	230.7	33.75	217.5	31.53
		576.0	252.9	35.88	246.3	35.25	240.6	34.23	235.8	33.72	230.7	33.15	217.5	30.93
		633.6	252.9	35.37	246.3	34.35	240.6	33.72	235.8	33.15	230.7	32.58	217.5	30.42
		720.0	252.9	34.62	246.3	33.00	240.6	32.97	235.8	32.31	230.7	31.74	217.5	29.67
	30	230.4	252.9	35.67	246.3	33.90	240.6	33.57	235.8	32.70	230.7	32.34	217.5	30.12
		288.0	252.9	35.43	246.3	33.84	240.6	33.42	235.8	32.61	230.7	32.10	217.5	29.88
		576.0	252.9	34.23	246.3	33.60	240.6	32.58	235.8	32.07	230.7	30.93	217.5	28.74
		633.6	252.9	33.72	246.3	32.70	240.6	32.07	235.8	31.50	230.7	30.93	217.5	28.74
		720.0	252.9	32.97	246.3	31.35	240.6	31.32	235.8	30.66	230.7	30.93	217.5	28.74
	35	230.4	252.9	34.02	246.3	32.88	240.6	32.22	235.8	31.05	230.7	29.97	217.5	27.87
		288.0	252.9	33.78	246.3	32.73	240.6	32.10	235.8	30.96	230.7	29.85	217.5	27.66
		576.0	252.9	32.58	246.3	31.95	240.6	31.50	235.8	30.42	230.7	29.25	217.5	26.52
		633.6	252.9	32.58	246.3	31.62	240.6	30.93	235.8	29.85	230.7	28.74	217.5	26.52
		720.0	252.9	32.58	246.3	31.14	240.6	30.09	235.8	29.01	230.7	27.99	217.5	26.52
	40	230.4	252.9	32.85	246.3	31.80	240.6	31.20	235.8	30.12	230.7	29.04	217.5	26.22
		288.0	252.9	32.64	246.3	31.65	240.6	30.99	235.8	29.88	230.7	28.80	217.5	26.01
		576.0	252.9	31.50	246.3	30.81	240.6	29.85	235.8	28.74	230.7	27.60	217.5	24.87
		633.6	252.9	30.93	246.3	30.30	240.6	29.85	235.8	28.74	230.7	27.60	217.5	24.87
		720.0	252.9	30.09	246.3	29.55	240.6	29.85	235.8	28.74	230.7	27.60	217.5	24.87
	45	230.4	252.9	31.77	246.3	30.72	240.6	30.24	235.8	29.16	230.7	28.02	217.5	24.57
		288.0	252.9	31.56	246.3	30.57	240.6	29.91	235.8	28.83	230.7	27.69	217.5	24.36
		576.0	252.9	30.42	246.3	29.73	240.6	28.17	235.8	27.09	230.7	25.95	217.5	23.22
		633.6	252.9	29.25	246.3	28.98	240.6	28.74	235.8	27.60	230.7	26.52	217.5	23.22

7. Capacity Tables

Combi. (%)	Inlet Water Temp. (°C)	Water Flow Rate (LPM)	Indoor Air Temp. (°C, DB)											
			16.0		18.0		20.0		21.0		22.0		24.0	
			TC	PI	TC	PI	TC	PI	TC	PI	TC	PI	TC	PI
130	45	720.0	252.9	27.51	246.3	27.87	240.6	29.61	235.8	28.38	230.7	27.39	217.5	23.22
120	-5	230.4	84.90	34.71	84.30	32.70	83.70	30.42	82.80	29.13	83.40	28.29	81.30	25.32
		288.0	87.30	35.22	86.70	33.24	86.10	30.96	85.20	29.67	85.80	28.80	83.70	25.80
		576.0	99.60	37.71	98.70	35.85	98.10	33.72	96.90	32.28	97.80	31.38	95.10	28.11
		633.6	109.8	40.11	108.9	38.28	108.3	36.36	107.1	34.86	108.0	33.84	105.0	30.30
		720.0	125.1	43.71	124.2	41.94	123.6	40.32	122.4	38.73	123.3	37.53	120.0	33.60
	0	230.4	151.8	47.49	148.2	46.08	144.9	44.58	142.2	42.69	142.2	41.49	135.6	37.08
		288.0	152.7	47.61	149.1	46.17	145.8	44.70	142.8	42.81	142.8	41.58	136.2	37.17
		576.0	156.3	48.12	152.7	46.65	149.4	45.21	146.4	43.32	146.4	42.06	139.8	37.68
		633.6	158.7	48.12	155.1	46.65	151.8	45.21	148.5	43.32	148.5	42.06	141.9	37.68
		720.0	162.3	48.12	158.7	46.65	155.4	45.21	151.8	43.32	151.8	42.06	145.2	37.68
	5	230.4	219.0	51.03	215.7	49.77	210.9	48.51	205.8	46.44	199.5	45.15	188.4	40.44
		288.0	219.6	51.21	216.0	49.98	210.9	48.72	205.8	46.65	199.5	45.33	188.4	40.62
		576.0	222.9	52.17	217.8	50.94	210.9	49.74	205.8	47.67	199.5	46.29	188.4	41.43
		633.6	224.1	52.53	216.3	51.27	210.9	50.07	205.8	48.00	199.5	46.65	188.4	41.73
		720.0	225.9	53.07	214.2	51.78	210.9	50.58	205.8	48.51	199.5	47.19	188.4	42.18
	10	230.4	219.9	45.84	215.7	44.58	210.3	43.68	205.2	42.36	198.9	40.95	188.1	36.81
		288.0	220.8	45.99	216.6	44.73	210.9	43.80	205.8	42.42	199.5	40.92	188.4	36.84
		576.0	225.0	46.65	220.2	45.45	213.3	44.46	208.2	42.63	201.6	40.80	190.5	37.05
		633.6	226.2	46.47	219.3	45.45	214.2	44.64	209.1	42.81	202.5	40.98	191.4	38.28
		720.0	228.0	46.20	218.1	45.45	215.7	44.91	210.6	43.08	204.0	41.25	192.9	40.14
	15	230.4	220.5	40.68	216.0	39.45	209.7	38.85	204.6	38.28	198.3	36.75	187.5	33.30
		288.0	221.7	40.74	217.2	39.54	210.6	38.91	205.5	38.16	199.2	36.51	188.4	33.18
		576.0	226.8	41.10	222.6	39.90	215.7	39.21	210.3	37.56	203.4	35.37	192.6	32.58
		633.6	228.0	40.47	222.3	39.54	217.5	39.21	212.1	37.56	205.2	35.37	194.4	34.80
		720.0	229.8	39.54	222.0	39.00	220.2	39.21	214.8	37.56	207.9	35.37	197.1	38.13
	20	230.4	226.5	36.57	222.3	35.01	215.7	34.08	209.7	33.60	202.8	33.18	192.0	31.50
		288.0	227.7	36.57	223.5	35.13	216.6	34.20	210.9	33.72	204.0	33.15	192.9	31.41
		576.0	233.7	36.57	228.9	35.67	221.4	34.80	216.3	34.23	209.1	33.03	197.7	30.93
		633.6	234.9	36.24	228.6	35.37	223.2	34.80	217.5	34.23	210.3	33.15	198.9	32.07
		720.0	236.7	35.76	228.3	34.92	225.9	34.80	219.3	34.23	212.1	33.33	200.7	33.78
	25	230.4	237.6	34.59	230.7	32.97	223.2	32.34	218.4	31.65	212.7	31.05	201.0	28.89
		288.0	237.6	34.50	230.7	32.94	223.2	32.31	218.4	31.53	212.7	30.96	201.0	28.77
		576.0	238.2	33.96	230.7	32.70	223.2	32.07	218.4	30.93	212.7	30.42	201.0	28.17
		633.6	238.8	32.70	230.7	31.83	223.2	31.50	218.4	30.93	212.7	29.85	201.0	28.17
		720.0	239.7	30.81	230.7	30.54	223.2	30.66	218.4	30.93	212.7	29.01	201.0	28.17
	30	230.4	238.8	33.09	230.7	31.44	223.2	30.54	218.4	29.40	212.7	29.04	201.0	26.67
		288.0	238.8	32.85	230.7	31.29	223.2	30.42	218.4	29.28	212.7	28.80	201.0	26.55
		576.0	238.8	31.71	230.7	30.51	223.2	29.85	218.4	28.74	212.7	27.60	201.0	25.95
		633.6	238.8	30.69	230.7	29.85	223.2	29.25	218.4	28.74	212.7	27.60	201.0	25.44
		720.0	238.8	29.16	230.7	28.86	223.2	28.35	218.4	28.74	212.7	27.60	201.0	24.69
	35	230.4	238.8	31.59	230.7	29.88	223.2	29.04	218.4	27.87	212.7	26.79	201.0	24.42
		288.0	238.8	31.23	230.7	29.67	223.2	28.80	218.4	27.66	212.7	26.58	201.0	24.33
		576.0	238.8	29.37	230.7	28.53	223.2	27.60	218.4	26.52	212.7	25.44	201.0	23.79
		633.6	238.8	29.04	230.7	28.29	223.2	27.60	218.4	26.52	212.7	25.44	201.0	23.22
		720.0	238.8	28.56	230.7	27.93	223.2	27.60	218.4	26.52	212.7	25.44	201.0	22.38
	40	230.4	238.8	30.66	230.7	28.50	223.2	27.39	218.4	26.22	212.7	25.14	201.0	22.77
		288.0	238.8	30.18	230.7	28.23	223.2	27.15	218.4	26.01	212.7	24.93	201.0	22.65
		576.0	238.8	27.72	230.7	26.85	223.2	25.95	218.4	24.87	212.7	23.79	201.0	22.11
633.6		238.8	27.39	230.7	26.52	223.2	25.95	218.4	24.87	212.7	23.79	201.0	21.54	
720.0		238.8	26.91	230.7	26.04	223.2	25.95	218.4	24.87	212.7	23.79	201.0	20.70	
45	230.4	238.8	29.70	230.7	27.15	223.2	25.71	218.4	24.57	212.7	23.49	201.0	21.12	
	288.0	238.8	29.10	230.7	26.82	223.2	25.47	218.4	24.36	212.7	23.25	201.0	21.00	
	576.0	238.8	26.07	230.7	25.20	223.2	24.30	218.4	23.22	212.7	22.11	201.0	20.46	
	633.6	238.8	25.71	230.7	24.75	223.2	24.30	218.4	23.22	212.7	22.11	201.0	19.89	

7. Capacity Tables

Combi. (%)	Inlet Water Temp. (°C)	Water Flow Rate (LPM)	Indoor Air Temp. (°C, DB)											
			16.0		18.0		20.0		21.0		22.0		24.0	
			TC	PI	TC	PI	TC	PI	TC	PI	TC	PI	TC	PI
120	45	720.0	238.8	25.17	230.7	24.09	223.2	24.30	218.4	23.22	212.7	22.11	201.0	19.05
110	-5	230.4	80.40	35.16	79.80	32.70	79.50	30.42	78.60	29.13	78.60	28.29	77.10	25.32
		288.0	82.80	35.67	82.20	33.24	81.90	30.96	81.00	29.67	81.00	28.80	79.20	25.80
		576.0	94.20	38.19	93.60	35.85	93.00	33.72	92.10	32.28	92.10	31.38	90.30	28.11
		633.6	103.8	40.65	103.2	38.28	102.6	36.36	101.7	34.86	101.7	33.84	99.60	30.30
		720.0	118.2	44.34	117.6	41.94	117.0	40.32	116.1	38.73	116.1	37.53	113.7	33.60
	0	230.4	143.7	48.12	140.4	46.08	137.7	44.58	135.0	42.69	133.8	41.49	128.7	37.08
		288.0	144.3	48.21	141.0	46.17	138.3	44.70	135.6	42.81	134.4	41.58	129.3	37.17
		576.0	147.9	48.69	144.6	46.65	141.6	45.21	138.9	43.32	137.7	42.06	132.3	37.68
		633.6	150.0	48.69	147.0	46.65	143.7	45.21	141.0	43.32	139.8	42.06	134.4	37.68
		720.0	153.3	48.69	150.6	46.65	147.0	45.21	144.3	43.32	143.1	42.06	137.7	37.68
	5	230.4	209.7	51.72	204.6	49.77	199.8	48.51	195.3	46.44	187.8	45.15	178.5	40.44
		288.0	210.3	51.90	204.9	49.98	199.8	48.72	195.3	46.65	187.8	45.33	178.5	40.62
		576.0	213.0	52.86	206.7	50.94	200.1	49.74	195.3	47.67	187.8	46.29	178.5	41.43
		633.6	214.2	53.22	207.0	51.27	200.1	50.07	195.3	48.00	187.8	46.65	178.5	41.73
		720.0	216.0	53.76	207.6	51.78	200.1	50.58	195.3	48.51	187.8	47.19	178.5	42.18
	10	230.4	210.3	46.38	205.2	44.79	199.5	43.83	195.0	42.36	187.5	40.95	178.5	36.81
		288.0	210.9	46.44	205.8	44.91	199.8	43.95	195.3	42.42	187.8	40.92	178.8	36.84
		576.0	214.2	46.80	207.9	45.45	201.0	44.46	196.5	42.63	189.0	40.80	179.4	37.05
		633.6	215.4	46.80	208.8	45.45	201.9	44.34	196.8	42.51	189.3	40.98	180.0	37.44
		720.0	217.2	46.80	210.3	45.45	203.4	44.16	197.4	42.33	189.9	41.25	180.9	38.04
	15	230.4	210.9	41.04	205.5	39.90	199.5	39.21	194.7	38.28	187.2	36.75	178.2	33.30
		288.0	211.8	40.98	206.1	39.90	200.1	39.21	195.3	38.16	187.8	36.51	178.5	33.18
		576.0	215.4	40.74	209.1	39.90	202.5	39.21	197.7	37.56	190.2	35.37	180.3	32.58
		633.6	216.6	40.47	210.3	39.54	203.4	38.70	198.3	37.05	190.8	35.37	181.5	33.15
		720.0	218.4	40.08	212.1	39.00	204.9	37.95	199.2	36.30	191.7	35.37	183.3	34.02
	20	230.4	214.8	35.43	209.1	34.59	202.2	33.72	196.8	33.15	189.6	32.22	179.7	30.12
		288.0	215.7	35.49	209.7	34.59	202.8	33.72	197.4	33.15	190.2	32.10	180.3	30.09
		576.0	220.5	35.79	212.7	34.59	205.2	33.72	200.7	33.15	192.6	31.50	183.3	29.85
		633.6	222.0	35.79	214.2	34.59	206.4	33.72	201.0	32.58	193.5	31.50	183.6	29.85
		720.0	224.4	35.79	216.6	34.59	208.2	33.72	201.6	31.74	195.0	31.50	184.2	29.85
	25	230.4	221.7	32.25	215.1	31.05	206.4	30.54	201.9	29.40	194.7	28.32	184.5	25.95
		288.0	222.0	32.19	215.1	30.96	206.4	30.42	201.9	29.28	194.7	28.20	184.5	25.95
		576.0	223.8	31.95	215.1	30.42	206.4	29.85	201.9	28.74	194.7	27.60	184.5	25.95
		633.6	225.0	31.95	215.1	30.51	206.4	29.25	201.9	28.74	194.7	27.09	184.5	25.44
		720.0	226.8	31.95	215.1	30.66	206.4	28.35	201.9	28.74	194.7	26.34	184.5	24.69
	30	230.4	225.0	29.40	215.1	28.32	206.4	27.24	201.9	26.67	194.7	25.02	184.5	23.34
		288.0	225.0	29.28	215.1	28.20	206.4	27.12	201.9	26.55	194.7	24.90	184.5	23.22
		576.0	225.0	28.74	215.1	27.60	206.4	26.52	201.9	25.95	194.7	24.30	184.5	22.62
		633.6	225.0	28.53	215.1	27.09	206.4	25.95	201.9	25.44	194.7	24.30	184.5	22.62
		720.0	225.0	28.23	215.1	26.34	206.4	25.11	201.9	24.69	194.7	24.30	184.5	22.62
	35	230.4	225.0	27.87	215.1	26.07	206.4	25.02	201.9	23.91	194.7	22.77	184.5	21.12
		288.0	225.0	27.66	215.1	25.98	206.4	24.90	201.9	23.79	194.7	22.65	184.5	21.00
		576.0	225.0	26.52	215.1	25.44	206.4	24.30	201.9	23.22	194.7	22.11	184.5	20.46
		633.6	225.0	25.83	215.1	24.87	206.4	23.79	201.9	23.22	194.7	22.11	184.5	20.46
		720.0	225.0	24.81	215.1	24.03	206.4	23.04	201.9	23.22	194.7	22.11	184.5	20.46
	40	230.4	225.0	26.22	215.1	25.14	206.4	23.49	201.9	22.26	194.7	21.12	184.5	19.44
		288.0	225.0	26.01	215.1	24.93	206.4	23.25	201.9	22.14	194.7	21.00	184.5	19.35
		576.0	225.0	24.87	215.1	23.79	206.4	22.11	201.9	21.54	194.7	20.46	184.5	18.81
633.6		225.0	24.51	215.1	23.22	206.4	22.11	201.9	20.97	194.7	19.89	184.5	18.24	
720.0		225.0	23.97	215.1	22.38	206.4	22.11	201.9	20.13	194.7	19.05	184.5	17.40	
45	230.4	225.0	24.57	215.1	24.21	206.4	21.96	201.9	20.61	194.7	19.44	184.5	17.79	
	288.0	225.0	24.36	215.1	23.85	206.4	21.63	201.9	20.49	194.7	19.35	184.5	17.70	
	576.0	225.0	23.22	215.1	22.11	206.4	19.89	201.9	19.89	194.7	18.81	184.5	17.16	
	633.6	225.0	23.22	215.1	21.54	206.4	20.46	201.9	18.81	194.7	17.67	184.5	15.99	

7. Capacity Tables

Combi. (%)	Inlet Water Temp. (°C)	Water Flow Rate (LPM)	Indoor Air Temp. (°C, DB)											
			16.0		18.0		20.0		21.0		22.0		24.0	
			TC	PI	TC	PI	TC	PI	TC	PI	TC	PI	TC	PI
110	45	720.0	225.0	23.22	215.1	20.70	206.4	21.33	201.9	17.19	194.7	15.96	184.5	14.25
100	-5	230.4	75.90	35.16	75.30	33.15	75.00	30.42	74.40	29.13	73.80	27.84	72.30	25.32
		288.0	78.00	35.67	77.40	33.69	77.10	30.96	76.50	29.67	75.90	28.35	74.40	25.80
		576.0	89.10	38.19	88.50	36.30	87.90	33.72	87.00	32.28	86.40	30.93	84.90	28.11
		633.6	98.40	40.65	97.50	38.82	96.90	36.36	96.30	34.86	95.40	33.33	93.60	30.30
		720.0	112.5	44.34	111.0	42.60	110.4	40.32	110.4	38.73	108.9	36.93	106.8	33.60
	0	230.4	135.9	48.12	132.9	46.68	130.2	44.58	127.8	42.69	125.4	40.86	121.2	37.08
		288.0	136.5	48.21	133.5	46.77	130.8	44.70	128.4	42.81	126.0	40.95	121.8	37.17
		576.0	139.8	48.69	136.8	47.28	133.8	45.21	131.4	43.32	129.3	41.43	124.8	37.68
		633.6	141.9	48.69	138.9	47.28	135.9	45.21	133.5	43.32	131.1	41.43	126.6	37.68
		720.0	145.2	48.69	142.2	47.28	139.2	45.21	136.8	43.32	133.8	41.43	129.3	37.68
	5	230.4	200.4	51.72	193.8	50.46	188.7	48.51	185.1	46.44	176.1	44.46	168.0	40.44
		288.0	201.0	51.90	194.1	50.64	188.7	48.72	185.1	46.65	176.1	44.64	168.0	40.62
		576.0	204.0	52.86	195.6	51.60	189.0	49.74	185.1	47.67	176.1	45.60	168.0	41.43
		633.6	205.2	53.22	195.9	51.96	189.0	50.07	185.1	48.00	176.1	45.90	168.0	41.73
		720.0	207.0	53.76	196.5	52.50	189.0	50.58	185.1	48.51	176.1	46.35	168.0	42.18
	10	230.4	201.6	46.26	194.4	45.24	189.0	43.83	185.1	42.36	176.1	40.26	168.0	36.81
		288.0	201.9	46.44	194.7	45.36	189.0	43.95	185.1	42.42	176.1	40.29	168.0	36.84
		576.0	204.0	47.31	195.6	45.96	189.0	44.46	185.1	42.63	176.1	40.47	168.0	37.05
		633.6	205.5	47.16	196.5	45.96	189.0	44.34	185.1	42.51	176.1	40.35	168.0	36.87
		720.0	207.9	46.95	198.0	45.96	189.0	44.16	185.1	42.33	176.1	40.17	168.0	36.60
	15	230.4	202.5	40.77	195.3	40.08	189.0	39.21	185.1	38.28	176.1	36.03	168.0	33.30
		288.0	202.8	40.95	195.3	40.11	189.0	39.21	185.1	38.16	176.1	35.91	168.0	33.18
		576.0	204.0	41.79	195.9	40.23	189.0	39.21	185.1	37.56	176.1	35.37	168.0	32.58
		633.6	205.8	41.10	196.8	39.90	189.0	38.70	185.1	37.05	176.1	34.80	168.0	32.07
		720.0	208.5	40.08	198.3	39.42	189.0	37.95	185.1	36.30	176.1	33.96	168.0	31.32
	20	230.4	203.7	34.89	196.2	33.99	189.0	33.15	185.1	32.70	176.1	30.54	168.0	29.04
		288.0	204.3	35.01	196.2	34.02	189.0	33.15	185.1	32.61	176.1	30.42	168.0	28.80
		576.0	207.6	35.67	196.8	34.11	189.0	33.15	185.1	32.07	176.1	29.85	168.0	27.60
		633.6	208.8	35.04	198.6	33.84	189.0	32.58	185.1	31.50	176.1	29.25	168.0	27.09
		720.0	210.6	34.11	201.3	33.45	189.0	31.74	185.1	30.66	176.1	28.35	168.0	26.34
	25	230.4	206.1	30.48	199.5	29.55	189.0	28.32	185.1	27.24	176.1	25.59	168.0	23.22
		288.0	206.7	30.51	199.5	29.43	189.0	28.20	185.1	27.12	176.1	25.47	168.0	23.22
		576.0	210.0	30.63	199.5	28.74	189.0	27.60	185.1	26.52	176.1	24.87	168.0	23.22
		633.6	210.9	29.94	199.5	28.53	189.0	27.09	185.1	25.95	176.1	24.87	168.0	22.62
		720.0	212.4	28.92	199.5	28.23	189.0	26.34	185.1	25.11	176.1	24.87	168.0	21.72
	30	230.4	210.9	27.75	199.5	25.59	189.0	23.82	185.1	23.34	176.1	21.54	168.0	20.61
		288.0	210.9	27.63	199.5	25.47	189.0	23.79	185.1	23.22	176.1	21.54	168.0	20.49
		576.0	210.9	27.09	199.5	24.87	189.0	23.55	185.1	22.62	176.1	21.54	168.0	19.89
		633.6	210.9	26.52	199.5	24.87	189.0	23.22	185.1	22.62	176.1	20.97	168.0	19.89
		720.0	210.9	25.68	199.5	24.87	189.0	22.74	185.1	22.62	176.1	20.13	168.0	19.89
	35	230.4	210.9	25.71	199.5	23.49	189.0	21.03	185.1	20.61	176.1	19.44	168.0	17.79
		288.0	210.9	25.47	199.5	23.25	189.0	21.00	185.1	20.49	176.1	19.35	168.0	17.70
		576.0	210.9	24.30	199.5	22.11	189.0	20.76	185.1	19.89	176.1	18.81	168.0	17.16
		633.6	210.9	24.30	199.5	22.11	189.0	20.46	185.1	19.89	176.1	18.81	168.0	17.16
		720.0	210.9	24.30	199.5	22.11	189.0	20.01	185.1	19.89	176.1	18.81	168.0	17.16
	40	230.4	210.9	24.06	199.5	21.81	189.0	18.87	185.1	18.39	176.1	17.28	168.0	16.14
		288.0	210.9	23.82	199.5	21.60	189.0	18.81	185.1	18.27	176.1	17.16	168.0	16.02
		576.0	210.9	22.62	199.5	20.46	189.0	18.57	185.1	17.67	176.1	16.59	168.0	15.48
633.6		210.9	22.11	199.5	20.46	189.0	18.24	185.1	17.67	176.1	16.59	168.0	15.48	
720.0		210.9	21.36	199.5	20.46	189.0	17.76	185.1	17.67	176.1	16.59	168.0	15.48	
45	230.4	210.9	22.41	199.5	20.16	189.0	16.62	185.1	16.14	176.1	15.06	168.0	14.49	
	288.0	210.9	22.17	199.5	19.95	189.0	16.59	185.1	16.02	176.1	14.94	168.0	14.37	
	576.0	210.9	20.97	199.5	18.81	189.0	16.35	185.1	15.48	176.1	14.34	168.0	13.83	
	633.6	210.9	19.89	199.5	18.81	189.0	15.99	185.1	15.48	176.1	14.34	168.0	13.83	

7. Capacity Tables

Combi. (%)	Inlet Water Temp. (°C)	Water Flow Rate (LPM)	Indoor Air Temp. (°C, DB)											
			16.0		18.0		20.0		21.0		22.0		24.0	
			TC	PI	TC	PI	TC	PI	TC	PI	TC	PI	TC	PI
100	45	720.0	210.9	18.27	199.5	18.81	189.0	15.45	185.1	15.48	176.1	14.34	168.0	13.83
90	-5	230.4	71.70	32.64	69.60	29.73	67.50	26.10	66.90	24.90	66.30	24.00	65.40	21.54
		288.0	73.80	33.12	71.70	30.21	69.30	26.58	68.70	25.35	68.40	24.45	67.20	21.93
		576.0	84.00	35.43	81.30	32.52	78.90	28.98	78.30	27.60	78.00	26.64	76.20	23.88
		633.6	92.70	37.68	89.70	34.80	87.30	31.26	86.40	29.79	86.10	28.68	84.30	25.77
		720.0	105.9	41.07	102.3	38.22	99.90	34.68	98.70	33.09	98.40	31.74	96.60	28.62
	0	230.4	128.4	44.46	122.4	41.73	116.7	38.31	114.9	36.54	113.1	35.16	108.9	31.59
		288.0	129.0	44.55	123.0	41.82	117.3	38.40	115.5	36.63	113.7	35.25	109.5	31.65
		576.0	132.0	45.03	126.0	42.30	120.3	38.82	118.2	37.05	116.4	35.67	112.2	32.01
		633.6	134.1	45.03	127.8	42.30	122.1	38.82	120.0	37.05	118.2	35.67	114.0	32.01
		720.0	137.4	45.03	130.5	42.30	124.8	38.82	122.7	37.05	120.9	35.67	116.7	32.01
	5	230.4	181.2	47.73	175.5	45.06	169.8	41.70	166.2	39.75	159.0	38.25	151.5	34.35
		288.0	181.5	47.91	175.5	45.24	169.8	41.88	166.2	39.93	159.0	38.43	151.5	34.50
		576.0	182.1	48.81	174.9	46.11	169.8	42.69	166.2	40.74	159.0	39.27	151.5	35.22
		633.6	183.3	49.11	175.2	46.41	169.8	43.05	166.2	41.04	159.0	39.54	151.5	35.49
		720.0	185.1	49.56	175.8	46.86	169.8	43.59	166.2	41.49	159.0	39.96	151.5	35.91
	10	230.4	182.1	42.15	176.1	40.08	169.8	37.74	166.2	36.18	159.0	34.71	151.5	31.29
		288.0	182.1	42.18	175.8	40.11	169.8	37.77	166.2	36.21	159.0	34.68	151.5	31.32
		576.0	181.8	42.30	174.9	40.29	169.8	37.95	166.2	36.42	159.0	34.59	151.5	31.44
		633.6	183.0	42.18	175.5	40.17	169.8	37.83	166.2	36.30	159.0	34.68	151.5	31.56
		720.0	184.8	42.00	176.4	39.99	169.8	37.65	166.2	36.12	159.0	34.83	151.5	31.74
	15	230.4	183.3	36.51	176.7	35.19	169.8	33.87	166.2	32.70	159.0	31.20	151.5	28.32
		288.0	183.0	36.39	176.4	35.07	169.8	33.75	166.2	32.61	159.0	30.99	151.5	28.20
		576.0	181.5	35.79	175.2	34.47	169.8	33.15	166.2	32.07	159.0	29.85	151.5	27.60
		633.6	182.7	35.25	175.5	33.96	169.8	32.58	166.2	31.50	159.0	29.85	151.5	27.60
		720.0	184.5	34.44	176.1	33.21	169.8	31.74	166.2	30.66	159.0	29.85	151.5	27.60
	20	230.4	184.2	30.81	177.3	29.91	169.8	28.89	166.2	27.75	159.0	26.79	151.5	25.14
		288.0	184.2	30.81	177.0	29.85	169.8	28.77	166.2	27.63	159.0	26.58	151.5	24.93
		576.0	183.3	30.81	175.5	29.49	169.8	28.17	166.2	27.09	159.0	25.44	151.5	23.79
		633.6	183.9	30.30	176.1	29.25	169.8	28.17	166.2	27.09	159.0	25.44	151.5	23.79
		720.0	184.8	29.55	177.0	28.89	169.8	28.17	166.2	27.09	159.0	25.44	151.5	23.79
	25	230.4	187.2	26.91	179.7	25.50	169.8	24.42	166.2	23.22	159.0	22.26	151.5	20.61
		288.0	187.5	26.88	179.7	25.44	169.8	24.33	166.2	23.22	159.0	22.14	151.5	20.49
		576.0	189.6	26.64	179.7	25.20	169.8	23.79	166.2	23.22	159.0	21.54	151.5	19.89
		633.6	190.2	25.95	179.7	24.63	169.8	23.79	166.2	22.62	159.0	21.54	151.5	19.89
		720.0	191.1	24.93	179.7	23.79	169.8	23.79	166.2	21.72	159.0	21.54	151.5	19.89
	30	230.4	190.2	24.42	179.7	22.77	169.8	21.12	166.2	20.61	159.0	19.44	151.5	17.67
		288.0	190.2	24.33	179.7	22.65	169.8	21.00	166.2	20.49	159.0	19.35	151.5	17.67
		576.0	190.2	23.79	179.7	22.11	169.8	20.46	166.2	19.89	159.0	18.81	151.5	17.67
		633.6	190.2	23.22	179.7	21.54	169.8	20.46	166.2	19.89	159.0	18.81	151.5	17.16
		720.0	190.2	22.38	179.7	20.70	169.8	20.46	166.2	19.89	159.0	18.81	151.5	16.41
	35	230.4	190.2	22.26	179.7	20.61	169.8	18.96	166.2	18.39	159.0	17.28	151.5	16.14
		288.0	190.2	22.14	179.7	20.49	169.8	18.84	166.2	18.27	159.0	17.16	151.5	16.02
		576.0	190.2	21.54	179.7	19.89	169.8	18.24	166.2	17.67	159.0	16.59	151.5	15.48
		633.6	190.2	20.97	179.7	19.32	169.8	17.67	166.2	17.16	159.0	16.59	151.5	15.48
		720.0	190.2	20.13	179.7	18.48	169.8	16.83	166.2	16.41	159.0	16.59	151.5	15.48
	40	230.4	190.2	20.76	179.7	18.96	169.8	16.71	166.2	16.14	159.0	15.63	151.5	14.49
		288.0	190.2	20.52	179.7	18.84	169.8	16.59	166.2	16.02	159.0	15.51	151.5	14.37
		576.0	190.2	19.32	179.7	18.24	169.8	15.99	166.2	15.48	159.0	14.91	151.5	13.83
633.6		190.2	19.32	179.7	18.24	169.8	15.99	166.2	15.48	159.0	14.91	151.5	13.83	
720.0		190.2	19.32	179.7	18.24	169.8	15.99	166.2	15.48	159.0	14.91	151.5	13.83	
45	230.4	190.2	19.23	179.7	17.28	169.8	14.49	166.2	13.98	159.0	13.98	151.5	12.81	
	288.0	190.2	18.90	179.7	17.16	169.8	14.37	166.2	13.86	159.0	13.86	151.5	12.72	
	576.0	190.2	17.16	179.7	16.59	169.8	13.83	166.2	13.26	159.0	13.26	151.5	12.18	
	633.6	190.2	17.67	179.7	17.16	169.8	14.34	166.2	13.83	159.0	13.26	151.5	12.18	

7. Capacity Tables

Combi. (%)	Inlet Water Temp. (°C)	Water Flow Rate (LPM)	Indoor Air Temp. (°C, DB)											
			16.0		18.0		20.0		21.0		22.0		24.0	
			TC	PI	TC	PI	TC	PI	TC	PI	TC	PI	TC	PI
90	45	720.0	190.2	18.45	179.7	18.03	169.8	15.12	166.2	14.70	159.0	13.26	151.5	12.18
80	-5	230.4	67.80	23.25	63.60	22.38	60.30	21.42	59.40	20.70	59.10	19.74	57.90	18.18
		288.0	69.60	23.67	65.40	22.80	62.10	21.81	61.20	21.06	60.90	20.10	59.70	18.51
		576.0	79.20	25.83	74.40	24.81	70.20	23.73	69.60	22.92	69.30	21.90	67.80	20.13
		633.6	87.60	27.84	82.20	26.76	77.70	25.62	76.80	24.75	76.50	23.61	75.00	21.72
		720.0	100.2	30.87	93.90	29.70	89.10	28.47	87.60	27.51	87.30	26.19	85.80	24.12
	0	230.4	121.2	34.14	111.6	32.76	104.1	31.41	102.0	30.33	100.5	28.89	96.90	26.61
		288.0	121.8	34.23	112.2	32.85	104.7	31.47	102.6	30.39	101.1	28.95	97.50	26.67
		576.0	124.8	34.65	114.9	33.27	107.1	31.83	105.0	30.75	103.8	29.31	99.60	26.97
		633.6	126.6	34.65	116.7	33.27	108.9	31.83	106.8	30.75	105.3	29.31	101.4	26.97
		720.0	129.3	34.65	119.4	33.27	111.6	31.83	109.5	30.75	107.7	29.31	104.1	26.97
	5	230.4	167.4	37.11	158.1	35.73	151.2	34.11	147.9	32.97	141.6	31.44	134.4	28.92
		288.0	167.7	37.29	158.4	35.88	151.2	34.26	147.9	33.12	141.6	31.59	134.4	29.07
		576.0	169.2	38.13	159.6	36.57	151.5	35.04	147.9	33.84	141.6	32.25	134.4	29.73
		633.6	169.2	38.34	159.6	36.87	151.5	35.25	147.9	34.05	141.6	32.46	134.4	29.88
		720.0	169.2	38.67	159.6	37.32	151.5	35.58	147.9	34.38	141.6	32.79	134.4	30.12
	10	230.4	168.3	34.17	158.7	32.61	151.2	30.96	147.9	30.12	141.6	28.50	134.4	26.40
		288.0	168.6	34.14	159.0	32.58	151.2	30.99	147.9	30.12	141.6	28.53	134.4	26.40
		576.0	169.2	33.96	159.6	32.40	151.5	31.05	147.9	30.18	141.6	28.59	134.4	26.46
		633.6	169.2	33.84	159.6	32.52	151.5	31.14	147.9	30.00	141.6	28.41	134.4	26.28
		720.0	169.2	33.66	159.6	32.70	151.5	31.29	147.9	29.73	141.6	28.14	134.4	26.01
	15	230.4	169.2	31.20	159.6	29.55	151.5	27.75	147.9	27.24	141.6	25.59	134.4	23.91
		288.0	169.2	30.99	159.6	29.31	151.5	27.63	147.9	27.12	141.6	25.47	134.4	23.79
		576.0	169.2	29.85	159.6	28.17	151.5	27.09	147.9	26.52	141.6	24.87	134.4	23.22
		633.6	169.2	29.25	159.6	28.17	151.5	27.09	147.9	25.95	141.6	24.30	134.4	22.62
		720.0	169.2	28.35	159.6	28.17	151.5	27.09	147.9	25.11	141.6	23.46	134.4	21.72
	20	230.4	169.2	26.07	159.6	25.02	151.5	23.79	147.9	23.34	141.6	22.26	134.4	20.61
		288.0	169.2	25.98	159.6	24.90	151.5	23.79	147.9	23.22	141.6	22.14	134.4	20.49
		576.0	169.2	25.44	159.6	24.30	151.5	23.79	147.9	22.62	141.6	21.54	134.4	19.89
		633.6	169.2	24.87	159.6	23.79	151.5	23.22	147.9	22.62	141.6	20.97	134.4	19.89
		720.0	169.2	24.03	159.6	23.04	151.5	22.38	147.9	22.62	141.6	20.13	134.4	19.89
	25	230.4	169.2	23.34	159.6	21.69	151.5	20.46	147.9	20.04	141.6	18.96	134.4	17.79
		288.0	169.2	23.22	159.6	21.57	151.5	20.46	147.9	19.92	141.6	18.84	134.4	17.70
		576.0	169.2	22.62	159.6	20.97	151.5	20.46	147.9	19.32	141.6	18.24	134.4	17.16
		633.6	169.2	22.11	159.6	20.97	151.5	19.89	147.9	19.32	141.6	18.24	134.4	17.16
		720.0	169.2	21.36	159.6	20.97	151.5	19.05	147.9	19.32	141.6	18.24	134.4	17.16
	30	230.4	169.2	20.61	159.6	19.44	151.5	18.39	147.9	17.79	141.6	16.71	134.4	15.63
		288.0	169.2	20.49	159.6	19.35	151.5	18.27	147.9	17.70	141.6	16.59	134.4	15.51
		576.0	169.2	19.89	159.6	18.81	151.5	17.67	147.9	17.16	141.6	15.99	134.4	14.91
		633.6	169.2	19.89	159.6	18.81	151.5	17.67	147.9	17.16	141.6	15.99	134.4	14.91
		720.0	169.2	19.89	159.6	18.81	151.5	17.67	147.9	17.16	141.6	15.99	134.4	14.91
	35	230.4	169.2	18.96	159.6	17.79	151.5	16.14	147.9	15.48	141.6	15.06	134.4	13.83
		288.0	169.2	18.84	159.6	17.70	151.5	16.02	147.9	15.48	141.6	14.94	134.4	13.83
		576.0	169.2	18.24	159.6	17.16	151.5	15.48	147.9	15.48	141.6	14.34	134.4	13.83
		633.6	169.2	18.24	159.6	16.59	151.5	15.48	147.9	14.91	141.6	14.34	134.4	13.26
		720.0	169.2	18.24	159.6	15.75	151.5	15.48	147.9	14.07	141.6	14.34	134.4	12.42
	40	230.4	169.2	17.94	159.6	16.14	151.5	14.34	147.9	14.49	141.6	13.26	134.4	12.81
		288.0	169.2	17.73	159.6	16.02	151.5	14.34	147.9	14.37	141.6	13.26	134.4	12.72
		576.0	169.2	16.59	159.6	15.48	151.5	14.34	147.9	13.83	141.6	13.26	134.4	12.18
633.6		169.2	16.59	159.6	15.48	151.5	13.83	147.9	13.83	141.6	13.26	134.4	12.18	
720.0		169.2	16.59	159.6	15.48	151.5	13.08	147.9	13.83	141.6	13.26	134.4	12.18	
45	230.4	169.2	16.98	159.6	14.49	151.5	12.54	147.9	13.53	141.6	11.46	134.4	11.88	
	288.0	169.2	16.65	159.6	14.37	151.5	12.66	147.9	13.32	141.6	11.58	134.4	11.67	
	576.0	169.2	14.91	159.6	13.83	151.5	13.26	147.9	12.18	141.6	12.18	134.4	10.53	
	633.6	169.2	14.91	159.6	14.34	151.5	12.18	147.9	12.69	141.6	12.18	134.4	11.04	

7. Capacity Tables

Combi. (%)	Inlet Water Temp. (°C)	Water Flow Rate (LPM)	Indoor Air Temp. (°C, DB)											
			16.0		18.0		20.0		21.0		22.0		24.0	
			TC	PI	TC	PI	TC	PI	TC	PI	TC	PI	TC	PI
80	45	720.0	169.2	14.91	159.6	15.12	151.5	10.56	147.9	13.47	141.6	12.18	134.4	11.82
70	-5	230.4	59.10	19.98	55.50	19.02	52.50	18.39	51.90	17.34	51.60	16.74	50.70	15.21
		288.0	60.90	20.34	57.00	19.38	54.00	18.72	53.40	17.64	53.10	17.04	52.20	15.48
		576.0	69.30	22.11	65.10	21.09	61.50	20.40	60.90	19.20	60.60	18.51	59.40	16.86
		633.6	76.80	23.88	72.00	22.74	67.80	21.99	67.20	20.70	66.90	20.01	65.70	18.18
		720.0	88.20	26.55	82.50	25.23	77.40	24.39	76.80	22.95	76.50	22.26	75.30	20.16
	0	230.4	105.9	29.22	97.80	27.87	90.90	26.94	89.40	25.35	87.90	24.51	84.90	22.29
		288.0	106.5	29.31	98.40	27.93	91.50	27.03	90.00	25.41	88.50	24.57	85.20	22.35
		576.0	108.9	29.67	100.8	28.23	93.60	27.39	92.10	25.71	90.60	24.87	87.30	22.59
		633.6	110.7	29.67	102.3	28.23	94.80	27.39	93.30	25.71	92.10	24.87	88.50	22.59
		720.0	113.4	29.67	104.7	28.23	96.60	27.39	95.10	25.71	94.50	24.87	90.30	22.59
	5	230.4	146.4	31.86	138.6	30.30	132.0	29.34	129.3	27.66	123.3	26.67	117.6	24.21
		288.0	146.7	31.98	138.9	30.42	132.0	29.46	129.3	27.78	123.3	26.79	117.6	24.33
		576.0	147.9	32.64	139.8	31.08	132.3	30.12	129.3	28.29	123.3	27.39	117.6	24.87
		633.6	147.9	32.85	139.8	31.32	132.3	30.36	129.3	28.53	123.3	27.54	117.6	25.02
		720.0	147.9	33.18	139.8	31.68	132.3	30.72	129.3	28.89	123.3	27.78	117.6	25.26
	10	230.4	147.0	29.31	139.2	27.72	132.3	26.70	129.3	25.20	123.3	24.18	117.6	22.11
		288.0	147.3	29.28	139.2	27.66	132.3	26.64	129.3	25.20	123.3	24.18	117.6	22.11
		576.0	147.9	29.04	139.8	27.42	132.3	26.40	129.3	25.20	123.3	24.18	117.6	22.11
		633.6	147.9	29.16	139.8	27.54	132.3	26.52	129.3	25.32	123.3	24.00	117.6	22.17
		720.0	147.9	29.34	139.8	27.72	132.3	26.70	129.3	25.50	123.3	23.73	117.6	22.26
	15	230.4	147.9	26.79	139.8	25.14	132.3	24.06	129.3	22.77	123.3	21.69	117.6	20.04
		288.0	147.9	26.58	139.8	24.93	132.3	23.82	129.3	22.65	123.3	21.57	117.6	19.92
		576.0	147.9	25.44	139.8	23.79	132.3	22.62	129.3	22.11	123.3	20.97	117.6	19.32
		633.6	147.9	25.44	139.8	23.79	132.3	22.62	129.3	22.11	123.3	20.46	117.6	19.32
		720.0	147.9	25.44	139.8	23.79	132.3	22.62	129.3	22.11	123.3	19.71	117.6	19.32
	20	230.4	147.9	22.26	139.8	21.12	132.3	20.61	129.3	20.04	123.3	18.96	117.6	17.79
		288.0	147.9	22.14	139.8	21.00	132.3	20.49	129.3	19.92	123.3	18.84	117.6	17.70
		576.0	147.9	21.54	139.8	20.46	132.3	19.89	129.3	19.32	123.3	18.24	117.6	17.16
		633.6	147.9	21.54	139.8	20.46	132.3	19.89	129.3	18.81	123.3	18.24	117.6	16.59
		720.0	147.9	21.54	139.8	20.46	132.3	19.89	129.3	18.06	123.3	18.24	117.6	15.75
	25	230.4	147.9	20.04	139.8	18.96	132.3	17.79	129.3	17.28	123.3	15.99	117.6	14.91
		288.0	147.9	19.92	139.8	18.84	132.3	17.70	129.3	17.16	123.3	15.99	117.6	14.91
		576.0	147.9	19.32	139.8	18.24	132.3	17.16	129.3	16.59	123.3	15.99	117.6	14.91
		633.6	147.9	18.81	139.8	17.67	132.3	17.16	129.3	16.59	123.3	15.48	117.6	14.91
		720.0	147.9	18.06	139.8	16.83	132.3	17.16	129.3	16.59	123.3	14.73	117.6	14.91
	30	230.4	147.9	17.79	139.8	16.71	132.3	15.63	129.3	14.91	123.3	14.49	117.6	13.26
		288.0	147.9	17.70	139.8	16.59	132.3	15.51	129.3	14.91	123.3	14.37	117.6	13.26
		576.0	147.9	17.16	139.8	15.99	132.3	14.91	129.3	14.91	123.3	13.83	117.6	13.26
		633.6	147.9	17.16	139.8	15.99	132.3	14.91	129.3	14.34	123.3	13.83	117.6	13.26
		720.0	147.9	17.16	139.8	15.99	132.3	14.91	129.3	13.50	123.3	13.83	117.6	13.26
	35	230.4	147.9	16.14	139.8	15.06	132.3	13.83	129.3	13.98	123.3	12.69	117.6	12.33
		288.0	147.9	16.02	139.8	14.94	132.3	13.83	129.3	13.86	123.3	12.69	117.6	12.21
		576.0	147.9	15.48	139.8	14.34	132.3	13.83	129.3	13.26	123.3	12.69	117.6	11.61
		633.6	147.9	15.48	139.8	14.34	132.3	13.26	129.3	13.26	123.3	12.69	117.6	11.61
		720.0	147.9	15.48	139.8	14.34	132.3	12.42	129.3	13.26	123.3	12.69	117.6	11.61
	40	230.4	147.9	15.06	139.8	13.98	132.3	12.81	129.3	12.18	123.3	11.61	117.6	11.16
		288.0	147.9	14.94	139.8	13.86	132.3	12.72	129.3	12.18	123.3	11.61	117.6	11.07
		576.0	147.9	14.34	139.8	13.26	132.3	12.18	129.3	12.18	123.3	11.61	117.6	10.53
633.6		147.9	14.34	139.8	13.26	132.3	12.18	129.3	11.61	123.3	11.04	117.6	10.53	
720.0		147.9	14.34	139.8	13.26	132.3	12.18	129.3	10.77	123.3	10.20	117.6	10.53	
45	230.4	147.9	13.98	139.8	12.81	132.3	11.88	129.3	10.38	123.3	10.53	117.6	10.08	
	288.0	147.9	13.86	139.8	12.72	132.3	11.67	129.3	10.50	123.3	10.53	117.6	9.96	
	576.0	147.9	13.26	139.8	12.18	132.3	10.53	129.3	11.04	123.3	10.53	117.6	9.36	
	633.6	147.9	13.26	139.8	12.18	132.3	11.04	129.3	9.96	123.3	9.36	117.6	9.36	

7. Capacity Tables

Combi. (%)	Inlet Water Temp. (°C)	Water Flow Rate (LPM)	Indoor Air Temp. (°C, DB)											
			16.0		18.0		20.0		21.0		22.0		24.0	
			TC	PI	TC	PI	TC	PI	TC	PI	TC	PI	TC	PI
70	45	720.0	147.9	13.26	139.8	12.18	132.3	11.82	129.3	8.34	123.3	7.62	117.6	9.36
60	-5	230.4	50.70	16.20	47.70	15.60	45.00	15.00	44.40	13.92	44.40	13.71	43.50	12.24
		288.0	52.20	16.50	49.20	15.90	46.20	15.27	45.60	14.16	45.60	13.95	44.70	12.48
		576.0	59.70	18.00	55.80	17.31	52.80	16.62	52.20	15.42	51.90	15.21	51.00	13.59
		633.6	65.70	19.38	61.50	18.69	58.50	17.94	57.60	16.68	57.60	16.41	56.40	14.64
		720.0	74.70	21.45	70.20	20.76	67.20	19.92	65.70	18.57	66.30	18.21	64.50	16.23
	0	230.4	90.90	23.76	83.70	22.92	78.00	21.93	76.50	20.40	75.60	20.13	72.60	17.97
		288.0	91.50	23.82	84.00	22.98	78.30	21.99	76.80	20.46	75.90	20.19	72.90	18.00
		576.0	93.60	24.12	86.10	23.22	80.40	22.29	78.90	20.70	77.70	20.40	74.70	18.18
		633.6	94.80	24.12	87.60	23.22	81.90	22.29	80.10	20.70	78.90	20.40	75.90	18.18
		720.0	96.60	24.12	90.00	23.22	84.30	22.29	81.90	20.70	80.70	20.40	77.70	18.18
	5	230.4	125.7	25.89	118.5	24.90	113.7	23.88	110.7	22.23	105.9	21.90	100.8	19.50
		288.0	126.0	26.01	118.8	25.02	113.7	24.00	110.7	22.32	105.9	21.99	100.8	19.59
		576.0	126.9	26.52	119.7	25.56	113.7	24.51	110.7	22.80	105.9	22.47	100.8	20.01
		633.6	126.9	26.76	119.4	25.71	113.7	24.69	110.7	22.98	105.9	22.59	100.8	20.19
		720.0	126.9	27.12	119.1	25.95	113.7	24.96	110.7	23.25	105.9	22.77	100.8	20.46
	10	230.4	126.3	23.79	118.8	22.74	113.7	21.66	110.7	20.22	105.9	19.86	100.8	17.79
		288.0	126.3	23.79	119.1	22.74	113.7	21.66	110.7	20.28	105.9	19.86	100.8	17.82
		576.0	126.9	23.79	119.7	22.74	113.7	21.66	110.7	20.52	105.9	19.77	100.8	18.00
		633.6	126.9	23.82	119.4	22.53	113.7	21.42	110.7	20.28	105.9	19.59	100.8	17.82
		720.0	126.9	23.88	119.1	22.23	113.7	21.06	110.7	19.92	105.9	19.32	100.8	17.55
	15	230.4	126.9	21.69	119.4	20.61	113.7	19.44	110.7	18.24	105.9	17.79	100.8	15.99
		288.0	126.9	21.57	119.4	20.49	113.7	19.35	110.7	18.24	105.9	17.70	100.8	15.99
		576.0	126.9	20.97	119.4	19.89	113.7	18.81	110.7	18.24	105.9	17.16	100.8	15.99
		633.6	126.9	20.97	119.4	19.32	113.7	18.24	110.7	17.67	105.9	16.59	100.8	15.48
		720.0	126.9	20.97	119.4	18.48	113.7	17.40	110.7	16.83	105.9	15.75	100.8	14.73
	20	230.4	126.9	18.96	119.4	17.79	113.7	16.71	110.7	16.14	105.9	15.63	100.8	14.49
		288.0	126.9	18.84	119.4	17.70	113.7	16.59	110.7	16.02	105.9	15.51	100.8	14.37
		576.0	126.9	18.24	119.4	17.16	113.7	15.99	110.7	15.48	105.9	14.91	100.8	13.83
		633.6	126.9	18.24	119.4	17.16	113.7	15.99	110.7	15.48	105.9	14.91	100.8	13.83
		720.0	126.9	18.24	119.4	17.16	113.7	15.99	110.7	15.48	105.9	14.91	100.8	13.83
	25	230.4	126.9	16.71	119.4	15.63	113.7	14.34	110.7	14.49	105.9	13.26	100.8	12.81
		288.0	126.9	16.59	119.4	15.51	113.7	14.34	110.7	14.37	105.9	13.26	100.8	12.72
		576.0	126.9	15.99	119.4	14.91	113.7	14.34	110.7	13.83	105.9	13.26	100.8	12.18
		633.6	126.9	15.99	119.4	14.91	113.7	13.83	110.7	13.83	105.9	13.26	100.8	12.18
		720.0	126.9	15.99	119.4	14.91	113.7	13.08	110.7	13.83	105.9	13.26	100.8	12.18
	30	230.4	126.9	15.06	119.4	13.98	113.7	13.41	110.7	12.81	105.9	12.33	100.8	11.76
		288.0	126.9	14.94	119.4	13.86	113.7	13.29	110.7	12.72	105.9	12.21	100.8	11.64
		576.0	126.9	14.34	119.4	13.26	113.7	12.69	110.7	12.18	105.9	11.61	100.8	11.04
		633.6	126.9	14.34	119.4	13.26	113.7	12.69	110.7	12.18	105.9	11.61	100.8	11.04
		720.0	126.9	14.34	119.4	13.26	113.7	12.69	110.7	12.18	105.9	11.61	100.8	11.04
	35	230.4	126.9	13.26	119.4	12.81	113.7	11.61	110.7	11.76	105.9	11.16	100.8	10.65
		288.0	126.9	13.26	119.4	12.72	113.7	11.61	110.7	11.64	105.9	11.07	100.8	10.53
		576.0	126.9	13.26	119.4	12.18	113.7	11.61	110.7	11.04	105.9	10.53	100.8	9.96
		633.6	126.9	13.26	119.4	12.18	113.7	11.04	110.7	11.04	105.9	10.53	100.8	9.96
		720.0	126.9	13.26	119.4	12.18	113.7	10.20	110.7	11.04	105.9	10.53	100.8	9.96
	40	230.4	126.9	12.18	119.4	11.76	113.7	10.53	110.7	10.65	105.9	10.08	100.8	9.36
		288.0	126.9	12.18	119.4	11.64	113.7	10.53	110.7	10.53	105.9	9.96	100.8	9.36
		576.0	126.9	12.18	119.4	11.04	113.7	10.53	110.7	9.96	105.9	9.36	100.8	9.36
633.6		126.9	12.18	119.4	11.04	113.7	10.53	110.7	9.96	105.9	9.36	100.8	9.36	
720.0		126.9	12.18	119.4	11.04	113.7	10.53	110.7	9.96	105.9	9.36	100.8	9.36	
45	230.4	126.9	11.04	119.4	10.65	113.7	9.36	110.7	9.51	105.9	9.00	100.8	8.13	
	288.0	126.9	11.04	119.4	10.53	113.7	9.36	110.7	9.39	105.9	8.88	100.8	8.25	
	576.0	126.9	11.04	119.4	9.96	113.7	9.36	110.7	8.85	105.9	8.28	100.8	8.85	
	633.6	126.9	11.04	119.4	9.96	113.7	9.96	110.7	8.85	105.9	8.28	100.8	8.85	

7. Capacity Tables

Combi. (%)	Inlet Water Temp. (°C)	Water Flow Rate (LPM)	Indoor Air Temp. (°C, DB)											
			16.0		18.0		20.0		21.0		22.0		24.0	
			TC	PI	TC	PI	TC	PI	TC	PI	TC	PI	TC	PI
60	45	720.0	126.9	11.04	119.4	9.96	113.7	10.86	110.7	8.85	105.9	8.28	100.8	8.85
50	-5	230.4	42.30	12.93	39.90	12.24	37.50	11.58	36.90	10.95	36.90	10.29	36.30	9.75
		288.0	43.50	13.17	41.10	12.48	38.70	11.79	38.10	11.16	38.10	10.47	37.20	9.93
		576.0	49.50	14.28	46.50	13.59	44.10	12.81	43.50	12.18	43.20	11.43	42.30	10.74
		633.6	54.60	15.42	51.30	14.64	48.60	13.83	48.00	13.14	47.70	12.30	46.80	11.61
		720.0	62.40	17.13	58.50	16.23	55.50	15.36	54.90	14.58	54.60	13.62	53.70	12.93
	0	230.4	75.60	18.93	69.90	17.97	65.10	16.92	63.60	16.05	62.70	15.09	60.60	14.25
		288.0	75.90	18.96	70.20	18.00	65.40	16.98	63.90	16.11	63.00	15.12	60.90	14.28
		576.0	77.70	19.14	72.00	18.18	66.90	17.19	65.70	16.35	64.80	15.33	62.10	14.46
		633.6	78.90	19.14	72.90	18.18	67.80	17.19	66.60	16.35	65.70	15.33	63.30	14.46
		720.0	80.70	19.14	74.40	18.18	69.30	17.19	68.10	16.35	67.20	15.33	65.10	14.46
	5	230.4	104.4	20.58	99.00	19.50	94.50	18.42	92.10	17.52	88.20	16.44	84.00	15.45
		288.0	104.7	20.67	99.30	19.59	94.50	18.51	92.10	17.58	88.20	16.50	84.00	15.54
		576.0	105.6	21.09	99.90	20.01	94.50	18.93	92.10	17.94	88.20	16.80	84.00	15.90
		633.6	105.6	21.27	99.60	20.19	94.50	19.02	92.10	18.06	88.20	16.98	84.00	15.99
		720.0	105.6	21.54	99.30	20.46	94.50	19.17	92.10	18.24	88.20	17.25	84.00	16.14
	10	230.4	105.0	18.96	99.30	17.85	94.50	16.77	92.10	16.02	88.20	14.82	84.00	14.16
		288.0	105.0	18.93	99.30	17.85	94.50	16.74	92.10	15.99	88.20	14.85	84.00	14.13
		576.0	105.6	18.81	99.90	17.79	94.50	16.62	92.10	15.90	88.20	15.03	84.00	14.01
		633.6	105.6	18.93	99.60	17.82	94.50	16.68	92.10	15.96	88.20	14.79	84.00	14.07
		720.0	105.6	19.11	99.30	17.88	94.50	16.77	92.10	16.05	88.20	14.43	84.00	14.16
	15	230.4	105.6	17.28	99.60	16.14	94.50	15.06	92.10	14.49	88.20	13.26	84.00	12.81
		288.0	105.6	17.16	99.60	16.02	94.50	14.94	92.10	14.37	88.20	13.26	84.00	12.72
		576.0	105.6	16.59	99.60	15.48	94.50	14.34	92.10	13.83	88.20	13.26	84.00	12.18
		633.6	105.6	16.59	99.60	15.48	94.50	14.34	92.10	13.83	88.20	12.69	84.00	12.18
		720.0	105.6	16.59	99.60	15.48	94.50	14.34	92.10	13.83	88.20	11.85	84.00	12.18
	20	230.4	105.6	15.06	99.60	13.98	94.50	13.41	92.10	12.81	88.20	12.33	84.00	11.04
		288.0	105.6	14.94	99.60	13.86	94.50	13.29	92.10	12.72	88.20	12.21	84.00	11.04
		576.0	105.6	14.34	99.60	13.26	94.50	12.69	92.10	12.18	88.20	11.61	84.00	11.04
		633.6	105.6	14.34	99.60	13.26	94.50	12.69	92.10	12.18	88.20	11.61	84.00	11.04
		720.0	105.6	14.34	99.60	13.26	94.50	12.69	92.10	12.18	88.20	11.61	84.00	11.04
	25	230.4	105.6	13.41	99.60	12.18	94.50	11.76	92.10	11.04	88.20	10.53	84.00	9.96
		288.0	105.6	13.29	99.60	12.18	94.50	11.64	92.10	11.04	88.20	10.53	84.00	9.96
		576.0	105.6	12.69	99.60	12.18	94.50	11.04	92.10	11.04	88.20	10.53	84.00	9.96
		633.6	105.6	12.69	99.60	12.18	94.50	11.04	92.10	11.04	88.20	10.53	84.00	9.96
		720.0	105.6	12.69	99.60	12.18	94.50	11.04	92.10	11.04	88.20	10.53	84.00	9.96
	30	230.4	105.6	12.33	99.60	11.16	94.50	10.65	92.10	9.96	88.20	10.08	84.00	9.51
		288.0	105.6	12.21	99.60	11.07	94.50	10.53	92.10	9.96	88.20	9.96	84.00	9.39
		576.0	105.6	11.61	99.60	10.53	94.50	9.96	92.10	9.96	88.20	9.36	84.00	8.85
		633.6	105.6	11.61	99.60	10.53	94.50	9.96	92.10	9.96	88.20	9.36	84.00	8.85
		720.0	105.6	11.61	99.60	10.53	94.50	9.96	92.10	9.96	88.20	9.36	84.00	8.85
	35	230.4	105.6	11.16	99.60	9.96	94.50	9.36	92.10	9.51	88.20	8.85	84.00	8.28
		288.0	105.6	11.07	99.60	9.96	94.50	9.36	92.10	9.39	88.20	8.85	84.00	8.28
		576.0	105.6	10.53	99.60	9.96	94.50	9.36	92.10	8.85	88.20	8.85	84.00	8.28
		633.6	105.6	10.53	99.60	9.96	94.50	9.36	92.10	8.85	88.20	8.85	84.00	8.28
		720.0	105.6	10.53	99.60	9.96	94.50	9.36	92.10	8.85	88.20	8.85	84.00	8.28
	40	230.4	105.6	10.08	99.60	9.51	94.50	9.00	92.10	8.28	88.20	8.43	84.00	7.71
		288.0	105.6	9.96	99.60	9.39	94.50	8.88	92.10	8.28	88.20	8.31	84.00	7.71
		576.0	105.6	9.36	99.60	8.85	94.50	8.28	92.10	8.28	88.20	7.71	84.00	7.71
633.6		105.6	9.36	99.60	8.85	94.50	8.28	92.10	8.28	88.20	7.71	84.00	7.71	
720.0		105.6	9.36	99.60	8.85	94.50	8.28	92.10	8.28	88.20	7.71	84.00	7.71	
45	230.4	105.6	9.00	99.60	9.15	94.50	8.55	92.10	7.08	88.20	7.98	84.00	7.20	
	288.0	105.6	8.88	99.60	8.91	94.50	8.34	92.10	7.20	88.20	7.77	84.00	7.20	
	576.0	105.6	8.28	99.60	7.71	94.50	7.20	92.10	7.71	88.20	6.63	84.00	7.20	
	633.6	105.6	8.28	99.60	7.71	94.50	7.20	92.10	7.71	88.20	6.63	84.00	7.20	

7. Capacity Tables

Combi. (%)	Inlet Water Temp. (°C)	Water Flow Rate (LPM)	Indoor Air Temp. (°C, DB)											
			16.0		18.0		20.0		21.0		22.0		24.0	
			TC	PI	TC	PI	TC	PI	TC	PI	TC	PI	TC	PI
50	45	720.0	105.6	8.28	99.60	7.71	94.50	7.20	92.10	7.71	88.20	6.63	84.00	7.20

Note

- TC: Total Capacity(kW), PI : Power Input(kW)
- Capacity tables show the average value of conditions which may occur.
- The minimum flow rate of the product is based on 50% of the rated flow rate or the value indicated in the specification table, whichever is greater.
However, when the 'Variable Water Flow Valve Control KIT' is applied, the minimum flow rate is allowed to 40% (gray colored area) of the rated flow rate.
- If the flow rate is less than minimum flow rate and the indoor unit combination ratio exceeds 130%, ask to LG Electronics even if the 'Variable Water Flow Valve Control KIT' is applied.

8. Capacity Correction Factor

8.1 Cooling Operation

CRWM080LAS5, CRWM100LAS5, CRWM120LAS5, CRWM140LAS5, CRWM160LAS5, CRWM180LAS5, CRWM200LAS5, CRWM220LAS5, CRWM240LAS5, CRWM260LAS5, CRWM280LAS5, CRWM300LAS5, CRWM320LAS5, CRWM340LAS5

Level difference (=IDU-ODU) (m)	Capacity correction factor (%) by equivalent pipe length (m)																							
	7.5	10	20	30	40	50	60	70	80	90	100	110	120	130	140	150	160	170	180	190	200	210	220	225
-50	-	-	-	-	-	94.0	93.0	93.0	92.0	91.0	90.0	89.0	89.0	88.0	87.0	87.0	86.0	85.0	85.0	84.0	83.0	83.0	82.0	82.0
-40	-	-	-	-	95.0	94.0	94.0	93.0	92.0	91.0	90.0	89.0	89.0	88.0	87.0	87.0	86.0	85.0	85.0	84.0	84.0	83.0	82.0	82.0
-30	-	-	-	96.0	95.0	95.0	94.0	93.0	92.0	91.0	90.0	90.0	89.0	88.0	87.0	87.0	86.0	85.0	85.0	84.0	84.0	83.0	82.0	82.0
-20	-	-	98.0	97.0	96.0	95.0	94.0	93.0	92.0	91.0	90.0	90.0	89.0	88.0	87.0	87.0	86.0	85.0	85.0	84.0	84.0	83.0	82.0	82.0
-10	-	99.0	98.0	97.0	96.0	95.0	94.0	93.0	92.0	91.0	90.0	90.0	89.0	88.0	88.0	87.0	86.0	86.0	85.0	84.0	84.0	83.0	83.0	82.0
-7.5	99.0	99.0	98.0	97.0	96.0	95.0	94.0	93.0	92.0	91.0	90.0	90.0	89.0	88.0	88.0	87.0	86.0	86.0	85.0	84.0	84.0	83.0	83.0	82.0
0	100.0	99.0	98.0	97.0	96.0	95.0	94.0	93.0	92.0	91.0	91.0	90.0	89.0	88.0	88.0	87.0	86.0	86.0	85.0	84.0	84.0	83.0	83.0	82.0
7.5	100.0	99.0	98.0	97.0	96.0	95.0	94.0	93.0	92.0	91.0	91.0	90.0	89.0	88.0	88.0	87.0	86.0	86.0	85.0	84.0	84.0	83.0	83.0	82.0
10	-	99.0	98.0	97.0	96.0	95.0	94.0	93.0	92.0	91.0	91.0	90.0	89.0	88.0	88.0	87.0	86.0	86.0	85.0	84.0	84.0	83.0	83.0	82.0
20	-	-	98.0	97.0	96.0	95.0	94.0	93.0	92.0	91.0	91.0	90.0	89.0	88.0	88.0	87.0	86.0	86.0	85.0	84.0	84.0	83.0	83.0	82.0
30	-	-	-	97.0	96.0	95.0	94.0	93.0	92.0	92.0	91.0	90.0	89.0	88.0	88.0	87.0	86.0	86.0	85.0	85.0	84.0	83.0	83.0	83.0
40	-	-	-	-	96.0	95.0	94.0	93.0	92.0	92.0	91.0	90.0	89.0	89.0	88.0	87.0	86.0	86.0	85.0	85.0	84.0	83.0	83.0	83.0
50	-	-	-	-	-	95.0	94.0	93.0	93.0	92.0	91.0	90.0	89.0	89.0	88.0	87.0	87.0	86.0	85.0	85.0	84.0	83.0	83.0	83.0

Note

- These figures indicate the rate of change in capacity of a standard indoor unit system at maximum load under standard conditions. (Moreover, under partial load conditions there is only a minor deviation from the rate of change in capacity shown in the above figures.)
- With this outdoor(outside) unit, evaporating pressure constant control when cooling, and condensing pressure constant control when heating is carried out.
- If heat insulation of piping is insufficient, heat loss will become larger and capacity will decrease.
- Method of calculating cooling / heating capacity = maximum cooling / heating capacity of outdoor(outside)units
= cooling / heating capacity of outdoor(outside) units obtained from capacity table x capacity correction factor due to piping length to the farthest indoor unit.
- Equivalent piping length for Y Branch and other pipes can be calculated with following table.

Piping Diameter [mm(inch)]	Ø6.35 (1/4)	Ø9.52 (3/8)	Ø12.7 (1/2)	Ø15.88 (5/8)	Ø19.05 (3/4)	Ø22.2 (7/8)	Ø25.4 (1)	Ø28.58 (1-1/8)	Ø31.8 (1-1/4)	Ø34.9 (1-3/8)	Ø38.1 (1-1/2)	Ø41.3 (1-5/8)	Ø44.5 (1-3/4)	Ø53.98 (2-1/8)
Elbow(m)	0.16	0.18	0.20	0.25	0.35	0.40	0.45	0.50	0.55	0.60	0.65	0.70	0.75	0.85
Y Branch(m)	0.50													
Header(m)	1.00													
HR unit(m)	0.25													

- When the any one (or both) of below conditions are satisfied, the diameter of main pipe must be increased.
 - The equivalent length between outdoor(outside) unit and the farthest indoor unit is 90m or more (Liquid or Gas pipes are increased in accordance with below table)
 - The level difference (outdoor(outside) unit <-> Indoor unit) is 50m or more (Only liquid pipe is increased) Refer to the table (Refrigerant pipe diameter from outdoor(outside) unit to first branch.) in the 'installation of outdoor(outside) units' part.
- Read cooling / heating capacity rate of change in the above figures based on the following equivalent length.
Overall equivalent length = (equivalent length of main pipe) x correction factor + (equivalent length after first branching)

Rate of Change (object piping)	Correction factor			
	standard size	size increase		
		Capacity Class ≤ 34HP	Capacity Class ≤ 60HP	Capacity Class ≥ 62HP
Cooling(Gas pipe)	1	0.5	0.5	-
Heating(Liquid pipe)	1	0.2	0.4	0.4

※ Accordance with product type(operation mode), target region, model line up could be different.
Apply the correction factor after selecting that according to the unit capacity.

■ Calculation Example for overall equivalent length

* Installation condition : Model capacity = 8HP, Main pipe length = 30m, Branch pipe length = 30m, HU=0m (Maximum pipe length and limit condition will be different by each model. Use this example only for reference.)

: Overall equivalent pipe length for Cooling = 30m x 0.5 + 30m = 45m

: Overall equivalent pipe length for Heating = 30m x 0.2 + 30m = 36m

* The rate of change in

Read the correction factor value condition on length = 45m and HU = 0 in Cooling correction factor table.

Read the correction factor value condition on length = 36m and HU = 0 in Heating correction factor table.

8. Capacity Correction Factor

CRWM360LAS5

Level difference (=IDU-ODU) (m)	Capacity correction factor (%) by equivalent pipe length (m)																							
	7.5	10	20	30	40	50	60	70	80	90	100	110	120	130	140	150	160	170	180	190	200	210	220	225
-50	-	-	-	-	-	92.0	91.0	89.0	88.0	87.0	86.0	85.0	84.0	83.0	82.0	81.0	80.0	79.0	79.0	78.0	77.0	76.0	75.0	75.0
-40	-	-	-	-	94.0	92.0	91.0	89.0	88.0	87.0	86.0	85.0	84.0	83.0	82.0	81.0	80.0	79.0	79.0	78.0	77.0	76.0	76.0	75.0
-30	-	-	-	95.0	94.0	92.0	91.0	90.0	88.0	87.0	86.0	85.0	84.0	83.0	82.0	81.0	80.0	79.0	79.0	78.0	77.0	76.0	76.0	76.0
-20	-	-	97.0	95.0	94.0	92.0	91.0	90.0	88.0	87.0	86.0	85.0	84.0	83.0	82.0	81.0	80.0	80.0	79.0	78.0	77.0	77.0	76.0	76.0
-10	-	99.0	97.0	96.0	94.0	92.0	91.0	90.0	89.0	87.0	86.0	85.0	84.0	83.0	82.0	81.0	80.0	80.0	79.0	78.0	77.0	77.0	76.0	76.0
-7.5	99.0	99.0	97.0	96.0	94.0	93.0	91.0	90.0	89.0	87.0	86.0	85.0	84.0	83.0	82.0	81.0	80.0	80.0	79.0	78.0	77.0	77.0	76.0	76.0
0	100.0	99.0	97.0	96.0	94.0	93.0	91.0	90.0	89.0	87.0	86.0	85.0	84.0	83.0	82.0	81.0	80.0	80.0	79.0	78.0	77.0	77.0	76.0	76.0
7.5	100.0	99.0	97.0	96.0	94.0	93.0	91.0	90.0	89.0	88.0	86.0	85.0	84.0	83.0	82.0	81.0	81.0	80.0	79.0	78.0	77.0	77.0	76.0	76.0
10	-	99.0	98.0	96.0	94.0	93.0	91.0	90.0	89.0	88.0	86.0	85.0	84.0	83.0	82.0	81.0	81.0	80.0	79.0	78.0	77.0	77.0	76.0	76.0
20	-	-	98.0	96.0	94.0	93.0	91.0	90.0	89.0	88.0	87.0	85.0	84.0	83.0	82.0	82.0	81.0	80.0	79.0	78.0	78.0	77.0	77.0	76.0
30	-	-	-	96.0	95.0	93.0	92.0	90.0	89.0	88.0	87.0	86.0	84.0	83.0	83.0	82.0	81.0	80.0	79.0	78.0	78.0	77.0	77.0	76.0
40	-	-	-	-	95.0	93.0	92.0	90.0	89.0	88.0	87.0	86.0	85.0	84.0	83.0	82.0	81.0	80.0	79.0	78.0	78.0	77.0	77.0	76.0
50	-	-	-	-	-	93.0	92.0	91.0	89.0	88.0	87.0	86.0	85.0	84.0	83.0	82.0	81.0	80.0	79.0	78.0	78.0	77.0	77.0	76.0

8. Capacity Correction Factor

CRWM380LAS5, CRWM400LAS5, CRWM420LAS5, CRWM440LAS5, CRWM460LAS5, CRWM480LAS5, CRWM500LAS5, CRWM520LAS5, CRWM540LAS5, CRWM560LAS5, CRWM580LAS5, CRWM600LAS5

Level difference (=IDU-ODU) (m)	Capacity correction factor (%) by equivalent pipe length (m)																							
	7.5	10	20	30	40	50	60	70	80	90	100	110	120	130	140	150	160	170	180	190	200	210	220	225
-50	-	-	-	-	-	92.0	91.0	89.0	88.0	87.0	86.0	85.0	84.0	83.0	82.0	81.0	80.0	79.0	79.0	78.0	77.0	76.0	75.0	75.0
-40	-	-	-	-	94.0	92.0	91.0	89.0	88.0	87.0	86.0	85.0	84.0	83.0	82.0	81.0	80.0	79.0	79.0	78.0	77.0	76.0	76.0	75.0
-30	-	-	-	95.0	94.0	92.0	91.0	90.0	88.0	87.0	86.0	85.0	84.0	83.0	82.0	81.0	80.0	79.0	79.0	78.0	77.0	76.0	76.0	76.0
-20	-	-	97.0	95.0	94.0	92.0	91.0	90.0	88.0	87.0	86.0	85.0	84.0	83.0	82.0	81.0	80.0	80.0	79.0	78.0	77.0	77.0	76.0	76.0
-10	-	99.0	97.0	96.0	94.0	92.0	91.0	90.0	89.0	87.0	86.0	85.0	84.0	83.0	82.0	81.0	80.0	80.0	79.0	78.0	77.0	77.0	76.0	76.0
-7.5	99.0	99.0	97.0	96.0	94.0	93.0	91.0	90.0	89.0	87.0	86.0	85.0	84.0	83.0	82.0	81.0	80.0	80.0	79.0	78.0	77.0	77.0	76.0	76.0
0	100.0	99.0	97.0	96.0	94.0	93.0	91.0	90.0	89.0	87.0	86.0	85.0	84.0	83.0	82.0	81.0	80.0	80.0	79.0	78.0	77.0	77.0	76.0	76.0
7.5	100.0	99.0	97.0	96.0	94.0	93.0	91.0	90.0	89.0	88.0	86.0	85.0	84.0	83.0	82.0	81.0	81.0	80.0	79.0	78.0	77.0	77.0	76.0	76.0
10	-	99.0	98.0	96.0	94.0	93.0	91.0	90.0	89.0	88.0	86.0	85.0	84.0	83.0	82.0	81.0	81.0	80.0	79.0	78.0	77.0	77.0	76.0	76.0
20	-	-	98.0	96.0	94.0	93.0	91.0	90.0	89.0	88.0	87.0	85.0	84.0	83.0	82.0	82.0	81.0	80.0	79.0	78.0	78.0	77.0	77.0	76.0
30	-	-	-	96.0	95.0	93.0	92.0	90.0	89.0	88.0	87.0	86.0	84.0	83.0	83.0	82.0	81.0	80.0	79.0	78.0	78.0	77.0	77.0	76.0
40	-	-	-	-	95.0	93.0	92.0	90.0	89.0	88.0	87.0	86.0	85.0	84.0	83.0	82.0	81.0	80.0	79.0	78.0	78.0	77.0	77.0	76.0
50	-	-	-	-	-	93.0	92.0	91.0	89.0	88.0	87.0	86.0	85.0	84.0	83.0	82.0	81.0	80.0	79.0	78.0	78.0	77.0	77.0	76.0

Note

- These figures indicate the rate of change in capacity of a standard indoor unit system at maximum load under standard conditions. (Moreover, under partial load conditions there is only a minor deviation from the rate of change in capacity shown in the above figures.)
- With this outdoor(outside) unit, evaporating pressure constant control when cooling, and condensing pressure constant control when heating is carried out.
- If heat insulation of piping is insufficient, heat loss will become larger and capacity will decrease.
- Method of calculating cooling / heating capacity = maximum cooling / heating capacity of outdoor(outside)units
= cooling / heating capacity of outdoor(outside) units obtained from capacity table x capacity correction factor due to piping length to the farthest indoor unit.
- Equivalent piping length for Y Branch and other pipes can be calculated with following table.

Piping Diameter [mm(inch)]	Ø6.35 (1/4)	Ø9.52 (3/8)	Ø12.7 (1/2)	Ø15.88 (5/8)	Ø19.05 (3/4)	Ø22.2 (7/8)	Ø25.4 (1)	Ø28.58 (1-1/8)	Ø31.8 (1-1/4)	Ø34.9 (1-3/8)	Ø38.1 (1-1/2)	Ø41.3 (1-5/8)	Ø44.5 (1-3/4)	Ø53.98 (2-1/8)
Elbow(m)	0.16	0.18	0.20	0.25	0.35	0.40	0.45	0.50	0.55	0.60	0.65	0.70	0.75	0.85
Y Branch(m)	0.50													
Header(m)	1.00													
HR unit(m)	0.25													

- When the any one (or both) of below conditions are satisfied, the diameter of main pipe must be increased.
 - The equivalent length between outdoor(outside) unit and the farthest indoor unit is 90m or more (Liquid or Gas pipes are increased in accordance with below table)
 - The level difference (outdoor(outside) unit <-> Indoor unit) is 50m or more (Only liquid pipe is increased)
Refer to the table (Refrigerant pipe diameter from outdoor(outside) unit to first branch.) in the 'installation of outdoor(outside) units' part.
- Read cooling / heating capacity rate of change in the above figures based on the following equivalent length.
Overall equivalent length = (equivalent length of main pipe) x correction factor + (equivalent length after first branching)

Rate of Change (object piping)	Correction factor			
	standard size	size increase		
		Capacity Class ≤ 34HP	Capacity Class ≤ 60HP	Capacity Class ≥ 62HP
Cooling(Gas pipe)	1	0.5	0.5	-
Heating(Liquid pipe)	1	0.2	0.4	0.4

※ Accordance with product type(operation mode), target region, model line up could be different.

Apply the correction factor after selecting that according to the unit capacity.

- Calculation Example for overall equivalent length

* Installation condition : Model capacity = 8HP, Main pipe length = 30m, Branch pipe length = 30m, HU=0m
(Maximum pipe length and limit condition will be different by each model. Use this example only for reference.)

: Overall equivalent pipe length for Cooling = 30m x 0.5 + 30m = 45m

: Overall equivalent pipe length for Heating = 30m x 0.2 + 30m = 36m

* The rate of change in

Read the correction factor value condition on length = 45m and HU = 0 in Cooling correction factor table.

Read the correction factor value condition on length = 36m and HU = 0 in Heating correction factor table.

8. Capacity Correction Factor

8.2 Heating Operation

CRWM080LAS5, CRWM100LAS5, CRWM120LAS5, CRWM140LAS5, CRWM160LAS5, CRWM180LAS5, CRWM200LAS5, CRWM220LAS5, CRWM240LAS5, CRWM260LAS5, CRWM280LAS5, CRWM300LAS5, CRWM320LAS5, CRWM340LAS5

Level difference (=IDU-ODU) (m)	Capacity correction factor (%) by equivalent pipe length (m)																							
	7.5	10	20	30	40	50	60	70	80	90	100	110	120	130	140	150	160	170	180	190	200	210	220	225
-50	-	-	-	-	-	-	100.0	100.0	100.0	100.0	100.0	100.0	100.0	100.0	100.0	100.0	-	-	-	-	-	-	-	-
-40	-	-	-	-	-	100.0	100.0	100.0	100.0	100.0	100.0	100.0	100.0	100.0	100.0	100.0	-	-	-	-	-	-	-	-
-30	-	-	-	-	100.0	100.0	100.0	100.0	100.0	100.0	100.0	100.0	100.0	100.0	100.0	100.0	-	-	-	-	-	-	-	-
-20	-	-	-	100.0	100.0	100.0	100.0	100.0	100.0	100.0	100.0	100.0	100.0	100.0	100.0	100.0	-	-	-	-	-	-	-	-
-10	-	-	100.0	100.0	100.0	100.0	100.0	100.0	100.0	100.0	100.0	100.0	100.0	100.0	100.0	100.0	-	-	-	-	-	-	-	-
-7.5	-	100.0	100.0	100.0	100.0	100.0	100.0	100.0	100.0	100.0	100.0	100.0	100.0	100.0	100.0	100.0	-	-	-	-	-	-	-	-
0	100.0	100.0	100.0	100.0	100.0	100.0	100.0	100.0	100.0	100.0	100.0	100.0	100.0	100.0	100.0	100.0	-	-	-	-	-	-	-	-
7.5	100.0	100.0	100.0	100.0	100.0	100.0	100.0	100.0	100.0	100.0	100.0	100.0	100.0	100.0	100.0	100.0	-	-	-	-	-	-	-	-
10	100.0	100.0	100.0	100.0	100.0	100.0	100.0	100.0	100.0	100.0	100.0	100.0	100.0	100.0	100.0	100.0	-	-	-	-	-	-	-	-
20	-	100.0	100.0	100.0	100.0	100.0	100.0	100.0	100.0	100.0	100.0	100.0	100.0	100.0	100.0	100.0	-	-	-	-	-	-	-	-
30	-	-	100.0	100.0	100.0	100.0	100.0	100.0	100.0	100.0	100.0	100.0	100.0	100.0	100.0	100.0	-	-	-	-	-	-	-	-
40	-	-	-	100.0	100.0	100.0	100.0	100.0	100.0	100.0	100.0	100.0	100.0	100.0	100.0	100.0	-	-	-	-	-	-	-	-
50	-	-	-	-	100.0	100.0	100.0	100.0	100.0	100.0	100.0	100.0	100.0	100.0	100.0	100.0	-	-	-	-	-	-	-	-

Note

- These figures indicate the rate of change in capacity of a standard indoor unit system at maximum load under standard conditions. (Moreover, under partial load conditions there is only a minor deviation from the rate of change in capacity shown in the above figures.)
- With this outdoor(outside) unit, evaporating pressure constant control when cooling, and condensing pressure constant control when heating is carried out.
- If heat insulation of piping is insufficient, heat loss will become larger and capacity will decrease.
- Method of calculating cooling / heating capacity = maximum cooling / heating capacity of outdoor(outside)units
= cooling / heating capacity of outdoor(outside) units obtained from capacity table x capacity correction factor due to piping length to the farthest indoor unit.
- Equivalent piping length for Y Branch and other pipes can be calculated with following table.

Piping Diameter [mm(inch)]	Ø6.35 (1/4)	Ø9.52 (3/8)	Ø12.7 (1/2)	Ø15.88 (5/8)	Ø19.05 (3/4)	Ø22.2 (7/8)	Ø25.4 (1)	Ø28.58 (1-1/8)	Ø31.8 (1-1/4)	Ø34.9 (1-3/8)	Ø38.1 (1-1/2)	Ø41.3 (1-5/8)	Ø44.5 (1-3/4)	Ø53.98 (2-1/8)
Elbow(m)	0.16	0.18	0.20	0.25	0.35	0.40	0.45	0.50	0.55	0.60	0.65	0.70	0.75	0.85
Y Branch(m)	0.50													
Header(m)	1.00													
HR unit(m)	0.25													

- When the any one (or both) of below conditions are satisfied, the diameter of main pipe must be increased.
 - The equivalent length between outdoor(outside) unit and the farthest indoor unit is 90m or more (Liquid or Gas pipes are increased in accordance with below table)
 - The level difference (outdoor(outside) unit <-> Indoor unit) is 50m or more (Only liquid pipe is increased)
Refer to the table (Refrigerant pipe diameter from outdoor(outside) unit to first branch.) in the 'installation of outdoor(outside) units' part.
- Read cooling / heating capacity rate of change in the above figures based on the following equivalent length.
Overall equivalent length = (equivalent length of main pipe) x correction factor + (equivalent length after first branching)

Rate of Change (object piping)	Correction factor			
	standard size	size increase		
		Capacity Class ≤ 34HP	Capacity Class ≤ 60HP	Capacity Class ≥ 62HP
Cooling(Gas pipe)	1	0.5	0.5	-
Heating(Liquid pipe)	1	0.2	0.4	0.4

※ Accordance with product type(operation mode), target region, model line up could be different.

Apply the correction factor after selecting that according to the unit capacity.

■ Calculation Example for overall equivalent length

* Installation condition : Model capacity = 8HP, Main pipe length = 30m, Branch pipe length = 30m, HU=0m
(Maximum pipe length and limit condition will be different by each model. Use this example only for reference.)

: Overall equivalent pipe length for Cooling = 30m x 0.5 + 30m = 45m

: Overall equivalent pipe length for Heating = 30m x 0.2 + 30m = 36m

* The rate of change in

Read the correction factor value condition on length = 45m and HU = 0 in Cooling correction factor table.

Read the correction factor value condition on length = 36m and HU = 0 in Heating correction factor table.

8. Capacity Correction Factor

CRWM360LAS5

Level difference (=IDU-ODU) (m)	Capacity correction factor (%) by equivalent pipe length (m)																								
	7.5	10	20	30	40	50	60	70	80	90	100	110	120	130	140	150	160	170	180	190	200	210	220	225	
-50	-	-	-	-	-	100.0	100.0	100.0	100.0	100.0	100.0	100.0	100.0	100.0	100.0	100.0	100.0	100.0	-	-	-	-	-	-	-
-40	-	-	-	-	100.0	100.0	100.0	100.0	100.0	100.0	100.0	100.0	100.0	100.0	100.0	100.0	100.0	100.0	-	-	-	-	-	-	-
-30	-	-	-	100.0	100.0	100.0	100.0	100.0	100.0	100.0	100.0	100.0	100.0	100.0	100.0	100.0	100.0	100.0	-	-	-	-	-	-	-
-20	-	-	100.0	100.0	100.0	100.0	100.0	100.0	100.0	100.0	100.0	100.0	100.0	100.0	100.0	100.0	100.0	100.0	-	-	-	-	-	-	-
-10	-	100.0	100.0	100.0	100.0	100.0	100.0	100.0	100.0	100.0	100.0	100.0	100.0	100.0	100.0	100.0	100.0	100.0	-	-	-	-	-	-	-
-7.5	100.0	100.0	100.0	100.0	100.0	100.0	100.0	100.0	100.0	100.0	100.0	100.0	100.0	100.0	100.0	100.0	100.0	100.0	-	-	-	-	-	-	-
0	100.0	100.0	100.0	100.0	100.0	100.0	100.0	100.0	100.0	100.0	100.0	100.0	100.0	100.0	100.0	100.0	100.0	100.0	-	-	-	-	-	-	-
7.5	100.0	100.0	100.0	100.0	100.0	100.0	100.0	100.0	100.0	100.0	100.0	100.0	100.0	100.0	100.0	100.0	100.0	100.0	-	-	-	-	-	-	-
10	-	100.0	100.0	100.0	100.0	100.0	100.0	100.0	100.0	100.0	100.0	100.0	100.0	100.0	100.0	100.0	100.0	100.0	-	-	-	-	-	-	-
20	-	-	100.0	100.0	100.0	100.0	100.0	100.0	100.0	100.0	100.0	100.0	100.0	100.0	100.0	100.0	100.0	100.0	-	-	-	-	-	-	-
30	-	-	-	100.0	100.0	100.0	100.0	100.0	100.0	100.0	100.0	100.0	100.0	100.0	100.0	100.0	100.0	100.0	-	-	-	-	-	-	-
40	-	-	-	-	100.0	100.0	100.0	100.0	100.0	100.0	100.0	100.0	100.0	100.0	100.0	100.0	100.0	100.0	-	-	-	-	-	-	-
50	-	-	-	-	-	100.0	100.0	100.0	100.0	100.0	100.0	100.0	100.0	100.0	100.0	100.0	100.0	100.0	-	-	-	-	-	-	-

8. Capacity Correction Factor

CRWM380LAS5, CRWM400LAS5, CRWM420LAS5, CRWM440LAS5, CRWM460LAS5, CRWM480LAS5, CRWM500LAS5, CRWM520LAS5, CRWM540LAS5, CRWM560LAS5, CRWM580LAS5, CRWM600LAS5

Level difference (=IDU-ODU) (m)	Capacity correction factor (%) by equivalent pipe length (m)																							
	7.5	10	20	30	40	50	60	70	80	90	100	110	120	130	140	150	160	170	180	190	200	210	220	225
-50	-	-	-	-	-	100.0	100.0	100.0	100.0	100.0	100.0	100.0	100.0	100.0	100.0	100.0	100.0	-	-	-	-	-	-	-
-40	-	-	-	-	100.0	100.0	100.0	100.0	100.0	100.0	100.0	100.0	100.0	100.0	100.0	100.0	100.0	-	-	-	-	-	-	-
-30	-	-	-	100.0	100.0	100.0	100.0	100.0	100.0	100.0	100.0	100.0	100.0	100.0	100.0	100.0	100.0	-	-	-	-	-	-	-
-20	-	-	100.0	100.0	100.0	100.0	100.0	100.0	100.0	100.0	100.0	100.0	100.0	100.0	100.0	100.0	100.0	-	-	-	-	-	-	-
-10	-	100.0	100.0	100.0	100.0	100.0	100.0	100.0	100.0	100.0	100.0	100.0	100.0	100.0	100.0	100.0	100.0	-	-	-	-	-	-	-
-7.5	100.0	100.0	100.0	100.0	100.0	100.0	100.0	100.0	100.0	100.0	100.0	100.0	100.0	100.0	100.0	100.0	100.0	-	-	-	-	-	-	-
0	100.0	100.0	100.0	100.0	100.0	100.0	100.0	100.0	100.0	100.0	100.0	100.0	100.0	100.0	100.0	100.0	100.0	-	-	-	-	-	-	-
7.5	100.0	100.0	100.0	100.0	100.0	100.0	100.0	100.0	100.0	100.0	100.0	100.0	100.0	100.0	100.0	100.0	100.0	-	-	-	-	-	-	-
10	-	100.0	100.0	100.0	100.0	100.0	100.0	100.0	100.0	100.0	100.0	100.0	100.0	100.0	100.0	100.0	100.0	-	-	-	-	-	-	-
20	-	-	100.0	100.0	100.0	100.0	100.0	100.0	100.0	100.0	100.0	100.0	100.0	100.0	100.0	100.0	100.0	-	-	-	-	-	-	-
30	-	-	-	100.0	100.0	100.0	100.0	100.0	100.0	100.0	100.0	100.0	100.0	100.0	100.0	100.0	100.0	-	-	-	-	-	-	-
40	-	-	-	-	100.0	100.0	100.0	100.0	100.0	100.0	100.0	100.0	100.0	100.0	100.0	100.0	100.0	-	-	-	-	-	-	-
50	-	-	-	-	-	100.0	100.0	100.0	100.0	100.0	100.0	100.0	100.0	100.0	100.0	100.0	100.0	-	-	-	-	-	-	-

Note

- These figures indicate the rate of change in capacity of a standard indoor unit system at maximum load under standard conditions. (Moreover, under partial load conditions there is only a minor deviation from the rate of change in capacity shown in the above figures.)
- With this outdoor(outside) unit, evaporating pressure constant control when cooling, and condensing pressure constant control when heating is carried out.
- If heat insulation of piping is insufficient, heat loss will become larger and capacity will decrease.
- Method of calculating cooling / heating capacity = maximum cooling / heating capacity of outdoor(outside)units
= cooling / heating capacity of outdoor(outside) units obtained from capacity table x capacity correction factor due to piping length to the farthest indoor unit.
- Equivalent piping length for Y Branch and other pipes can be calculated with following table.

Piping Diameter [mm(inch)]	Ø6.35 (1/4)	Ø9.52 (3/8)	Ø12.7 (1/2)	Ø15.88 (5/8)	Ø19.05 (3/4)	Ø22.2 (7/8)	Ø25.4 (1)	Ø28.58 (1-1/8)	Ø31.8 (1-1/4)	Ø34.9 (1-3/8)	Ø38.1 (1-1/2)	Ø41.3 (1-5/8)	Ø44.5 (1-3/4)	Ø53.98 (2-1/8)
Elbow(m)	0.16	0.18	0.20	0.25	0.35	0.40	0.45	0.50	0.55	0.60	0.65	0.70	0.75	0.85
Y Branch(m)	0.50													
Header(m)	1.00													
HR unit(m)	0.25													

- When the any one (or both) of below conditions are satisfied, the diameter of main pipe must be increased.
 - The equivalent length between outdoor(outside) unit and the farthest indoor unit is 90m or more (Liquid or Gas pipes are increased in accordance with below table)
 - The level difference (outdoor(outside) unit <-> Indoor unit) is 50m or more (Only liquid pipe is increased)
Refer to the table (Refrigerant pipe diameter from outdoor(outside) unit to first branch.) in the 'installation of outdoor(outside) units' part.
- Read cooling / heating capacity rate of change in the above figures based on the following equivalent length.
Overall equivalent length = (equivalent length of main pipe) x correction factor + (equivalent length after first branching)

Rate of Change (object piping)	Correction factor			
	standard size	size increase		
		Capacity Class ≤ 34HP	Capacity Class ≤ 60HP	Capacity Class ≥ 62HP
Cooling(Gas pipe)	1	0.5	0.5	-
Heating(Liquid pipe)	1	0.2	0.4	0.4

※ Accordance with product type(operation mode), target region, model line up could be different.

Apply the correction factor after selecting that according to the unit capacity.

- Calculation Example for overall equivalent length

* Installation condition : Model capacity = 8HP, Main pipe length = 30m, Branch pipe length = 30m, HU=0m
(Maximum pipe length and limit condition will be different by each model. Use this example only for reference.)

: Overall equivalent pipe length for Cooling = 30m x 0.5 + 30m = 45m

: Overall equivalent pipe length for Heating = 30m x 0.2 + 30m = 36m

* The rate of change in

Read the correction factor value condition on length = 45m and HU = 0 in Cooling correction factor table.

Read the correction factor value condition on length = 36m and HU = 0 in Heating correction factor table.

8. Capacity Correction Factor

8.3 Antifreeze

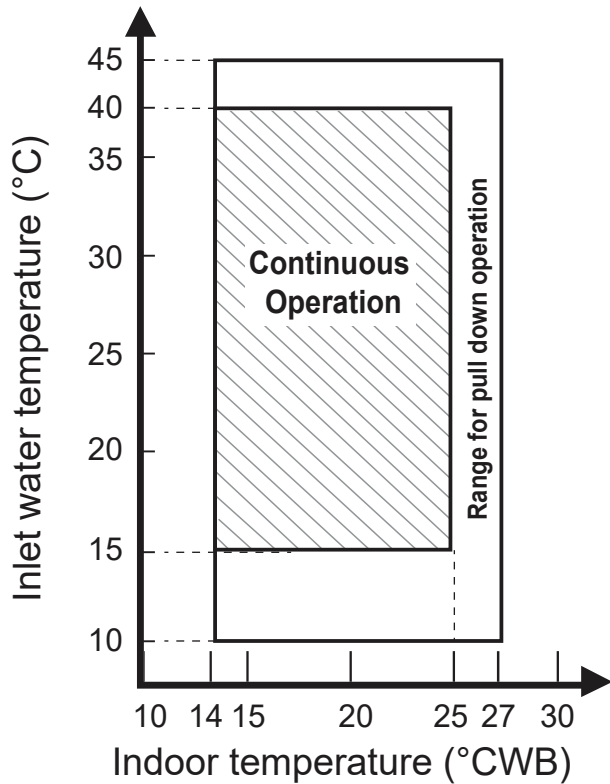
CRWM080LAS5, CRWM100LAS5, CRWM120LAS5, CRWM140LAS5, CRWM160LAS5, CRWM180LAS5, CRWM200LAS5, CRWM220LAS5, CRWM240LAS5, CRWM260LAS5, CRWM280LAS5, CRWM300LAS5, CRWM320LAS5, CRWM340LAS5, CRWM360LAS5, CRWM380LAS5, CRWM400LAS5, CRWM420LAS5, CRWM440LAS5, CRWM460LAS5, CRWM480LAS5, CRWM500LAS5, CRWM520LAS5, CRWM540LAS5, CRWM560LAS5, CRWM580LAS5, CRWM600LAS5

Antifreeze Type	Item	Correction factor (%) by Antifreeze (wt%)				
		10 wt%	20 wt%	30 wt%	40 wt%	50 wt%
Methanol	Cooling	99.8	99.7	99.5	99.3	99.2
	Heating	99.5	99.0	98.5	97.9	97.4
	Pressure Drop	102.3	105.7	109.1	112.2	116.0
Ethylene glycol	Cooling	99.6	99.1	98.7	98.3	97.9
	Heating	99.3	98.5	99.7	96.9	96.1
	Pressure Drop	102.4	106.8	112.4	118.8	126.3
Propylene glycol	Cooling	99.3	98.7	98.0	97.4	96.8
	Heating	98.6	97.3	96.0	94.8	93.5
	Pressure Drop	104.0	109.8	117.4	127.3	140.5

9. Operation Limits

9.1 Cooling Operation

CRWM080LAS5, CRWM100LAS5, CRWM120LAS5, CRWM140LAS5, CRWM160LAS5, CRWM180LAS5, CRWM200LAS5, CRWM220LAS5, CRWM240LAS5, CRWM260LAS5, CRWM280LAS5, CRWM300LAS5, CRWM320LAS5, CRWM340LAS5, CRWM360LAS5, CRWM380LAS5, CRWM400LAS5, CRWM420LAS5, CRWM440LAS5, CRWM460LAS5, CRWM480LAS5, CRWM500LAS5, CRWM520LAS5, CRWM540LAS5, CRWM560LAS5, CRWM580LAS5, CRWM600LAS5



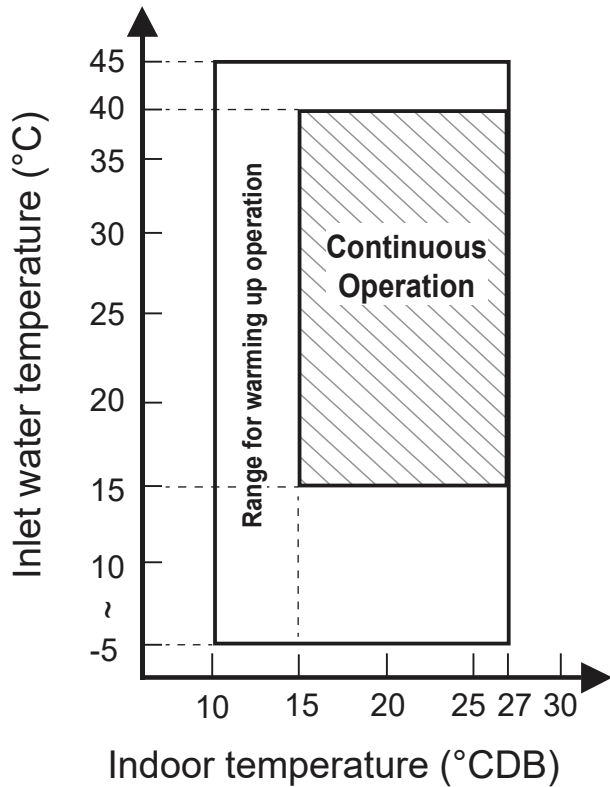
Note

- These figures assume the following operating conditions
 - : Equivalent piping length is standard condition, and level difference is 0m.
- Range of pull down operation: If the relative humidity is too high, cooling capacity can be decreased by the sensible heat reduction.
- Warming up operation means that the outdoor(outside) unit operates to reach the range of continuous operating, however it may not operate continuously due to safety or protection logic.

9. Operation Limits

9.2 Heating Operation

CRWM080LAS5, CRWM100LAS5, CRWM120LAS5, CRWM140LAS5, CRWM160LAS5, CRWM180LAS5, CRWM200LAS5, CRWM220LAS5, CRWM240LAS5, CRWM260LAS5, CRWM280LAS5, CRWM300LAS5, CRWM320LAS5, CRWM340LAS5, CRWM360LAS5, CRWM380LAS5, CRWM400LAS5, CRWM420LAS5, CRWM440LAS5, CRWM460LAS5, CRWM480LAS5, CRWM500LAS5, CRWM520LAS5, CRWM540LAS5, CRWM560LAS5, CRWM580LAS5, CRWM600LAS5



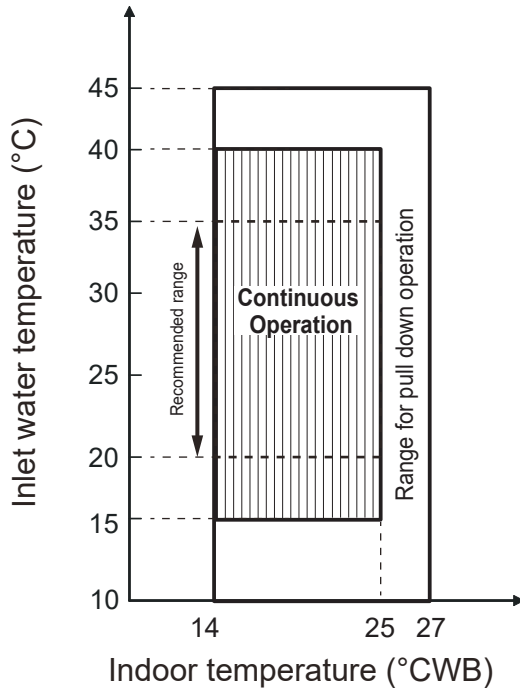
Note

- These figures assume the following operating conditions
 - Equivalent piping length is standard condition, and level difference is 0m.
- Range of pull down operation: If the relative humidity is too high, cooling capacity can be decreased by the sensible heat reduction.
- Warming up operation means that the outdoor(outside) unit operates to reach the range of continuous operating, however it may not operate continuously due to safety or protection logic.

9. Operation Limits

9.3 Simultaneous Operation (Cooling)

CRWM080LAS5, CRWM100LAS5, CRWM120LAS5, CRWM140LAS5, CRWM160LAS5, CRWM180LAS5, CRWM200LAS5, CRWM220LAS5, CRWM240LAS5, CRWM260LAS5, CRWM280LAS5, CRWM300LAS5, CRWM320LAS5, CRWM340LAS5, CRWM360LAS5, CRWM380LAS5, CRWM400LAS5, CRWM420LAS5, CRWM440LAS5, CRWM460LAS5, CRWM480LAS5, CRWM500LAS5, CRWM520LAS5, CRWM540LAS5, CRWM560LAS5, CRWM580LAS5, CRWM600LAS5



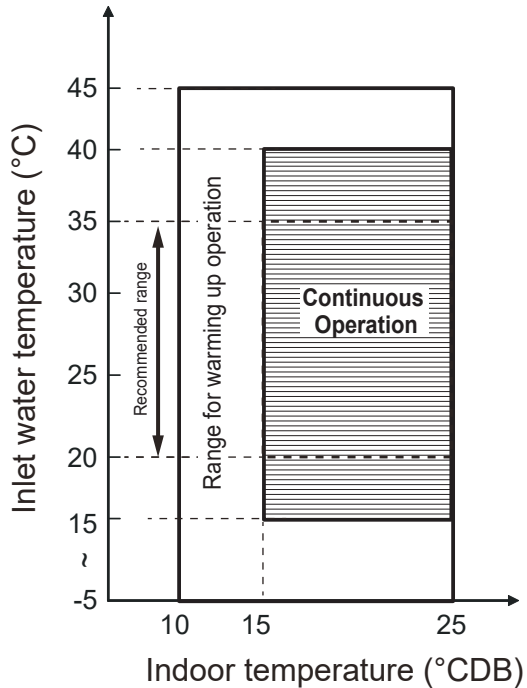
Note

- These figures assume the following operating conditions
 - : Equivalent piping length is standard condition, and level difference is 0m.
- Range of pull down operation: If the relative humidity is too high, cooling capacity can be decreased by the sensible heat reduction.
- Warming up operation means that the outdoor(outside) unit operates to reach the range of continuous operating, however it may not operate continuously due to safety or protection logic.

9. Operation Limits

9.4 Simultaneous Operation (Heating)

CRWM080LAS5, CRWM100LAS5, CRWM120LAS5, CRWM140LAS5, CRWM160LAS5, CRWM180LAS5, CRWM200LAS5, CRWM220LAS5, CRWM240LAS5, CRWM260LAS5, CRWM280LAS5, CRWM300LAS5, CRWM320LAS5, CRWM340LAS5, CRWM360LAS5, CRWM380LAS5, CRWM400LAS5, CRWM420LAS5, CRWM440LAS5, CRWM460LAS5, CRWM480LAS5, CRWM500LAS5, CRWM520LAS5, CRWM540LAS5, CRWM560LAS5, CRWM580LAS5, CRWM600LAS5



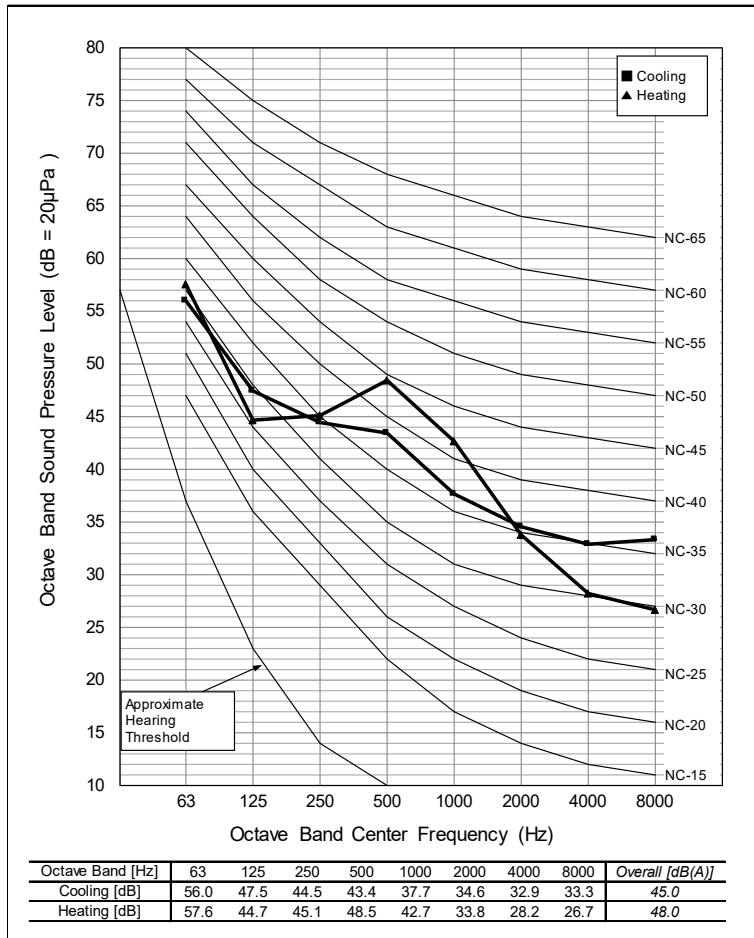
Note

- These figures assume the following operating conditions
 - : Equivalent piping length is standard condition, and level difference is 0m.
- Range of pull down operation: If the relative humidity is too high, cooling capacity can be decreased by the sensible heat reduction.
- Warming up operation means that the outdoor(outside) unit operates to reach the range of continuous operating, however it may not operate continuously due to safety or protection logic.

10. Sound Levels

10.1 Pressure Levels

CRWM080LAS5

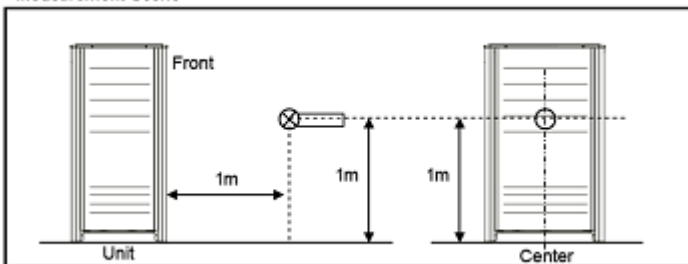


Sound level [dB(A), @ Standard condition]	
Cooling / Heating	45.0 / 48.0

Note

- Data is valid at diffuse field condition.
- Data is valid at nominal operating condition.
- Reference acoustic pressure 0dB = 20µPa.
- Sound pressure level is measured on the rated condition in the anechoic rooms by ISO 3745 standard. Refer to the model specifications for nominal conditions. (Power source and Ambient temperature, etc)
- Sound levels can be increased in accordance with installation and operating conditions. (Operating conditions include some functional condition like Static pressure mode, air guide use, Room target temperature setting, etc and these functions are different in accordance with each model.)
- Sound level will vary depending on a range of factors such as the construction(acoustic absorption coefficient) of particular room in which the equipment in installed.

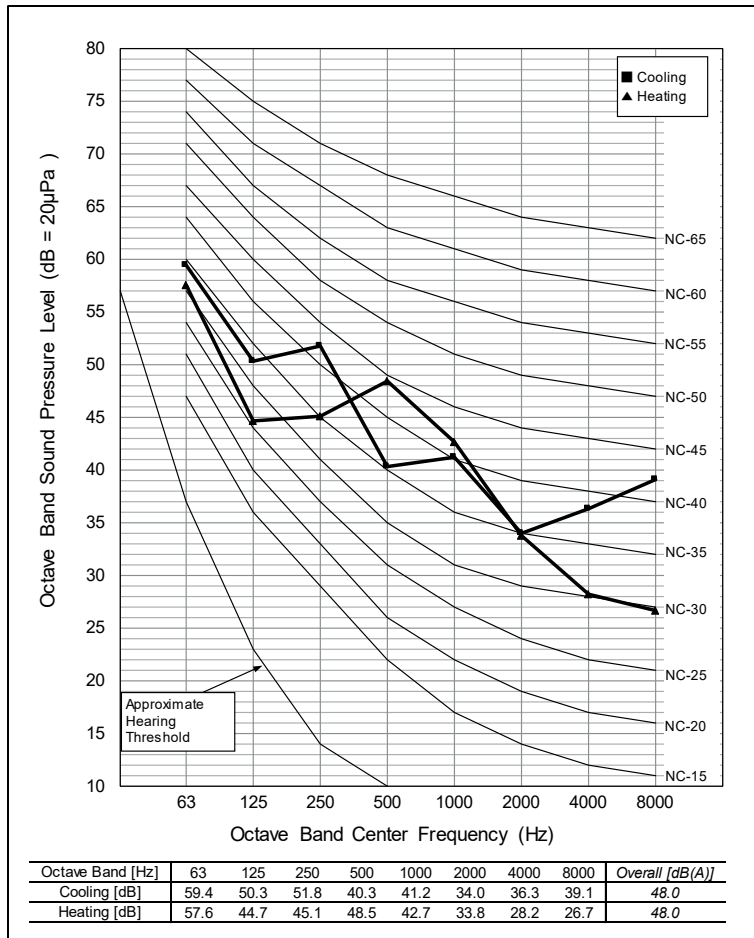
<Measurement Scene>



※ External Appearance of unit could be different by each model.

10. Sound Levels

CRWM100LAS5

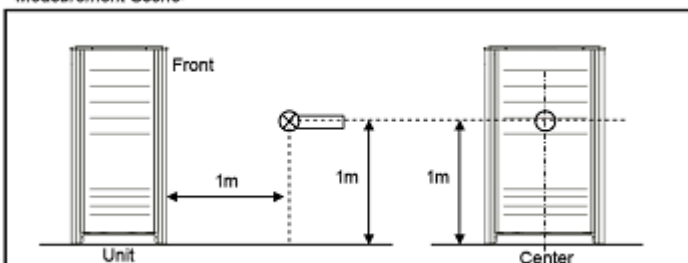


Sound level [dB(A), @ Standard condition]	
Cooling / Heating	48.0 / 48.0

Note

- Data is valid at diffuse field condition.
- Data is valid at nominal operating condition.
- Reference acoustic pressure 0dB = 20µPa.
- Sound pressure level is measured on the rated condition in the anechoic rooms by ISO 3745 standard.
Refer to the model specifications for nominal conditions. (Power source and Ambient temperature, etc)
- Sound levels can be increased in accordance with installation and operating conditions. (Operating conditions include some functional condition like Static pressure mode, air guide use, Room target temperature setting, etc and these functions are different in accordance with each model.)
- Sound level will vary depending on a range of factors such as the construction (acoustic absorption coefficient) of particular room in which the equipment is installed.

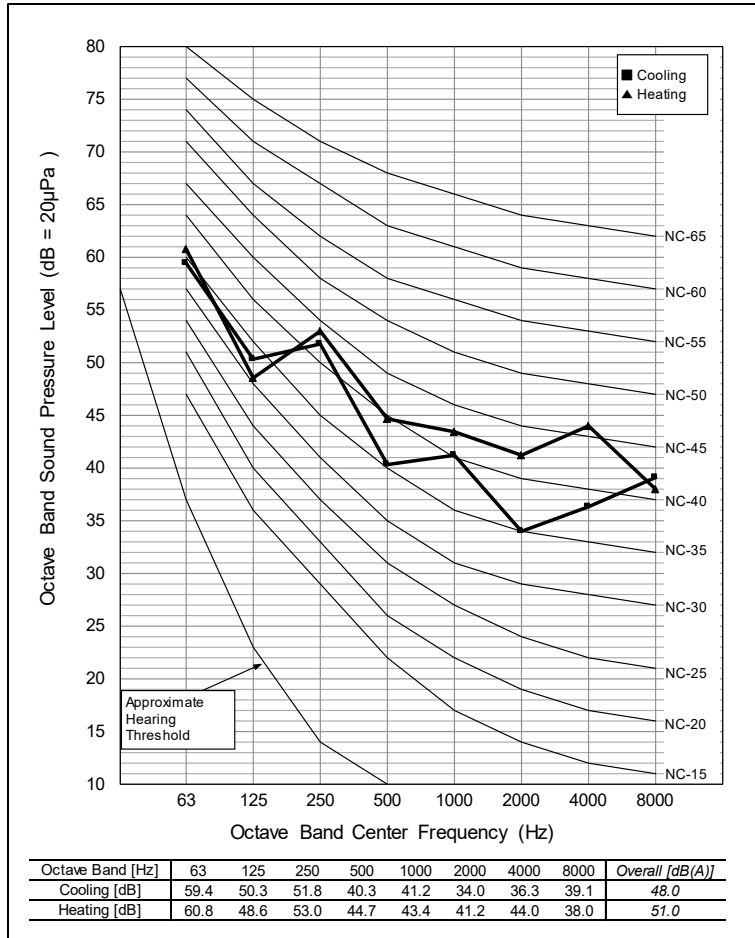
<Measurement Scene>



※ External Appearance of unit could be different by each model.

10. Sound Levels

CRWM120LAS5

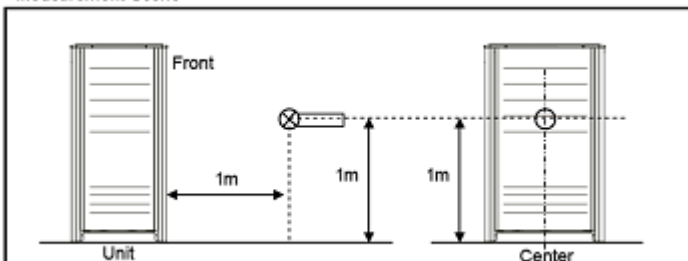


Sound level [dB(A), @ Standard condition]	
Cooling / Heating	48.0 / 51.0

Note

- Data is valid at diffuse field condition.
- Data is valid at nominal operating condition.
- Reference acoustic pressure 0dB = 20µPa.
- Sound pressure level is measured on the rated condition in the anechoic rooms by ISO 3745 standard. Refer to the model specifications for nominal conditions. (Power source and Ambient temperature, etc)
- Sound levels can be increased in accordance with installation and operating conditions. (Operating conditions include some functional condition like Static pressure mode, air guide use, Room target temperature setting, etc and these functions are different in accordance with each model.)
- Sound level will vary depending on a range of factors such as the construction (acoustic absorption coefficient) of particular room in which the equipment is installed.

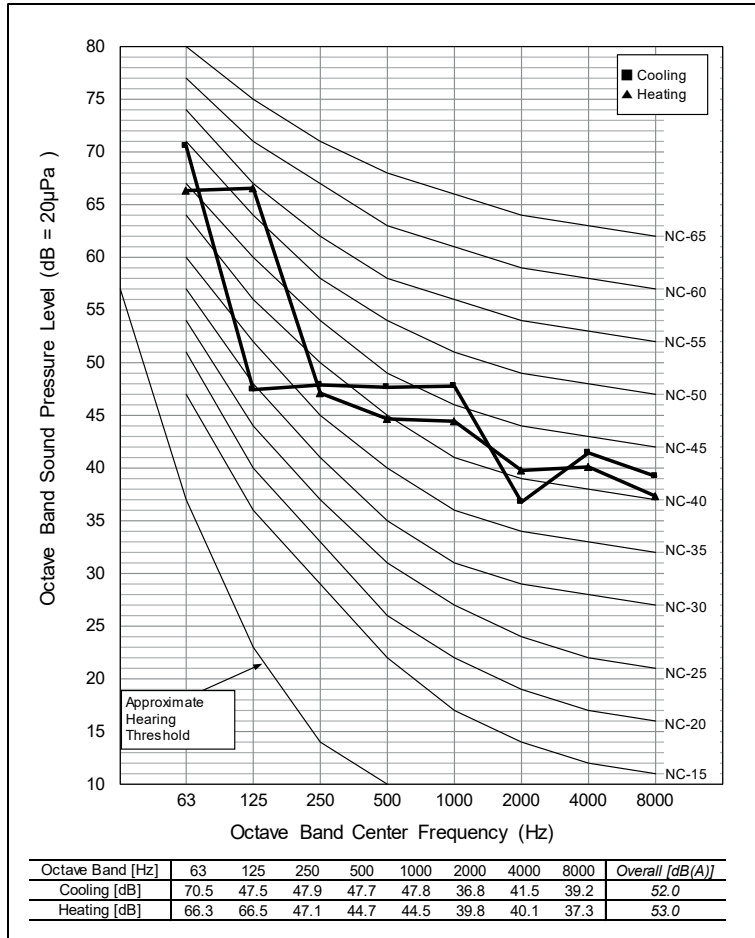
<Measurement Scene>



※ External Appearance of unit could be different by each model.

10. Sound Levels

CRWM140LAS5

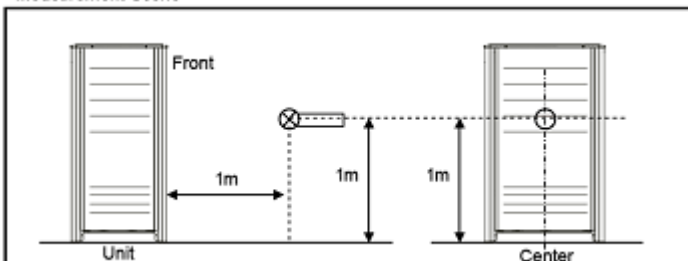


Sound level [dB(A), @ Standard condition]	
Cooling / Heating	52.0 / 53.0

Note

- Data is valid at diffuse field condition.
- Data is valid at nominal operating condition.
- Reference acoustic pressure 0dB = 20µPa.
- Sound pressure level is measured on the rated condition in the anechoic rooms by ISO 3745 standard. Refer to the model specifications for nominal conditions. (Power source and Ambient temperature, etc)
- Sound levels can be increased in accordance with installation and operating conditions. (Operating conditions include some functional condition like Static pressure mode, air guide use, Room target temperature setting, etc and these functions are different in accordance with each model.)
- Sound level will vary depending on a range of factors such as the construction (acoustic absorption coefficient) of particular room in which the equipment is installed.

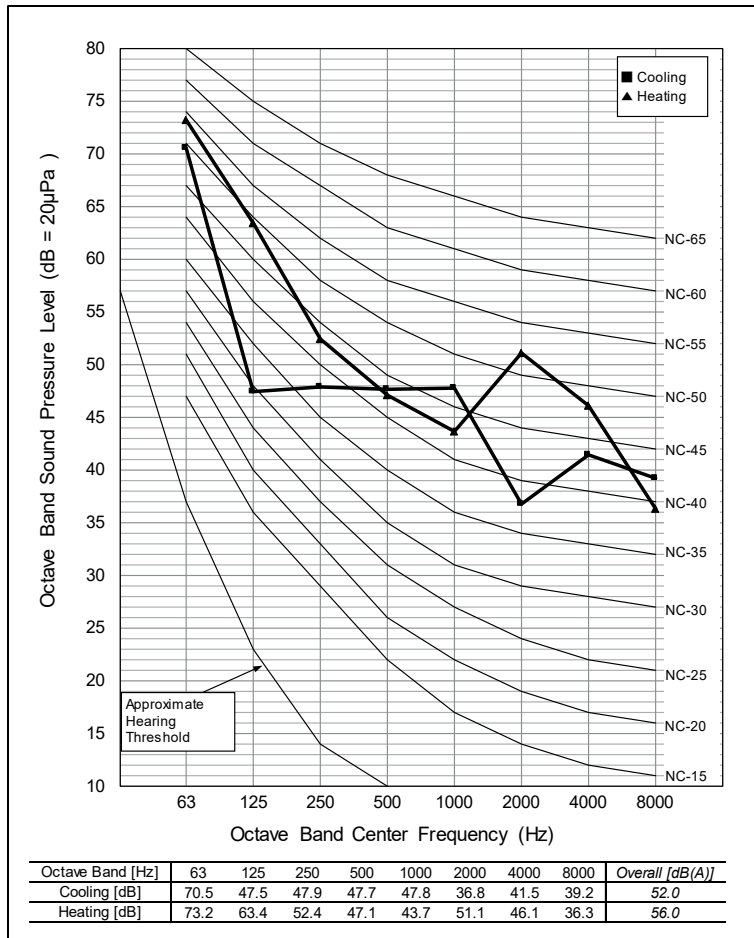
<Measurement Scene>



※ External Appearance of unit could be different by each model.

10. Sound Levels

CRWM160LAS5

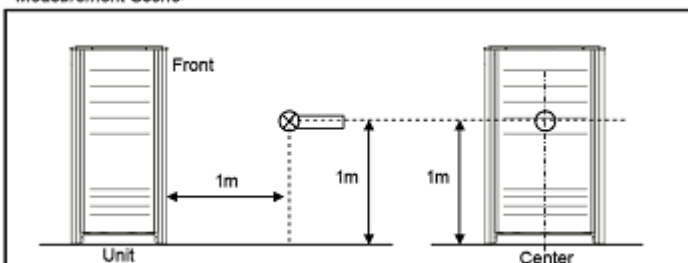


Sound level [dB(A), @ Standard condition]	
Cooling / Heating	52.0 / 56.0

Note

- Data is valid at diffuse field condition.
- Data is valid at nominal operating condition.
- Reference acoustic pressure 0dB = 20µPa.
- Sound pressure level is measured on the rated condition in the anechoic rooms by ISO 3745 standard. Refer to the model specifications for nominal conditions. (Power source and Ambient temperature, etc)
- Sound levels can be increased in accordance with installation and operating conditions. (Operating conditions include some functional condition like Static pressure mode, air guide use, Room target temperature setting, etc and these functions are different in accordance with each model.)
- Sound level will vary depending on a range of factors such as the construction (acoustic absorption coefficient) of particular room in which the equipment is installed.

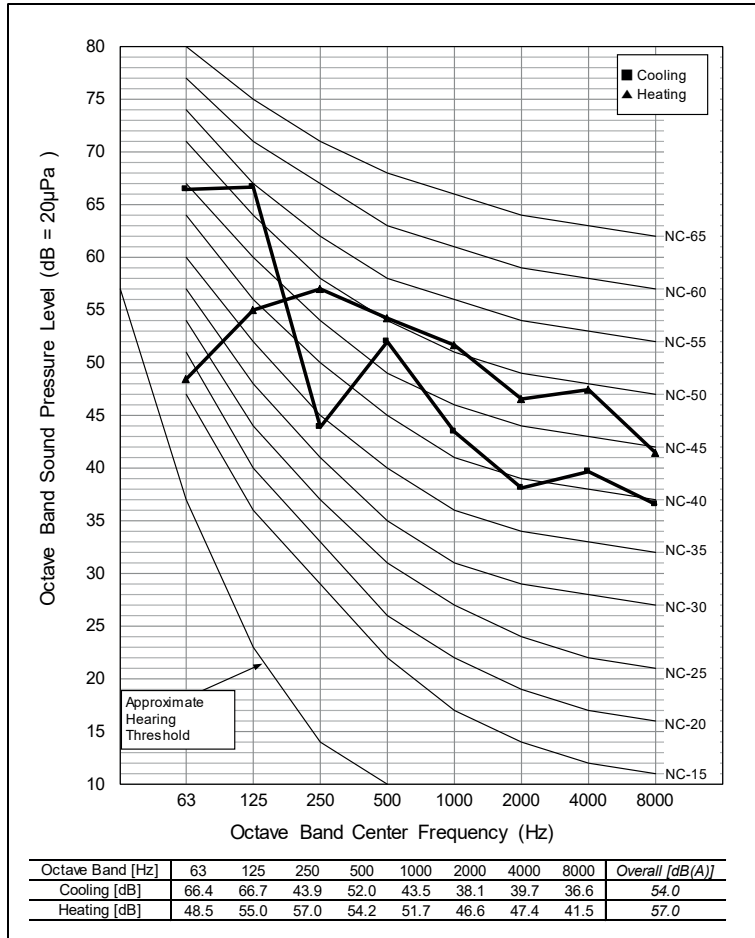
<Measurement Scene>



※ External Appearance of unit could be different by each model.

10. Sound Levels

CRWM180LAS5

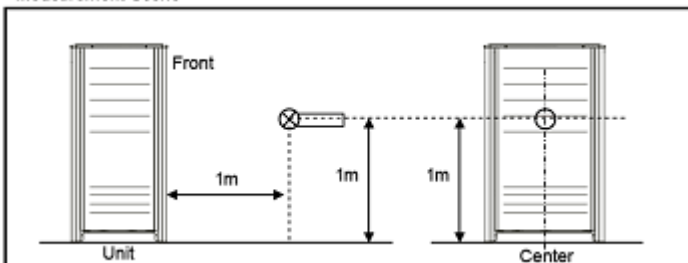


Sound level [dB(A), @ Standard condition]	
Cooling / Heating	54.0 / 57.0

Note

- Data is valid at diffuse field condition.
- Data is valid at nominal operating condition.
- Reference acoustic pressure 0dB = 20µPa.
- Sound pressure level is measured on the rated condition in the anechoic rooms by ISO 3745 standard.
Refer to the model specifications for nominal conditions. (Power source and Ambient temperature, etc)
- Sound levels can be increased in accordance with installation and operating conditions. (Operating conditions include some functional condition like Static pressure mode, air guide use, Room target temperature setting, etc and these functions are different in accordance with each model.)
- Sound level will vary depending on a range of factors such as the construction (acoustic absorption coefficient) of particular room in which the equipment is installed.

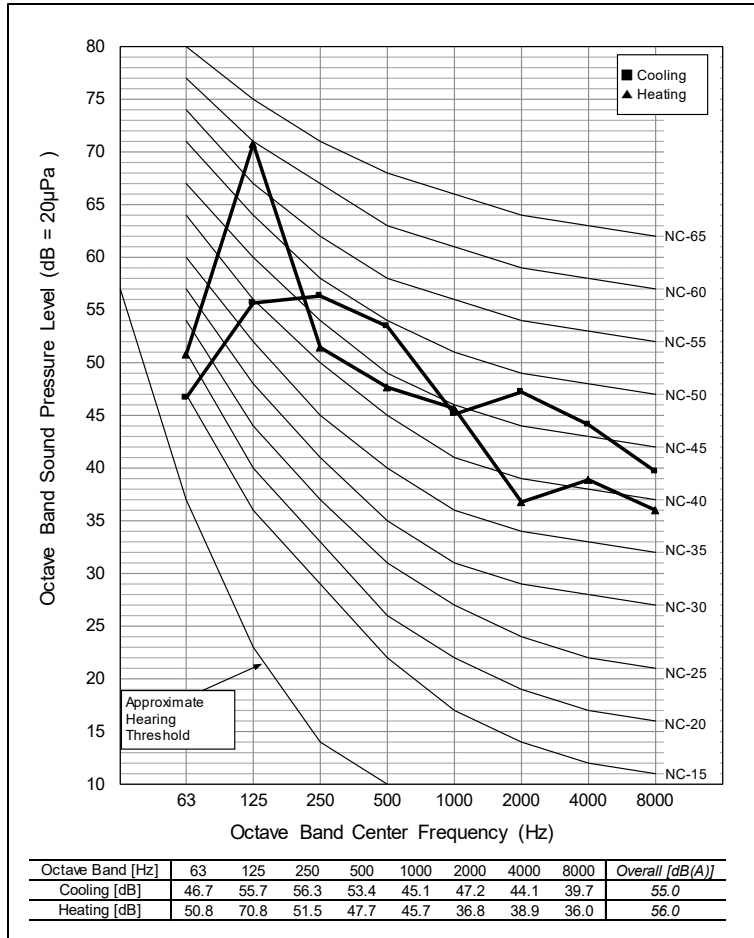
<Measurement Scene>



※ External Appearance of unit could be different by each model.

10. Sound Levels

CRWM200LAS5

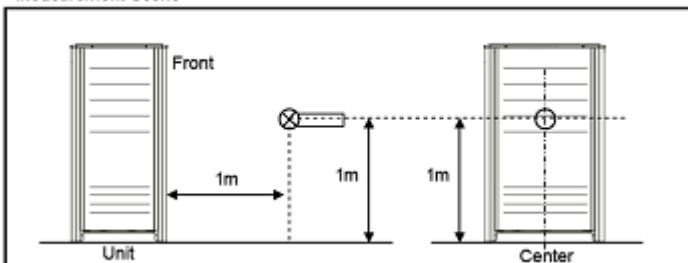


Sound level [dB(A), @ Standard condition]	
Cooling / Heating	55.0 / 56.0

Note

- Data is valid at diffuse field condition.
- Data is valid at nominal operating condition.
- Reference acoustic pressure 0dB = 20µPa.
- Sound pressure level is measured on the rated condition in the anechoic rooms by ISO 3745 standard. Refer to the model specifications for nominal conditions. (Power source and Ambient temperature, etc)
- Sound levels can be increased in accordance with installation and operating conditions. (Operating conditions include some functional condition like Static pressure mode, air guide use, Room target temperature setting, etc and these functions are different in accordance with each model.)
- Sound level will vary depending on a range of factors such as the construction(acoustic absorption coefficient) of particular room in which the equipment is installed.

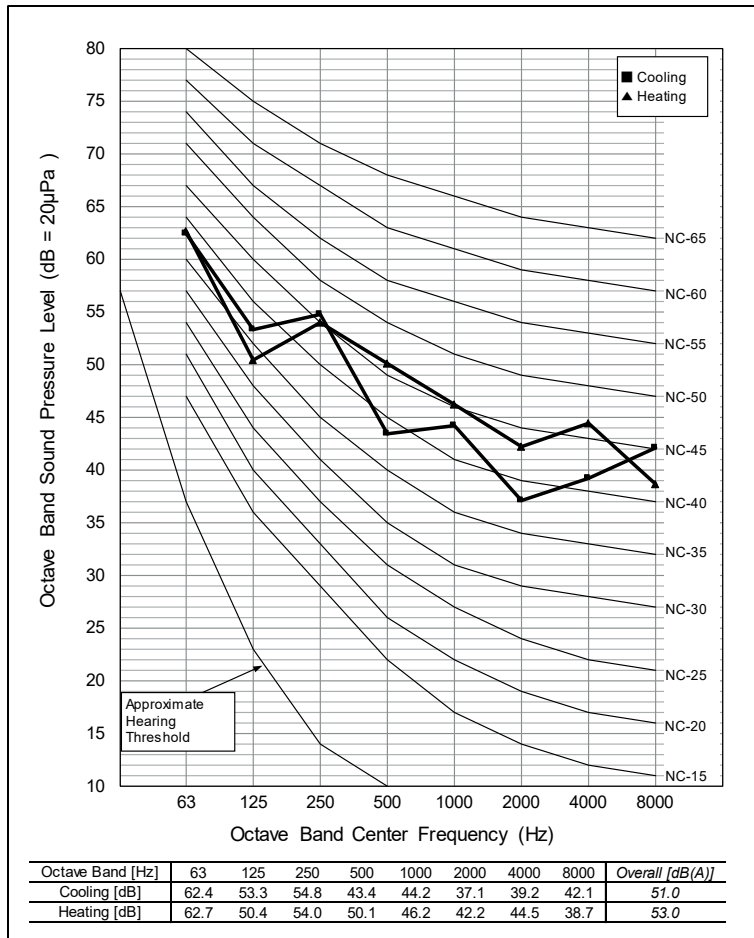
<Measurement Scene>



※ External Appearance of unit could be different by each model.

10. Sound Levels

CRWM220LAS5

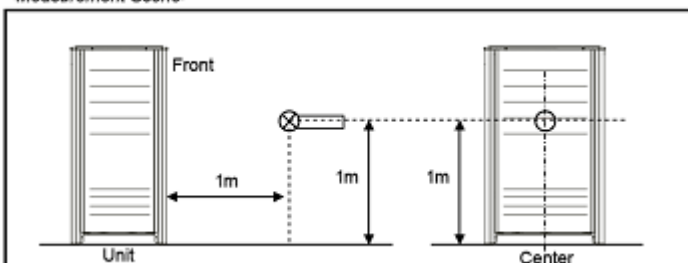


Sound level [dB(A), @ Standard condition]	
Cooling / Heating	51.0 / 53.0

Note

- Data is valid at diffuse field condition.
- Data is valid at nominal operating condition.
- Reference acoustic pressure 0dB = 20µPa.
- Sound pressure level is measured on the rated condition in the anechoic rooms by ISO 3745 standard. Refer to the model specifications for nominal conditions. (Power source and Ambient temperature, etc)
- Sound levels can be increased in accordance with installation and operating conditions. (Operating conditions include some functional condition like Static pressure mode, air guide use, Room target temperature setting, etc and these functions are different in accordance with each model.)
- Sound level will vary depending on a range of factors such as the construction(acoustic absorption coefficient) of particular room in which the equipment is installed.

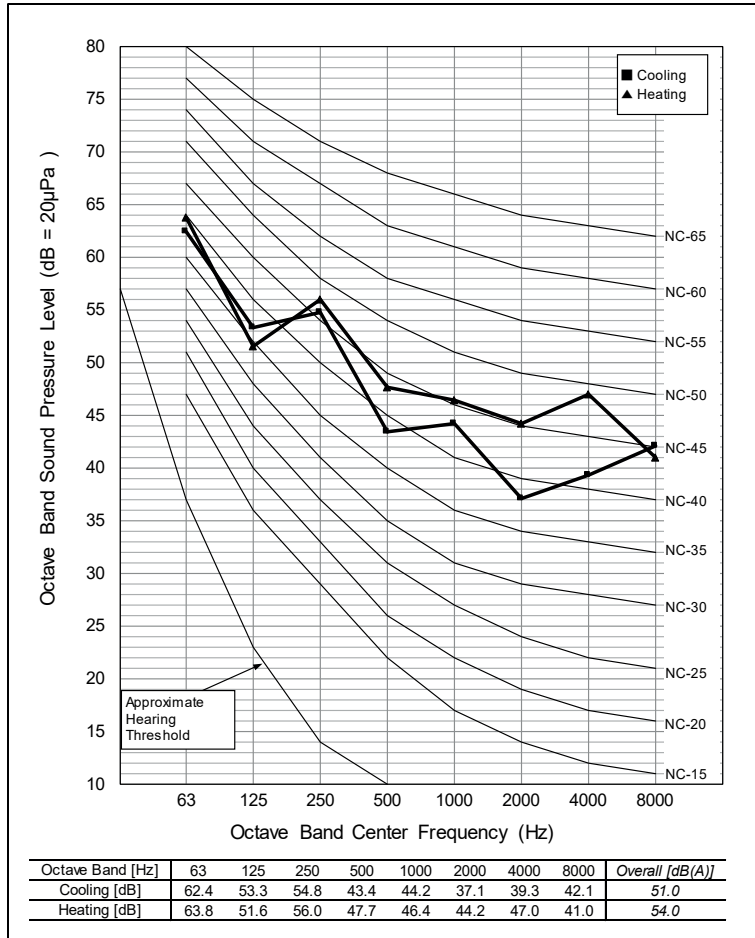
<Measurement Scene>



※ External Appearance of unit could be different by each model.

10. Sound Levels

CRWM240LAS5

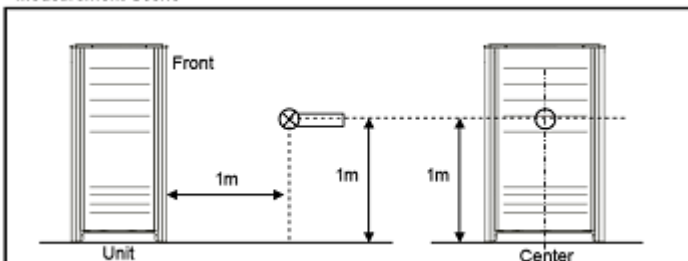


Sound level [dB(A), @ Standard condition]	
Cooling / Heating	51.0 / 54.0

Note

- Data is valid at diffuse field condition.
- Data is valid at nominal operating condition.
- Reference acoustic pressure 0dB = 20µPa.
- Sound pressure level is measured on the rated condition in the anechoic rooms by ISO 3745 standard. Refer to the model specifications for nominal conditions. (Power source and Ambient temperature, etc)
- Sound levels can be increased in accordance with installation and operating conditions. (Operating conditions include some functional condition like Static pressure mode, air guide use, Room target temperature setting, etc and these functions are different in accordance with each model.)
- Sound level will vary depending on a range of factors such as the construction(acoustic absorption coefficient) of particular room in which the equipment is installed.

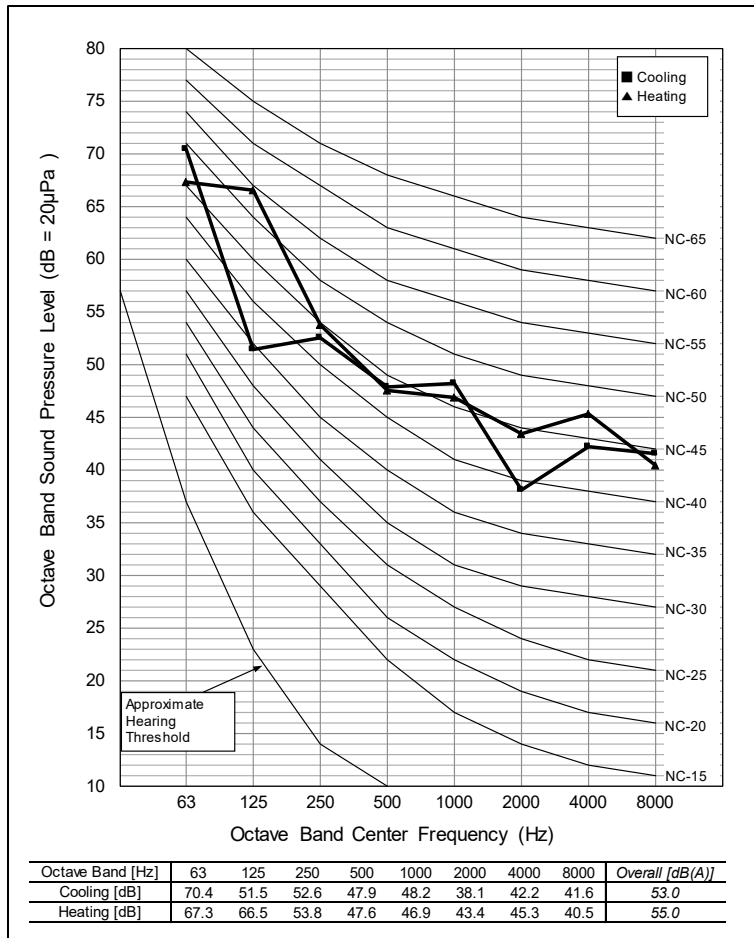
<Measurement Scene>



※ External Appearance of unit could be different by each model.

10. Sound Levels

CRWM260LAS5

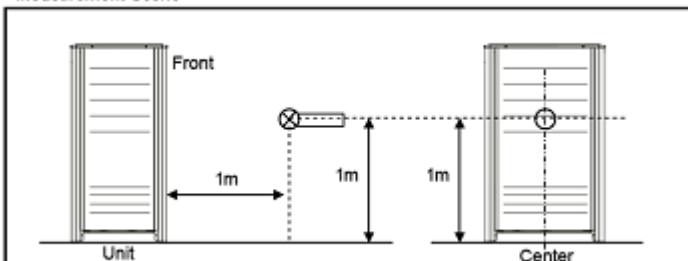


Sound level [dB(A), @ Standard condition]	
Cooling / Heating	53.0 / 55.0

Note

- Data is valid at diffuse field condition.
- Data is valid at nominal operating condition.
- Reference acoustic pressure 0dB = 20µPa.
- Sound pressure level is measured on the rated condition in the anechoic rooms by ISO 3745 standard. Refer to the model specifications for nominal conditions. (Power source and Ambient temperature, etc)
- Sound levels can be increased in accordance with installation and operating conditions. (Operating conditions include some functional condition like Static pressure mode, air guide use, Room target temperature setting, etc and these functions are different in accordance with each model.)
- Sound level will vary depending on a range of factors such as the construction(acoustic absorption coefficient) of particular room in which the equipment is installed.

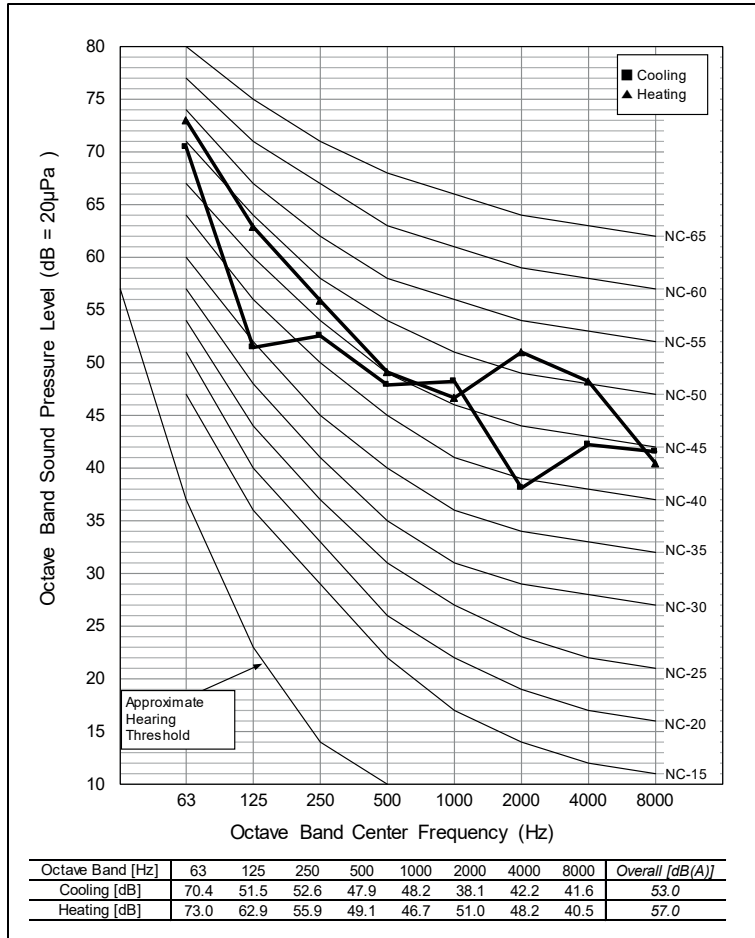
<Measurement Scene>



※ External Appearance of unit could be different by each model.

10. Sound Levels

CRWM280LAS5

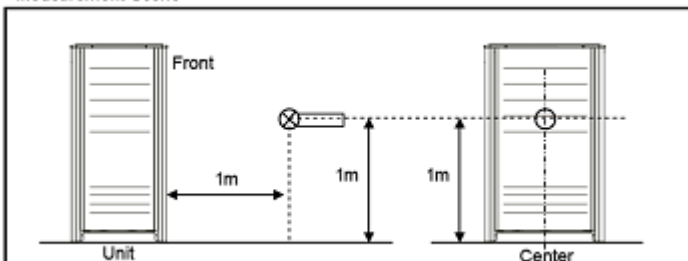


Sound level [dB(A), @ Standard condition]	
Cooling / Heating	53.0 / 57.0

Note

- Data is valid at diffuse field condition.
- Data is valid at nominal operating condition.
- Reference acoustic pressure 0dB = 20µPa.
- Sound pressure level is measured on the rated condition in the anechoic rooms by ISO 3745 standard. Refer to the model specifications for nominal conditions. (Power source and Ambient temperature, etc)
- Sound levels can be increased in accordance with installation and operating conditions. (Operating conditions include some functional condition like Static pressure mode, air guide use, Room target temperature setting, etc and these functions are different in accordance with each model.)
- Sound level will vary depending on a range of factors such as the construction(acoustic absorption coefficient) of particular room in which the equipment is installed.

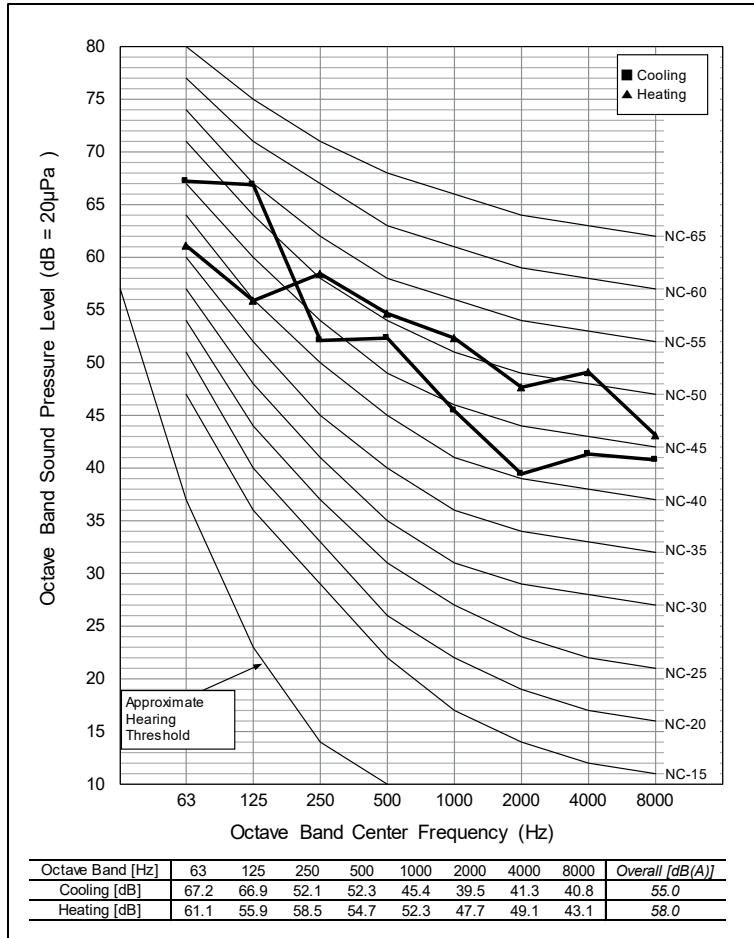
<Measurement Scene>



※ External Appearance of unit could be different by each model.

10. Sound Levels

CRWM300LAS5

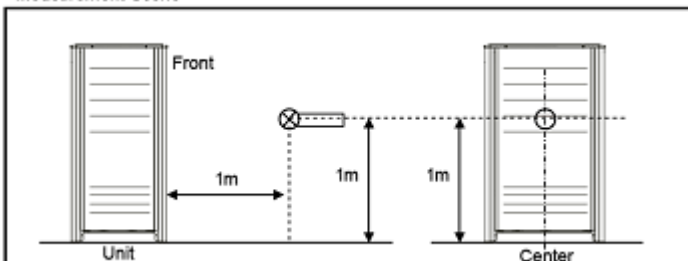


Sound level [dB(A), @ Standard condition]	
Cooling / Heating	55.0 / 58.0

Note

- Data is valid at diffuse field condition.
- Data is valid at nominal operating condition.
- Reference acoustic pressure 0dB = 20µPa.
- Sound pressure level is measured on the rated condition in the anechoic rooms by ISO 3745 standard.
Refer to the model specifications for nominal conditions. (Power source and Ambient temperature, etc)
- Sound levels can be increased in accordance with installation and operating conditions. (Operating conditions include some functional condition like Static pressure mode, air guide use, Room target temperature setting, etc and these functions are different in accordance with each model.)
- Sound level will vary depending on a range of factors such as the construction(acoustic absorption coefficient) of particular room in which the equipment is installed.

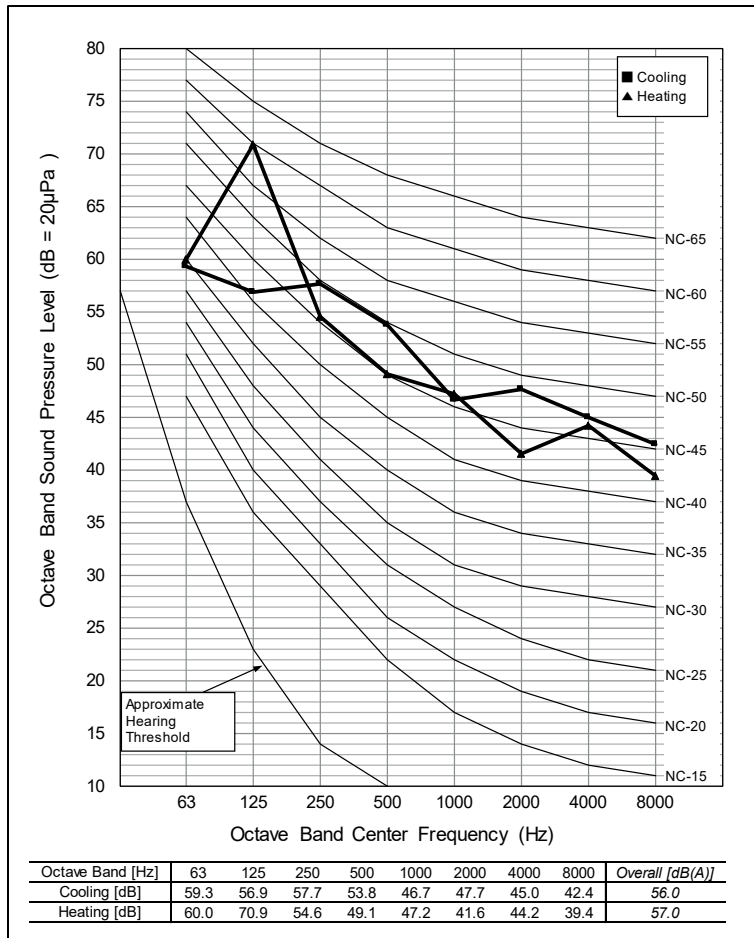
<Measurement Scene>



※ External Appearance of unit could be different by each model.

10. Sound Levels

CRWM320LAS5

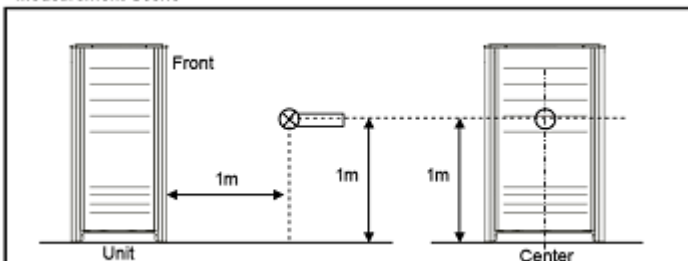


Sound level [dB(A), @ Standard condition]	
Cooling / Heating	56.0 / 57.0

Note

- Data is valid at diffuse field condition.
- Data is valid at nominal operating condition.
- Reference acoustic pressure 0dB = 20µPa.
- Sound pressure level is measured on the rated condition in the anechoic rooms by ISO 3745 standard.
Refer to the model specifications for nominal conditions. (Power source and Ambient temperature, etc)
- Sound levels can be increased in accordance with installation and operating conditions. (Operating conditions include some functional condition like Static pressure mode, air guide use, Room target temperature setting, etc and these functions are different in accordance with each model.)
- Sound level will vary depending on a range of factors such as the construction (acoustic absorption coefficient) of particular room in which the equipment is installed.

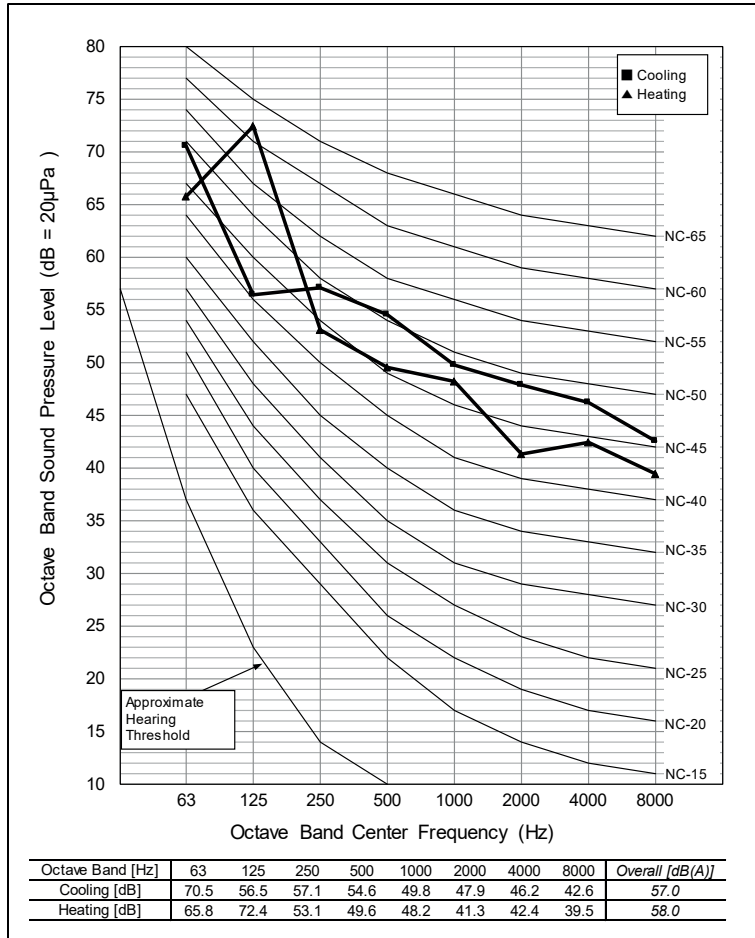
<Measurement Scene>



※ External Appearance of unit could be different by each model.

10. Sound Levels

CRWM340LAS5

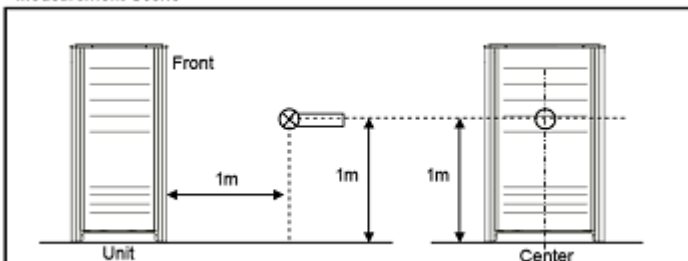


Sound level [dB(A), @ Standard condition]	
Cooling / Heating	57.0 / 58.0

Note

- Data is valid at diffuse field condition.
- Data is valid at nominal operating condition.
- Reference acoustic pressure 0dB = 20µPa.
- Sound pressure level is measured on the rated condition in the anechoic rooms by ISO 3745 standard.
Refer to the model specifications for nominal conditions. (Power source and Ambient temperature, etc)
- Sound levels can be increased in accordance with installation and operating conditions. (Operating conditions include some functional condition like Static pressure mode, air guide use, Room target temperature setting, etc and these functions are different in accordance with each model.)
- Sound level will vary depending on a range of factors such as the construction (acoustic absorption coefficient) of particular room in which the equipment is installed.

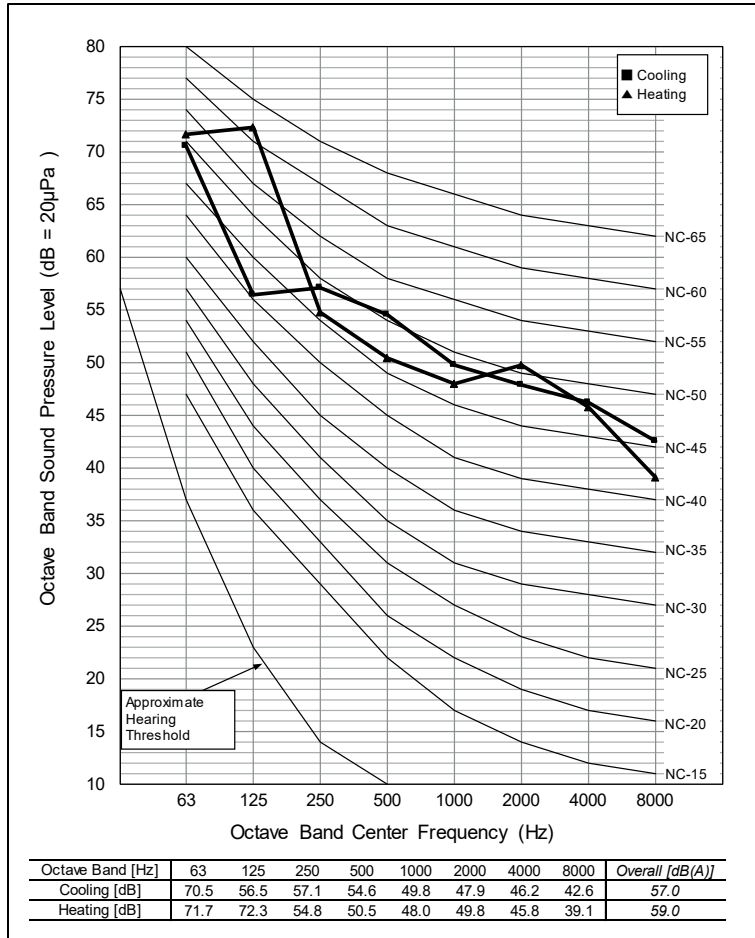
<Measurement Scene>



※ External Appearance of unit could be different by each model.

10. Sound Levels

CRWM360LAS5

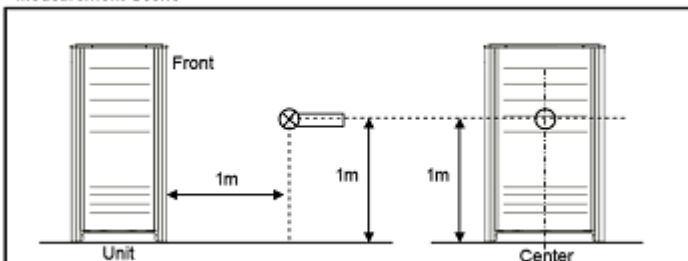


Sound level [dB(A), @ Standard condition]	
Cooling / Heating	57.0 / 59.0

Note

- Data is valid at diffuse field condition.
- Data is valid at nominal operating condition.
- Reference acoustic pressure 0dB = 20µPa.
- Sound pressure level is measured on the rated condition in the anechoic rooms by ISO 3745 standard.
Refer to the model specifications for nominal conditions. (Power source and Ambient temperature, etc)
- Sound levels can be increased in accordance with installation and operating conditions. (Operating conditions include some functional condition like Static pressure mode, air guide use, Room target temperature setting, etc and these functions are different in accordance with each model.)
- Sound level will vary depending on a range of factors such as the construction (acoustic absorption coefficient) of particular room in which the equipment is installed.

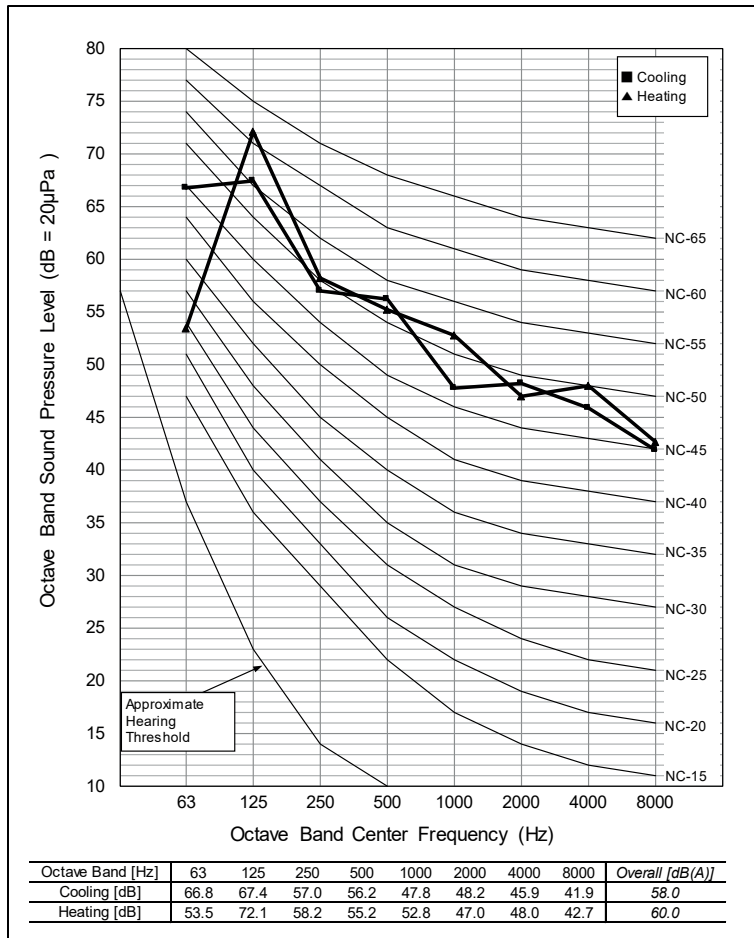
<Measurement Scene>



※ External Appearance of unit could be different by each model.

10. Sound Levels

CRWM380LAS5

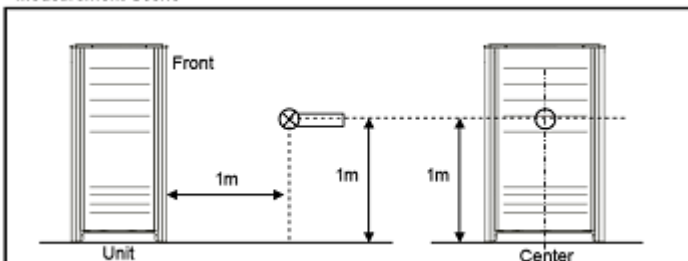


Sound level [dB(A), @ Standard condition]	
Cooling / Heating	58.0 / 60.0

Note

- Data is valid at diffuse field condition.
- Data is valid at nominal operating condition.
- Reference acoustic pressure 0dB = 20µPa.
- Sound pressure level is measured on the rated condition in the anechoic rooms by ISO 3745 standard.
Refer to the model specifications for nominal conditions. (Power source and Ambient temperature, etc)
- Sound levels can be increased in accordance with installation and operating conditions. (Operating conditions include some functional condition like Static pressure mode, air guide use, Room target temperature setting, etc and these functions are different in accordance with each model.)
- Sound level will vary depending on a range of factors such as the construction(acoustic absorption coefficient) of particular room in which the equipment is installed.

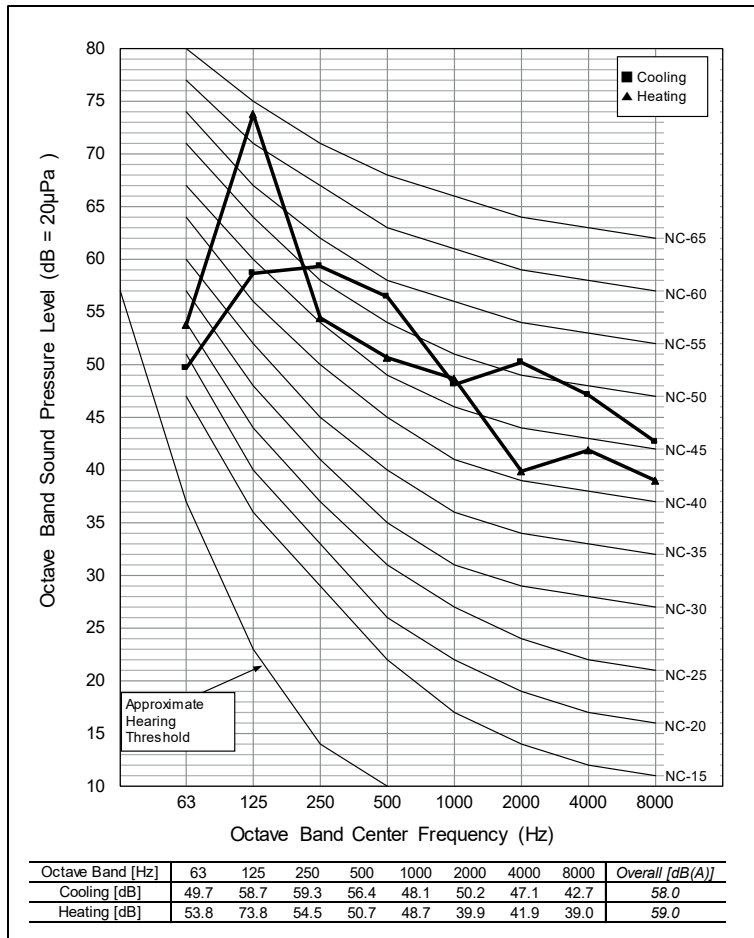
<Measurement Scene>



※ External Appearance of unit could be different by each model.

10. Sound Levels

CRWM400LAS5

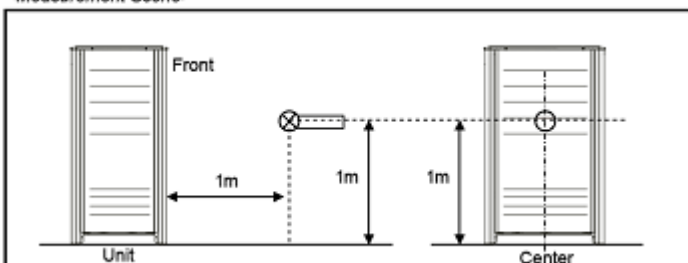


Sound level [dB(A), @ Standard condition]	
Cooling / Heating	58.0 / 59.0

Note

- Data is valid at diffuse field condition.
- Data is valid at nominal operating condition.
- Reference acoustic pressure 0dB = 20µPa.
- Sound pressure level is measured on the rated condition in the anechoic rooms by ISO 3745 standard. Refer to the model specifications for nominal conditions. (Power source and Ambient temperature, etc)
- Sound levels can be increased in accordance with installation and operating conditions. (Operating conditions include some functional condition like Static pressure mode, air guide use, Room target temperature setting, etc and these functions are different in accordance with each model.)
- Sound level will vary depending on a range of factors such as the construction (acoustic absorption coefficient) of particular room in which the equipment is installed.

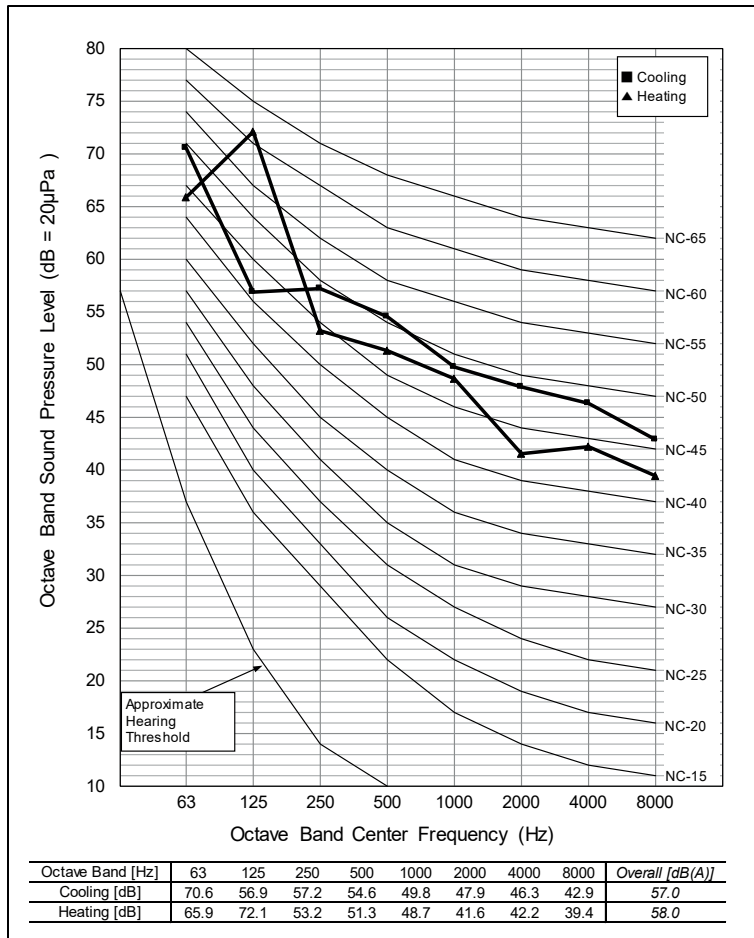
<Measurement Scene>



※ External Appearance of unit could be different by each model.

10. Sound Levels

CRWM420LAS5

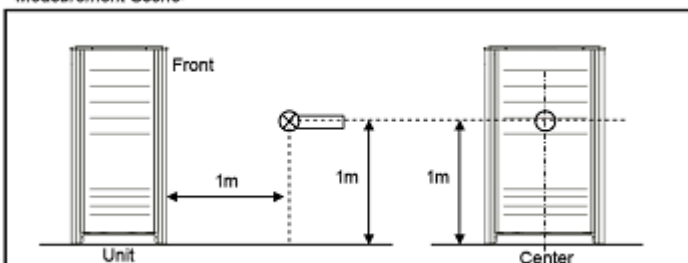


Sound level [dB(A), @ Standard condition]	
Cooling / Heating	57.0 / 58.0

Note

- Data is valid at diffuse field condition.
- Data is valid at nominal operating condition.
- Reference acoustic pressure 0dB = 20µPa.
- Sound pressure level is measured on the rated condition in the anechoic rooms by ISO 3745 standard.
Refer to the model specifications for nominal conditions. (Power source and Ambient temperature, etc)
- Sound levels can be increased in accordance with installation and operating conditions. (Operating conditions include some functional condition like Static pressure mode, air guide use, Room target temperature setting, etc and these functions are different in accordance with each model.)
- Sound level will vary depending on a range of factors such as the construction (acoustic absorption coefficient) of particular room in which the equipment is installed.

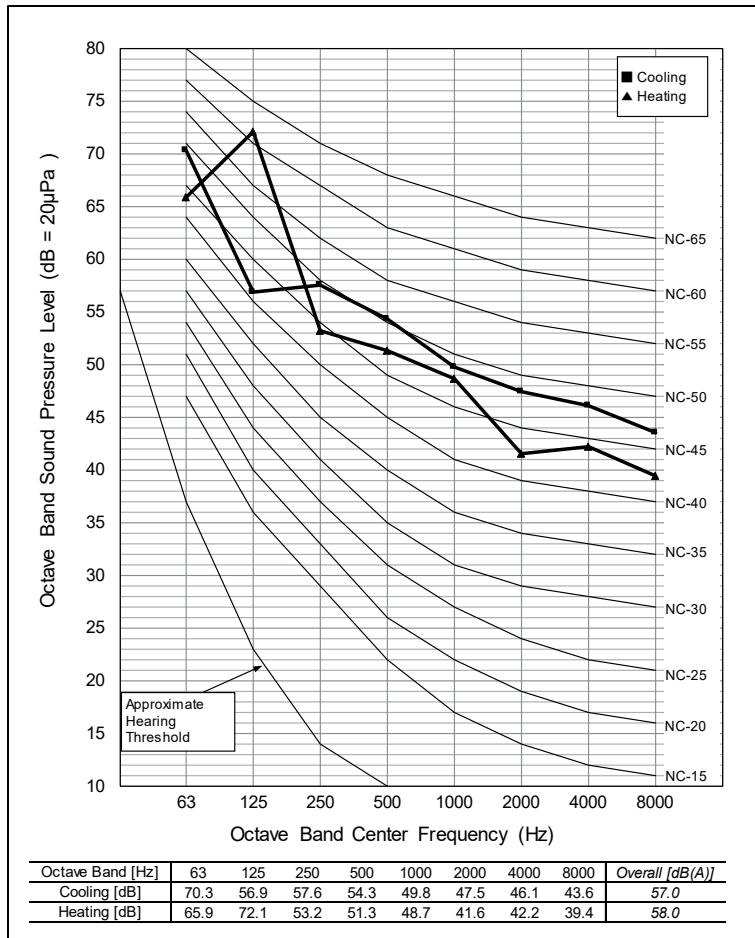
<Measurement Scene>



※ External Appearance of unit could be different by each model.

10. Sound Levels

CRWM440LAS5

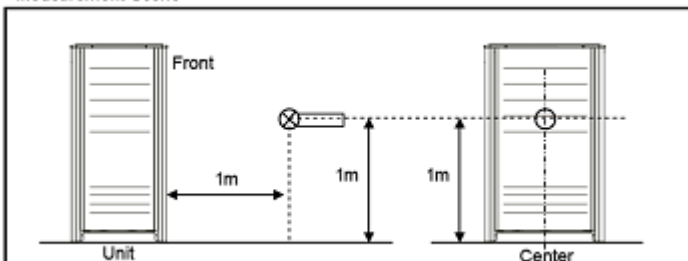


Sound level [dB(A), @ Standard condition]	
Cooling / Heating	57.0 / 58.0

Note

- Data is valid at diffuse field condition.
- Data is valid at nominal operating condition.
- Reference acoustic pressure 0dB = 20µPa.
- Sound pressure level is measured on the rated condition in the anechoic rooms by ISO 3745 standard. Refer to the model specifications for nominal conditions. (Power source and Ambient temperature, etc)
- Sound levels can be increased in accordance with installation and operating conditions. (Operating conditions include some functional condition like Static pressure mode, air guide use, Room target temperature setting, etc and these functions are different in accordance with each model.)
- Sound level will vary depending on a range of factors such as the construction(acoustic absorption coefficient) of particular room in which the equipment is installed.

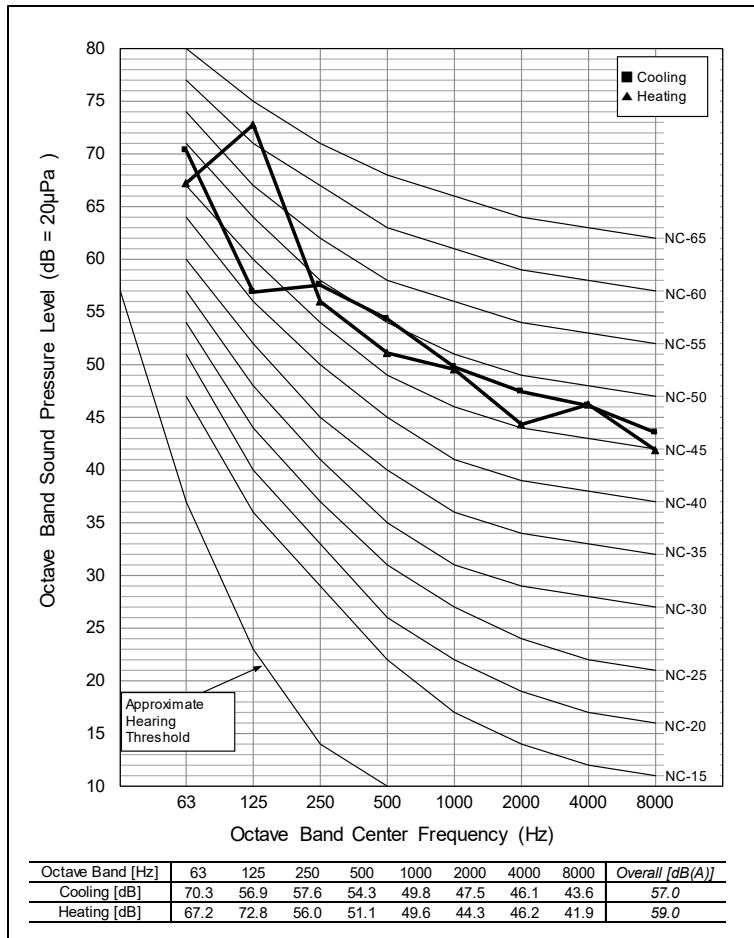
<Measurement Scene>



※ External Appearance of unit could be different by each model.

10. Sound Levels

CRWM460LAS5

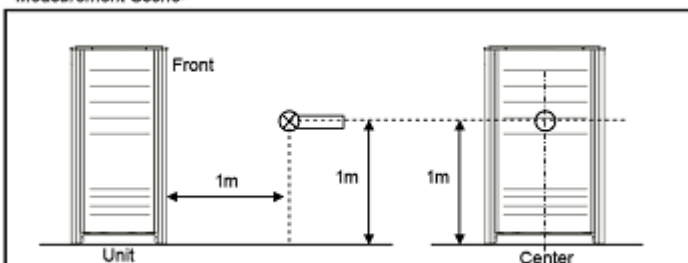


Sound level [dB(A), @ Standard condition]	
Cooling / Heating	57.0 / 59.0

Note

- Data is valid at diffuse field condition.
- Data is valid at nominal operating condition.
- Reference acoustic pressure 0dB = 20µPa.
- Sound pressure level is measured on the rated condition in the anechoic rooms by ISO 3745 standard. Refer to the model specifications for nominal conditions. (Power source and Ambient temperature, etc)
- Sound levels can be increased in accordance with installation and operating conditions. (Operating conditions include some functional condition like Static pressure mode, air guide use, Room target temperature setting, etc and these functions are different in accordance with each model.)
- Sound level will vary depending on a range of factors such as the construction (acoustic absorption coefficient) of particular room in which the equipment is installed.

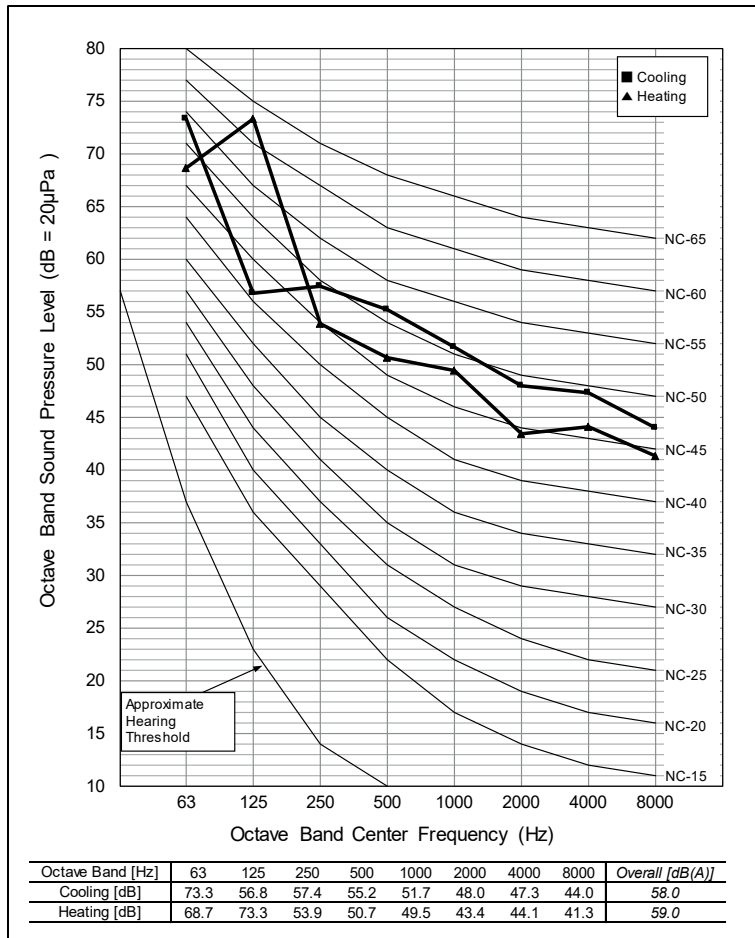
<Measurement Scene>



※ External Appearance of unit could be different by each model.

10. Sound Levels

CRWM480LAS5

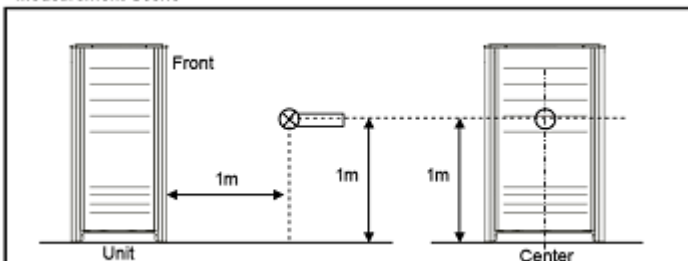


Sound level [dB(A), @ Standard condition]	
Cooling / Heating	58.0 / 59.0

Note

- Data is valid at diffuse field condition.
- Data is valid at nominal operating condition.
- Reference acoustic pressure 0dB = 20µPa.
- Sound pressure level is measured on the rated condition in the anechoic rooms by ISO 3745 standard. Refer to the model specifications for nominal conditions. (Power source and Ambient temperature, etc)
- Sound levels can be increased in accordance with installation and operating conditions. (Operating conditions include some functional condition like Static pressure mode, air guide use, Room target temperature setting, etc and these functions are different in accordance with each model.)
- Sound level will vary depending on a range of factors such as the construction(acoustic absorption coefficient) of particular room in which the equipment is installed.

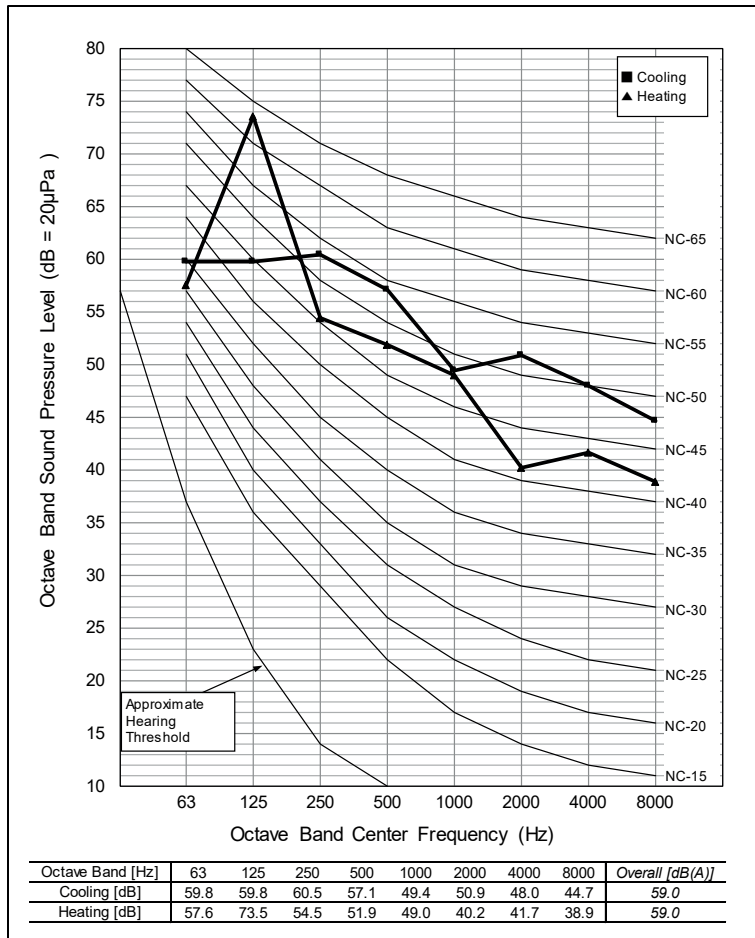
<Measurement Scene>



※ External Appearance of unit could be different by each model.

10. Sound Levels

CRWM500LAS5

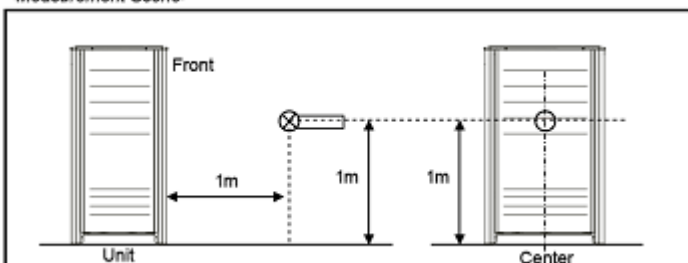


Sound level [dB(A), @ Standard condition]	
Cooling / Heating	59.0 / 59.0

Note

- Data is valid at diffuse field condition.
- Data is valid at nominal operating condition.
- Reference acoustic pressure 0dB = 20µPa.
- Sound pressure level is measured on the rated condition in the anechoic rooms by ISO 3745 standard. Refer to the model specifications for nominal conditions. (Power source and Ambient temperature, etc)
- Sound levels can be increased in accordance with installation and operating conditions. (Operating conditions include some functional condition like Static pressure mode, air guide use, Room target temperature setting, etc and these functions are different in accordance with each model.)
- Sound level will vary depending on a range of factors such as the construction (acoustic absorption coefficient) of particular room in which the equipment is installed.

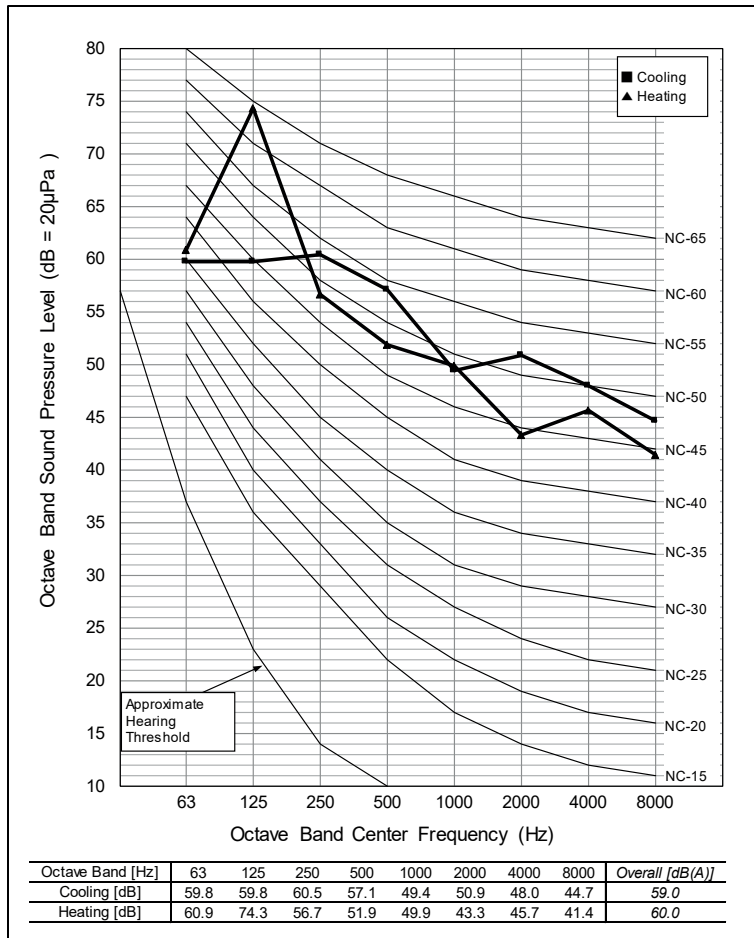
<Measurement Scene>



※ External Appearance of unit could be different by each model.

10. Sound Levels

CRWM520LAS5

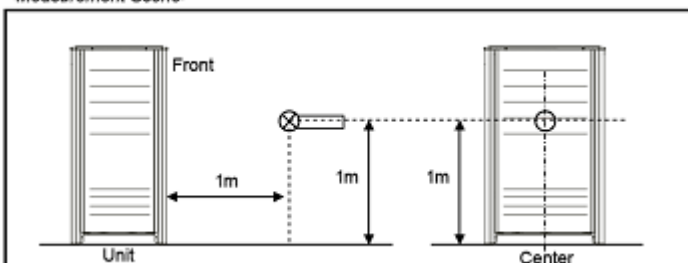


Sound level [dB(A), @ Standard condition]	
Cooling / Heating	59.0 / 60.0

Note

- Data is valid at diffuse field condition.
- Data is valid at nominal operating condition.
- Reference acoustic pressure 0dB = 20µPa.
- Sound pressure level is measured on the rated condition in the anechoic rooms by ISO 3745 standard. Refer to the model specifications for nominal conditions. (Power source and Ambient temperature, etc)
- Sound levels can be increased in accordance with installation and operating conditions. (Operating conditions include some functional condition like Static pressure mode, air guide use, Room target temperature setting, etc and these functions are different in accordance with each model.)
- Sound level will vary depending on a range of factors such as the construction (acoustic absorption coefficient) of particular room in which the equipment is installed.

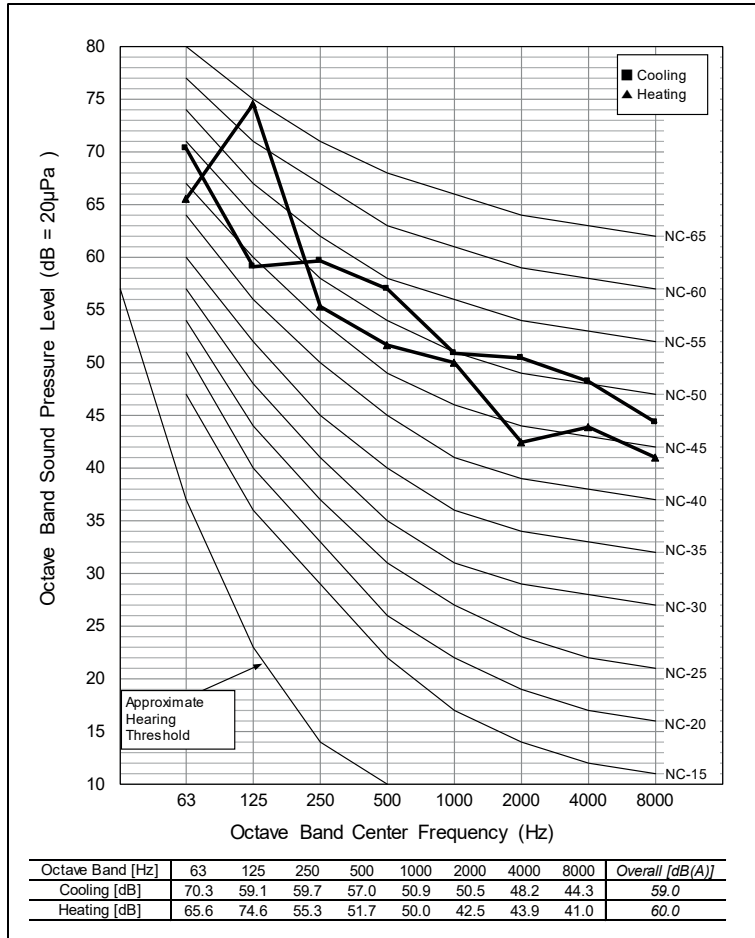
<Measurement Scene>



※ External Appearance of unit could be different by each model.

10. Sound Levels

CRWM540LAS5

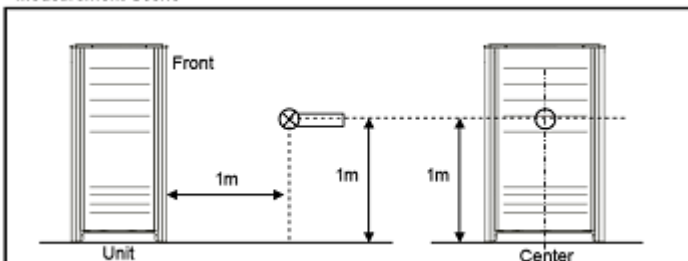


Sound level [dB(A), @ Standard condition]	
Cooling / Heating	59.0 / 60.0

Note

- Data is valid at diffuse field condition.
- Data is valid at nominal operating condition.
- Reference acoustic pressure 0dB = 20µPa.
- Sound pressure level is measured on the rated condition in the anechoic rooms by ISO 3745 standard.
Refer to the model specifications for nominal conditions. (Power source and Ambient temperature, etc)
- Sound levels can be increased in accordance with installation and operating conditions. (Operating conditions include some functional condition like Static pressure mode, air guide use, Room target temperature setting, etc and these functions are different in accordance with each model.)
- Sound level will vary depending on a range of factors such as the construction (acoustic absorption coefficient) of particular room in which the equipment is installed.

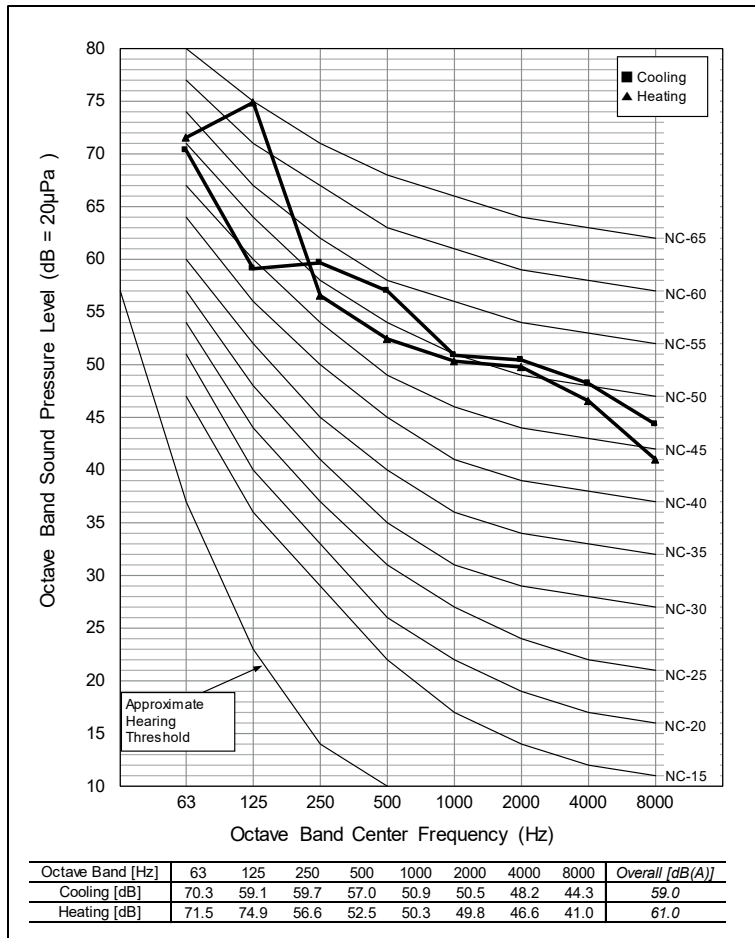
<Measurement Scene>



※ External Appearance of unit could be different by each model.

10. Sound Levels

CRWM560LAS5

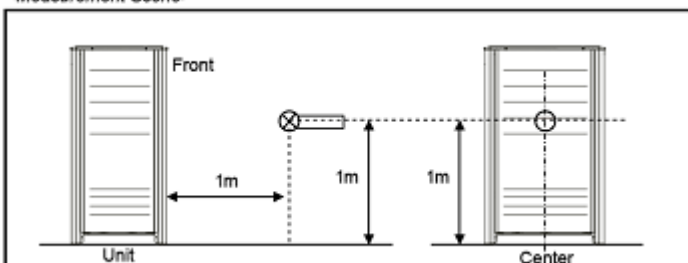


Sound level [dB(A), @ Standard condition]	
Cooling / Heating	59.0 / 61.0

Note

- Data is valid at diffuse field condition.
- Data is valid at nominal operating condition.
- Reference acoustic pressure 0dB = 20µPa.
- Sound pressure level is measured on the rated condition in the anechoic rooms by ISO 3745 standard.
Refer to the model specifications for nominal conditions. (Power source and Ambient temperature, etc)
- Sound levels can be increased in accordance with installation and operating conditions. (Operating conditions include some functional condition like Static pressure mode, air guide use, Room target temperature setting, etc and these functions are different in accordance with each model.)
- Sound level will vary depending on a range of factors such as the construction (acoustic absorption coefficient) of particular room in which the equipment is installed.

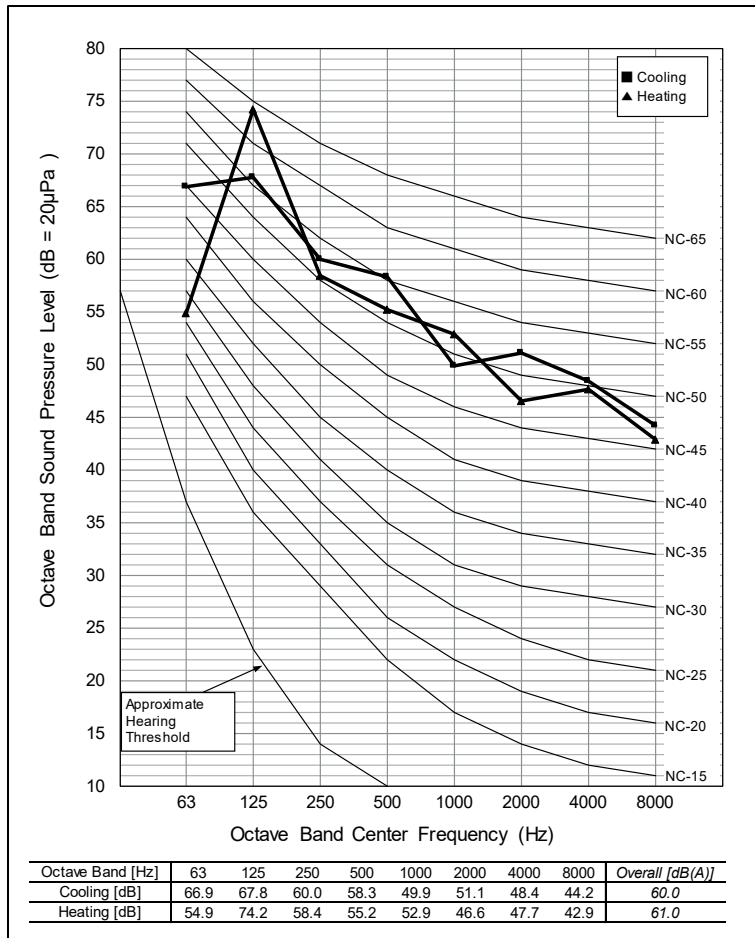
<Measurement Scene>



※ External Appearance of unit could be different by each model.

10. Sound Levels

CRWM580LAS5

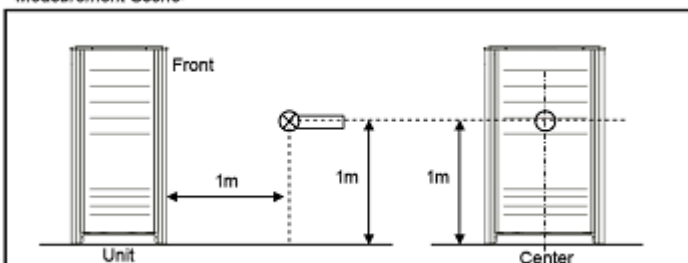


Sound level [dB(A), @ Standard condition]	
Cooling / Heating	60.0 / 61.0

Note

- Data is valid at diffuse field condition.
- Data is valid at nominal operating condition.
- Reference acoustic pressure 0dB = 20µPa.
- Sound pressure level is measured on the rated condition in the anechoic rooms by ISO 3745 standard. Refer to the model specifications for nominal conditions. (Power source and Ambient temperature, etc)
- Sound levels can be increased in accordance with installation and operating conditions. (Operating conditions include some functional condition like Static pressure mode, air guide use, Room target temperature setting, etc and these functions are different in accordance with each model.)
- Sound level will vary depending on a range of factors such as the construction (acoustic absorption coefficient) of particular room in which the equipment is installed.

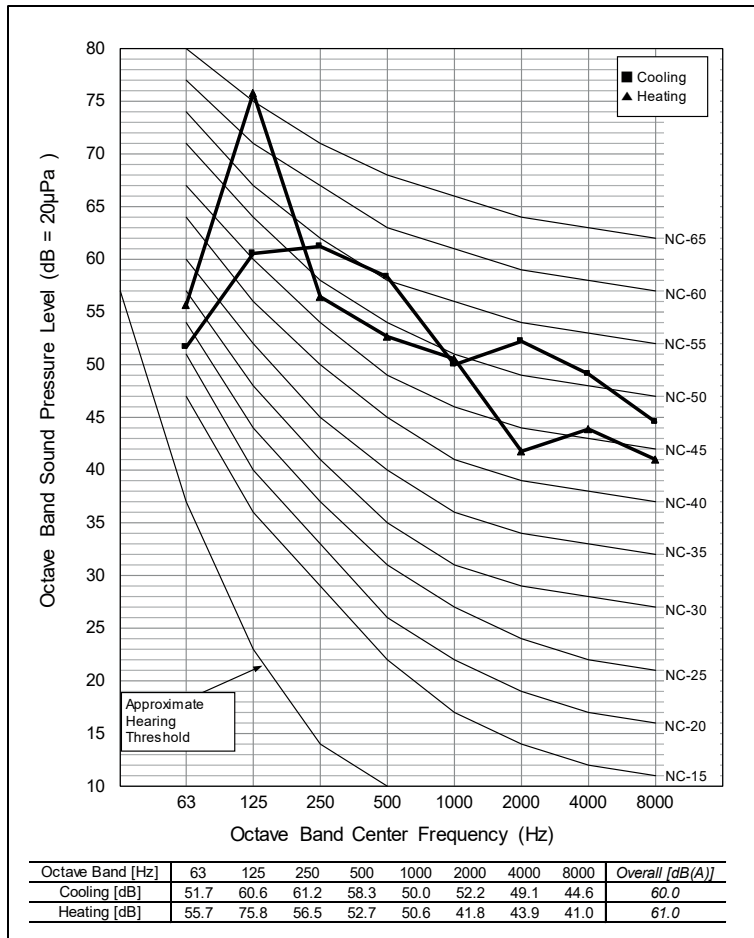
<Measurement Scene>



※ External Appearance of unit could be different by each model.

10. Sound Levels

CRWM600LAS5

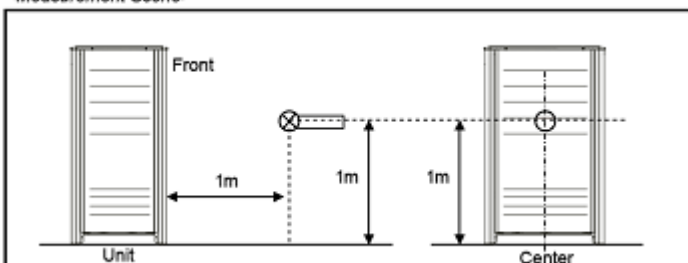


Sound level [dB(A), @ Standard condition]	
Cooling / Heating	60.0 / 61.0

Note

- Data is valid at diffuse field condition.
- Data is valid at nominal operating condition.
- Reference acoustic pressure 0dB = 20µPa.
- Sound pressure level is measured on the rated condition in the anechoic rooms by ISO 3745 standard. Refer to the model specifications for nominal conditions. (Power source and Ambient temperature, etc)
- Sound levels can be increased in accordance with installation and operating conditions. (Operating conditions include some functional condition like Static pressure mode, air guide use, Room target temperature setting, etc and these functions are different in accordance with each model.)
- Sound level will vary depending on a range of factors such as the construction(acoustic absorption coefficient) of particular room in which the equipment is installed.

<Measurement Scene>

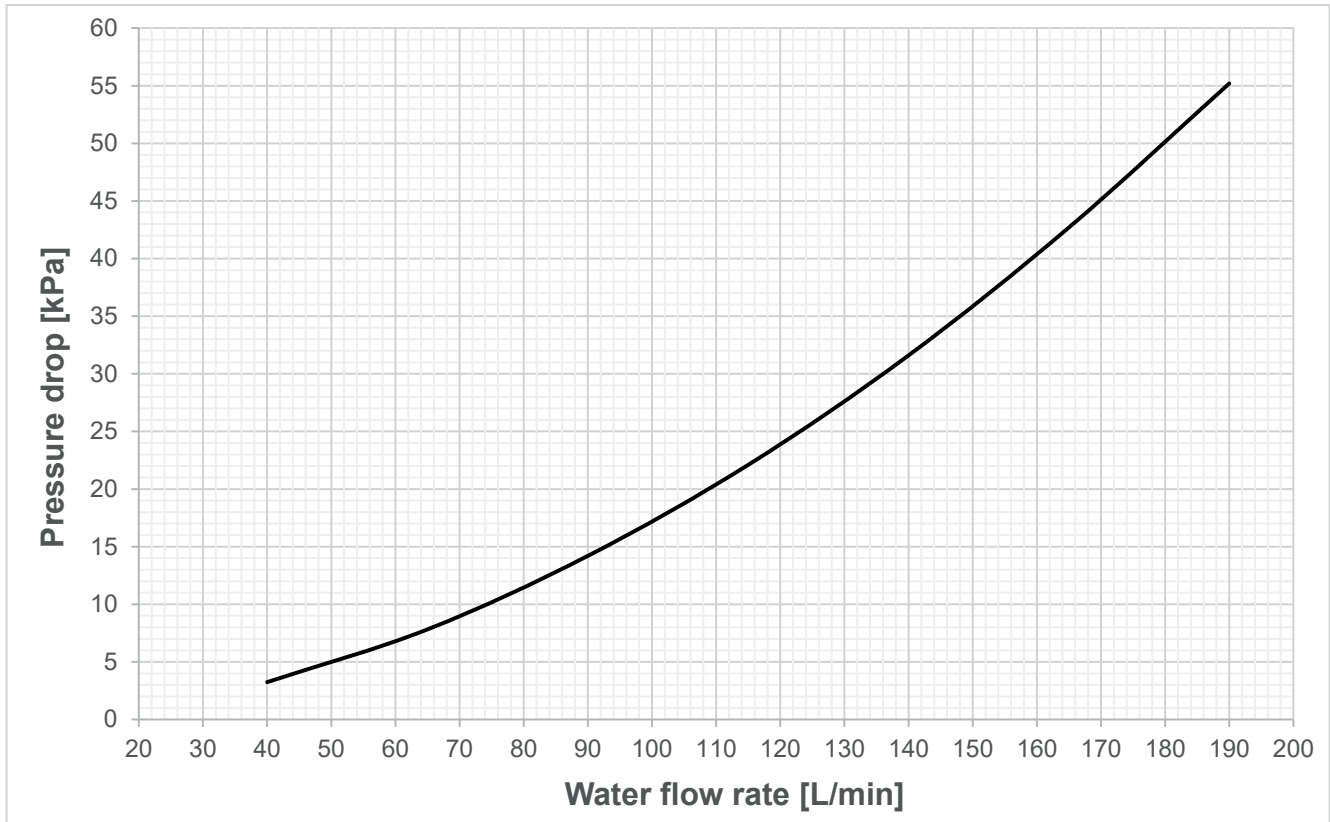


※ External Appearance of unit could be different by each model.

11. Hydraulic Performance

11.1 Graph

CRWM080LAS5, CRWM100LAS5, CRWM120LAS5, CRWM140LAS5, CRWM160LAS5

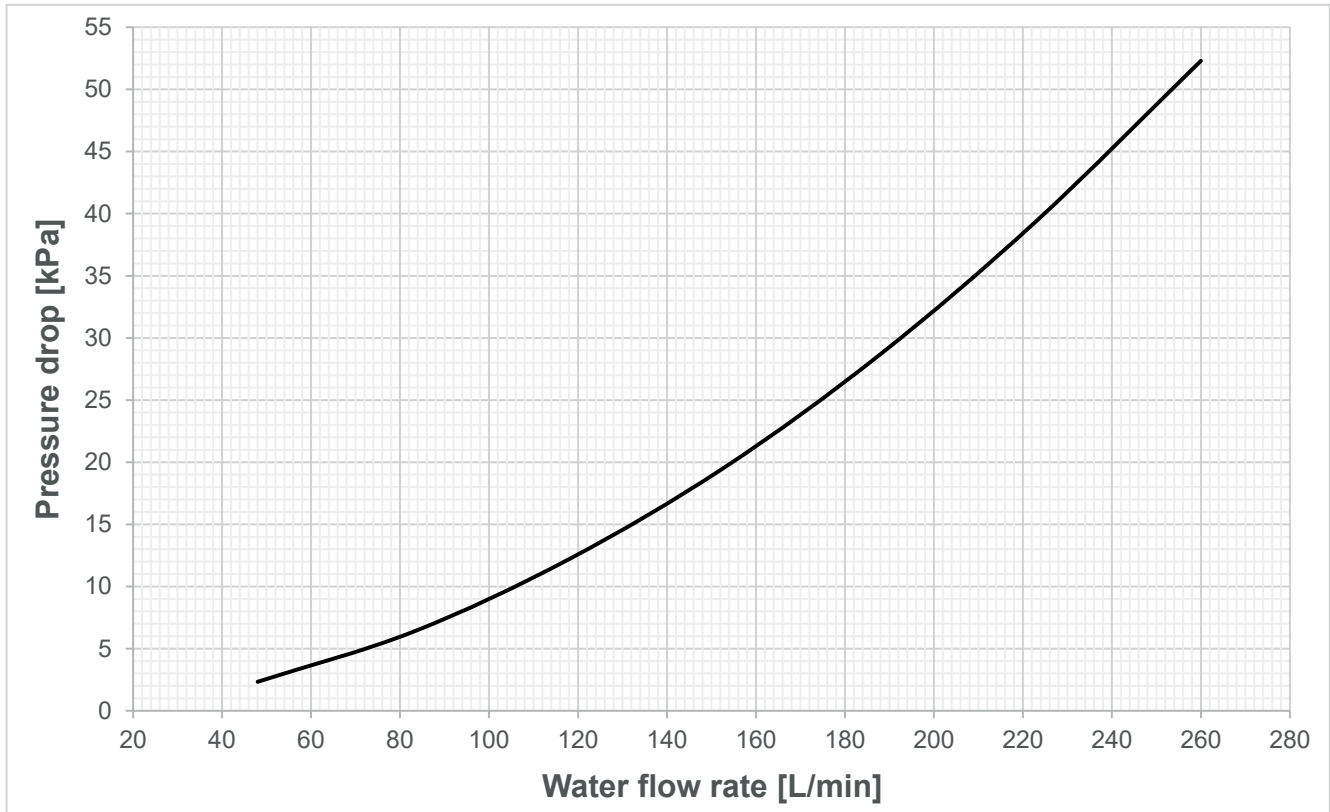


Note

- According to model/capacity, usable water flow range is differ. Refer to the 'Specifications'.

11. Hydraulic Performance

CRWM180LAS5, CRWM200LAS5



Note

- According to model/capacity, usable water flow range is differ. Refer to the 'Specifications'.

Installation

Installation of Outside Unit

1. Information for Refrigerant

1.1 Alternative Refrigerant

The type of refrigerant applied depends on the outdoor unit cycle configuration. Ensure the refrigerant type in the specification of the indoor unit and outdoor unit to be installed.

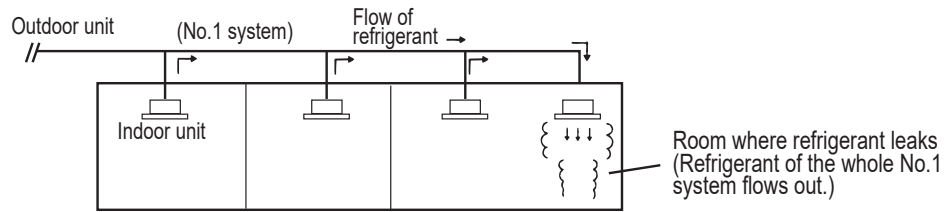
■ Alternative Refrigerant _ R410A

- The refrigerant R410A has the property of higher operating pressure in comparison with R22. Therefore, all materials have the characteristics of higher resisting pressure than ones of R22 and this characteristic should also be considered during the installation.
- The wall thickness of the piping should comply with the relevant local and national regulations for the designed pressure. (R410A 3.8MPa)
- For high-pressure refrigerant, any unapproved pipe must not be used.
- Do not heat pipes more than necessary to prevent them from softening.
- Do not place the refrigerant container under the direct rays of the sun to prevent it from exploding.
- R410A is an azeotrope of R32 and R125 mixed at 50:50, so the ozone depletion potential(ODP) of R410A is 0.
- Since R410A is a mixed refrigerant, the required additional refrigerant must be charged in its liquid state.
If the refrigerant is charged in its gaseous state, its composition changes and the system will not work properly.
- Be careful not to install wrongly to minimize economic loss because it is expensive in comparison with R22.

1. Information for Refrigerant

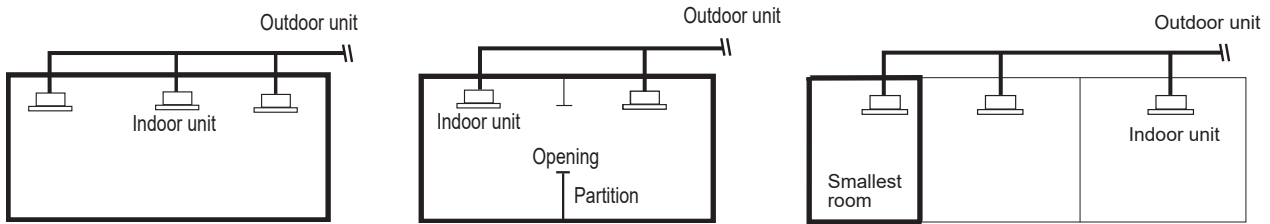
1.2 Caution For Refrigerant Leaks

< Needs to Calculation of Refrigeran concentration >



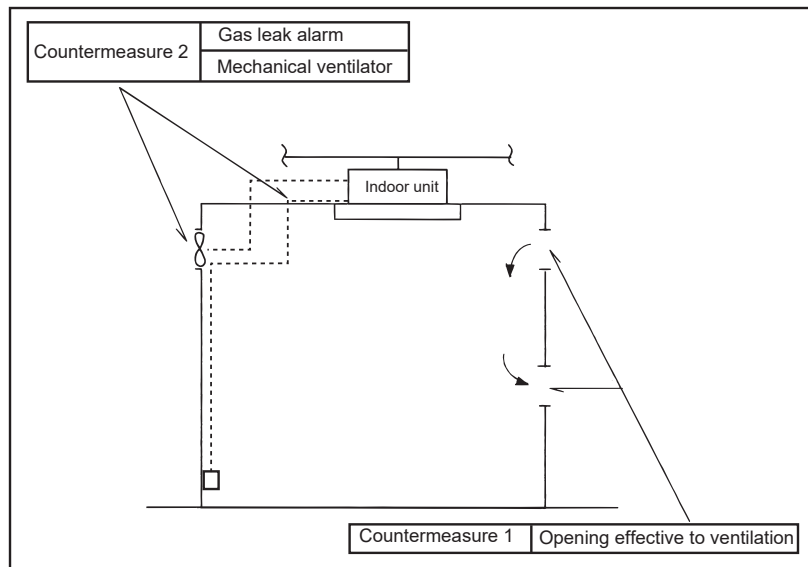
< Calculation of Room Space >

: Range ov Room space



In the case of opening without door, or openings both above and below door which is more than 0.15 % to floor space)

< Countermeasure when concentration is exceed >



The installer and system specialist shall secure safety against leakage according to local regulations or standards. The following standards may be applicable if local regulations are not available.

■ Concentration limit : 0.44 kg/m³ (for R410A)

Concentration limit (Freon gas weight per unit air volume, kg/m³) is the limit of Freon gas concentration where immediate measures can be taken without hurting human body when refrigerant leaks in the air.

■ Calculate refrigerant concentration

Check concentration limit along following steps and take appropriate measure depending on the situation.

(1) Calculate total amount of refrigerant per each system (A, kg)

Total amount of refrigerant in the system (A, kg)

= Amount of pre-charged refrigerant per single system(B, kg) + Amount of additional replenished refrigerant(C, kg)

(B : Amount of replenished refrigerant at factory shipment)

(C : Amount of additionally replenished refrigerant depending on piping length or piping diameter by customer)

1. Information for Refrigerant

※ In case one refrigerant facility is divided into 2 or more refrigerant systems and each system is independent, amount of replenished refrigerant of each system shall be adopted.

(2) Calculate the volume of the room where indoor unit is installed as single room or the smallest room. (D, m³)

In case of room with partition and without opening which serve as passage of air to adjoining room, calculate the room space only.

- In case of room with partition but opened which serve passage of air to adjoining room, calculate the room space include space of adjoining room. (In the case of opening without door, or openings both above and below door which is more than space 0.15 % to floor space)

(3) Calculate refrigerant concentration.

Refrigerant concentration

= Total amount of refrigerant system (A, kg) ÷ Volume of smallest room where indoor unit is installed (D, m³)

[Refrigerant concentration ≤ Maximum concentration (kg/m³, R410A is 0.44)]

In case the result of calculation exceeds the concentration limit, perform the same calculations by shifting to the second smallest, and the third smallest rooms until at last the result is below the concentration limit.

■ In case the concentration exceeds the limit

When the concentration exceeds the limit, change original plan or take one of the counter measure shown below:

- Counter measure 1

Provide opening 0.15% or more size of opening to floor space both above and below door for ventilation, or provide opening without door.

- Counter measure 2

Provide gas leak alarm linked with mechanical ventilator.

- Counter measure 3

Reducing the system's refrigerant quantity by deviding into smaller separate system.

< ! > CAUTIONS

Pay a special attention to the place, such as a basement, etc. where refrigerant can stay, since refrigerant is heavier than air.

2. Selection of the best Location

2.1 Best Location

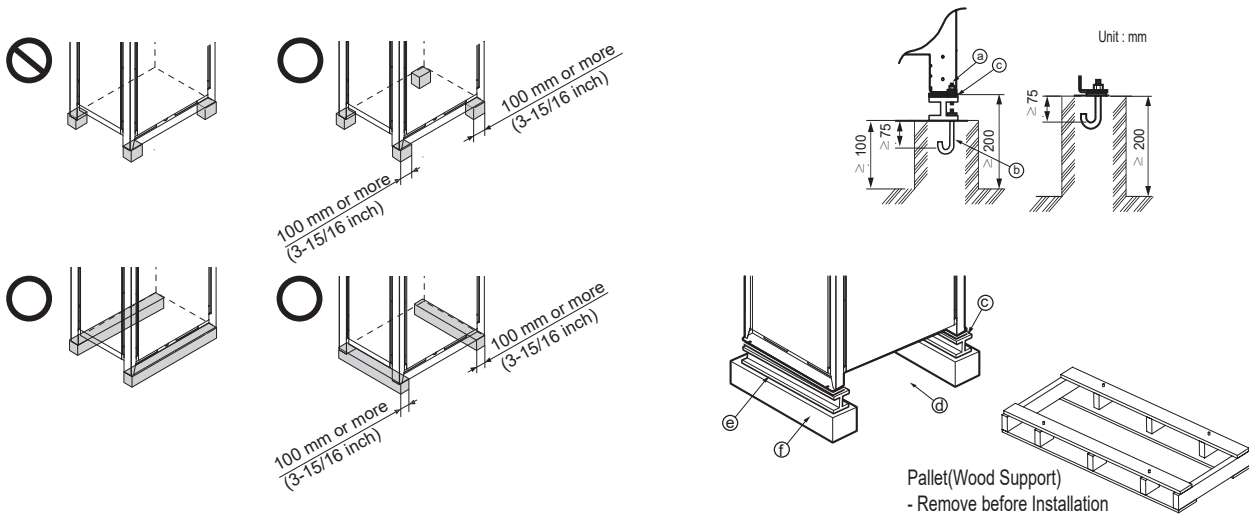
Select space for installation outside unit, which will meet the following conditions.

- Place with strength which bears weight of unit
- Place with space for air passage and service work
 - Don't install the unit at the space where generation, inflow, stagnation, and leak of combustible gas is expected.
- Avoid unit installation in a place where acidic solution and spray (sulfur) are often used.
- Location with no leakage of combustible gas
- Recommend the outside unit to be installed within 0~40°C.
- Location with installation or service work space.
- Do not use the outside unit under any special environment where oil, steam and sulfuric gas exist.
- Install in a separate machine room not exposed to external air
 - Establish an anti-freeze plan for the water supply when the product is stopped during the winter.
 - Install the product so that the noise from the machine room is not transferred outdoors
- The floor of the machine room must be water proof.
- Drainage must be installed in the machine room to process the water drainage.
- Install a floor slope to make the drainage smooth.
- Avoid installing the outside unit in the location with following conditions.
- Location where corrosive gas such as acidic gas is generated.
(It may cause the refrigerant leakage by corrosion of the pipe.)
- Location where electromagnetic waves happen. (It may cause the abnormal operation by control parts disorder.)
- Location to be able to leak the combustible gas
- Location with carbon fiber or combustible dust.
- Location with the combustible material like thinner or gasoline. (It may cause a fire by leaking the gas near the product.)

< ! > CAUTIONS

- Do not install Multi V water outside. Always install ventilated indoors.
- Inverter product may generate electric noise. Keep the body from computer, stereo etc. at enough distance.
Specially leave space from indoor remote controller to shoes electric devices at the above 3m in weak electric wave area.
Insert the power cable and other wire into separate conduit.

3. Foundation for Installation

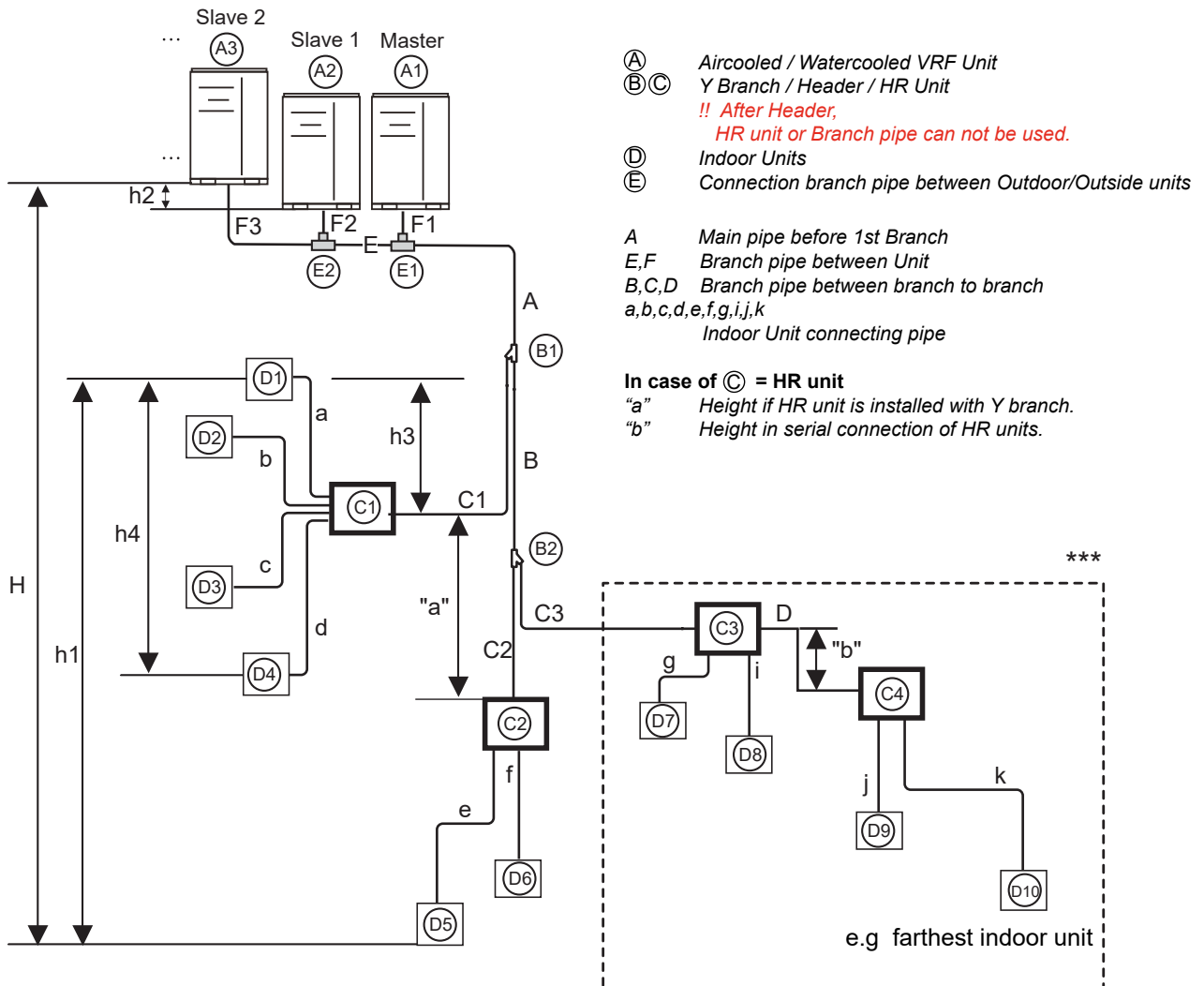


- Install where it can sufficiently support the weight of the outdoor unit.
If the support strength is not enough, the outdoor unit may drop and hurt people.
- Install where the outdoor unit may not fall in strong wind or earthquake.
If there is a fault in the supporting conditions, the outdoor unit may fall and hurt people.
- Please take extra cautions on the supporting strength of the ground, water outlet treatment (treatment of the water flowing out of the outdoor unit in operation), and the passages of the pipe and wiring, when making the ground support.
- Do not use tube or pipe for water outlet in the Base pan. Use drainage instead for water outlet.
The tube or pipe may freeze and the water may not be drained.
- Install at places where it can endure the weight and vibration/noise of the outdoor unit.
- The outdoor unit supports at the bottom shall have width of at least 100mm under the unit's legs before being fixed.
- The outdoor unit supports should have minimum height of 200mm.
- Anchor bolts must be inserted at least 75mm.
- Fix the unit tightly with bolts as shown so that unit will not fall down due to earthquake or gust.
 - a. The corner part must be fixed firmly. Otherwise, the support for the installation may be bent.
 - b. Get and use M10 Anchor bolt.
 - c. Noise and vibration may occur from the floor or wall since vibration is transferred through the installation part depending on installation status. Thus, use anti-vibration materials (cushion pad) fully.
(The base pad shall be more than 200mm)
 - d. Space for pipes and wiring (Pipes and wiring for bottom side)
 - e. Use the H-beam support as a base support
 - f. Concrete support
- Be sure to remove the Pallet (Wood Support) of the bottom of the outdoor unit before fixing the bolt or welding.
It may cause the unstable state of the outdoor settlement, and may cause freezing of the heat exchanger resulting in abnormal operations, hazard of fire during welding.

4. Refrigerant Piping System

4.1 System diagram

Example : 10 Indoor Units connected



- It is recommended that difference in length of the pipes connected to the indoor units (a~k) is minimized. The large difference in pipe lengths, the more different performance between indoor units.
- *** Serial connection of HR units : Capacity sum of indoor units ≤ 230 kbtu/hr
If the large capacity indoor units (Over 5 HP; using overØ15.88/Ø9.52) are installed, it should be used the Valve Group setting.
- HR unit is for Heat Recovery System only.

4. Refrigerant Piping System

4.2 Refrigerant piping system design

Limit of Piping Length and difference in height

L	Overall Piping Length (A+B+C1+C2+C3+D+a+b+c+d+e+f+g+i+j+k)	300m (500m ^{**})
L1	Longest pipe length (A+B+C3+D+K) : between outside Unit and the farthest indoor unit	150m (200m ^{**})
	Longest pipe Equivalent length* between outside Unit and the farthest indoor unit	175m (225m ^{**})
L2	First outside branch ~ the farthest indoor unit (B+C3+D+k)	40m (90m ^{**})
L3	Length from each indoor unit to the closest HR Unit / Header	40 m ^{**}
L4	Length from outside branch to outside unit (F1,E+F2,E+F3)	10 m
	Equivalent length from outside branch to outside unit *	13 m
H	Between outside Unit and Indoor Unit	50 m
h1	Between Indoor Unit and Indoor Unit	40 m
h2	Between outside Unit and outside Unit	5 m
h3	Between Indoor Unit and HR Unit	15 m
h4	Between Indoor Unit and Indoor Unit connected to same HR unit	15 m
"a"	Between HR Unit and HR Unit	30 m
"b"	Between HR Unit and HR Unit within same branch	5 m

• * Equivalent Length

: Assume equivalent pipe length of Y branch to be 0.5m, that of header to be 1m for calculation purpose.

• ** Conditional application : For branch pipes after "Header", conditional application could not be applied.

• It is recommended that indoor unit is installed at lower position than the header. And Branch pipe can not be used after header.

• HR unit is for Heat Recovery System only.

< ! > WARNING

When the any one (or both) of below conditions are satisfied, the diameter of main pipe (A) must be increased according to below table.

- The equivalent length between outdoor unit and the farthest indoor unit is 90m (295ft) or more (Liquid or Gas pipes are increased in accordance with below table)
- The level difference (Outdoor/Outside unit ↔ Indoor unit) is 50m (164ft) or more (Only liquid pipe is increased)

Refrigerant pipe diameter from outdoor unit to first branch. (A)

For Heat Recovery System						
Upward Outdoor /Outside unit total capacity (HP)	Standard Pipe Diameter			Increased Pipe Diameter		
	Liquid pipe [mm(inch)]	Low Pressure Gas pipe [mm(inch)]	High Pressure Gas pipe [mm(inch)]	Liquid pipe [mm(inch)]	Low Pressure Gas pipe [mm(inch)]	High Pressure Gas pipe [mm(inch)]
8	Ø 9.52 (3/8)	Ø 19.05 (3/4)	Ø 15.88 (5/8)	Ø 12.7 (1/2)	Not increased	Not increased
10	Ø 9.52 (3/8)	Ø 22.2 (7/8)	Ø 19.05 (3/4)	Ø 12.7 (1/2)	Not increased	Not increased
12	Ø 12.7 (1/2)	Ø 28.58 (1-1/8)	Ø 19.05 (3/4)	Ø 15.88 (5/8)	Not increased	Not increased
14 ~ 16	Ø 12.7 (1/2)	Ø 28.58 (1-1/8)	Ø 22.2 (7/8)	Ø 15.88 (5/8)	Not increased	Not increased
18 ~ 20	Ø 15.88 (5/8)	Ø 28.58 (1-1/8)	Ø 22.2 (7/8)	Ø 19.05 (3/4)	Not increased	Not increased
22	Ø 15.88 (5/8)	Ø 28.58 (1-1/8)	Ø 28.58 (1-1/8)	Ø 19.05 (3/4)	Not increased	Not increased
24	Ø 15.88 (5/8)	Ø 34.9 (1-3/8)	Ø 28.58 (1-1/8)	Ø 19.05 (3/4)	Not increased	Not increased
26 ~ 34	Ø 19.05 (3/4)	Ø 34.9 (1-3/8)	Ø 28.58 (1-1/8)	Ø 22.2 (7/8)	Not increased	Not increased
36	Ø 19.05 (3/4)	Ø 41.3 (1-5/8)	Ø 28.58 (1-1/8)	Ø 22.2 (7/8)	Not increased	Not increased
38 ~ 60	Ø 19.05 (3/4)	Ø 41.3 (1-5/8)	Ø 34.9 (1-3/8)	Ø 22.2 (7/8)	Not increased	Not increased
62 ~ 64	Ø 22.2 (7/8)	Ø 41.3 (1-5/8)	Ø 34.9 (1-3/8)	Ø 25.4 (1) *	Not increased	Not increased
66 ~ 96	Ø 22.2 (7/8)	Ø 53.98 (2-1/8)	Ø 41.3 (1-5/8)	Ø 25.4 (1) *	Not increased	Not increased

• * : If available on site, select pipe size from the pipe diameter table according to capacity.

Otherwise it doesn't need to be increased.

• Model line up could be different in accordance with target region.

4. Refrigerant Piping System

For Heat Pump System						
Upward Outdoor /Outside unit total capacity (HP)	Standard Pipe Diameter		Increased Pipe Diameter			
			Equivalent pipe length is 90m(295ft) or more from ODU to farthest IDU		When Level difference is 50m or more	
	Liquid pipe [mm(inch)]	Gas pipe [mm(inch)]	Liquid pipe [mm(inch)]	Gas pipe [mm(inch)]	Liquid pipe [mm(inch)]	Gas pipe [mm(inch)]
8	Ø 9.52 (3/8)	Ø 19.05 (3/4)	Ø 12.7 (1/2)	Ø 22.2 (7/8)	Ø 12.7 (1/2)	Not increased
10	Ø 9.52 (3/8)	Ø 22.2 (7/8)	Ø 12.7 (1/2)	Ø 25.4 (1) *	Ø 12.7 (1/2)	Not increased
12~ 14	Ø 12.7 (1/2)	Ø 28.58 (1-1/8)	Ø 15.88(5/8)	Not increased	Ø 15.88(5/8)	Not increased
16	Ø 12.7 (1/2)	Ø 28.58 (1-1/8)	Ø 15.88 (5/8)	Ø 31.8(1-1/4) *	Ø 15.88 (5/8)	Not increased
18 ~ 22	Ø 15.88 (5/8)	Ø 28.58 (1-1/8)	Ø 19.05 (3/4)	Ø 31.8(1-1/4) *	Ø 19.05 (3/4)	Not increased
24	Ø 15.88 (5/8)	Ø 34.9(1-3/8)	Ø 19.05(3/4)	Not increased	Ø 19.05(3/4)	Not increased
26 ~ 34	Ø 19.05(3/4)	Ø 34.9 (1-3/8)	Ø 22.2(7/8)	Ø 38.1(1-1/2) *	Ø 22.2(7/8)	Not increased
36 ~ 60	Ø 19.05 (3/4)	Ø 41.3 (1-5/8)	Ø 22.2(7/8)	Not increased	Ø 22.2 (7/8)	Not increased
62 ~ 64	Ø 22.2(7/8)	Ø 41.3 (1-5/8)	Ø 25.4(1) *	Ø 53.98(2-1/8)	Ø 25.4(1) *	Not increased
66 ~ 96	Ø 22.2 (7/8)	Ø 53.98 (2-1/8)	Ø 25.4(1) *	Not increased	Ø 25.4(1) *	Not increased

- * : If available on site, select pipe size from the pipe diameter table according to capacity. Otherwise it doesn't need to be increased.
- Model line up could be different in accordance with target region.

Refrigerant pipe diameter from branch to branch (B,C,D)

Downward indoor unit total capacity [kW(Btu/h)]	Liquid pipe [mm(inch)]	Low Pressure Gas pipe [mm(inch)]	High Pressure Gas pipe [mm(inch)]
≤ 5.6(19,100)	Ø6.35(1/4)	Ø12.7(1/2)	Ø9.52(3/8)
< 16.0 (54,600)	Ø9.52(3/8)	Ø15.88(5/8)	Ø12.7(1/2)
< 22.4 (76,400)	Ø9.52(3/8)	Ø19.05(3/4)	Ø15.88(5/8)
< 33.6(114,700)	Ø9.52(3/8)	Ø22.2(7/8)	Ø19.05(3/4)
< 50.4(172,000)	Ø12.7(1/2)	Ø28.58(1-1/8)	Ø22.2(7/8)
< 67.2(229,300)	Ø15.88(5/8)	Ø28.58(1-1/8)	Ø22.2(7/8)
< 72.8(248,400)	Ø15.88(5/8)	Ø34.9(1-3/8)	Ø28.58(1-1/8)
< 100.8(344,000)	Ø19.05(3/4)	Ø34.9(1-3/8)	Ø28.58(1-1/8)
< 173.6(592,500)	Ø19.05(3/4)	Ø41.3(1-5/8)	Ø34.9(1-3/8)
< 184.8(630,700)	Ø22.2(7/8)	Ø41.3(1-5/8)	Ø34.9(1-3/8)
≤ 291.2(993,600)	Ø22.2(7/8)	Ø53.98(2-1/8)	Ø41.3(1-5/8)

Guide for Conditional Application(**)

If the below conditions are satisfied, limit of longest pipe length after 1st branch(l) could be extended by 40m(131ft) → 90m(295ft).

• Pipe diameter Size Up

Pipe diameter(only Liquid/low pressure gas pipes) between 1st branch and last branch(HR unit) is increased by one step.

If the pipe diameter of B, C3 is same as A, it is not necessary.

: Ø 6.35 → Ø 9.52 → Ø 12.7 → Ø 15.88 → Ø 19.05 → Ø 22.2 → ...

If available on site, select pipe size from the pipe diameter table according to capacity. Otherwise it doesn't need to increase

• Correction for calculating the total pipe length

When calculating total pipe length, pipe B,C,D length should be calculated twice.

: A + B x 2 + C3 x 2 + D x 2 + C1 + C2 + a + b + c + d + e + f + g + i + j + k + l + m + n ≤ Overall Pipe Length

• Indoor unit pipe length

Length of pipe from each indoor unit to the closest HR unit (a, b, c, d, e, f, g, i, j, k, l, m, n) ≤ 40m (131ft).

• Difference in length between outdoor unit and the farthest or closest indoor unit

[Length of pipe from outdoor unit to the farthest indoor unit 12 (B + C3 + D + k)] - [Length of pipe from outdoor unit to the closest indoor unit 1 (C1 + a)] ≤ 40m (131ft)

• After 1st branch directly connected indoor unit(Heat Pump System Only)

When installing pipe of indoor unit directly connected after 1st branch more than 40m and less than 90m,

-Pipe diameter is increased by one step.

Ø 6.35 → Ø 9.52 → Ø 12.7 → Ø 15.88 → Ø 19.05 → Ø 22.2 → ...

-Pipe length should be calculated twice.

4. Refrigerant Piping System

Cautions for Y branch pipe

- In case of pipe diameter connected after first branch(B) is bigger than the main pipe diameter(A), B should be of the same size with A.
- Do not choose the main pipe diameter by downward indoor unit total capacity, but its outdoor/outside unit model name.
- Do not let the connection pipe from branch to branch exceed the main pipe diameter chosen by outdoor unit model name.
[Example 1] In case indoor unit combination ratio 120% is connected to 24HP(67.2 kW) outdoor unit.
 - Outdoor unit main pipe diameter A : Ø34.9(Gas pipe), Ø15.88(liquid pipe)
 - Pipe diameter B after first branch according to 120% indoor unit ombination(80.6kW): Ø34.9(gas pipe),Ø19.05(liquid pipe)
 - ▷ **Therefore, pipe diameter B connected after first branch would be Ø34.9(gas pipe) / Ø15.88(liquid pipe) which is same with main pipe diameter.**
- [Example 2] Where connecting the indoor units to the 22HP (61.6kW) outdoor unit to 130% of its system capacity (80.1kW) and branching 7k (2.2kW) indoor unit at the 1st branch.*
 - Main pipe diameter(22 HP outdoor unit): Ø28.58(gas pipe), Ø15.88(Liquid pipe)
 - Pipe diameter between 1st and 2nd branch (77.9kW indoor units) : Ø34.9(Gas pipe), Ø19.05(Liquid pipe) in conformity with downward indoor units.
 - ▷ **Since the main pipe diameter of 22HP outdoor unit is Ø28.58 (gas pipe), Ø15.88(Liquid pipe) is used as the main pipe and the connection pipe between 1st and 2nd branch.**

Cautions for header branch pipe

- It is recommended to install the difference between the length of the pipe after header branch(a~f) and the length of the pipe connected to indoor unit to be the minimum.
- As the pipe length difference increases, there may be performance differences between indoor units.
- Y branch and header branch cannot be used after header branch.

Indoor Unit connecting pipe (a~k)

Indoor Unit capacity [kW(Btu/h)]	Liquid pipe [mm(inch)]	Gas pipe [mm(inch)]
≤ 5.6(19,100)	Ø6.35(1/4)	Ø12.7(1/2)
< 16.0(54,600)	Ø9.52(3/8)	Ø15.88(5/8)
< 22.4(76,400)	Ø9.52(3/8)	Ø19.05(3/4)
≤ 28.0(95,900)	Ø9.52(3/8)	Ø22.2(7/8)

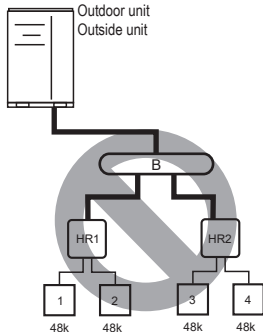
- Bending radius should be at least twice the diameter of the pipe.
- Bend pipe after 500mm or more from branch(or header).
- Do not bend U type. It may affect performance or result in noise. If U type bending is required, the R should be more than 200mm.

4. Refrigerant Piping System

4.3 Branch pattern for Heat Recovery System

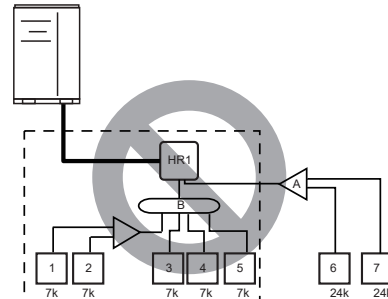
Pattern 1

- Impossible installation
- : Head branch pipe → HR unit

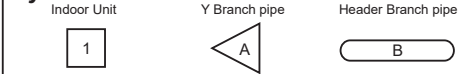


Pattern 2

- Impossible installation
- : HR unit → Y Branch and Header → Y Branch after Header

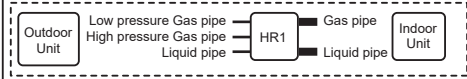


Symbols



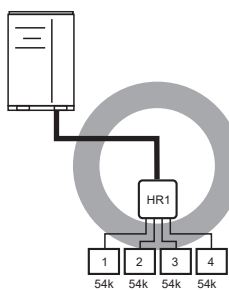
Piping of HR unit

- Pipe installation from outdoor units to HR units
- : 3 pipes (Low pressure Gas pipe, High pressure Gas pipe, Liquid pipe)
- Pipe installation from HR units to indoor units
- : 2 pipes (Gas pipe, Liquid pipe)

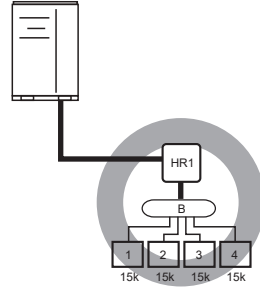


※ This figure is representative. Actual appearance of unit may be different by product type, but schematic diagram will stay same.

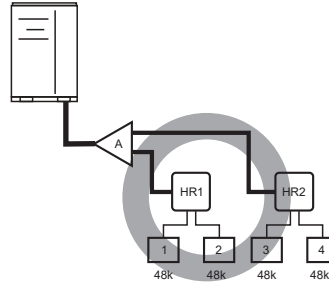
Pattern 3



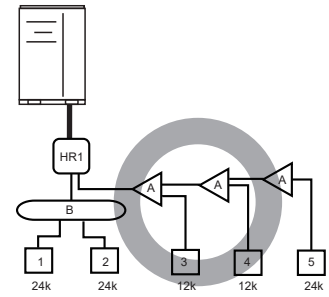
Pattern 4



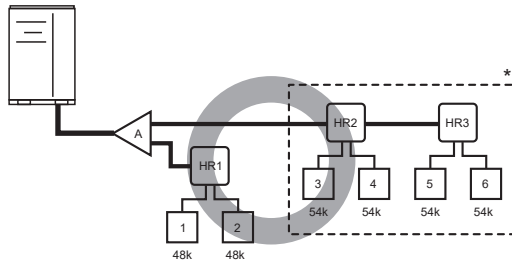
Pattern 5



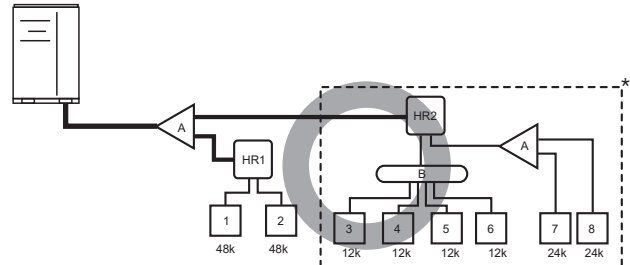
Pattern 6



Pattern 7



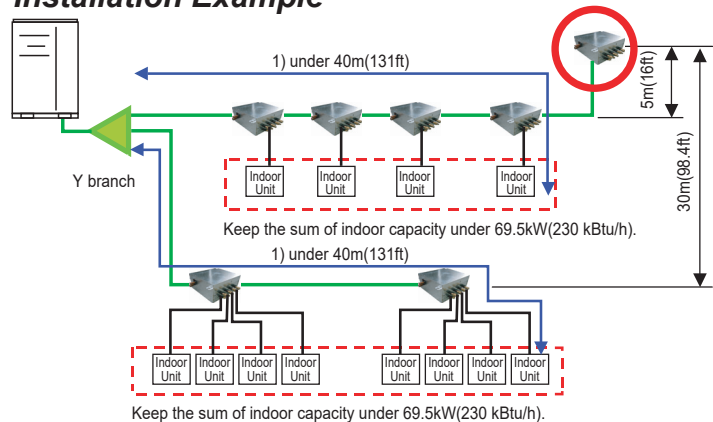
Pattern 8



Connective Capacity Limit

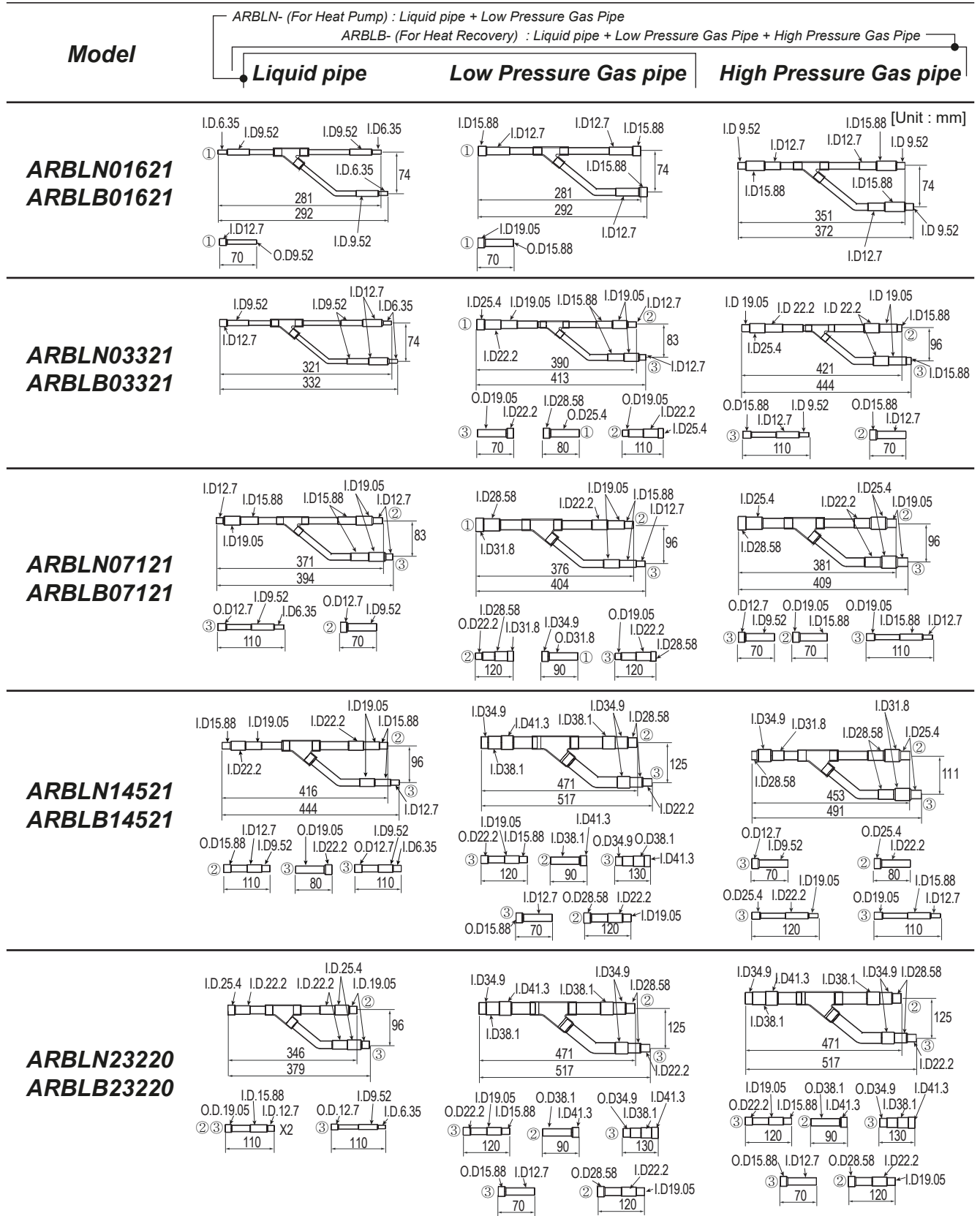
- The maximum total capacity of each branch pipe of HR unit is 17.5kW(60 kBTu/h).
- If a indoor unit capacity over that, two neighboring outlets of one HR unit should be linked by Y branch pipe and connected to one indoor unit. (Large capacity(76kBTu/h and 96kBTu/h unit)
- The maximum total capacity of indoor units is 69.5kW(230 kBTu/h).
- * : Serial connection of HR units
- : Capacity sum of indoor units ≤ 230 kBTu/h
- : Maximum indoor units per a branch are 8 indoor units

Installation Example



4. Refrigerant Piping System

4.4 Selection of Y Branch





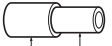
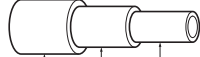



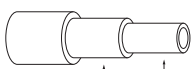





4. Refrigerant Piping System

4.5 Selection of Header

Model	Liquid pipe	Gas pipe
4 Branch ARBL054		
7 Branch ARBL057		
4 Branch ARBL104		
7 Branch ARBL107		
10 Branch ARBL1010		
10 Branch ARBL2010		

4. Refrigerant Piping System

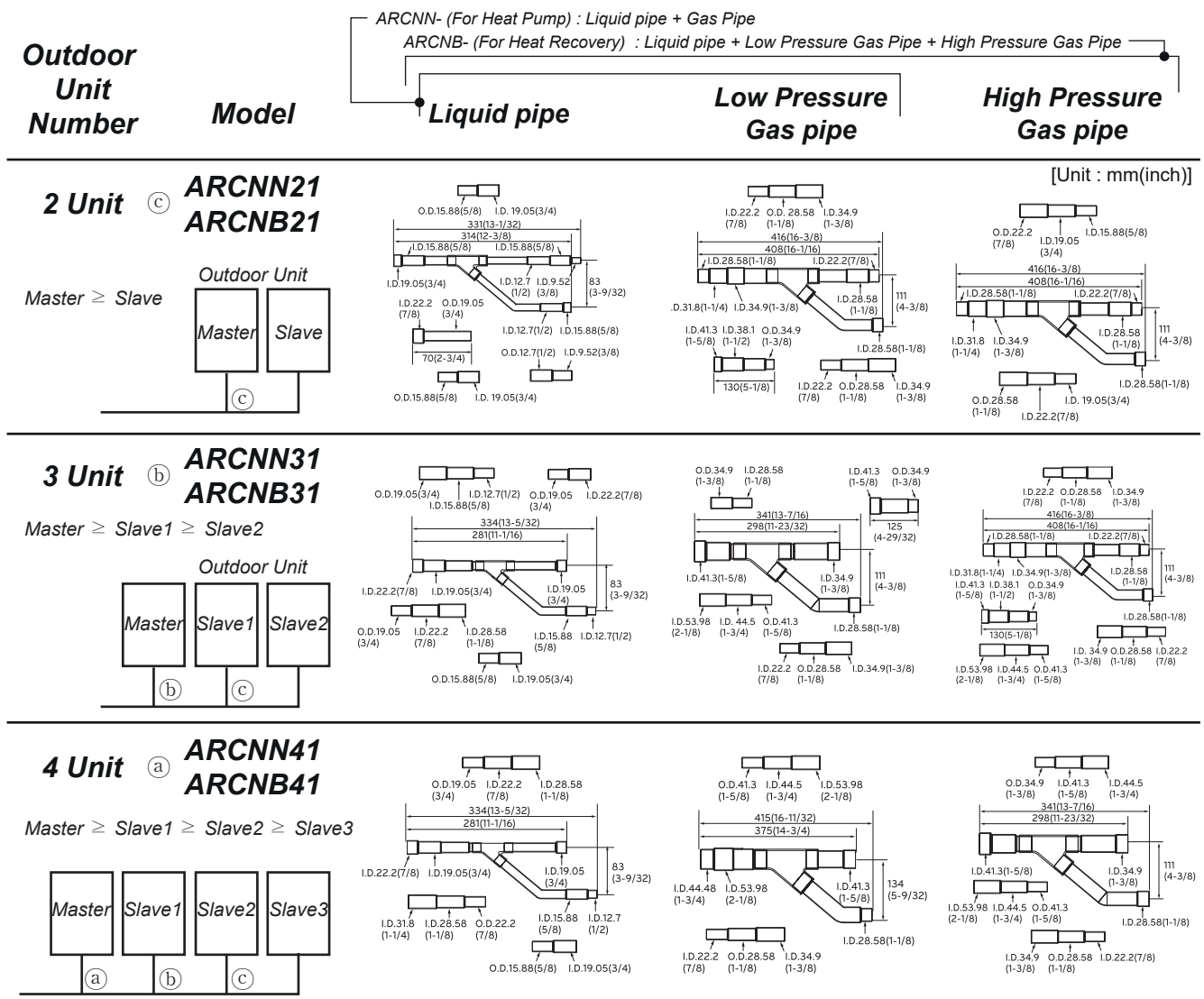
4.6 Selection of Reducer

Model	Liquid pipe	Low Pressure Gas pipe	High Pressure Gas pipe
Indoor Unit Reducer	 OD9.52(3/8) Ø6.35(1/4)	 OD15.88(5/8) Ø12.7(1/2)	[Unit : mm(inch)]
PRHR023	 OD9.52(3/8) Ø6.35(1/4)	 OD22.2(7/8) Ø19.05(3/4) Ø15.88(5/8)	 OD19.05(3/4) Ø15.88(5/8) Ø12.7(1/2)
HR Unit Reducer*		 OD15.88(5/8) Ø12.7(1/2)	 OD12.7(1/2) Ø9.52(3/8)
PRHR033	 OD15.88(5/8) Ø12.7(1/2) Ø9.52(3/8)	 OD28.58(1-1/8) Ø22.2(7/8) Ø19.05(3/4)	 OD22.2(7/8) Ø19.05(3/4) Ø15.88(5/8)
PRHR043			
PRHR063	 OD12.7(1/2) Ø9.52(3/8)	 OD19.05(3/4) Ø15.88(5/8)	 OD15.88(5/8) Ø12.7(1/2)
PRHR083			

* : For Heat Recovery System Only

4. Refrigerant Piping System

4.7 Series Connection

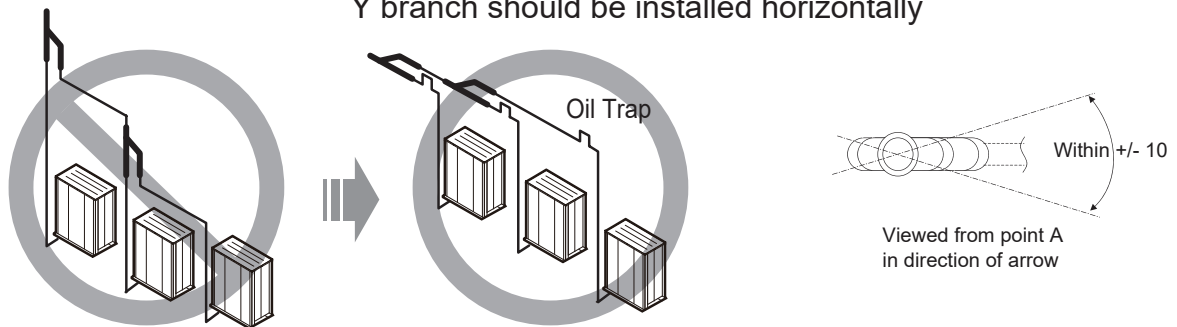


* Maximum number of connectable units could be different in accordance with model line up of target region.

* Install the branch pipe between units so that the outlet pipe is parallel to the surface.

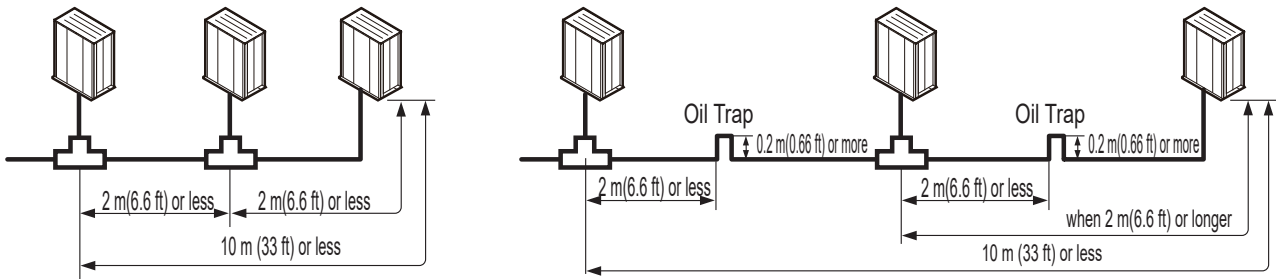
When installing the branch pipe vertically between the outside units, the refrigerant can be uneven between the outside units, leading to compressor burn and reduced capacity

Y branch should be installed horizontally

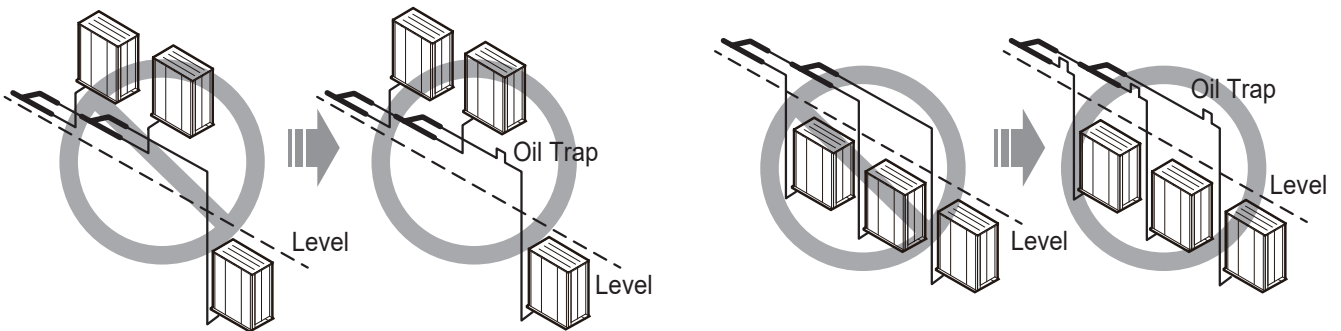


4. Refrigerant Piping System

Oil trap application

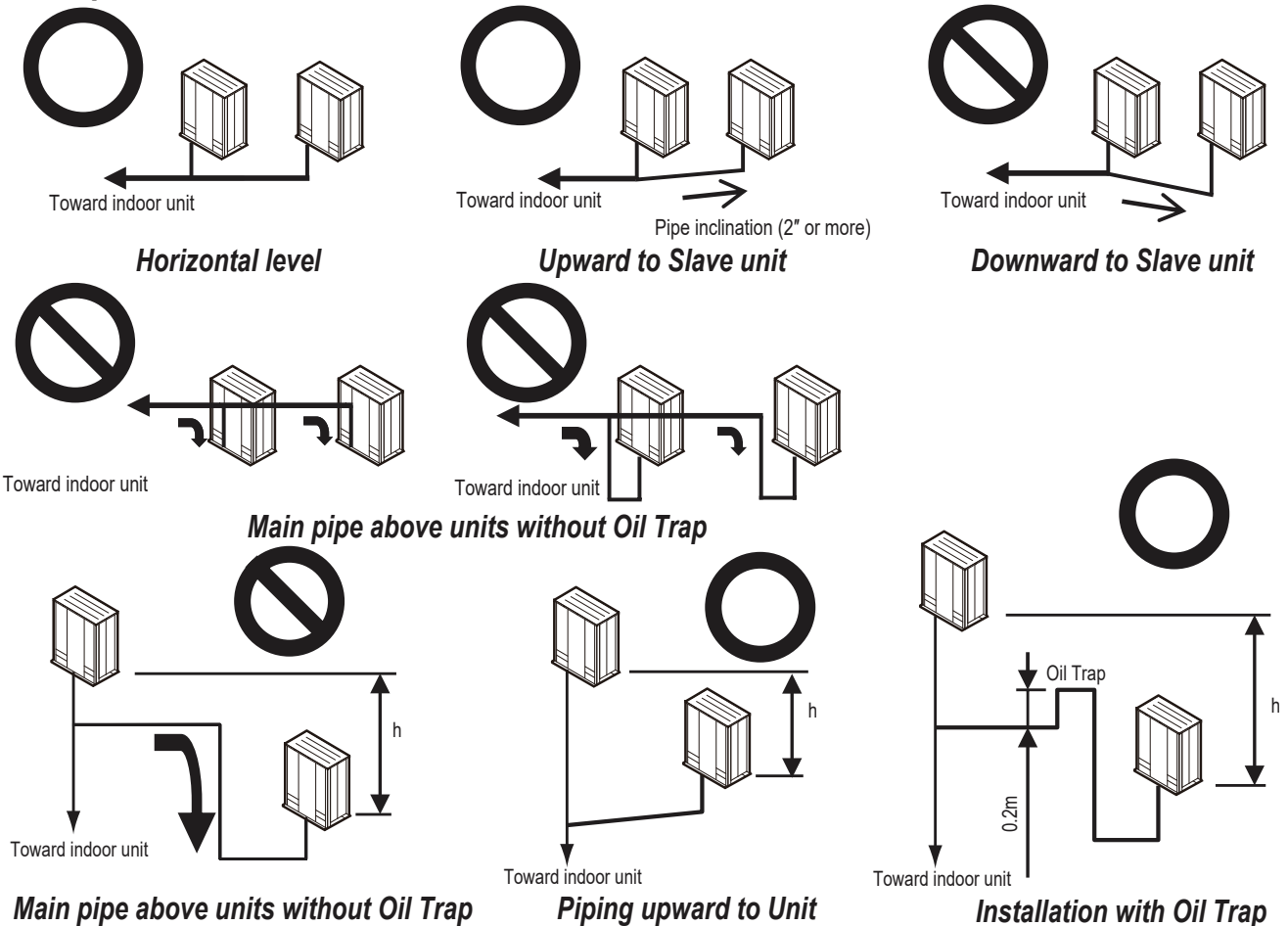


- * If the distance between the outside units becomes more than 2 m (6.6 ft), apply Oil Traps between the gas pipes.
- * If the outside unit is located lower than the main pipe, apply Oil Trap.



- * If the Outdoor / Outside units are located at different level or pipe is higher than Outdoor / Outside units, OIL TRAP must be installed after each Y branch at same level of Y branch.
(Pipe line : Gas pipe for Heat Pump / High Pressure & Low Pressure Gas pipe for Heat Recovery)

Example of series connection



4. Refrigerant Piping System

- Please refer to the below connection examples to install pipe connections between outdoor/outside units.
- Because of the possibility of oil being accumulated in the outdoor/outside unit that has stopped, when there is a height difference between outdoor/outside unit pipes or if the pipe distance between the outdoor/outside units is over 2m, you must always apply an oil trap.
(But, the oil trap between outdoor/outside units is limited to 1 time and is only applied to the gas pipe.)
- If the pipe distance between the outdoor/outside units is 2m or below, and if the location of the main pipe is lower than that of the outdoor/outside unit and if the location of the main pipe is lower than that of the outdoor/outside unit, the oil trap does not have to be applied.
- If the location of the main pipe is higher than the location of the outdoor/outside unit, be careful since the oil can be accumulated in the stopped outdoor/outside unit.
- If there is high/low difference between the outdoor/outside unit pipes, oil can be accumulated to the outdoor/outside unit on the lower location until the unit stops.
 - The pipes between the outdoor/outside unit must maintain horizontal levelness or give an inclination to prevent a back flow toward the slave outdoor/outside unit. Otherwise, the unit may not operate properly.
 - When connecting the pipes between the outdoor/outside units, the accumulation of oil in the slave outdoor/outside unit should be avoided. Otherwise, the unit may not operate properly.

4. Refrigerant Piping System

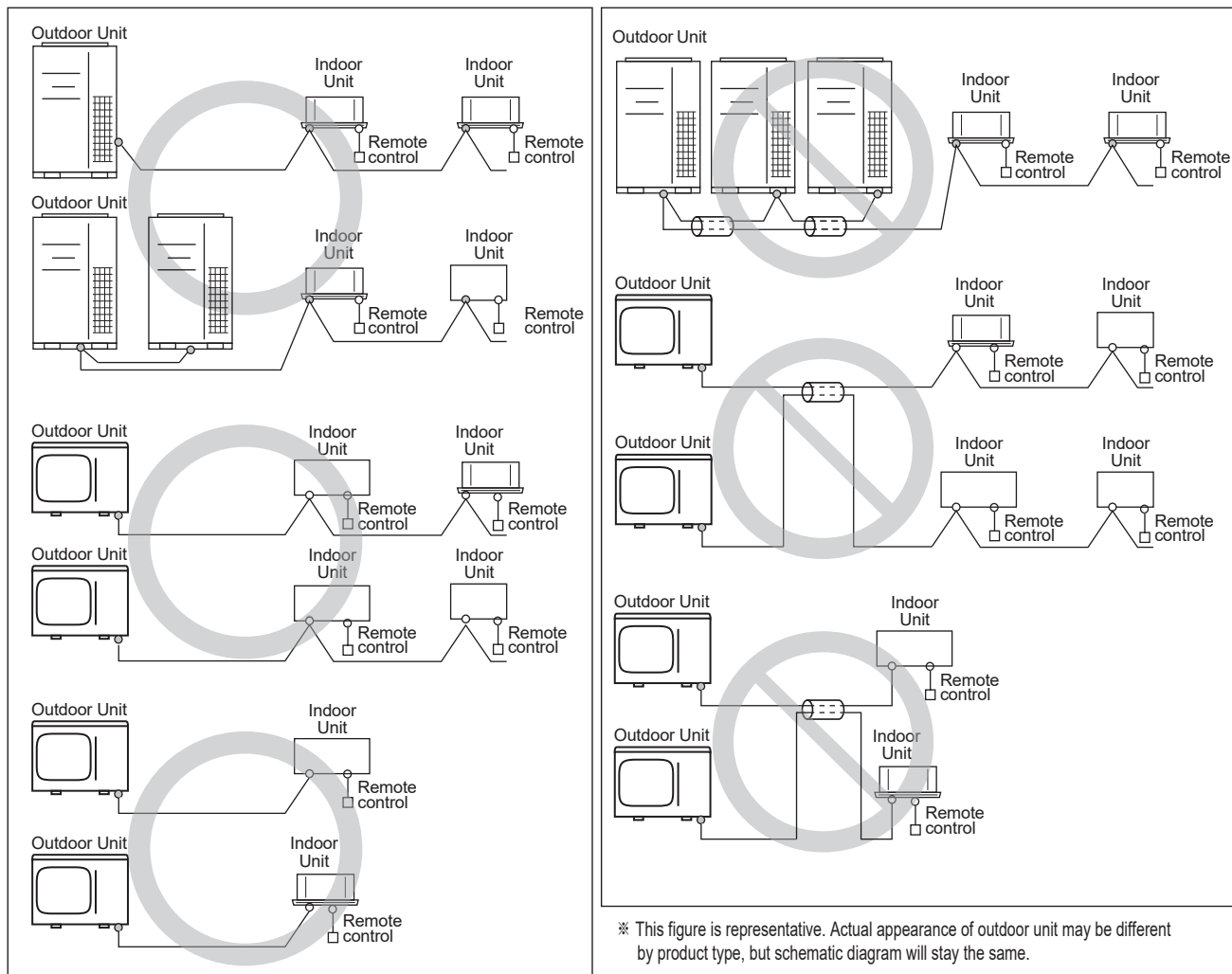
4.9 Calculation of amount of refrigerant

- The calculation of the additional charge should take into account the length of pipe and CF(correction Factor) value of indoor units.
- Please refer to the indoor unit's PDB or the outdoor/outside unit's installation manual for the additional refrigerant table of indoor units.

Additional charge (kg)	=	Total length (m) of Liquid pipe : Ø25.4 mm (1 inch)	x	0.480 (kg/m)
	+	Total length (m) of Liquid pipe : Ø22.2 mm (7/8 inch)	x	0.354 (kg/m)
	+	Total length (m) of Liquid pipe : Ø19.05 mm (3/4 inch)	x	0.266 (kg/m)
	+	Total length (m) of Liquid pipe : Ø15.88 mm (5/8 inch)	x	0.173 (kg/m)
	+	Total length (m) of Liquid pipe : Ø12.7 mm (1/2 inch)	x	0.118 (kg/m)
	+	Total length (m) of Liquid pipe : Ø9.52 mm (3/8 inch)	x	0.061 (kg/m)
	+	Total length (m) of Liquid pipe : Ø6.35 mm (1/4 inch)	x	0.022 (kg/m)
	+	Number of installed HR units(2,3,4 port)	x	0.500 (kg/m)*
	+	Number of installed HR units(6,8 port)	x	1.000 (kg/m)*
	+	CF value of indoor unit(kg/EA)		

* : For Heat Recovery System Only

5. Electrical Wiring



- Follow ordinance of local regulation for technical standard related to electrical equipment, wiring regulations and guidance of each electric power company.
- Be sure to provide designated grounding work to installed unit.
- Give some allowance to wiring for electrical part box of units, because the box is sometimes removed at the time of service work.
- Only the communication line specified should be connected to the terminal block for unit communication.

< ! > WARNING

- Be sure to have authorized electrical engineers do the electric work using special circuits in accordance with regulations and installation manual. If power supply circuit has a lack of capacity or electric work deficiency, it may cause an electric shock or fire.
- Be sure to connect the installed unit to earth. Do not connect earth line to any gas pipe, liquid pipe, lightning rod or telephone earth line. If earth is incomplete, it may cause an electric shock.

< ! > CAUTIONS

- Product which use 3-phase power source have reversed phase protection detector that only works when the power is turned on. If there exists black out or the power goes on and off which the product is operating, attach a reversed phase protection circuit locally. Running the product in reversed phase may break the compressor and other parts.
- Install the communication line away from the power source wiring so that it is not affected by electric noise from the power source. (Do not run it through the same conduit.) Never use them together with power cables.
- Never use multi-core cable.
If communication lines of different systems are wired with the same multiplecore cable, the resultant poor transmitting and receiving will cause erroneous operations.
- The conductive shielding layer of cable should be grounded to the metal part of both units.
- As this unit is equipped with an inverter, to install a phase leading capacitor not only will deteriorate power factor improvement effect, but also may cause capacitor abnormal heating. Therefore, never install a phase leading capacitor.
- Make sure that the power unbalance ratio is not greater than 2%. If it is greater, the unit's lifespan will be reduced.

5. Electrical Wiring

- Never connect the main power source to terminal block of communication line.
If connected, electrical parts will be burnt out.
- Introducing with a missing “N” phase or with a mistaken “N” phase will break the equipment.
- When the power supply is applied to “N” phase by mistake, replace inverter PCB and transformer in control box.

Communication and Power Lines

- Communication cable
 - Types : shielded cables
 - Use wires of size : over 1.0 ~ 1.5 mm²
 - Maximum allowable temperature of cable : over 60°C (140°F)
 - Maximum allowable line length: under 1,000m
- Remote control cable
 - Types : 3-core cable
- Central control cable
 - Please check the model function table for compatibility with central controller.

Product Type	Wire Type	Diameter
ACP & AC Manager	2-core cables (Shielded)	1.0~1.5mm ²
AC Smart	2-core cables (Shielded)	1.0~1.5mm ²
Simple central controller	4-core cables (Shielded)	1.0~1.5mm ²
AC Ez	4-core cables (Shielded)	1.0~1.5mm ²

- Separation of communication and power lines
 - If communication and power lines are installed alongside each other then there is a strong likelihood of operational faults developing due to interference in the signal wiring caused by electrostatic and electromagnetic coupling.
The tables below indicates our recommendation as to appropriate spacing of communication and power lines where these are to be run side by side.

Current capacity of power line		Spacing
100V or more	10 A	300 mm
	50 A	500 mm
	100 A	1,000 mm
	Exceed 100 A	1,500 mm

- The figures are based on assumed length of parallel cabling up to 100m. For length in excess of 100m the figures will have to be recalculated in direct proportion to the additional length of line involved.
- If the power supply waveform continues to exhibit some distortion the recommended spacing in the table should be increased.
 - ▷ If the lines are laid inside conduits then the following point must also be taken into account when grouping various lines together for introduction into the conduits
 - ▷ Power lines(including power supply to air conditioner) and signal lines must not be laid inside the same
 - ▷ In the same way, when grouping the lines power and signal lines should not be bunched together.

< ! > CAUTIONS

- If apparatus is not properly earthed then there is always a risk of electric shock, the grounding of the apparatus must be carried out by a qualified person.

6. Field Wiring

6.1 General Instruction

■ Wiring of Main Power Supply

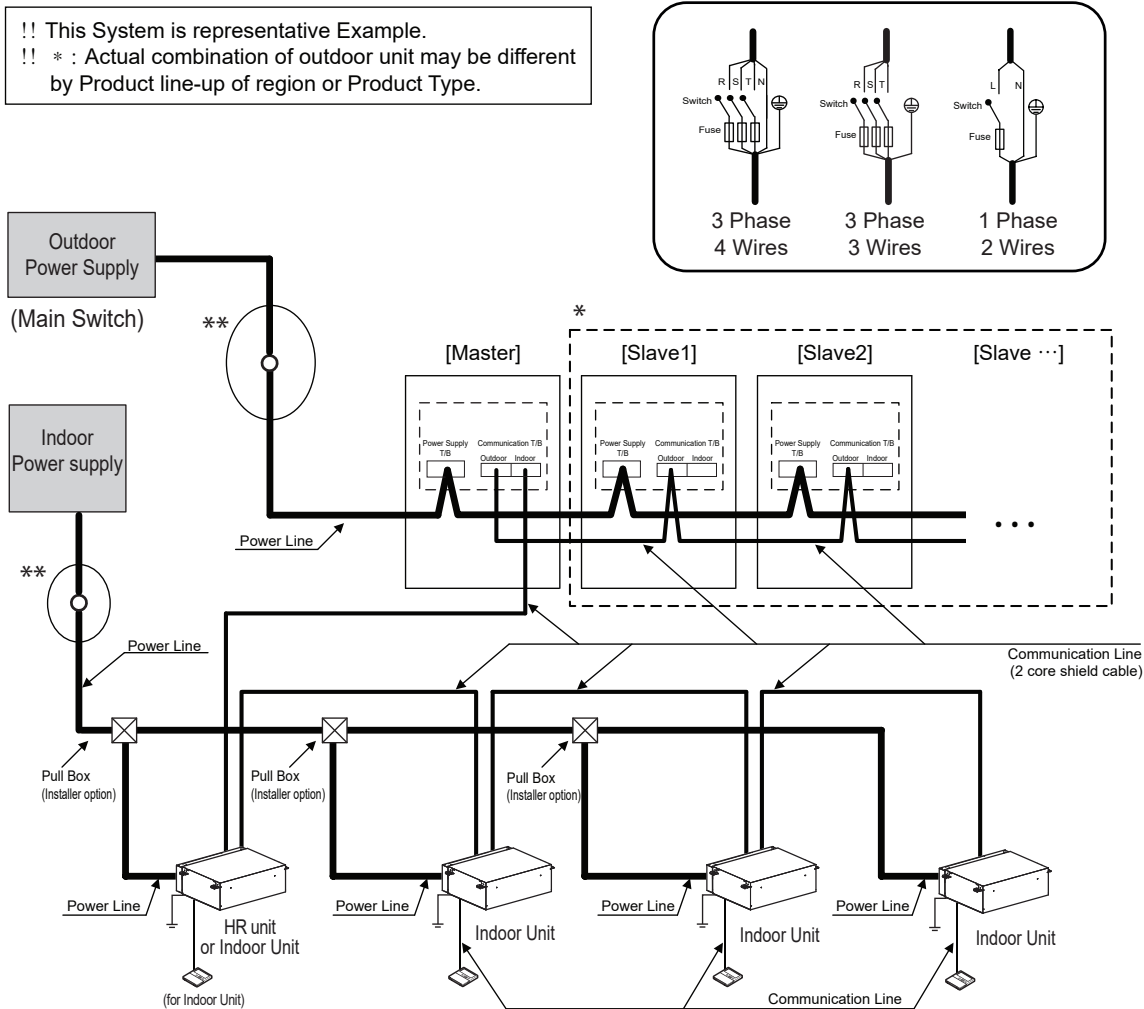
- Bear in mind ambient conditions (ambient temperature, direct sunlight, rain liquid, etc.) when proceeding with the wiring and connections
- The wire size is the minimum value for metal conduit wiring. The power cord size should be 1 rank thicker taking into account the line voltage drops. Make sure the power-supply voltage does not drop more than 10%.
- Specific wiring requirements should adhere to the wiring regulations of the region.
- Power supply cords of parts of appliances for outdoor use should not be lighter than polychloroprene sheathed flexible cord (design 60245 IEC57).
- Don't install an individual switch or electrical outlet to disconnect each of indoor unit separately from the power supply.

< ! > **WARNING**

- Make sure to use specified wires for connections so that no external force is imparted to terminal connections.
If connections are not fixed firmly, it may cause heating or fire.
- Make sure to use the appropriate type of overcurrent protection switch. Note that generated overcurrent may include some amount of direct current.
- All Installation site must require attachment of an earth leakage breaker.
If no earth leakage breaker is installed, it may cause an electric shock.
- Do not use anything other than breaker and fuse with correct capacity. Using fuse and wire or copper wire with too large capacity may cause a malfunction of unit or fire.

6. Field Wiring

6.2 Schematic Diagram of Series wiring



■ Connecting Power and communication cable

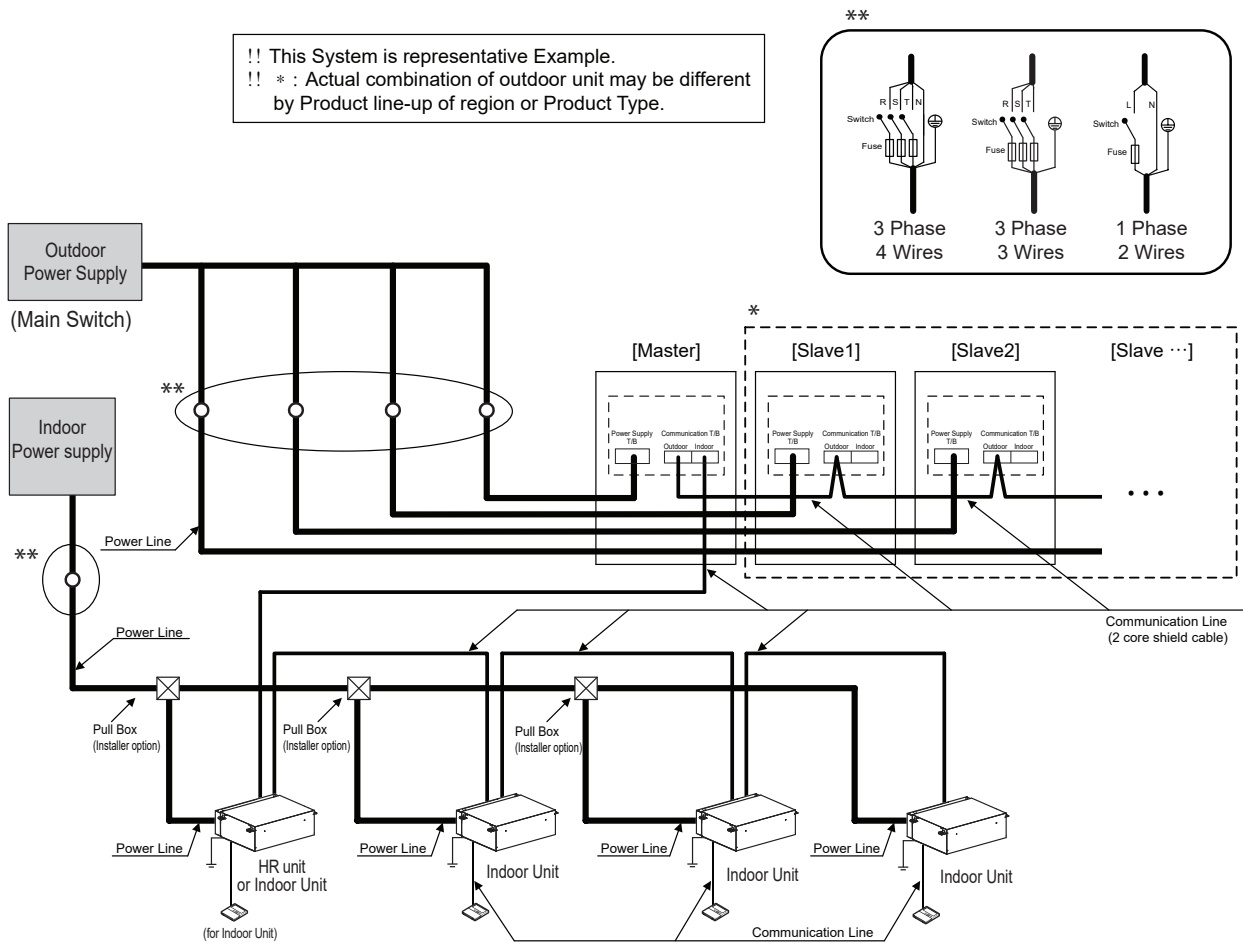
- Indoor Unit ground Lines are required for preventing electrical shock accident during current leakage, communication disorder by noise effect and motor current leakage (without connection to pipe).
- Don't install an individual switch or electrical outlet to disconnect each of indoor unit separately from the power supply.
- If individual power supply is necessary for each indoor unit, MPM (Multi-tenant Power Module) should be applied at each indoor unit. (Optional Accessory)
- Install the main switch that can interrupt all the power sources in an integrated manner because this system consists of the equipment utilizing the multiple power sources.
- If there exists the possibility of reversed phase, lose phase, momentary blackout or the power goes on and off while the product is operating, attach a reversed phase protection circuit locally.
- Running the product in reversed phase may break the compressor and other parts.

< ! > WARNING

- The First terminal block ampacity must be checked for single source series connection. The ampacity of First terminal block(of Master unit) must be over the total ampacity of connected outdoor units (Master and Slave units,ALL). Otherwise, the First terminal block could be burnt out.

6. Field Wiring

6.3 Schematic Diagram of Individual wiring



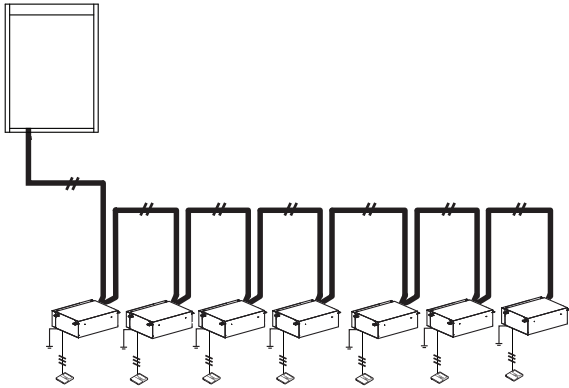
■ Connecting Power and Communication Cable

- Indoor Unit ground Lines are required for preventing electrical shock accident during current leakage, communication disorder by noise effect and motor current leakage (without connection to pipe).
- Don't install an individual switch or electrical outlet to disconnect each of indoor unit separately from the power supply.
- If individual power supply is necessary for each indoor unit, MPM (Multi-tenant Power Module) should be applied at each indoor unit. (Optional Accessory)
- Install the main switch that can interrupt all the power sources in an integrated manner because this system consists of the equipment utilizing the multiple power sources.
- If there exists the possibility of reversed phase, lose phase, momentary blackout or the power goes on and off while the product is operating, attach a reversed phase protection circuit locally.
- Running the product in reversed phase may break the compressor and other parts.

6. Field Wiring

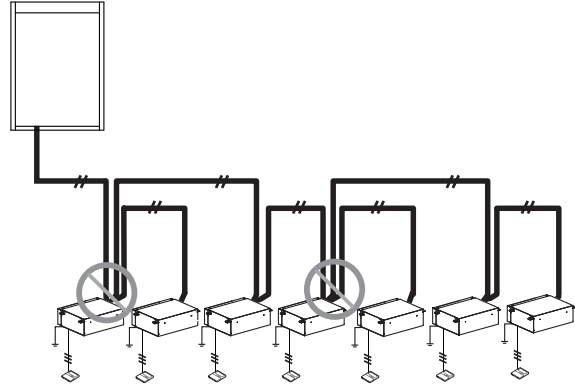
6.4 Caution for Communication Cable

BUS Type



Connection of communication cable must be installed like this figure between indoor unit to outdoor unit.

STAR Type



Abnormal operation can be caused by communication defect, when connection of communication cable is installed like below figure.

7. Water Control

7.1 General Instruction & Antifreezing

- Keep the water temperature between 10~45°C. Other it may cause the breakdown.
 - Standard water supply temperature is 30°C for Cooling and 20°C for heating.
- Properly control the water velocity. Otherwise it may cause the noise, pipe vibration or pipe contraction, expansion according to the temperature. Use the same water pipe size connected with the product or more.
- Refer to the water source pipe diameter and water velocity table below.
As the water velocity is fast, air bubble will increase.

Diameter (mm)	Velocity range (m/s)
< 50	0.6 ~ 1.2
50 ~ 100	1.2 ~ 2.1
100 <	2.1 ~ 2.7

- Be careful of the water purity control. Otherwise it may cause the breakdown due to water pipe corrosion. (Refer to 'Standard Table for Water Purity Control')
- In case the water temperature is above 40°C, it is good to prevent the corrosion by adding The anticorrosive agent.
- Install the pipe, valve and gauge sensor in the space where it is easy to maintain. Install the water valve in the low position for drain, if required.
- Be careful not to let air in. If so, the water velocity will be unstable in the circulation, pump efficiency will also decrease and may cause the piping vibration. Therefore, install the air purge where it may generate the air.
- Choose the following anti freezing methods. Otherwise, it will be dangerous for the pipe to break in the winter.
 - Circulate the water with the pump before dropping the temperature.
 - Keep the normal temperature by boiler.
 - When the cooling tower is not operated for a long time, drain the water in the cooling tower.
 - Use an anti-freeze(For using an anti freeze, change the DIP switch on main PCB in outside unit.)
 - Refer to the additive amount about freezing temperature as in the table given below.

Anti freeze type	Minimum temperature for anti freezing(°C)					
	0	-5	-10	-15	-20	-25
Ethylene glycol (%)	0	12	20	30	-	-
Propylene glycol (%)	0	17	25	33	-	-
Methanol (%)	0	6	12	16	24	30

- In addition to anti freeze, it may cause the change of the pressure in the water system and the low performance of the product.
- Make sure to use the closed cooling type tower.
- When applying the open type cooling tower, use a middle heat exchanger to make the water supply system a closed type system.

7. Water Control

7.2 Water Purity Control

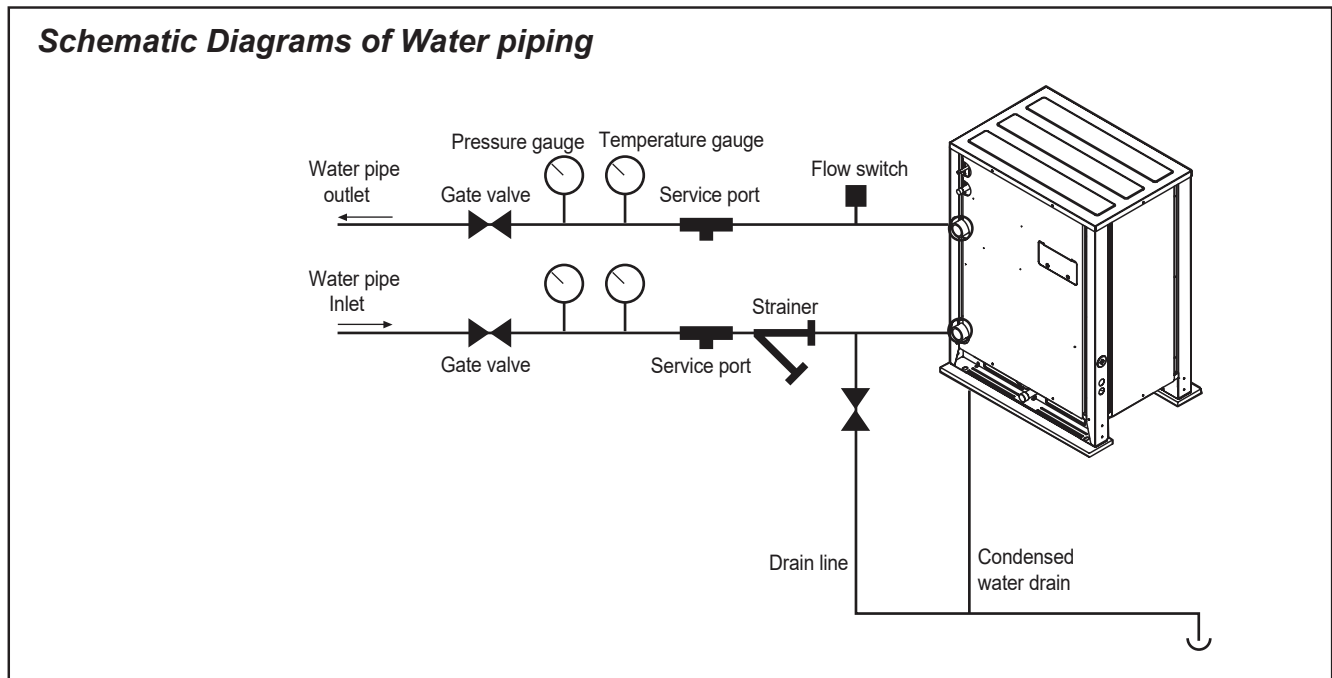
- The water may contain many foreign substances and hence may influence the performance and lifetime of the product due to the corrosion of the condenser and water pipe.
(Use water source that complies with the below standard table for water purity control.)
- If you use water supply other than the tap water to supply the water for the cooling tower, you must do a water quality inspection.
- If you use the closed cooling tower, the water quality must be controlled in accordance with the following standard table.
If you do not control the water quality in accordance with the following standard water quality table, it can cause performance deterioration to the air conditioner and severe problem to the product.

Items	Closed Type		Effect	
	Circulating water	Supplemented water	Corrosion	Scale
Basic				
pH [25C]	7.0~8.0	7.0~8.0	○	○
Conductivity [25C] (mS/m)	Below 30	Below 30	○	○
Chlorine ions (mg Cl ⁻ / ℓ)	Below 50	Below 50	○	-
Sulfate ions (mg SO ₄ ²⁻ / ℓ)	Below 50	Below 50	○	○
Acid consumption (pH4.8) (mg CaCO ₃ / ℓ)	Below 50	Below 50	-	○
Total hardness (mg CaCO ₃ / ℓ)	Below 70	Below 70	-	○
Calcium hardness (mg CaCO ₃ / ℓ)	Below 50	Below 50	-	○
Ionic-static silica (mg SiO ₂ / ℓ)	Below 30	Below 30	-	○
Reference				
Iron (mg Fe / ℓ)	Below 1.0	Below 0.3	○	○
Copper (mg Cu / ℓ)	Below 1.0	Below 0.1	○	-
Sulfate ion (mg SO ₄ ²⁻ / ℓ)	Must not be detected	Must not be detected	○	-
Ammonium ion (mg NH ₄ ⁺ / ℓ)	Below 0.3	Below 0.1	○	-
Residual chlorine (mg Cl / ℓ)	Below 0.25	Below 0.3	○	-
Free carbon dioxide (mg CO ₂ / ℓ)	Below 0.4	Below 4.0	○	-
Stability index	-	-	○	○

- The "O" mark for corrosion and scale means that there is possibility of occurrence.
- When the water temperature is 40°C or above or when uncoated iron is exposed to the water, it can result in corrosion.
Therefore, adding anti-corrosion agent or removing the air can be very effective.
- In case of using the closed type cooling tower, the cooling water and supplementing water must satisfy the water quality criteria of closed type system in the table.
- Supplementing water and supplied water must be supplied with tap water, industrial water and underground water excluding filtered water, neutral water, soft water etc.
- 15 items in the table are general causes of corrosion and scale.

8. Water Piping System

8.1 System diagram



- The water pressure resistance of the water pipe system of this product is 1.98MPa
- When the water pipe passes indoors, make sure to execute heat insulation on the pipe so that water drops do not form on the outer side of the water pipe.
- The size of the drain pipe must be equal to or larger than the diameter of the connecting product.
 - Always install a trap so that the drained water does not back flush.
- Always install a strainer (50Mesh or above) at the entrance of the water pipe. (When sand, trash, rusted pieces get mixed into the water supply, it can cause problems to the product due to blocking)
 - If On/Off valve is applied, by interlocking with outside unit, it can save the energy consumption of pump by blocking the water supply to the outside unit not operating.
 - Select appropriate valve and install on site if necessary.
- Install a pressure gauge and temperature gauge at the inlet and outlet of the water pipe.
- Flexible joints must be installed not to cause any leakage from the vibration of pipes.
- Install a service port to clean the heat exchanger at the each end of the water inlet and outlet.
- For the components of the water pipe system, always use components above the designed water pressure.
- For protecting the heat exchanger, it should be installed the flow switch.

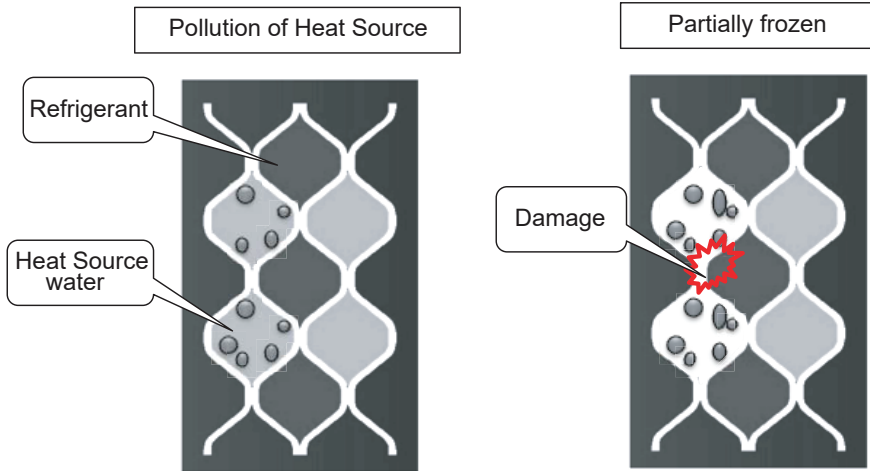
<CAUTIONS>

- Do not directly connect the drain outlet to the water pipe outlet.
(It can cause problems to the product.)
- The water pipe should be the same size of the connection on the product or more.
- If necessary install the insulation material in the water pipe inlet/outlet to prevent water drop, freeze and to save energy.
(Use the above 20mm thickness Pe insulation material.)
- Tightly connect the socket to the water pipe refer to below table for recommended specification.
(Too much torque may cause the damage of the facility.)

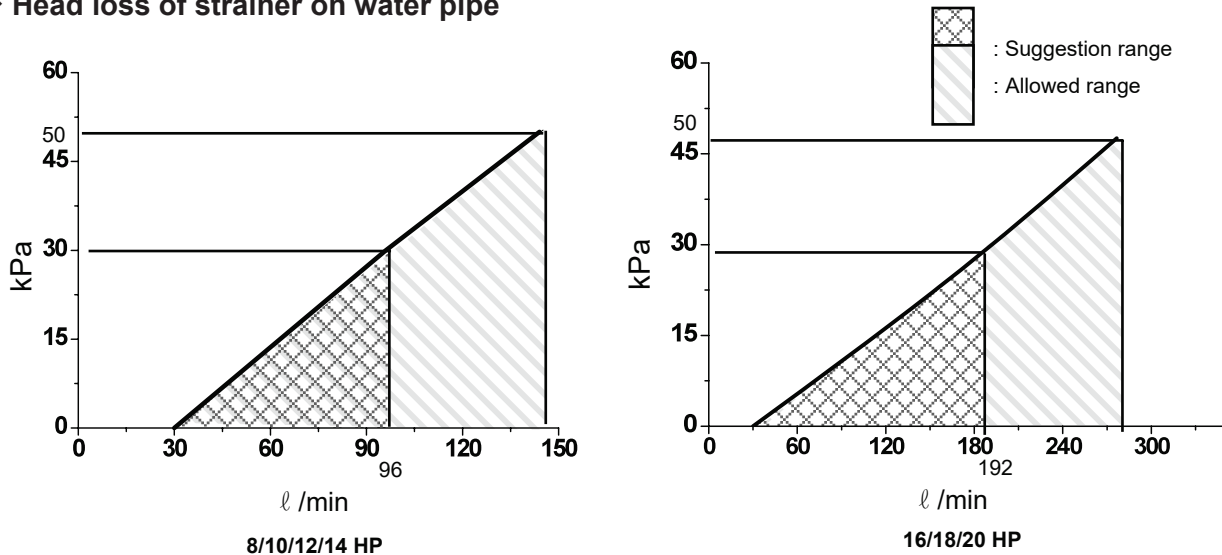
8. Water Piping System

8.2 Strainer on water pipe

◆ Water pollution / Partially frozen



◆ Head loss of strainer on water pipe




* Upper graph is a theoretical value for selection and it may be different according to specification of strainer.
 * Application for models could be different in accordance with model line up of target region.

- To protect the water cooling type product, you must install a strainer with 50 mesh or more on the heat water supply pipe. If not installed, it can result in damage of heat exchanger by the following situation.

1. Heat water supply within the plate type heat exchanger is composed of multiple small paths.
2. If you do not use a strainer with 50 mesh or more, alien particles can partially block the water paths.
3. When running the heater, the plate type heat exchanger plays the role of the evaporator, and at this time, the temperature of the coolant side drops to drop the temperature of the heat water supply, which can result in icing point in the water paths.
4. And as the heating process progresses, the water paths can be partially frozen to lead to damage in plate type heat exchanger.
5. As a result of the damage of the heat exchanger from the freezing, the coolant side and the heat water source side will be mixed to make the product unusable.

8. Water Piping System

8.3 Flow switch work



- The flow switch must be installed at the horizontal pipe of the heat water supply outlet of the product and check the direction of the heat water flow before the installation. (Picture 1)
(Flow switch acts as the 1st protection device when the heat water is not supplied.
If a certain level of water does not flow after installing the flow switch, an error sign of CH24 error will be displayed on the product and the product will stop operating.)
- When connecting the flow switch to the product, remove the jump wire to connect to the communication terminal (5(A) and 5(B)) of the outside unit control box. (Picture 2, 3) (Open the cover of the flow switch and check the wiring diagram before connecting the wires. The wiring method can differ by the manufacturer of the flow switch.)
- It is recommended to use the product with default set value to satisfy the minimum flow rate of product.
- If necessary, adjust the flow rate detection screw after consulting with an expert and adjust to the minimum flow rate range. (Picture 4)
 - Minimum flow rate range is 50% of product rated water flow. Refer to the specification of each model.
 - Adjust the flow switch to touch the contact point when the flow rate reaches 50% of the flow rate.

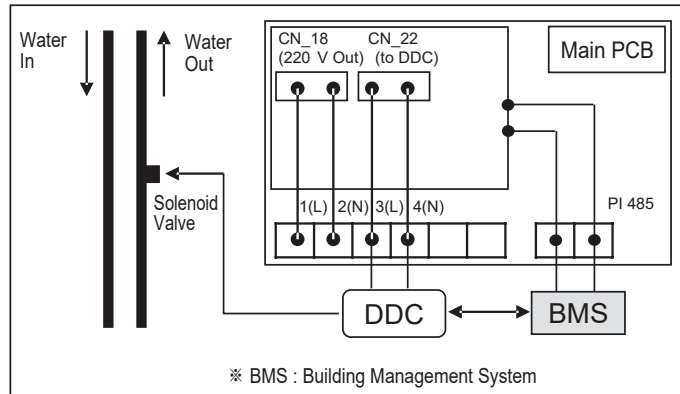
<CAUTIONS>

- Select the flow switch with the permitted pressure specification considering the pressure specification of the heat water supply system. (Control signal from outside unit is AC 220V.)
If the set value does not satisfy the minimum flow rate or if the set value is changed by the user arbitrarily, it can result in product performance deterioration or serious product problem.
- If the product is operated with the heat water supply not flowing smoothly, it can damage the heat exchanger or cause serious product problems.
- In case of CH24 or CH180 error, there is a possibility that the plate type heat exchanger is partially frozen inside. In this case resolve the issue of partial freezing and then operate the product again. (Cause of partial freezing : Insufficient heat water flux, water not supplied, insufficient coolant, alien particle penetrated inside plate type heat exchanger)
- When the product operates while the flow switch touches the contact point at the flow rate range out of the permitted range, it can cause product performance deterioration or serious product problem.
- Must use the normal closed type flow switch.
- Circuit of outside unit is normal closed type.

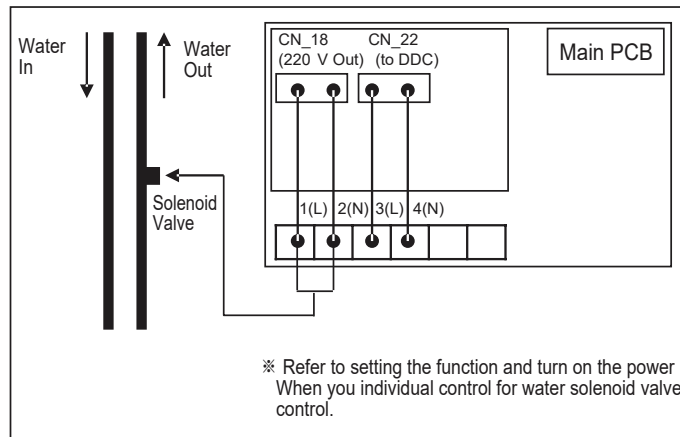
8. Water Piping System

8.4 Water Solenoid Valve Control

◆ Central Control : Use DDC port

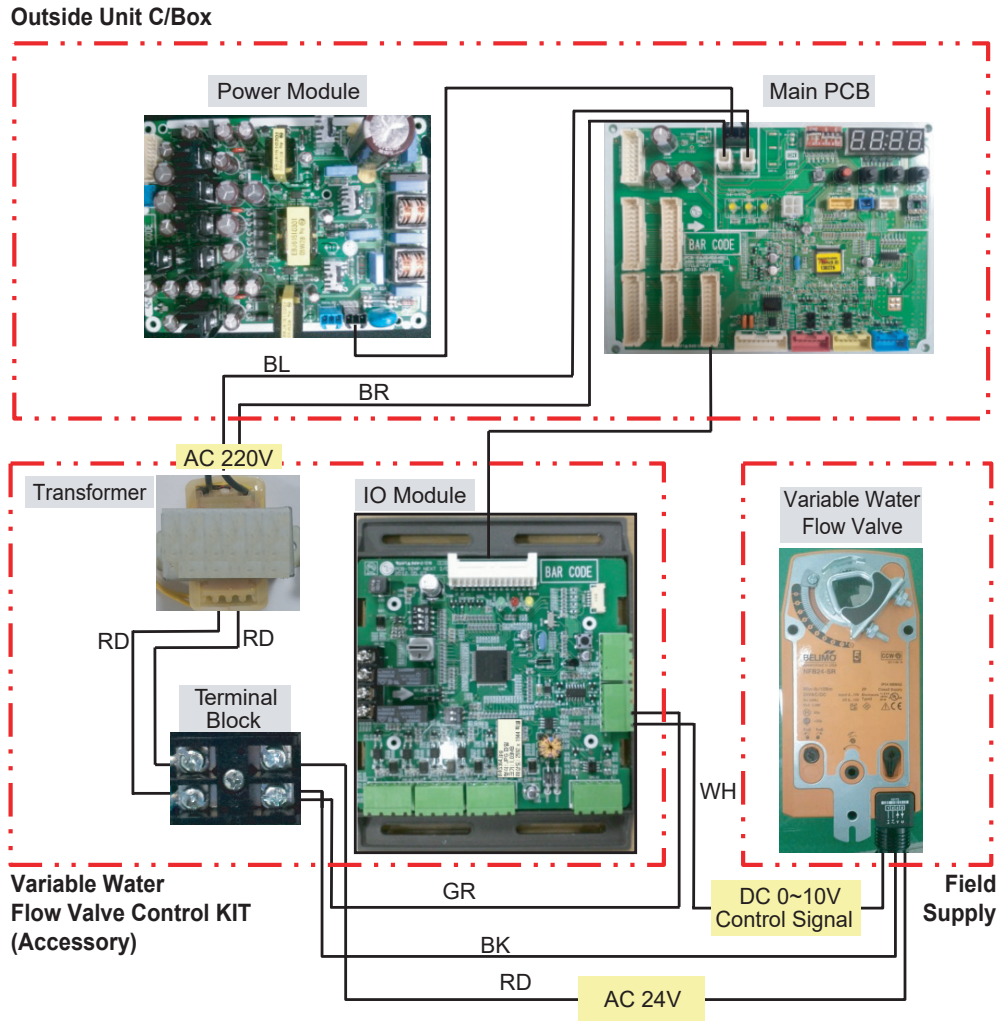


◆ Individual Control : Use 220V Out port



8. Water Piping System

8.5 Variable Water Flow Kit (Accessory)



BL : Blue, BR : Brown, RD : Red, BK : Black, WH : White, GR : Green

■ Installation Method

1. Shut off the main power line of outside unit.
2. Install the case of Variable Water Flow Control Kit on the C/Box by using screws.
3. Attach Transformer, IO Module, Terminal Block of Variable Water Flow Control Kit in the case by using screws.
4. Connect the wire, Refer to the figure below.

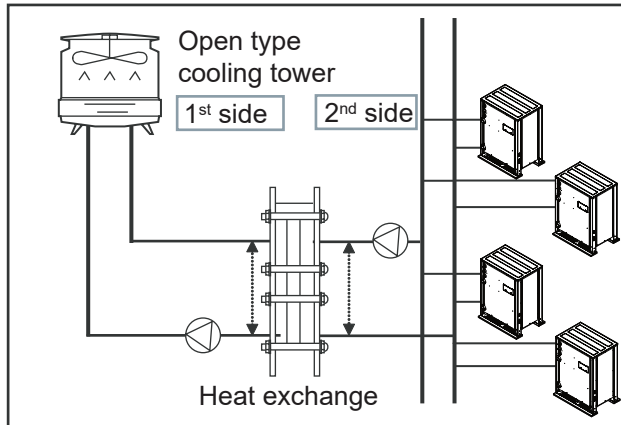
<NOTICE>

- Transformer can supply only AC 24V to the terminal block.
- Do not input external power into Main PCB. Otherwise it will cause a serious damage.
- The Variable Water Flow Control Kit controls only 1 valve actuator.
- The power (AC 24V) and signal(DC 0~10V) line is recommended by AWG22(1/32 in, (0.644 mm), 0.016 Ω/ft (0.053 Ω/m)).

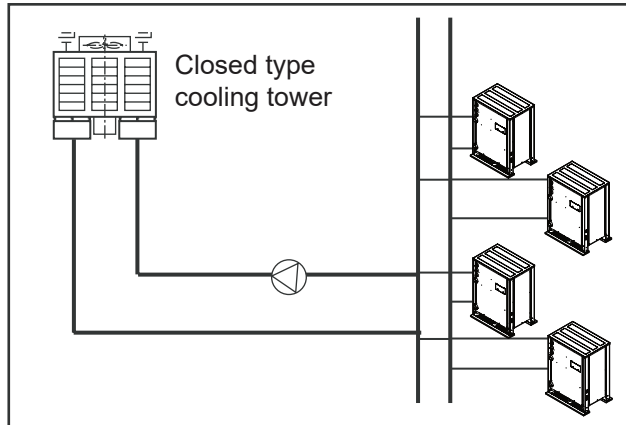
8. Water Piping System

8.6 Cooling Tower Application Method

Open type



Close type



■ Open Type Cooling Tower : Middle heat exchanger is needed.

Heat exchanger is installed between the cooling tower and outside unit system piping, and the temperature difference between 1st side and 2nd side is maintained constantly

■ Closed Type Cooling Tower

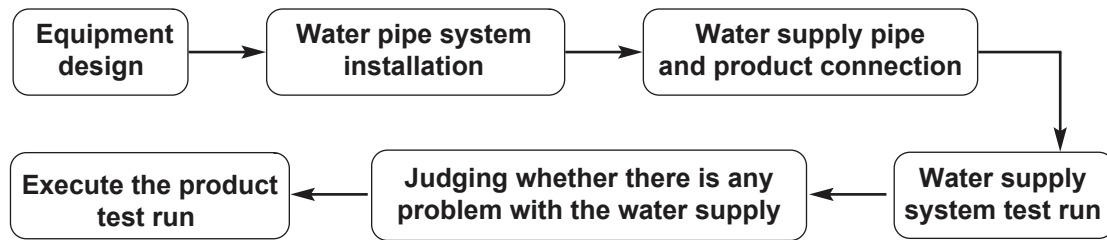
Heat source water of the cooling tower is supplied directly to the outside unit system.

<CAUTIONS>

- When the open type cooling tower is used and the water supply is directly connected to the 2nd heat exchanger, product damage by alien particle cannot be repaired for free. Always use the 2nd heat exchanger.

8. Water Piping System

8.7 Water supply system test run



Before executing the test run for the product, you must first test the heat source water system. The test run for the product must be executed after checking the flow rate and temperature of the heat source water supplied.

// Equipment design //

Design the system including cooling tower, boiler, pump etc.

- Check the equipment capacity (Water volume, temperature control range).

// Water pipe system installation //

Install the water pipe

// Water supply pipe and product connection //

Connect the water pipe to the inlet/outlet of the product so that the water can be supplied to the product.

// Water supply system test run //

Execute water supply system test run

- The product does not operate but the pump and water supply equipment will operate to flow the Heat source water to the heat exchanger on the product side.
- Flow the water to all water piping system to clean any alien particles inside the pipes and execute an air purge to remove an air within the pipes to make the water supply smoother.
- Clean all the strainers of water pipe including around outside units

// Judging whether there is any problem with the water supply //

Execute the test of water supply system without operating the product.

- Check whether outside unit inlet/outlet flow rate complies to the product specification.
- Check the water supply temperature. whether is OK.

// Execute the product test run //

After checking the normal condition of the water supply, execute the test run of the product.

To prevent the freezing of the heat exchanger when the refrigerant is discharged with the water supply blocked, discharge the refrigerant after draining out around the outside unit.



Air Solution

LG Electronics Inc, 128, Yeoui-daero,
Yeongdeungpo-gu, Seoul, Korea
(07336)

<http://partner.lge.com>

<http://sedc.lge.com>

Copyright 2023 LG Electronics Inc.
All Rights Reserved.

The air conditioners manufactured by LG have received ISO9001 certificate for quality assurance and ISO14001 certificate for environmental management system.
The specifications, designs, and information in this brochure are subject to change without notice.