LG
Life's Good

LG Electronics

http://www.lg.com
http://partner.lge.com

Distributed by

Copyright © 2022 LG Electronics. All rights reserved.

2022

AIR CONDITIONER

LG

Innovation for a Better life

LG
Life's Good

2022

AIR CONDITIONER

LG HVAC SOLUTION

EUROPE SALES INFRASTRUCTURE

- Europe B2B Regional Head Office
- National Sales Office
- Air Conditioning Academy
- European Distribution Center
- Europe Energy Lab
- Production Site

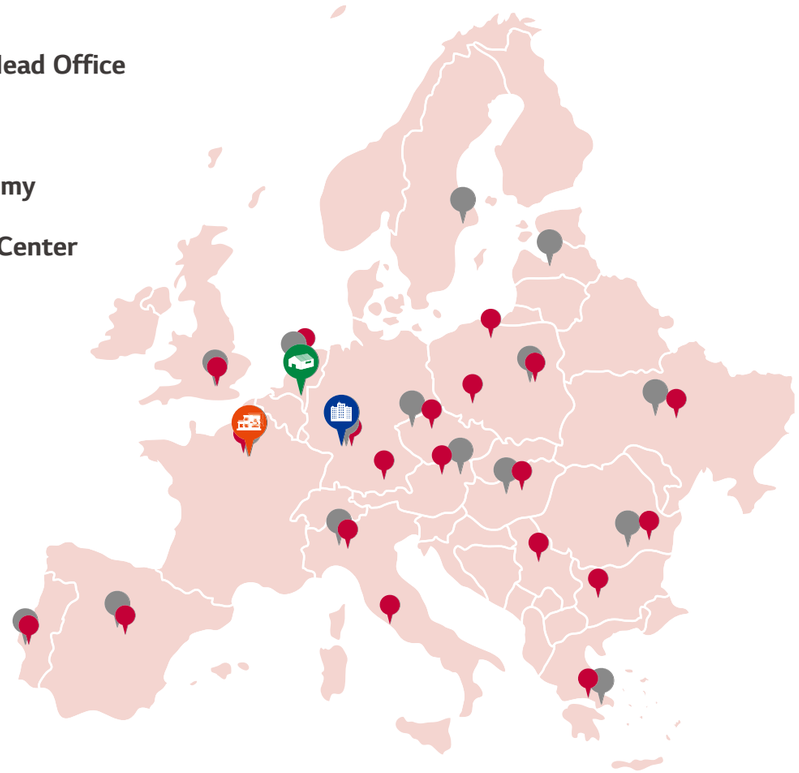

GLOBAL PRODUCTION SITE

LG Energy Labs in Europe

LG Energy Labs are driven to fulfill the commitment of meeting all the requirements regarding energy efficiency and environmental demands. Each LG Energy Lab is an innovative site dedicated to provide essential commercial and residential products in heating, ventilation and the latest energy efficient air conditioning solutions. Additionally, as a showcase, the LG Energy Lab is equipped with complete monitoring and control systems. The performance of all products are tracked and analyzed by a team of Research and Development engineers based in France, Finland and Korea, ensuring maximum efficiency and reliability during the complete products' lifecycle.

European Air Conditioning Distribution Center

LG's European Air Conditioning Distribution Center is centralised in Oosterhout, the Netherlands. Supplying and delivering products to 15 countries in Europe, this Distribution hub has contributed to quick and seamless delivery, direct shipping for smaller orders and bespoke delivery to air conditioners. The hub tries to manage inventory efficiency by complying with the LG EU's established inventory pool.

TOTAL HVAC SOLUTION PROVIDER

Since manufacturing Korea's first air conditioner exclusively designed for residential use in 1968, LG has been a pioneer of air conditioning innovation. Encouraged by LG's technological leadership in the residential air conditioning sector since the late 1990s, LG moved into the commercial air conditioning sector.

LG has established itself as an exemplary HVAC and energy solutions provider, investing in new technologies, with the addition of chiller, VRF systems and building management systems (BMS) to its comprehensive product portfolio. Alongside its wide range of innovative solutions, the LG promise is to deliver unparalleled customer service.

LG produces expert air conditioning professionals at its academic centers, of which there are nearly 80 worldwide. These academic centers provide workshops and training programs that offer excellent hands-on experience. Additionally, LG provides advanced and highly sophisticated tools for HVAC system engineers and installers, including its time saving LG Air Conditioner Technical Solution (LATS) software. LATS allows LG to support clients with draft energy estimation and energy modeling, model selection and design, lifecycle cost analysis and more to ensure a seamless process from planning to execution. LG also operates several state-of-the-art R&D facilities all across the planet.

Made Better with ThinQ™

With most people living lives that are more hectic than ever before, we see the enormous potential benefits new technologies will bring to the home. ThinQ links smart products together so that they can work in unison to make your home smarter and more connected. New levels of control and convenience simplify everyday life and free up time so that you can stay focused on what matters. Furthermore, transformative features and services with artificial intelligence will take home evolution one step further. ThinQ will provide more personalized and optimized solutions by learning your needs and preferences through its wide range of products. Get more done while doing less. ThinQ's Personalized Solution, Proactive Advice, Maximum Efficiency and Intuitive Control deliver an elevated, more intelligent lifestyle.
LG ensures its intelligent offerings, AI-powered products and services unlock new roles for homes that can play an important role for truly smart living. Think Wise. Be Free.

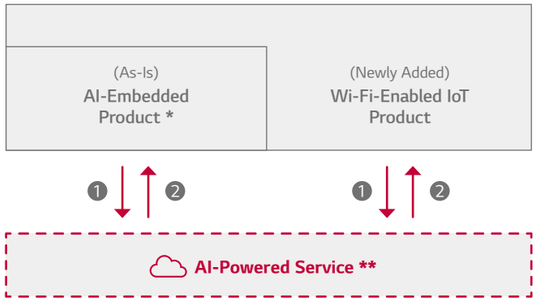

ThinQ:
A Brand for Products and Services Incorporating Advanced AI Technologies

1. Understanding users via data collection
2. Providing tips & solutions through AI data analytics

* Previous ThinQ products-Requirement : evolving products with vocal/visual/product intelligence
** Examples of AI-Powered Service : -Usage guide/tips, Predictive maintenance, Auto/semi-auto setting (TBD)

Consumer Benefits

Intuitive Control

ThinQ adds convenience to your daily life by simplifying daily tasks. The ThinQ experience is reliable, flexible and effortless from setup to control and beyond. ThinQ products can be controlled from anywhere and at any time with simple voice-commands and a tap of the innovative ThinQ smartphone application. Meaning anywhere can be your home.

Personalized Solution

ThinQ provides tailored recommendations and optimal settings, with your needs and preferences taken into account. Thanks to the power of AI, the same products can offer different experiences depending on your unique tastes and specific situations.

Maximum Efficiency

ThinQ minimizes energy consumption and can even track your energy usage and expenditure. Beyond mechanical advancements, ThinQ provides unrivaled energy efficiency by utilizing a combination of analytics, sensors and usage data.

INDEX

010

010 - 169

RESIDENTIAL

WALL MOUNTED 022

PORTABLE AIR CONDITIONER 062

HEAT PUMP WATER HEATER 070

MULTI SPLIT 084



170

170 - 303

COMMERCIAL

SINGLE SPLIT 174

HIGHLIGHTS OF LG AIR CONDITIONERS

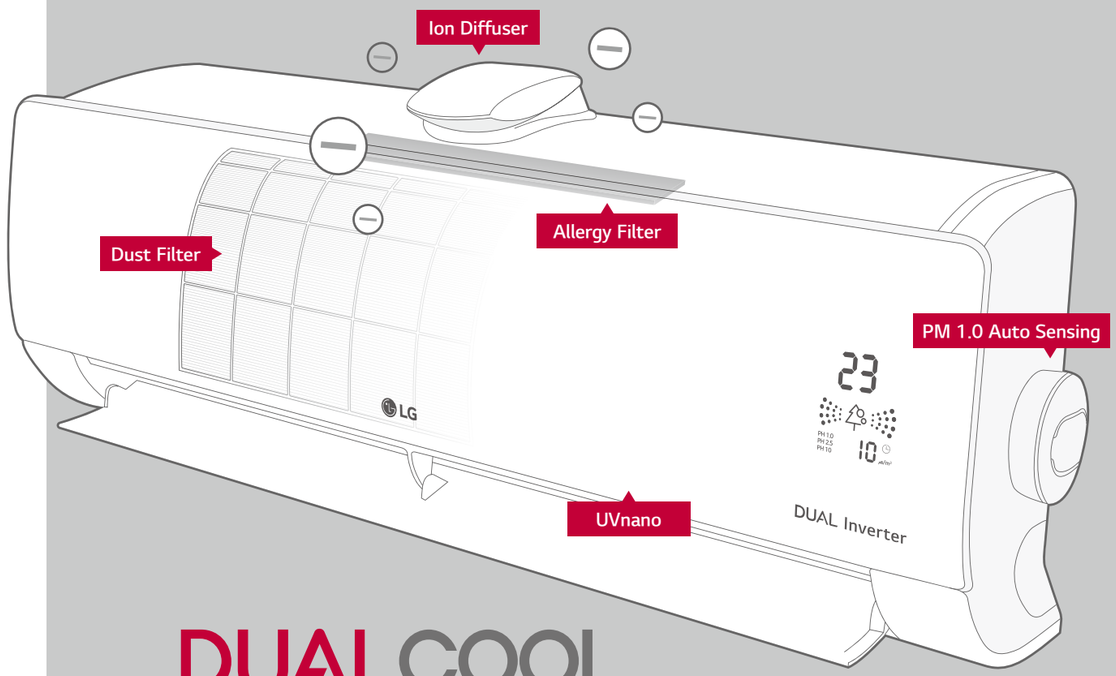

DUALCOOL
with Air Purification

SPACE ART
DESIGN

Unique designs that
enhance your interior's effects

reddot design award winner 2021

iF DESIGN AWARD

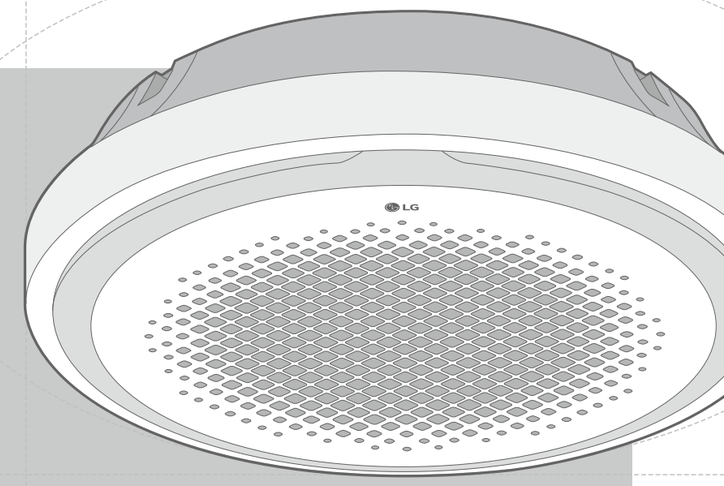

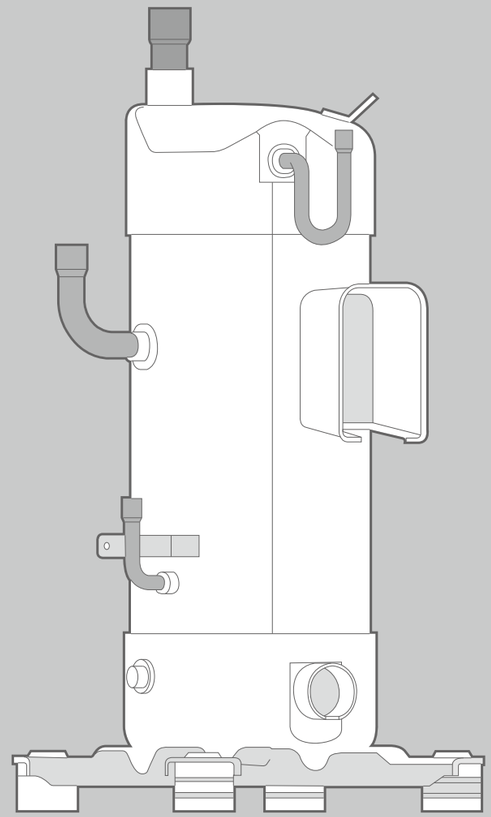

ADVANCED TECHNOLOGIES
R1 COMPRESSOR

Revolutionary Scroll Compressor is applied for high-efficiency and reliability

HiPOR™

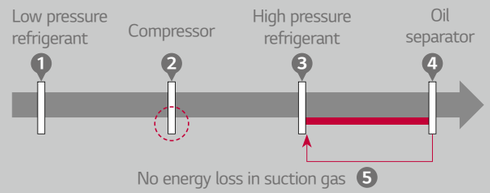



EASY AND SIMPLE
VOICE CONTROL

Easier and more convenient!

OK Google,
turn on the air conditioner

Sure, turning on

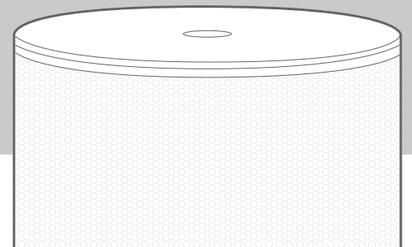

10 YEAR WARRANTY
EXTREME DURABILITY

Reliable Air Conditioner

DUAL INVERTER COMPRESSOR | 10 YEAR WARRANTY | TÜVRheinland

010 - 169
RESIDENTIAL

WALL MOUNTED

PORTABLE AIR CONDITIONER

HEAT PUMP WATER HEATER

MULTI SPLIT

Enjoy A New Level Of Fresh Air

AirCare Complete System™

With today's technology, fast cooling, energy efficiency and basic filtration have become the standard benefits of an air conditioning unit. So how can customers decide what will work for them?

For us, it's simple. LG's AirCare Complete System™ combines a unique purifying technology, UVnano™ , with an advanced filtration system.

What is the AirCare Complete System™ ?

Filtering System + UVnano™

Total Care Inside And Out



Enjoy A New Level Of Fresh Air

AirCare Complete System™

For more LG Air Conditioner information, please visit our Youtube channel through QR code.

LG DUALCOOL, LG ARTCOOL brings the freshness of nature indoors.
The AirCare Complete System™ uses a filtration process with UVnano™ and Ionizer technology that removes fine dust and bacteria, allowing customers to breathe healthy, purified air.

ARTCOOL™
MIRROR

Auto Cleaning
Automatically dries out any moisture collected in the unit to prevent the formation of harmful particles.

Pre-Filter™
Traps big dust particles from the start.



Allergy Filter
Removes allergy-causing substances, such as house dust mites, floating in the air.

UVnano™
Keeps your fan 99.99% bacteria-clean with UV LED light to ensure fresh and clean air is delivered.

Plasmaster™ Ionizer++
Keeps the air cool and healthy by deodorizing the air as well as removing 99.9% of adhering bacteria.

DUALCOOL™
DELUXE

Auto Cleaning
Automatically dries out any moisture collected in the unit to prevent the formation of harmful particles.

Pre-Filter™
Traps big dust particles from the start.



Allergy Filter
Removes allergy-causing substances, such as house dust mites, floating in the air.

UVnano™
Keeps your fan 99.99% bacteria-clean with UV LED light to ensure fresh and clean air is delivered.

Plasmaster™ Ionizer++
Keeps the air cool and healthy by deodorizing the air as well as removing 99.9% of adhering bacteria.

Key Feature

Enhance your daily life with ThinQ

Voice control for a better life

- Intuitive control for convenient, anytime, anywhere access
- Increased comfort that is accessible and simple for anyone
- Time saving without the burden of searching for the remote control

Simple voice control is convenient and accessible

Enjoy the time you'll save not searching for the remote control. DUALCOOL™ models are also compatible with AI speakers such as ThinQ with Google Assistant, Google Home and more. From now on, don't bother pressing any buttons. Use your voice instead.

Step 1

Voice command to AI Speaker.

Step 2

AI Speaker changes user input from voice to text.

Google Cloud

LG Cloud

Step 3

AI Speaker server recognizes user is invoking the Appliance skill. Passes the user's intent to LG Server.

ThinQ™

Step 4

LG Server activates appliance.

※ Smart features and voice assistant product may vary by country and model Check with your local retailer or LG for service availability.

Change The Nature Of Indoor Air
Breathe Fresh, Healthy Air
Enjoy A Breath Of Fresh Air

DUALCOOL
with Air Purification

Cooling + Heating + Air purification
Comfort 365 days per year

Removes Ultrafine dust
Ion Diffuser & Micro Dust filtering system

Real-time control & monitoring
ThinQ App



Key Feature

Air Conditioner and Air Purifier in One

PM 1.0 sensor is automatically activated and filtration system uses 5 million ions to capture and remove microscopic dust particles.

Step 1

PM 1.0 Auto Sensing
Detecting indoor dust concentration.

Step 2

Ion Diffuser
5 million negative ions emitted through the air attach to the microscopic paritcles.

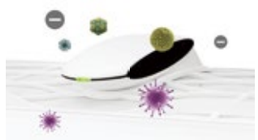

Step 3

Filtration System
Effective particle capture.
(Dust Filter / Micro Dust Filter / Allergy Filter)

Step 4

Display - Indoor Air Quality status
Display total IAQ. (4 colors)

※ IAQ : Indoor Air Quality



Clean Polluted

※ Smart features and voice assistant product may vary by country and model Check with your local retailer or LG for service availability.

Reduction of 0.1㎛(1/500 of hair) Micro Dust Up to 99.9%

Micro dust 0.1㎛(100nm) can be removed up to 99.9% within 109 minutes.

Test Result
0.1㎛ (100nm) Air Purifying Performance Test

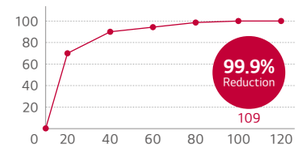

※ Test Condition
- Test Room size (W x H x D) : 4,000 x 3,000 x 2,500 (mm), Test model S3NM12JA1YB

Air Purification with Coverage Up to 29m²

Feel the difference in the air with coverage up to 29m².

Test Result
PM 2.5 Air Purifying Capability Test

TÜVRheinland

※ Coverage vary depending on the product capacity.
Testing by TUV Verification, SJ : 27.4m², SK : 29.3m

Four Seasons of Breeze

Enjoy comfort in all four seasons with cooling, heating, and air purification.

Comfort 365 days per year

Conveniently Manage Air Quality with ThinQ App

Check out air quality history with ThinQ.

※ For our policy of continuous ThinQ App improvement, specification, design and features are subject to change without prior notice.

INDOOR UNITS LINE-UP

○ Single Split Only ○● Compatible ● Multi Split Only

MODEL		kBtu	5	7	9	12	15	18	24
		kW	1.5	2.1	2.6	3.5	4.2	5.3	7.0
ARTCOOL	Gallery	Wi-Fi, R32			○ A09FT NSF	○ A12FT NSF			
ARTCOOL	Mirror	NEW, UV nano, Wi-Fi, R32		● AM07BK NSJ	○● AC09BK NSJ	○● AC12BK NSJ		○● AC18BK NSK	○● AC24BK NSK
ARTCOOL	Color	NEW, UV nano, Wi-Fi, R32			○● AB09BK NSJ	○● AB12BK NSJ		○● AB18BK NSK	○● AB24BK NSK
DUALCOOL	Prestige	Wi-Fi, R32			○ F09MT NSM	○ F12MT NSM			
DUALCOOL	Air Purification	NEW, UV nano, Wi-Fi, R32			○● AP09RK NSJ	○● AP12RK NSJ			
DUALCOOL	Deluxe	NEW, UV nano, Wi-Fi, R32		● DM07RK NSJ	○● DC09RK NSJ	○● DC12RK NSJ		○● DC18RK NSK	○● DC24RK NSK
DUALCOOL	Deluxe 2	Wi-Fi, R32			○● DC09RT NSJ	○● DC12RT NSJ			
DUALCOOL	Standard Plus	NEW, Wi-Fi, R32	● PM05SK NSA	● PM07SK NSA	○● PC09SK NSJ	○● PC12SK NSJ	● PM15SK NSJ	○● PC18SK NSK	○● PC24SK NSK
DUALCOOL	Standard 2	Wi-Fi, R32		● MS07ET NSA	○● S09ET NSJ	○● S12ET NSJ		○● S18ET NSK	○● S24ET NSK
DUALCOOL	Standard	R32			○ S09EQ NSJ	○ S12EQ NSJ		○ S18EQ NSK	○ S24EQ NSK

※ Refer to multi split line up for 5, 7, 15 kBtu indoor unit connection.

OUTDOOR UNITS LINE-UP

○ Single Split Only ○● Compatible ● Multi Split Only

MODEL		kBtu	5	7	9	12	15	18	24
		kW	1.5	2.1	2.6	3.5	4.2	5.3	7.0
ARTCOOL	Gallery	R32			○ A09FT UL2	○ A12FT UL2			
ARTCOOL	Mirror	R32			○ AC09BK UA3	○ AC12BK UA3		○ AC18BK UL2	○ AC24BK U24
ARTCOOL	Color	R32			○ AB09BK UA3	○ AB12BK UA3		○ AB18BK UL2	○ AB24BK U24
DUALCOOL	Prestige	R32			○ F09MT U24	○ F12MT U24			
DUALCOOL	Air Purification	R32			○ AP09RK UA3	○ AP12RK UA3			
DUALCOOL	Deluxe	R32			○ DC09RK UL2	○ DC12RK UL2		○ DC18RK UL2	○ DC24RK U24
DUALCOOL	Deluxe 2	R32			○ DC09RT UA3	○ DC12RT UA3			
DUALCOOL	Standard Plus	R32			○ PC09SK UA3	○ PC12SK UA3		○ PC18SK UL2	○ PC24SK U24
DUALCOOL	Standard 2	R32			○ S09ET UA3	○ S12ET UA3		○ S18ET UL2	○ S24ET U24
DUALCOOL	Standard	R32			○ S09EQ U	○ S12EQ UA3		○ S18EQ UL2	○ S24EQ U24

WALL MOUNTED

ARTCOOL / PRESTIGE / DUALCOOL with Air Purification / DELUXE / STANDARD PLUS / STANDARD

Cooling
Heating

				CORE TECH	PERFECT HEALTHCARE					SMART
				Dual Inverter Compressor	UVnano™	Ultrafine Dust Sensing (PM 1.0)	Plasmaster™ Ionizer++	Allergy Filter	Auto Cleaning	Voice Control
ARTCOOL	Gallery		9k, 12k	●					●	●
ARTCOOL	Mirror	NEW	9k, 12k, 18k, 24k	●	●		●	●	●	●
ARTCOOL	Mirror		7k [4] Only for Multi	●	●		●	●	●	●
ARTCOOL	Color	NEW	9k, 12k, 18k, 24k	●	●		●	●	●	●
DUALCOOL	Prestige		9k, 12k	●			●		●	●
DUALCOOL	Air Purification	NEW	9k, 12k	●	●	●		●	●	●
DUALCOOL	Deluxe	NEW	9k, 12k, 18k, 24k	●	●		●	●	●	●
DUALCOOL	Deluxe		7k [4] Only for Multi	●	●		●	●	●	●
DUALCOOL	Deluxe 2		9k, 12k	●			●		●	●
DUALCOOL	Standard Plus	NEW	9k, 12k, 18k, 24k	●				●	●	●
DUALCOOL	Standard Plus		5k / 7k / 15k [4] Only for Multi	●				●	●	●
DUALCOOL	Standard 2		9k, 12k, 18k, 24k	●					●	●
DUALCOOL	Standard 2		7k [4] Only for Multi	●					●	●
DUALCOOL	Standard		9k, 12k, 18k, 24k	●					●	

		SMART		ENERGY EFFICIENCY		COMFORT				EXTREME DURABILITY	FAST COOLING & HEATING		MULTI
		Embedded Wi-Fi	Smart Diagnosis	Active Energy Control	Energy Display	Comfort Air (Indirect Air)	4 Way Swing	Low Noise 19dB	Silent Mode 3dB	Gold Fin™	Jet Cool	Fast Heating	Compatible
ARTCOOL	Gallery	●					● 3 way			●	●	●	
ARTCOOL	Mirror	●	●	●	●	●	●	●	●	●	●	●	●
ARTCOOL	Mirror	●				●	●	●	●	Black Fin		●	
ARTCOOL	Color	●	●	●	●	●	●	●	●	●	●	●	●
DUALCOOL	Prestige	●	●	●	●	●	●	●	●	●	●	●	
DUALCOOL	Air Purification	●	●	●	●	●	●		●	●	●	●	●
DUALCOOL	Deluxe	●	●	●	●	●	●	●	●	●	●	●	●
DUALCOOL	Deluxe	●				●	●	●	●	Black Fin	●	●	
DUALCOOL	Deluxe 2	●	●	●	●	●	●	●	●	●	●	●	●
DUALCOOL	Standard Plus	●	●	●	●	●	●	●	●	●	●	●	●
DUALCOOL	Standard Plus	●				●	●	●	●	Black Fin	●	●	
DUALCOOL	Standard 2	●	●	●	●	●	●	●	●	●	●	●	●
DUALCOOL	Standard 2	●				●	●	●	●	Black Fin	●	●	
DUALCOOL	Standard		●	●	●	●	● (18/24k Only)	●	●	●	●	●	

Feature may vary for each model.
1. When connected to Multi Outdoor unit, Silent Mode 3dB is working by simply setting the dip switch on the PCB of the outdoor unit.
2. When combines with 40kBtu, Cooling A+, Heating A
3. Wi-Fi Ready : can be connected by using Wi-Fi controller (PWFMDD200)
4. Please refer to the specifications of Multi outdoor units.

powered by
DUAL Inverter Compressor™

What is the Dual Inverter Compressor?

A compressor is the heart of an air conditioner, and making sure it works effectively and noiselessly can be stressful and costly.

Product Reliability Improvement

The Dual Inverter Compressor reduces the vibration and with it the sound pressure levels. The reduction in vibration reduces the possibility of fractures occurring in the the surrounding pipework.

How it Works

Varied-Speed Dual Rotary
A compressor motor with a wider rotational frequency that is energy efficient and has a higher volumetric quick cooling capacity than any conventional compressors.

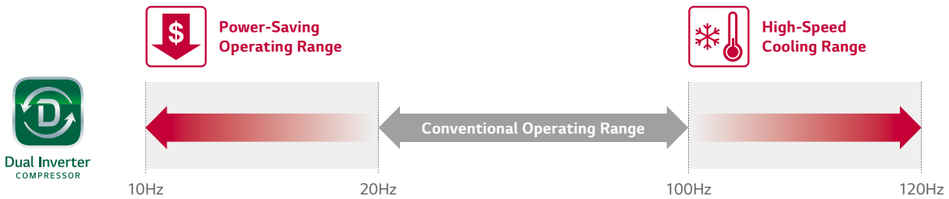

R32 Refrigerant

R32 refrigerant is a more eco-conscious refrigerant than the previous generation of refrigerants.

Pain Point

Due to accelerated global warming and the destruction of the ozone layer, various international conventions and meetings are held to enhance restrictions to the use of refrigerant or enforce the use of eco-conscious refrigerants. In order to reduce environmental destruction, refrigerant R32 is internationally acclaimed for being eco-couscious. This low volume refrigerant is more efficient than conventional refrigerants and boasts a 68% reduced global warming potential.

Benefit

Eco-conscious refrigerants reduce environmental pollution.

Alleviate Global Warming & Ozone Layer Destruction
R32 is more efficient in smaller volumes compares to existing R410A refrigerant, which decreases potential contribution to global warming.

	R410A	R32
Composition	Blend of R32 50% + R125 50%	Pure R32 (No blend)
GWP (Global Warming Potential)	2087.5	675

High Compressibility
R32's high compressibility rate gives more powerful cooling performance and efficiency compared to existing refrigerant R22 and R410A.

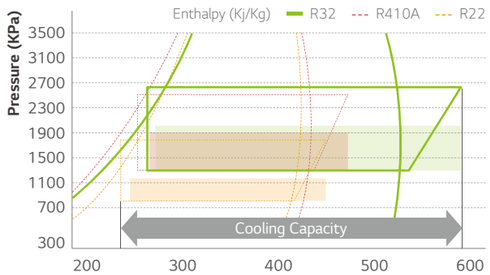

UVnano™

For more LG Air Conditioner information, please visit our Youtube channel through QR code.

LG DUALCOOL, keeping the fan (inside the unit) 99.99% bacteria-free with ultraviolet light to ensure that the air passing through is clean too.

※ UVnano is an integrated marketing name that applies LG Electronics' entire home appliances and it is a compound of the words UV(ultraviolet) and nanometer (unit of length).

What is UVnano™ and How it Works?

- Emit Ultraviolet rays of UVC wavelength directly damage the DNA of microorganisms (bacteria/mold/viruses) making it impossible for them to multiply.
- High absorption into DNA at 260 to 270 nm wavelengths

DNA Absorption Efficiency by Wavelength

Electromagnetic Spectrum and Types

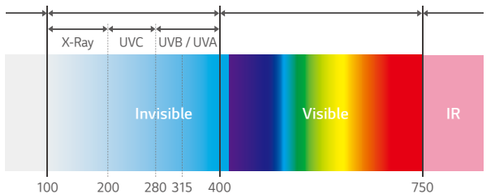

Destruction Nuclear Sequence (Chain)

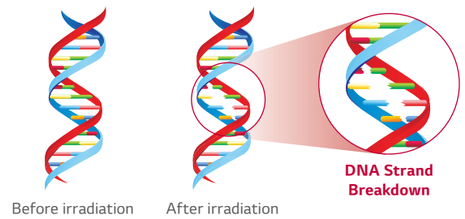

UVC Applied Product

LG Product

Humidifier | Stand AC | Water Purifier | Refrigerator

Various Product Lines

Utensil | Earbud | Surgery Kit | Air Cleaning Robot

Benefit & Verification

Keep the fan 99.99% bacteria-clean for a cleaner breeze.

Test Result

Removes up to **99.99%** of bacteria from the internal fan.

TÜVRheinland®

※ Test Condition
- Test Model : S3NM12JL1GA(SJ), S3NM24K21GA(SK)
- Test Standard : LG test method with referenced to ISO 20743:2007
- Bacteria : Staphylococcus aureus, Staphylococcus epidermidis, Klebsiella pneumoniae

Plasmaster™ Ionizer++

For more LG Air Conditioner information, please visit our Youtube channel through QR code.

The powerful Plasmaster™ Ionizer++ remove you from bad odors and Escherichia coli and Staphylococcus in the surface with over 3 million ions for a safer, cleaner indoor environment.

※ Specifications may vary for each model.
※ Depending on the experimental conditions.

How It Works

Reduction and Deodorization (Utilizes Over 3 Million Ions)
Plasmaster Ionizer+ reduces E.coli and Staphylococcus in the surface with over 3 million ions.

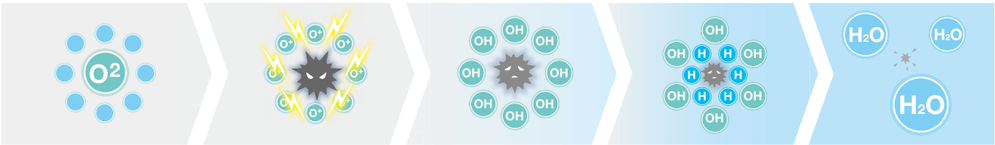

Ion Cluster Generation	Surrounding Harmful Substances	OH Radical Production	Chemical Reaction	Sterilization
Ions are released into air	H- and O- bond to harmful particles	OH radicles inactivate harmful substances	OH radicles bond with H particles	H_2O molecules are produced

Test Result

Reduction Performance Evaluations
Reduce Bacteria E.coli over 99.9% in 30 min.

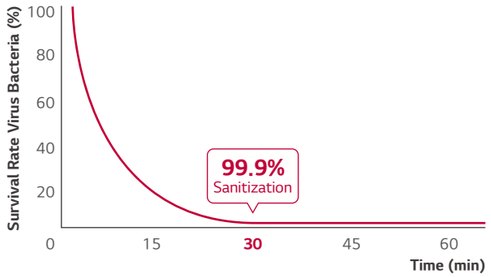

※ Test Conditions :
Space : 52m³ Chamber (measuring with the specimen in the center of test chamber)
Temperature & Humidity : Normal
Bacteria : E coil colon bacillus
Tested by Intertek

Sterilize staphylococcus over 99.6% in 60 min

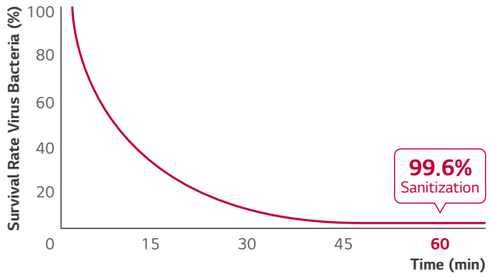

※ Test Conditions :
Space : 52m³ Chamber (Measuring with the specimen in the center of test chamber)
Temperature & Humidity : Normal
Bacteria : Staphylococus Aureus
Tested by Intertek

Benefit & Verification

TUV has verified to remove 99% of 3 kinds of adhering bacteria
- Escherichia coli
- Staphylococcus aureus
- Pseudomonas aeruginosa

Intertek has verified that tobacco adhesive odor intensity is reduced from 3.6 to under 1.5 after 60 min.
- Toluene, Ammonia, Acetic acid

Allergy Filter

Airflow from an air conditioner can cause or contribute to symptoms associated with allergies or asthma. However, LG units boast an interior filter that can absorb these harmful substances, such as dust mites, pollen, fungi, and mold, that float throughout the air.

How It Works

Removes allergy-causing substances, such as dust mites that can be found in the air.

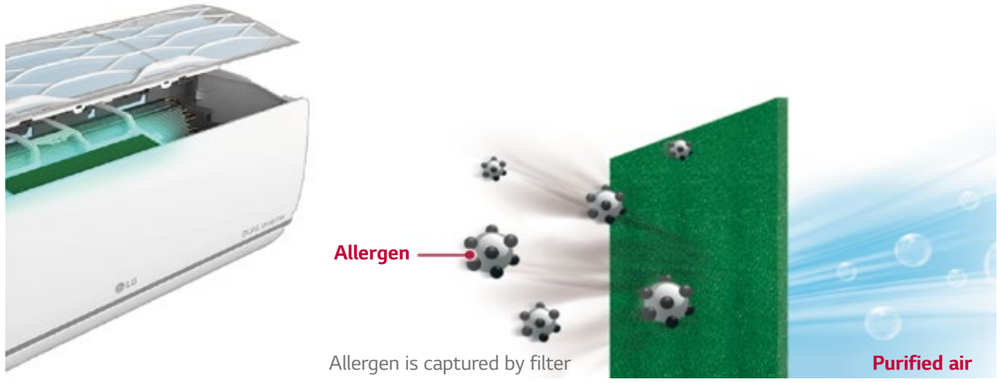

Certification

Specially coated filter reduces

* Test Condition Disclaimer
A filter is coated to absorb harmful substances that can cause allergies.
The air conditioner strongly absorbs indoor air and removes allergy-causing substances, such as house dust mite, fungi, mold, floating in the air.

Allergy UK (a world-renowned organization) is a British medical charity dedicated to helping adults and children with their allergies. The charity was founded in 1991 as the British Allergy Foundation, and in 2002 the operational name of the charity became Allergy UK. Allergy UK endorses certain products that restrict or remove high levels of allergens and gives them a Seal of Approval.

PM 1.0 Auto Sensor

As AC turns on, PM 1.0 sensor automatically operates to capture and remove microscopic dust particles including ultra fine dust.

※ Specifications may vary for each model. ※ Depending on the experimental conditions.

- AQI (Air Quality Index) is displayed in unit of 1 within 8~999 μg/m³.
- AQI (Air Quality Index) may continuously change according to changes in the indoor environment.
- Overall cleanliness color is displayed based on the highest contamination level among fine dust (PM10), ultra fine dust (PM2.5), and super ultrafine dust (PM1.0).
- Overall cleanliness color is displayed in 4 levels according to the indoor contamination level.
- If dust concentration is high, the difference between the displayed dust concentration and the actual dust concentration may increase.

During the operation, if you press PM SENSOR button, you can check the indoor cleanliness in each level.

Color	Level	Display standard (μg/m³)		
		Super ultra fine dust (PM 1.0)	Ultra fine dust (PM 2.5)	Fine dust (PM 10)
Green	Good	12 or less	12 or less	54 or less
Yellow	Normal	13 - 35	13 - 35	55 - 154
Orange	Bad	36 - 55	36 - 55	155 - 254
Red	Very Bad	56 or more	56 or more	255 or more

❶ Overall cleanliness color display
❷ Dust size dust concentration display

Guide to dust particles' size

- Finedust : Dust with particle size of 10μm or less (Generated from workplace combustion, vehicle exhaust, etc.)
- Ultrafine Dust : Dust with particle size of 2.5μm or less (Composed of ion component, carbon compound, and metal compound)
- Super Ultrafine dust* : Dust with particle size of 1.0μm or less (Cigarette smoke, etc.)

AQI (Air Quality Index) evaluation is carried out with LG standard test dust.

* Minimum capturing size of particle : 0.02μm
※ PM : Particulate matter is the sum of all solid and liquid particles suspended in air many of which are hazardous.
This complex mixture includes both organic and inorganic particles, such as dust, pollen, soot, smoke, and liquid droplets.

Auto Cleaning

The interior of the air conditioner is maintained clean by drying off the heat exchanger, then cleaning the interior once more.

※ Specifications may vary for each model.

Pain Point

The main cause of odor within air conditioners is mold and bacteria growing on the heat exchanger.
These germs can spread when the heat exchanger is wet.

How It Works

Cleans Filter with Regular Air Flow

The comprehensive auto cleaning function prevents the formation of bacteria and mold on the heat exchanger, providing an enhanced environment.

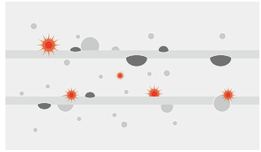

By dehumidifying, the auto cleaning function prevents potentially harmful substances from forming on the surface of the heat exchanger.

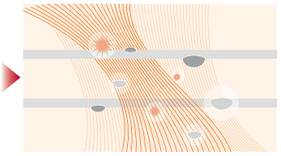

The indoor environment remains odorless with the advanced deodorizing function.

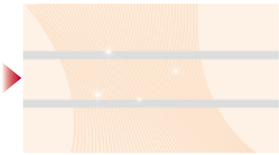

By preventing polluting of the heat exchanger caused by various germs and bacteria.

Benefit

Removes Harmful Particles

Auto Cleaning provides clean air by preventing bacteria, mold and odors that can otherwise accumulate in an indoor unit.

Bacteria Prevention

Odor Prevention

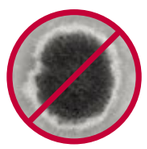

Mold Prevention

Embedded Wi-Fi

Control your air conditioners by using Android or iOS based smartphones.

ThinQ

Download the ThinQ app from Google or Apple app stores.

ThinQ™

Download on the App Store | GET IT ON Google Play

How it Works

Embedded Wi-Fi modem
Enable "ThinQ" on your air conditioner.

By using the embedded Wi-Fi modem, get ready for innovation without boundaries.

Easy Registration and Log-in
Follow the interactive set-up LG Account steps that will activate ThinQ's impressive features.

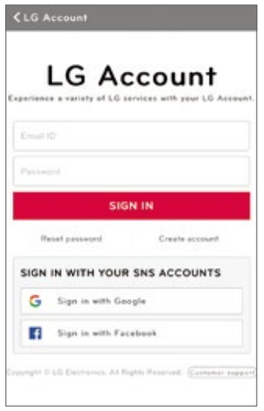

Wi-Fi Connectivity
Each individual member of your family can customize the air conditioner temperature and fan speed accordingly and then save the settings in their app to run it later. These settings can be saved for each air conditioner too.

Multiple Devices

Multi-Control

※ Can be controlled by multiple users, but not simultaneously.

Benefit

Simple operation for various functions

Energy Monitoring | Smart Diagnosis | Filter Management

Integrated Home Appliances Control
Monitor and control your LG appliances from one place.

Straight-forward management

Reservation | Energy Monitoring | Smart Diagnosis | Filter Management

Access your air conditioner anytime and from anywhere
with a Wi-Fi equipped device and LG's exclusive control app, ThinQ.

※ For our policy of continuous ThinQ App improvement, specification, design and features are subject to change without prior notice.

Smart Diagnosis

Smart Diagnosis allows you to monitor the health of your air conditioner directly from your smartphone.

※ Specifications may vary for each model.
※ When connected to Multi ODU, Smart Diagnosis function may not be supported.

What is Smart Diagnosis?

Smart Diagnosis allows users to conveniently check setup, installation, troubleshooting and other information directly from a smartphone.

※ Builds upon widespread smartphone use and offers greater USP diversification
※ Perfect for consumers who are unable to view information about their air conditioner via a display or remote control.

How it Works

Embedded Wi-Fi Model
By using "ThinQ" App and clicking "Start Smart Diagnosis", monitor and check diagnosis results conveniently via Wi-Fi.

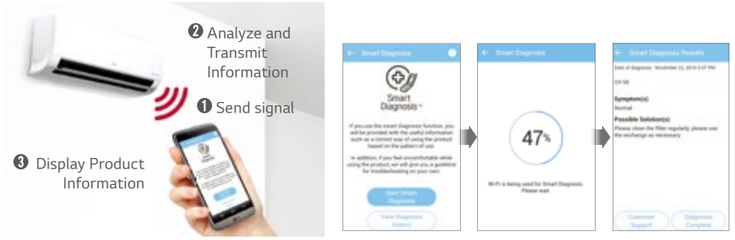

Non Embedded Wi-Fi Model

Benefit

Easily comprehensible error messages make detecting a solution and contacting the service center simple and convenient.

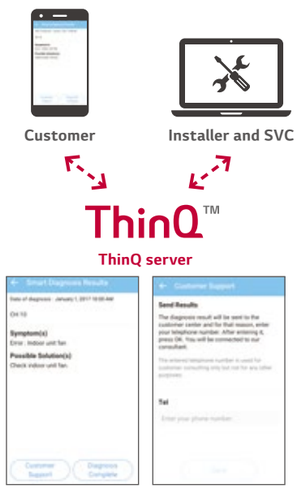

For Consumer

- Easily check operational status of a product without a display or one that provides limited information.
- Save energy by monitoring key operational information and power consumption.
- Using the Maintenance Guide helps to improve device performance and increase product life-span.

For Installer and SVC

- Understand the product better by easily confirming operational status and information.
- Intuitively diagnose problems by comparing current and past usage data.
- Maintain installation capabilities and reduce installation errors by quickly confirming device operational status.

※ For our policy of continuous ThinQ App improvement, specification, design and features are subject to change without prior notice.

SIMs

By connecting SIMs chip, you can check the status of your air conditioner and diagnose problems from your smartphone.

※ Specifications may vary for each model. ※ When connected to Multi ODU, SIMs function may not be supported.

What is the LG SIMs?

Monitor the status of your air conditioner and accurately diagnose problems by connecting it to a smartphone via a SIMs* chip.

* SIMs : Smart Inverter Monitoring System

How It Works

SIMs App

1. Use a SIMs chip to connect a smartphone to an air conditioner.
2. Monitor and diagnose problems in real time using the SIMs app.

Benefit

Easy Monitoring

Diagnose problems anytime, anywhere with a SIMs chip.

Easy Diagnosis & Quick Response

Easily monitor IDU/ODU and diagnose problems. Save and review diagnostic data.

Main
- Current outdoor temperature
- Indoor temperature
- Inverter compressor frequency
- Operating opening
- Error code
- Frequency limits Indoor.
- Outdoor fan speed

Indoor Unit
- Indoor Unit capacity
- Operation mode
- THM mode
- REM mode
- FAN operating condition
- EEV opening
- Room temperature
- Suction Temperature
- Intermediate temperature
- Exit temperature

Outdoor Unit
- Frequency
- Fan RPM
- DC Link
- Input current
- Input voltage
- EEV operation mode
- Restart timer
- Compressor mode
- EEV opening

Chart
- Room temperature
- Heat exchanger pipe temperature
- Compressor discharge temperature
- Frequency
- Outdoor temperature
- Compressor suction temperature
- Electric current
- Voltage

Certificate

US Radio Standard | Canada Radio Standard | Australia Radio Standard | Europe Radio Standard

※ Smartphone Requirements (iOS : 6.1 or later, Android : 2.3 or later)

Low Refrigerant Detection

Early notification of low refrigerant protects your air conditioner from the risk of damage.

※ Specifications may vary for each model. ※ Depending on the experimental conditions.
※ When connected to Multi ODU, Low Refrigerant Detection function may not be supported.

How It Works

Early Detection of Low Refrigerant Levels

The Air Conditioner is automatically shut down when low refrigerant level is detected.

3 Checkpoints for Low Refrigerant Level :

1) The heat exchanger temperature is comparatively cool
2) The outdoor unit is working properly
3) The energy consumption is working under a standard pattern

If any of the above conditions are not met, for a maximum of 4 times, after 15 minutes of Air Conditioner operation, a low refrigerant level is detected and the Air Conditioner is shut down.

Capacity and Effectiveness of the Refrigerant Levels

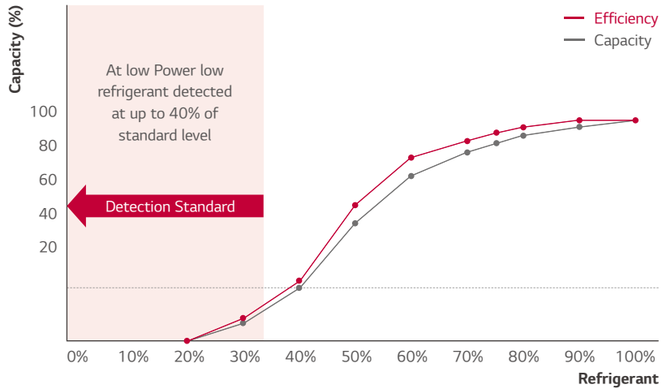

※ This function only works under the following conditions
- Indoor/Outdoor temperature is up to 20 degrees Celsius
- Cooling and dehumidification mode

Benefit

Longer Lifespan for Air Conditioner

When low refrigerant Level is detected, it alternately shows CH and 36 on the display.

Inside Insulator Melting | Oil Fire | Rotor Burnout

※ Some models show CH and 38 alternately on the display.

Supreme Energy Efficiency

LG's revolutionary Inverter technology boasts powerful yet quiet performance while minimizing energy consumption. With world-class energy efficiency, enjoy comfort as well as energy savings.

※ Based on F09MT Model. ※ Specifications may vary for each model.

High Efficient Compressor and Reversing Valve

Rotary Compressor and Motor Efficiency
The number of suction connections has been reduced from two to one to increase the efficiency of the refrigerant compression during low speed conditions. The DC motor in LG air conditioners remains unsurpassable incomparable to in the world's top class efficiencies.



Bi-Stable Reversing Valve
The Input power of 4 way valve has been reduced to 0W by using a Bi-Stable type.



Improved Inverter Drive Efficiency

Used to optimize the time of current flow by controlling the number of converter switching according to energy consumption status. Displays comparatively higher performance and advanced energy efficiency than conventional Inverter air conditioner by reducing power loss with an advanced material component called SiC.



Energy Display

LG's Energy Display panel monitors the amount of energy levels used. Reduce energy consumption while enjoying a comfortable indoor environment by checking your energy level directly on the AC panel.

※ Specifications may vary for each model. ※ When connected to Multi ODU, Energy Display function may not be supported.

How it Works

Magic Display & Remote Control
With the push of a button on the remote control, indoor unit's LCD display shows the current and total energy use, thus making the users aware of reducing energy consumption.



Benefit

Normal Mode
Current Setting Temp.

Electric Power
Displays Current Energy Use

Active Energy Control 4 - Step

LG's Active Energy Control adjusts the energy consumption level and cooling capacity by controlling maximum frequency of the compressor motor.

※ Specifications may vary for each model. ※ Depending on the experimental conditions.
※ When connected to Multi ODU, Active Energy Control function may not be supported. ※ Active Energy Control works only cooling mode.

Concept & Benefit

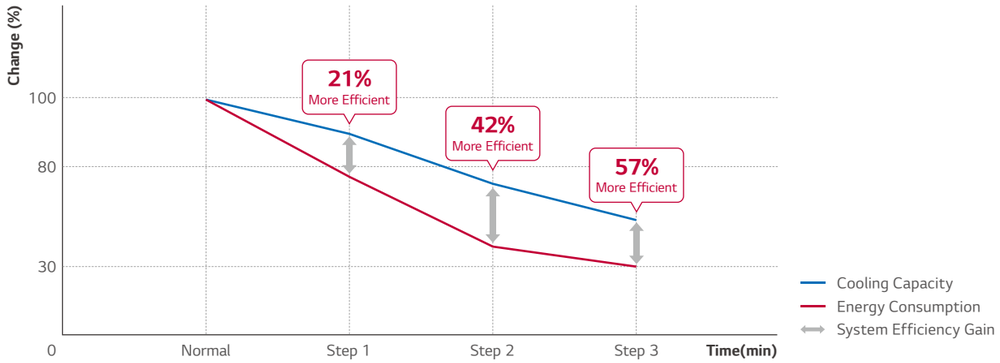

※ Test Conditions : Normal Temperature (Indoor Temperature at the Cooling Mode : 28°C, Outdoor Temperature : 32°C)
※ Test Model : DC12RH

How It Works

NORMAL 100% energy usage
Many people and high-activity level.

STEP 1 80% energy usage
Few people and moderate-activity levels.

STEP 2 60% energy usage
Fewer people and low-activity levels.



STEP 3 40% energy usage
Fewest people with no activity.



Comfort Air (Indirect Air)

LG provides pure hygienic and temperature regulated atmosphere surrounding your living space. An automatic vane angle adjustment sets perfect vane angle and air volume.

※ Specifications may vary for each model.

Concept

Comfort Air changes the air flow angle to ensure that air is directed away from occupants to promote more comfortable environments optimized for sleeping and more.

How It Works

Control Panel

Remote Control

Comfort Vane

This option conveniently sets an AC's louvers to a preset position so that outflowing air is directed away from a room's occupants.

Scene 1: Inclines to a maximum 80° angle.
Sets vane angle to highest position :
Optimized for gentle airflow cooling.

Indoor Unit Display

Remote Controller Display



Scene 2: Declines to a maximum 10° angle.
Sets vane angle to lowest position :
Optimized for gentle airflow heating.

Indoor Unit Display

Remote Control Display

4 Way Swing

Cool air reaches out to the entire room regardless of where the air conditioner is installed.

※ Specifications may vary for each model.

How It Works

6-Step Vane, Control up to 70°
The vertical vane, which moves up and down, has 6 different settings including full-auto swing.

5-Step Louver, Control up to 110°
The louver, which sways left and right, has 5 different settings including full auto-swing.

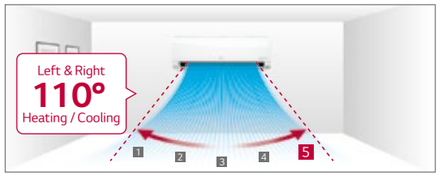

※ Angle can be different from each model and working mode.

Easy and Simple Control

Airflow direction can be changed by ThinQ Wi-Fi app.

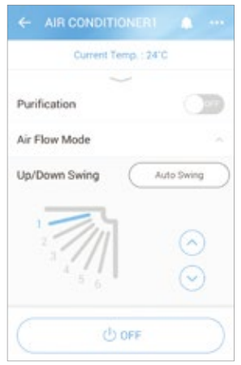

Up/Down Swing

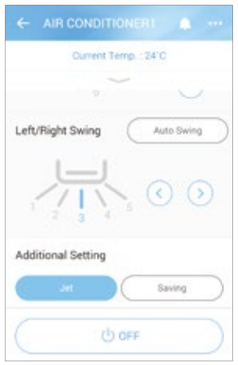

Left/Right Swing

※ For our policy of continuous ThinQ App improvement, specification, design and features are subject to change without prior notice.

Low Noise

LG air conditioners operate at 19dB low noise level.

※ Specifications may vary for each model.

How It Works

LG's Unique Skew Fan
By minimizing the surface pressure of the fan blade when in contact with the air, the noise produced by the air conditioning unit is reduced to a remarkably low level.

Conventional **Skew Fan**

ALVC (Active Low Vibration Control)
A speed-error component estimates the load to compensate for imbalances, which are the primary causes of vibration and noise, enabling the rotation of the motor without vibration at low Hz levels.

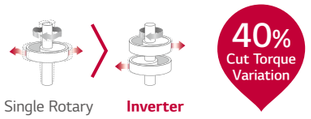

Single Rotary **Inverter**

BLDC Fan Motor
With strong torque and powerful ND magnetism as well as precise speed control of 13 different steps for smooth operation, the BLDC motor provides substantial air volume and high static pressure, while keeping electrical and mechanical noise lower, and making high-speed operation available.

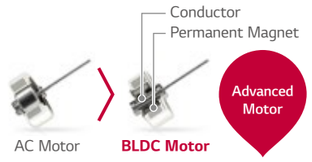

AC Motor **BLDC Motor**

AC Motor
- Low efficiency.
- Heat problem during overhauling.
- Difficult precise speed control.

BLDC Motor
- Low electric and mechanical noise.
- Precise speed control durable.

Benefit

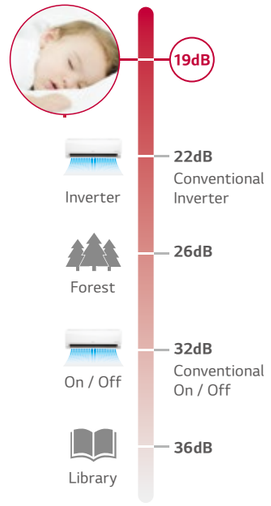

Quick & Easy Installation

LG air conditioners are designed for an easy and efficient installation, making it possible to install several units in a short period of time.

※ Specifications may vary for each model.

Concept

By reducing the manpower and time required for installation, it is now possible to install more units in less time.

How It Works

One Simple Packing Box

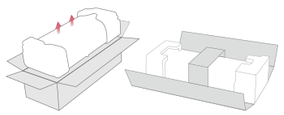

Conventional **LG**

Installation Plate Improvement
LG's installation plate is larger and customized to reduce installation time.

Installation Support Clip
A support clip creates adequate space between the wall and the unit for easier installation.

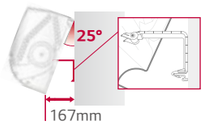

Wider Tubing Space
The space provided for tubing facilitates the whole installation process and hides the unorganized parts, making it appear clean and tidy.

Conventional **LG**

Detachable Bottom Cover
The air conditioner's bottom cover is detachable for easier installation and access.

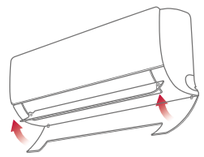

Quick button for running test
The test button is conveniently located and easy to find.

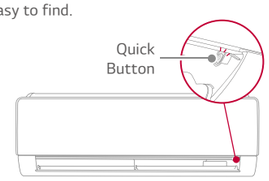

Silent Mode

Silent mode ensures a tranquil and serene experience for the user by reducing noise disturbances while you are resting.

※ Specifications may vary for each model.
※ Depending on the experimental conditions.
※ When connected to Multi Outdoor unit, Silent Mode is working by simply setting the dip switch on the PCB of the outdoor unit.

How It Works

In Silent Mode, the overall sound level of the outdoor unit drops by up to 3dB and the sound level of the indoor unit also decreases.

Press the Silent Button

Controls the Outdoor Compressor

Test Result

Noise Comparison Graph

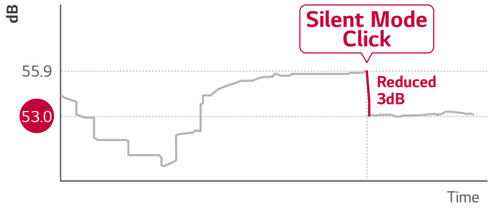

※ Test Conditions
Spec : Selecting Silent Mode reduces the noise of an outdoor fan unit by 3dB.
Assessment : 36.2 dB emitted from center/side of unit at a distance of 1m.

10-Year Inverter Compressor Warranty

With confidence in product quality and a desire to enhance the lives of customers, LG provides a 10-year warranty on the Residential Air Conditioners' Inverter Compressor.

※ Specifications may vary for each model.

What is the 10 Year Warranty?

With the 10-year warranty on the compressor, users can be assured of the functionality of our product for a longer period of time.



Benefit & Verification

Reliable Air Conditioner
Product safety is emphasized by offering a 10-year warranty on the compressor to reassure customers about product durability.

DUAL INVERTER COMPRESSOR | 10 YEAR WARRANTY

Verification
TUV Rheinland, Long Term Accelerated-reliability Test & High Marginal Test

Single Rotary Type Twin Rotary Type

※ Long Term Accelerated-Reliability test
LG's unique testing method with reinforced operating condition for a product life assurance to test and determine the product life cycle in a short period of time by accelerating the life cycle.
※ High Marginal Test
Test method to secure durability in various adverse conditions that may occur in the field by performing comp reliability test against higher pressure and temperature than the designed range of pressure and temperature which the comp operates in.
※ Verification obtained from TUV Rheinland for 10-year product life cycle.

Gold Fin™

The Gold Fin™ coating protects the surface of the heat exchanger from unnecessary wear and corrosion.

※ Specifications may vary for each model. ※ Depending on the experimental conditions.

How It Works

Corrosion-resistant protective layer
The gold-colored special coating on the fin of the heat exchanger prevents corrosion, extending the life of the unit.

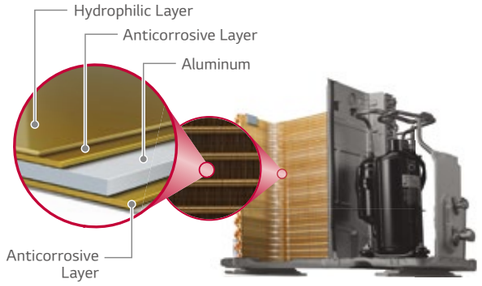

Test Result

Conventional Fin **Gold Fin™**



* Test result 360 hrs. after being exposed to sodium chloride.

Fast Cooling

The cool airflow rapidly reaches all the corners of the room, keeping the space cool and comfortable.

※ Specifications may vary for each model. ※ Depending on the experimental conditions.

Pain Point

Bigger Skew Fan
A 25% larger skew fan emanates highly powerful blasts of air.



Cooling Outlet
A larger, optimally designed cooling outlet emanates to large areas and cools spaces faster.

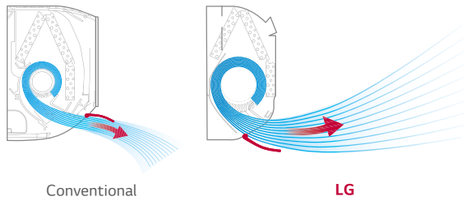

Test Result

Test Result

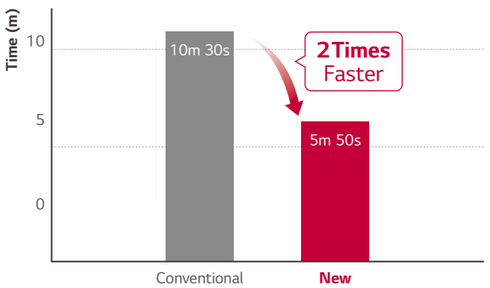

※ Test Conditions :
Indoor temperature 33°C, Outdoor temperature 35°C,
Relative humidity 60%, Setting temperature 26°C
Test room size : 4.3 m * 7.0 m * 2.3 m

Changes in Temperature Over 30 Minutes



※ Test Conditions :
Outdoor temperature : 35°C, Indoor temperature : 33°C,
Humidity : 60%, Remote control : 26°C High
Test room size : 4.3 m * 7.0 m * 2.3 m

Jet Cool

The cool airflow reaches all the corners of the room, keeping the space cool and comfortable.

※ Specifications may vary for each model. ※ Depending on the experimental conditions.

How It Works

One Click "Jet Mode"
Reduces the temperature of outflowing air to 18°C for 30 minutes with just one click.



More Powerful Performance

By reducing the second vortex, which decreases airflow within the air outlet, and enlarging the fan size, the amount of airflow is increased to 13.0 CMM.



Fast Heating

LG Residential Air Conditioners satisfy your heating needs while consuming less energy, by heating a wider space in a shorter period of time to create a warm and comfortable living environment.

※ Specifications may vary for each model. ※ Depending on the experimental conditions.

How It Works

4 Way Auto Swing (Easy Airflow Control)
4 Way Auto Swing adjusts airflow based on the surrounding environment, allowing for optimal distribution of warm air to living areas and enabling quick heating.



Vertical Airflow
When heating, the vane sends heated air downwards to maintain a pleasant and balanced room temperature.

Benefit & Test Result

22% Quick Heating

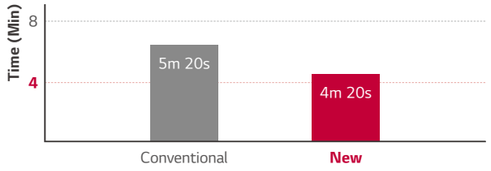

※ Test Conditions :
Outdoor temperature : 7°C, Indoor temperature : 12°C,
Humidity : 87%, Remote control : 30°C Power

Changes in Temperature Over 20 Minutes

Conventional	5min	10min	15min	20min
0.1m				
New	5min	10min	15min	20min
0.1m				

※ Test Conditions :
Outdoor temperature : 7°C, Indoor temperature : 12°C,
Humidity : 87%, Remote control : 30°C Power

Wi-Fi

R32

Auto Cleaning | Voice Control | Embedded Wi-Fi | 3 Way Swing | Gold Fin™ | Jet Cool | Fast Heating

Dual Inverter COMPRESSOR

EUROVENT CERTIFIED PERFORMANCE www.eurovent-certification.com

LG participates in the ECP programme for EUROVENT VRF program.
Check ongoing validity of certification
: www.eurovent-certification.com

Single Combination

UNIT				9K	12K
INDOOR				**A09FT NSF**	**A12FT NSF**
Capacity	Cooling	Min. / Rated / Max.	kW	0.89 / 2.50 / 3.70	0.89 / 3.50 / 4.04
	Heating	Min. / Rated / Max.	kW	0.89 / 3.30 / 4.10	0.89 / 4.00 / 5.10
	Heating -7°C	Rated	kW	3.20	3.50
Power Input	Cooling / Heating	Rated	W	658 / 831	1,050 / 1,108
EER			W/W	3.80	3.33
S.E.E.R.				6.80	6.60
P design C			kW	2.50	3.50
COP			W/W	3.97	3.61
S.C.O.P		(Average / Warmer)		4.00 / 4.60	4.00 / 4.60
P design H (Average / Warmer)			kW	2.70 / 1.50	2.70 / 1.50
Energy Label (A+++ to D Scale)	Cooling			A++	A++
	Heating	(Average / Warmer)		A+ / A++	A+ / A++
Annual Energy Consumption	Cooling		kWh	129	186
	Heating	(Average / Warmer)	kWh	945 / 457	945 / 457
Sound Pressure	Cooling	S / L / M / H	dB(A)	27 / 35 / 39 / 45	27 / 35 / 39 / 45
	Heating	L / M / H	dB(A)	35 / 39 / 45	35 / 39 / 45
Sound Power	Cooling		dB(A)	60	60
Air Flow Rate	Cooling	S / L / M / H / Max. (Power)	m^3/min	6.0 / 7.6 / 9.0 / 10.0	6.0 / 7.6 / 9.0 / 10.0
	Heating	L / M / H	m^3/min	6.1 / 7.8 / 9.3	6.1 / 7.8 / 9.3
Dehumidification Rate			l/h	1.1	1.3
Running Current	Cooling	Min. / Rated / Max.	A	1.10 / 3.20 / 6.00	1.10 / 4.90 / 6.00
	Heating	Min. / Rated / Max.	A	1.10 / 4.10 / 7.00	1.10 / 5.10 / 7.00
Starting Current	Cooling / Heating	Rated	A	3.20 / 4.10	4.90 / 5.10
Power Supply			Ø / V / Hz	1 / 220-240 / 50	1 / 220-240 / 50
Circuit Breaker			A	15	15
Power Supply Cable			N x mm^2	3 x 1.0	3 x 1.0
Power & Transmission Cable			N x mm^2	4 x 1.0 (Including Earth)	4 x 1.0 (Including Earth)
Dimension			mm	600 x 600 x 146	600 x 600 x 146
Net Weight			kg	14.4	14.4
Fan Motor Output			W	16.7	16.7
OUTDOOR				**A09FT UL2**	**A12FT UL2**
Operation Range	Cooling	Min. / Max.	°C DB	-15 / 48	-15 / 48
	Heating	Min. / Max.	°C DB	-10 / 24	-10 / 24
Sound Pressure	Cooling / Heating	High	dB(A)	51 / 51	51 / 51
Sound Power	Cooling	High	dB(A)	65	65
Air Flow Rate		High	m^3/min	35	35
Piping	Liquid (ODU / IDU)	Min. / Max.	m	3 / 20	3 / 20
	Elevation (ODU / IDU)	Min. / Max.	m	10	10
Piping Connection	Liquid	OD (Outside)	mm (inch)	6.35 (1/4)	6.35 (1/4)
	Gas	OD (Outside)	mm (inch)	9.52 (3/8)	9.52 (3/8)
Drain Hose Size		OD (Outside)	mm (inch)	21.5 (27/32)	21.5 (27/32)
Refrigerant	Type			R32	R32
	Charge at 7.5m		kg	0.800	0.800
			t-CO_2 eq	0.540	0.540
	Additional Charge		g/m	20	20
	GWP			675	675
Fan Motor Output			W	43	43
Compressor Type				Inverter Twin Rotary	Inverter Twin Rotary
Net Weight			kg	34.4	34.4
Dimension			mm	770 x 545 x 288	770 x 545 x 288
ACCESSORIES & OTHERS					
Multi Compatible				-	-
PI 485				Y	Y
Dry Contact				Y	Y
Wired Remote Controller				-	-

※ This product contains Fluorinated greenhouse gases (R32).
※ S : Sleep / L : Low / M : Medium / H : High
※ GWP : Global warming potential
※ t-CO_2eq : F-gas(kg)*GWP/1000
※ Specification, design and feature are subject to change without prior notice.

ARTCOOL MIRROR

R32 Wi-Fi UVnano™

UVnano™ | Plasmaster® Ionizer++ | Allergy Filter | Auto Cleaning | Voice Control | Embedded Wi-Fi | Smart Diagnosis | Active Energy Control | Energy Display | Comfort Air | 4 Way Swing | Low Noise | Silent Mode | Quick & Easy Installation | Gold Fin™ | Jet Cool | Fast Heating

Dual Inverter COMPRESSOR

EUROVENT CERTIFIED PERFORMANCE www.eurovent-certification.com

LG participates in the ECP programme for EUROVENT VRF program. Check ongoing validity of certification : www.eurovent-certification.com

Single Combination

UNIT				9K	12K	18K	24K
INDOOR				AC09BK NSJ	AC12BK NSJ	AC18BK NSK	AC24BK NSK
Capacity	Cooling	Min. / Rated / Max.	kW	0.89 / 2.50 / 3.70	0.89 / 3.50 / 4.04	0.90 / 5.00 / 5.50	0.90 / 6.60 / 7.42
	Heating	Min. / Rated / Max.	kW	0.89 / 3.30 / 4.10	0.89 / 4.00 / 5.10	0.90 / 5.80 / 6.40	0.90 / 7.50 / 8.64
	Heating -7°C	Rated	kW	2.60	3.00	4.20	6.00
Power Input	Cooling / Heating	Rated	W	656 / 800	1,080 / 1,050	1,562 /1,611	2,164 / 2,238
EER			W/W	3.81	3.24	3.20	3.05
S.E.E.R.				7.00	6.60	7.00	6.90
P design C			kW	2.50	3.50	5.00	6.60
COP			W/W	4.13	3.81	3.60	3.35
S.C.O.P		(Average / Warmer)		4.00 / 4.90	4.00 / 4.90	4.30 / 5.30	4.30 / 5.30
P design H (Average / Warmer)			kW	2.50 / 1.30	2.50 / 1.30	3.90 / 2.10	5.00 / 2.70
Energy Label (A+++ to D Scale)	Cooling			A++	A++	A++	A++
	Heating	(Average / Warmer)		A+ / A++	A+ / A++	A+ / A+++	A+ / A+++
Annual Energy Consumption	Cooling		kWh	125	186	250	335
	Heating	(Average / Warmer)	kWh	875 / 371	875 / 371	1,270 / 555	1,628 / 713
Sound Pressure	Cooling	S / L / M / H	dB(A)	19 / 27 / 35 / 41	19 / 27 / 35 / 41	31 / 34 / 39 / 44	31 / 34 / 42 / 47
	Heating	L / M / H	dB(A)	27 / 35 / 41	27 / 35 / 41	34 / 39 / 44	34 / 42 / 47
Sound Power	Cooling		dB(A)	59	59	60	65
Air Flow Rate	Cooling	S / L / M / H / Max. (Power)	m^3/min	3.0 / 4.2 / 7.5 / 10.0 / 12.5	3.0 / 4.2 / 7.5 / 10.0 / 12.5	8.0 / 10.5 / 13.0 / 14.5 /15.5	8.0 / 10.5 / 13.1 / 16.1 /18.3
	Heating	L / M / H	m^3/min	5.6 / 7.2 / 10.0	5.6 / 7.2 / 10.0	11.0 / 13.5 / 16.0	11.0 / 14.3 / 17.6
Dehumidification Rate			l/h	1.1	1.3	1.8	2.5
Running Current	Cooling	Min. / Rated / Max.	A	1.10 / 3.30 / 6.00	1.10 / 4.70 / 6.00	1.20 / 6.90 / 9.00	1.20 / 9.80 / 14.00
	Heating	Min. / Rated / Max.	A	1.10 / 4.00 / 7.00	1.10 / 4.70 / 7.00	1.20 / 7.10 / 9.50	1.20 / 10.00 / 14.00
Starting Current	Cooling / Heating	Rated	A	3.30 / 4.00	4.70 / 4.70	6.90 / 7.10	9.80 / 10.00
Power Supply			Ø / V / Hz	1 / 220-240 / 50	1 / 220-240 / 50	1 / 220-240 / 50	1 / 220-240 / 50
Circuit Breaker			A	15	15	20	25
Power Supply Cable			N x mm^2	3 x 1.0	3 x 1.0	3 x 1.5	3 x 2.5
Power & Transmission Cable			N x mm^2	4 x 1.0 (Including Earth)	4 x 1.0 (Including Earth)	4 x 1.0 (Including Earth)	4 x 1.0 (Including Earth)
Dimension			mm	837 x 308 x 192	837 x 308 x 192	998 x 345 x 212	998 x 345 x 212
Net Weight			kg	9.9	9.9	12.8	13.5
Fan Motor Output			W	30	30	30	58
OUTDOOR				AC09BK UA3	AC12BK UA3	AC18BK UL2	AC24BK U24
Operation Range	Cooling	Min. / Max.	°C DB	-10 / 48	-10 / 48	-15 / 48	-15 / 48
	Heating	Min. / Max.	°C DB	-10 / 24	-10 / 24	-10 / 24	-10 / 24
Sound Pressure	Cooling / Heating	High	dB(A)	48 / 50	48 / 50	53 / 55	54 / 57
Sound Power	Cooling	High	dB(A)	65	65	65	70
Air Flow Rate		High	m^3/min	27	27	35	49
Piping	Liquid (ODU / IDU)	Min. / Max.	m	3 / 15	3 / 15	3 / 20	3 / 30
	Elevation (ODU / IDU)	Min. / Max.	m	7	7	10	15
Piping Connection	Liquid	OD (Outside)	mm (inch)	6.35 (1/4)	6.35 (1/4)	6.35 (1/4)	6.35 (1/4)
	Gas	OD (Outside)	mm (inch)	9.52 (3/8)	9.52 (3/8)	12.7 (1/2)	15.88 (5/8)
Drain Hose Size		OD (Outside)	mm (inch)	21.5 (27/32)	21.5 (27/32)	21.5 (27/32)	21.5 (27/32)
Refrigerant	Type			R32	R32	R32	R32
	Charge at 7.5m		kg	0.700	0.700	1.000	1.100
			t-CO_2 eq	0.473	0.473	0.675	0.743
	Additional Charge		g/m	20	20	20	20
	GWP			675	675	675	675
Fan Motor Output			W	43	43	43	85
Compressor Type				Inverter Twin Rotary	Inverter Twin Rotary	Inverter Twin Rotary	Inverter Twin Rotary
Net Weight			kg	25.1	25.1	34.4	46.0
Dimension			mm	717 x 495 x 230	717 x 495 x 230	770 x 545 x 288	870 x 650 x 330
ACCESSORIES & OTHERS							
Multi Compatible				Y	Y	Y	Y
PI 485				-	-	-	-
Dry Contact				Y	Y	Y	Y
Wired Remote Controller				Y	Y	Y	Y

※ This product contains Fluorinated greenhouse gases (R32).
※ S : Sleep / L : Low / M : Medium / H : High
※ GWP : Global warming potential
※ t-CO_2eq : F-gas(kg)*GWP/1000
※ Specification, design and feature are subject to change without prior notice.

ARTCOOL COLOR

R32 Wi-Fi UVnano™

UVnano™ | Plasmaster® Ionizer++ | Allergy Filter | Auto Cleaning | Voice Control | Embedded Wi-Fi | Smart Diagnosis | Active Energy Control | Energy Display | Comfort Air | 4 Way Swing | Low Noise | Silent Mode | Quick & Easy Installation | Gold Fin™ | Jet Cool | Fast Heating

Dual Inverter COMPRESSOR

EUROVENT CERTIFIED PERFORMANCE www.eurovent-certification.com

LG participates in the ECP programme for EUROVENT VRF program. Check ongoing validity of certification : www.eurovent-certification.com

Single Combination

UNIT				9K	12K	18K	24K
INDOOR				AB09BK NSJ	AB12BK NSJ	AB18BK NSK	AB24BK NSK
Capacity	Cooling	Min. / Rated / Max.	kW	0.89 / 2.50 / 3.70	0.89 / 3.50 / 4.04	0.90 / 5.00 / 5.50	0.90 / 6.60 / 7.42
	Heating	Min. / Rated / Max.	kW	0.89 / 3.30 / 4.10	0.89 / 4.00 / 5.10	0.90 / 5.80 / 6.40	0.90 / 7.50 / 8.64
	Heating -7°C	Rated	kW	2.60	3.00	4.20	6.00
Power Input	Cooling / Heating	Rated	W	656 / 800	1,080 / 1,050	1,562 /1,611	2,164 / 2,238
EER			W/W	3.81	3.24	3.20	3.05
S.E.E.R.				7.00	6.60	7.00	6.90
P design C			kW	2.50	3.50	5.00	6.60
COP			W/W	4.13	3.81	3.60	3.35
S.C.O.P		(Average / Warmer)		4.00 / 4.90	4.00 / 4.90	4.30 / 5.30	4.30 / 5.30
P design H (Average / Warmer)			kW	2.50 / 1.30	2.50 / 1.30	3.90 / 2.10	5.00 / 2.70
Energy Label (A+++ to D Scale)	Cooling			A++	A++	A++	A++
	Heating	(Average / Warmer)		A+ / A++	A+ / A++	A+ / A+++	A+ / A+++
Annual Energy Consumption	Cooling		kWh	125	186	250	335
	Heating	(Average / Warmer)	kWh	875 / 371	875 / 371	1,270 / 555	1,628 / 713
Sound Pressure	Cooling	S / L / M / H	dB(A)	19 / 27 / 35 / 41	19 / 27 / 35 / 41	31 / 34 / 39 / 44	31 / 34 / 42 / 47
	Heating	L / M / H	dB(A)	27 / 35 / 41	27 / 35 / 41	34 / 39 / 44	34 / 42 / 47
Sound Power	Cooling		dB(A)	59	59	60	65
Air Flow Rate	Cooling	S / L / M / H / Max. (Power)	m^3/min	3.0 / 4.2 / 7.5 / 10.0 / 12.5	3.0 / 4.2 / 7.5 / 10.0 / 12.5	8.0 / 10.5 / 13.0 / 14.5 /15.5	8.0 / 10.5 / 13.1 / 16.1 /18.3
	Heating	L / M / H	m^3/min	5.6 / 7.2 / 10.0	5.6 / 7.2 / 10.0	11.0 / 13.5 / 16.0	11.0 / 14.3 / 17.6
Dehumidification Rate			l/h	1.1	1.3	1.8	2.5
Running Current	Cooling	Min. / Rated / Max.	A	1.10 / 3.30 / 6.00	1.10 / 4.70 / 6.00	1.20 / 6.90 / 9.00	1.20 / 9.80 / 14.00
	Heating	Min. / Rated / Max.	A	1.10 / 4.00 / 7.00	1.10 / 4.70 / 7.00	1.20 / 7.10 / 9.50	1.20 / 10.00 / 14.00
Starting Current	Cooling / Heating	Rated	A	3.30 / 4.00	4.70 / 4.70	6.90 / 7.10	9.80 / 10.00
Power Supply			Ø / V / Hz	1 / 220-240 / 50	1 / 220-240 / 50	1 / 220-240 / 50	1 / 220-240 / 50
Circuit Breaker			A	15	15	20	25
Power Supply Cable			N x mm^2	3 x 1.0	3 x 1.0	3 x 1.5	3 x 2.5
Power & Transmission Cable			N x mm^2	4 x 1.0 (Including Earth)	4 x 1.0 (Including Earth)	4 x 1.0 (Including Earth)	4 x 1.0 (Including Earth)
Dimension			mm	837 x 308 x 192	837 x 308 x 192	998 x 345 x 212	998 x 345 x 212
Net Weight			kg	9.9	9.9	12.8	13.5
Fan Motor Output			W	30	30	30	58
OUTDOOR				AB09BK UA3	AB12BK UA3	AB18BK UL2	AB24BK U24
Operation Range	Cooling	Min. / Max.	°C DB	-10 / 48	-10 / 48	-15 / 48	-15 / 48
	Heating	Min. / Max.	°C DB	-10 / 24	-10 / 24	-10 / 24	-10 / 24
Sound Pressure	Cooling / Heating	High	dB(A)	48 / 50	48 / 50	53 / 55	54 / 57
Sound Power	Cooling	High	dB(A)	65	65	65	70
Air Flow Rate		High	m^3/min	27	27	35	49
Piping	Liquid (ODU / IDU)	Min. / Max.	m	3 / 15	3 / 15	3 / 20	3 / 30
	Elevation (ODU / IDU)	Min. / Max.	m	7	7	10	15
Piping Connection	Liquid	OD (Outside)	mm (inch)	6.35 (1/4)	6.35 (1/4)	6.35 (1/4)	6.35 (1/4)
	Gas	OD (Outside)	mm (inch)	9.52 (3/8)	9.52 (3/8)	12.7 (1/2)	15.88 (5/8)
Drain Hose Size		OD (Outside)	mm (inch)	21.5 (27/32)	21.5 (27/32)	21.5 (27/32)	21.5 (27/32)
Refrigerant	Type			R32	R32	R32	R32
	Charge at 7.5m		kg	0.700	0.700	1.000	1.100
			t-CO_2 eq	0.473	0.473	0.675	0.743
	Additional Charge		g/m	20	20	20	20
	GWP			675	675	675	675
Fan Motor Output			W	43	43	43	85
Compressor Type				Inverter Twin Rotary	Inverter Twin Rotary	Inverter Twin Rotary	Inverter Twin Rotary
Net Weight			kg	25.1	25.1	34.4	46.0
Dimension			mm	717 x 495 x 230	717 x 495 x 230	770 x 545 x 288	870 x 650 x 330
ACCESSORIES & OTHERS							
Multi Compatible				Y	Y	Y	Y
PI 485				-	-	-	-
Dry Contact				Y	Y	Y	Y
Wired Remote Controller				Y	Y	Y	Y

※ Available in May
※ This product contains Fluorinated greenhouse gases (R32).
※ S : Sleep / L : Low / M : Medium / H : High
※ GWP : Global warming potential
※ t-CO_2eq : F-gas(kg)*GWP/1000
※ Specification, design and feature are subject to change without prior notice.

DUALCOOL PRESTIGE

R32 Wi-Fi

Plasmaster Ionizer++ | Dual Protection Filter | Auto Cleaning | Voice Control | Embedded Wi-Fi | Smart Diagnosis | Active Energy Control | Energy Display | 4 Way Swing | Low Noise 19dB | Silent Mode | Quick & Easy Installation | Gold Fin™ | Jet Cool | Fast Heating

Dual Inverter COMPRESSOR

EUROVENT CERTIFIED PERFORMANCE www.eurovent-certification.com

LG participates in the ECP programme for EUROVENT VRF program. Check ongoing validity of certification : www.eurovent-certification.com

Single Combination

UNIT				9K	12K
INDOOR				F09MT NSM	F12MT NSM
Capacity	Cooling	Min. / Rated / Max.	kW	0.30 / 2.50 / 4.00	0.30 / 3.50 / 4.25
	Heating	Min. / Rated / Max.	kW	0.30 / 3.20 / 6.90	0.30 / 4.00 / 7.32
	Heating -7°C	Rated	kW	4.30	4.70
Power Input	Cooling / Heating	Rated	W	490 / 593	833 / 785
EER			W/W	5.10	4.20
S.E.E.R.				9.40	9.10
P design C			kW	2.50	3.50
COP			W/W	5.40	5.10
S.C.O.P		(Average / Warmer)		5.10 / 6.60	5.10 / 6.60
P design H (Average / Warmer)			kW	3.70 / 2.05	3.80 / 2.05
Energy Label (A+++ to D Scale)	Cooling			A+++	A+++
	Heating	(Average / Warmer)		A+++ / A+++	A+++ / A+++
Annual Energy Consumption	Cooling		kWh	93	135
	Heating	Average	kWh	1,016	1,043
Sound Pressure	Cooling	S / L / M / H	dB(A)	19 / 27 / 35 / 40	19/27/35/40
	Heating	L / M / H	dB(A)	27 / 35/ 40	27 / 35/ 40
Sound Power	Cooling		dB(A)	60	60
Air Flow Rate	Cooling	S / L / M / H / Max. (Power)	m^3/min	6.6 / 8.7 / 11.1 / 12.4 / 15.5	6.6 / 8.7 / 11.1 / 12.4 / 15,5
	Heating	L / M / H	m^3/min	8.7 / 11.1 / 14.3	8.7 / 11.1 / 14.3
Dehumidification Rate			l/h	1.7	1.7
Running Current	Cooling	Min. / Rated / Max.	A	1.00 /3.80 / 8.10	1.00 / 6.10 / 8.10
	Heating	Min. / Rated / Max.	A	1.00 / 4.60 / 8.80	1.00 / 5.80 / 8.80
Starting Current	Cooling / Heating	Rated	A	3.80 / 4.60	6.10 / 5.80
Power Supply			Ø / V / Hz	1 / 220-240 / 50	1 / 220-240 / 50
Circuit Breaker			A	15	15
Power Supply Cable			N x mm^2	3 x 1.0	3 x 1.0
Power & Transmission Cable			N x mm^2	4 x 1.0 (Including Earth)	4 x 1.0 (Including Earth)
Dimension			mm	875 x 295 x 235	875 x 295 x 235
Net Weight			kg	11.0	11.0
Fan Motor Output			W	30	30
OUTDOOR				F09MT U24	F12MT U24
Operation Range	Cooling	Min. / Max.	°C DB	-10 / 48	-10 / 48
	Heating	Min. / Max.	°C DB	-25 / 24	-25 / 24
Sound Pressure	Cooling / Heating	High	dB(A)	48 / 50	48 / 50
Sound Power	Cooling	High	dB(A)	65	65
Air Flow Rate		High	m^3/min	49	49
Piping	Liquid (ODU / IDU)	Min. / Max.	m	3 / 20	3 / 20
	Elevation (ODU / IDU)	Min. / Max.	m	10	10
Piping Connection	Liquid	OD (Outside)	mm (inch)	6.35 (1/4)	6.35 (1/4)
	Gas	OD (Outside)	mm (inch)	9.52 (3/8)	9.52 (3/8)
Drain Hose Size		OD (Outside)	mm (inch)	21.5 (27/32)	21.5 (27/32)
Refrigerant	Type			R32	R32
	Charge at 7.5m		kg	1.000	1.000
			t-CO_2 eq	0.675	0.675
	Additional Charge		g/m	20	20
	GWP			675	675
Fan Motor Output			W	85	85
Compressor Type				Inverter Twin Rotary	Inverter Twin Rotary
Net Weight			kg	43.0	43.0
Dimension			mm	870 x 650 x 330	870 x 650 x 330
ACCESSORIES & OTHERS					
Multi Compatible				-	-
PI 485				-	-
Dry Contact				Y	Y
Wired Remote Controller				Y	Y

※ This product contains Fluorinated greenhouse gases (R32).
※ S : Sleep / L : Low / M : Medium / H : High
※ GWP : Global warming potential
※ t-CO_2eq : F-gas(kg)*GWP/1000
※ Specification, design and feature are subject to change without prior notice.

DUALCOOL with AIR PURIFICATION

RESIDENTIAL

WALL MOUNTED

R32 Wi-Fi UVnano™

UVnano™ | Allergy Filter | Auto Cleaning | Ultrafine Dust Sensing (PM 1.0) | Voice Control | Embedded Wi-Fi | Active Energy Control | Energy Display | Comfort Air | 4 Way Swing | Silent Mode | Quick & Easy Installation | Gold Fin™ | Jet Cool | Fast Heating

Dual Inverter COMPRESSOR

EUROVENT CERTIFIED PERFORMANCE www.eurovent-certification.com

LG participates in the ECP programme for EUROVENT VRF program. Check ongoing validity of certification : www.eurovent-certification.com

Single Combination

UNIT				9K	12K
INDOOR				AP09RK NSJ	AP12RK NSJ
Capacity	Cooling	Min. / Rated / Max.	kW	0.89 / 2.50 / 3.70	0.89 / 3.50 / 4.00
	Heating	Min. / Rated / Max.	kW	0.89 / 3.30 / 4.10	0.89 / 4.00 / 4.70
	Heating -7°C	Rated	kW	2.60	3.00
Power Input	Cooling / Heating	Rated	W	710 / 850	1,160 / 1,130
EER			W/W	3.52	3.02
S.E.E.R.				6.60	6.20
P design C			kW	2.50	3.50
COP			W/W	3.88	3.54
S.C.O.P		(Average / Warmer)		4.0 / 5.0	4.0 / 5.0
P design H (Average / Warmer)			kW	2.5 / 1.4	2.5 / 1.4
Energy Label (A+++ to D Scale)	Cooling			A++	A++
	Heating	(Average / Warmer)		A+ / A++	A+ / A++
Annual Energy Consumption	Cooling		kWh	133	198
	Heating	(Average / Warmer)	kWh	875 / 393	875 / 393
Sound Pressure	Cooling	S / L / M / H	dB(A)	21 / 27 / 35 / 42	21 / 27 / 35 / 42
	Heating	L / M / H	dB(A)	30 / 35 / 41	30 / 35 / 41
Sound Power	Cooling		dB(A)	59	59
Air Flow Rate	Cooling	S / L / M / H / Max. (Power)	m^3/min	3.0 / 4.2 / 6.6 / 10.0 / 11.0	3.0 / 4.2 / 6.6 / 10.0 / 11.0
	Heating	L / M / H	m^3/min	4.2 / 6.6 / 10.0	4.2 / 6.6 / 10.0
Dehumidification Rate			l/h	1.10	1.30
Running Current	Cooling	Min. / Rated / Max.	A	1.1 / 3.5 / 6.0	1.1 / 5.2 / 6.2
	Heating	Min. / Rated / Max.	A	1.1 / 4.0 / 7.0	1.1 / 5.1 / 7.0
Starting Current	Cooling / Heating	Rated	A	3.50 / 4.00	5.20 / 5.10
Power Supply			Ø / V / Hz	1 / 220-240 / 50	1 / 220-240 / 50
Circuit Breaker			A	15	15
Power Supply Cable			N x mm^2	3 x 1.0	3 x 1.0
Power & Transmission Cable			N x mm^2	4 x 1.0 (Including Earth)	4 x 1.0 (Including Earth)
Dimension			mm	857 x 348 x 189	857 x 348 x 189
Net Weight			kg	9.4	9.4
Fan Motor Output			W	30	30
OUTDOOR				AP09RK UA3	AP12RK UA3
Operation Range	Cooling	Min. / Max.	°C DB	-10 / 48	-10 / 48
	Heating	Min. / Max.	°C DB	-10 / 24	-10 / 24
Sound Pressure	Cooling / Heating	High	dB(A)	48 / 50	48 / 50
Sound Power	Cooling	High	dB(A)	65	65
Air Flow Rate		High	m^3/min	27	27
Piping	Liquid (ODU / IDU)	Min. / Max.	m	3 / 15	3 / 15
	Elevation (ODU / IDU)	Min. / Max.	m	7	7
Piping Connection	Liquid	OD (Outside)	mm (inch)	6.35 (1/4)	6.35 (1/4)
	Gas	OD (Outside)	mm (inch)	9.52 (3/8)	9.52 (3/8)
Drain Hose Size		OD (Outside)	mm (inch)	21.5 (27/32)	21.5 (27/32)
Refrigerant	Type			R32	R32
	Charge at 7.5m		kg	0.700	0.700
			t-CO_2 eq	0.473	0.473
	Additional Charge		g/m	20	20
	GWP			675	675
Fan Motor Output			W	43	43
Compressor Type				Inverter Twin Rotary	Inverter Twin Rotary
Net Weight			kg	26	26
Dimension			mm	717 x 495 x 230	717 x 495 x 230
ACCESSORIES & OTHERS					
Multi Compatible				Y	Y
PI 485				-	-
Dry Contact				Y	Y
Wired Remote Controller				Y	Y

※ This product contains Fluorinated greenhouse gases (R32).
※ S : Sleep / L : Low / M : Medium / H : High
※ GWP : Global warming potential
※ t-CO_2eq : F-gas(kg)*GWP/1000
※ Specification, design and feature are subject to change without prior notice.

DUALCOOL DELUXE

R32 Wi-Fi UVnano™

UVnano™ | Plasmaster® Ionizer++ | Allergy Filter | Auto Cleaning | Voice Control | Embedded Wi-Fi | Smart Diagnosis | Active Energy Control | Energy Display | Comfort Air | 4 Way Swing | Low Noise 19dB (9K, 12K) | Silent Mode | Quick & Easy Installation | Gold Fin™ | Jet Cool | Fast Heating

Dual Inverter COMPRESSOR

EUROVENT CERTIFIED PERFORMANCE www.eurovent-certification.com

LG participates in the ECP programme for EUROVENT VRF program. Check ongoing validity of certification : www.eurovent-certification.com

Single Combination

UNIT				9K	12K	18K	24K
INDOOR				DC09RK NSJ	DC12RK NSJ	DC18RK NSK	DC24RK NSK
Capacity	Cooling	Min. / Rated / Max.	kW	0.89 / 2.50 / 3.70	0.89 / 3.50 / 4.04	0.90 / 5.00 / 5.50	0.90 / 6.60 / 7.42
	Heating	Min. / Rated / Max.	kW	0.89 / 3.20 / 5.00	0.89 / 4.00 / 6.00	0.90 / 5.80 / 6.40	0.90 / 7.50 / 8.64
	Heating -7°C	Rated	kW	3.20	3.50	4.20	6.00
Power Input	Cooling / Heating	Rated	W	572 / 711	933 / 976	1,562 / 1,611	2,164 / 2,238
EER			W/W	4.37	3.75	3.20	3.05
S.E.E.R.				7.90	7.60	7.00	6.90
P design C			kW	2.50	3.50	5.00	6.60
COP			W/W	4.50	4.10	3.60	3.35
S.C.O.P		(Average / Warmer)		4.60 / 5.40	4.60 / 5.40	4.30 / 5.30	4.30 / 5.30
P design H (Average / Warmer)			kW	2.80 / 1.50	2.90 / 1.50	3.90 / 2.10	5.00 / 2.70
Energy Label (A+++ to D Scale)	Cooling			A++	A++	A++	A++
	Heating	(Average / Warmer)		A++ / A++	A++ / A++	A+ / A+++	A+ / A+++
Annual Energy Consumption	Cooling		kWh	111	161	250	335
	Heating	(Average / Warmer)	kWh	852 / 389	883 / 389	1,270 / 555	1,628 / 713
Sound Pressure	Cooling	S / L / M / H	dB(A)	19 / 27 / 37 / 42	19 / 27 / 37 / 42	31 / 34 / 39 / 44	31 / 34 / 42 / 47
	Heating	L / M / H	dB(A)	27 / 37 / 42	27 / 37 / 42	34 / 39 / 44	34 / 42 / 47
Sound Power	Cooling		dB(A)	60	60	60	65
Air Flow Rate	Cooling	S / L / M / H / Max. (Power)	m^3/min	3.5 / 5.5 / 9.0 / 11.0 /13.0	3.5 / 5.5 / 9.0 / 11.0 /13.0	8.0 / 10.5 / 13.0 / 14.5 /15.5	8.0 / 10.5 / 13.1 / 16.1 /18.3
	Heating	L / M / H	m^3/min	6.5 / 9.0 / 11.0	6.5 / 9.0 / 11.0	11.0 / 13.5 / 16.0	11.0 / 14.3 / 17.6
Dehumidification Rate			l/h	1.1	1.3	1.8	2.5
Running Current	Cooling	Min. / Rated / Max.	A	1.00 / 2.50 / 6.00	1.00 / 4.00 / 6.00	1.20 / 6.90 / 9.00	1.20 / 9.80 / 14.00
	Heating	Min. / Rated / Max.	A	1.00 / 3.20 / 7.00	1.00 / 4.30 / 7.00	1.20 / 7.10 / 9.50	1.20 / 10.00 / 14.00
Starting Current	Cooling / Heating	Rated	A	2.50 / 3.20	4.00 / 4.30	6.90 / 7.10	9.80 / 10.00
Power Supply			Ø / V / Hz	1 / 220-240 / 50	1 / 220-240 / 50	1 / 220-240 / 50	1 / 220-240 / 50
Circuit Breaker			A	15	15	20	25
Power Supply Cable			N x mm^2	3 x 1.0	3 x 1.0	3 x 1.5	3 x 2.5
Power & Transmission Cable			N x mm^2	4 x 1.0 (Including Earth)	4 x 1.0 (Including Earth)	4 x 1.0 (Including Earth)	4 x 1.0 (Including Earth)
Dimension			mm	837 x 308 x 189	837 x 308 x 189	998 x 345 x 210	998 x 345 x 210
Net Weight			kg	9.1	9.1	11.9	12.7
Fan Motor Output			W	30	30	30	58
OUTDOOR				DC09RK UL2	DC12RK UL2	DC18RK UL2	DC24RK U24
Operation Range	Cooling	Min. / Max.	°C DB	-15 / 48	-15 / 48	-15 / 48	-15 / 48
	Heating	Min. / Max.	°C DB	-15 / 24	-15 / 24	-10 / 24	-10 / 24
Sound Pressure	Cooling / Heating	High	dB(A)	49 / 51	49 / 51	53 / 55	54 / 57
Sound Power	Cooling	High	dB(A)	65	65	65	70
Air Flow Rate		High	m^3/min	35	35	35	49
Piping	Liquid (ODU / IDU)	Min. / Max.	m	3 / 20	3 / 20	3 / 20	3 / 30
	Elevation (ODU / IDU)	Min. / Max.	m	10	10	10	15
Piping Connection	Liquid	OD (Outside)	mm (inch)	6.35 (1/4)	6.35 (1/4)	6.35 (1/4)	6.35 (1/4)
	Gas	OD (Outside)	mm (inch)	9.52 (3/8)	9.52 (3/8)	12.7 (1/2)	15.88 (5/8)
Drain Hose Size		OD (Outside)	mm (inch)	21.5 (27/32)	21.5 (27/32)	21.5 (27/32)	21.5 (27/32)
Refrigerant	Type			R32	R32	R32	R32
	Charge at 7.5m		kg	0.800	0.800	1.000	1.100
			t-CO_2 eq	0.540	0.540	0.675	0.743
	Additional Charge		g/m	20	20	20	20
	GWP			675	675	675	675
Fan Motor Output			W	43	43	43	85
Compressor Type				Inverter Twin Rotary	Inverter Twin Rotary	Inverter Twin Rotary	Inverter Twin Rotary
Net Weight			kg	34.1	34.1	34.4	46.0
Dimension			mm	770 x 545 x 288	770 x 545 x 288	770 x 545 x 288	870 x 650 x 330
ACCESSORIES & OTHERS							
Multi Compatible				Y	Y	Y	Y
PI 485				Y	Y	Y	Y
Dry Contact				Y	Y	Y	Y
Wired Remote Controller				Y	Y	Y	Y

※ This product contains Fluorinated greenhouse gases (R32).
※ S : Sleep / L : Low / M : Medium / H : High
※ GWP : Global warming potential
※ t-CO_2eq : F-gas(kg)*GWP/1000
※ Specification, design and feature are subject to change without prior notice.

DUALCOOL DELUXE 2

R32 Wi-Fi

Plasmaster® Ionizer++ | Auto Cleaning | Voice Control | Embedded Wi-Fi | Smart Diagnosis | Active Energy Control | Energy Display | Comfort Air | 4 Way Swing | Low Noise 19dB | Silent Mode | Quick & Easy Installation | Gold Fin™ | Jet Cool | Fast Heating

Dual Inverter COMPRESSOR

EUROVENT CERTIFIED PERFORMANCE www.eurovent-certification.com

LG participates in the ECP programme for EUROVENT VRF program. Check ongoing validity of certification : www.eurovent-certification.com

Single Combination

UNIT				9K	12K
INDOOR				DC09RT NSJ	DC12RT NSJ
Capacity	Cooling	Min. / Rated / Max.	kW	0.89 / 2.50 / 3.70	0.89 / 3.50 / 4.04
	Heating	Min. / Rated / Max.	kW	0.89 / 3.30 / 4.10	0.89 / 4.00 / 5.10
	Heating -7°C	Rated	kW	2.60	3.00
Power Input	Cooling / Heating	Rated	W	656 / 800	1,080 / 1,050
EER			W/W	3.81	3.24
S.E.E.R.				7.00	6.60
P design C			kW	2.50	3.50
COP			W/W	4.13	3.81
S.C.O.P		(Average / Warmer)		4.00 / 4.90	4.00 / 4.90
P design H (Average / Warmer)			kW	2.50 / 1.30	2.50 / 1.30
Energy Label (A+++ to D Scale)	Cooling			A++	A++
	Heating	(Average / Warmer)		A+ / A++	A+ / A++
Annual Energy Consumption	Cooling		kWh	125	186
	Heating	(Average / Warmer)	kWh	875 / 371	875 / 371
Sound Pressure	Cooling	S / L / M / H	dB(A)	19 / 27 / 35 / 41	19 / 27 / 35 / 41
	Heating	L / M / H	dB(A)	27 / 35 / 41	27 / 35 / 41
Sound Power	Cooling		dB(A)	59	59
Air Flow Rate	Cooling	S / L / M / H / Max. (Power)	m^3/min	3.0 / 4.2 / 7.5 / 10.0 / 12.5	3.0 / 4.2 / 7.5 / 10.0 / 12.5
	Heating	L / M / H	m^3/min	5.6 / 7.2 / 10.0	5.6 / 7.2 / 10.0
Dehumidification Rate			l/h	1.1	1.3
Running Current	Cooling	Min. / Rated / Max.	A	1.10 / 3.30 / 6.00	1.10 / 4.70 / 6.00
	Heating	Min. / Rated / Max.	A	1.10 / 4.00 / 7.00	1.10 / 4.70 / 7.00
Starting Current	Cooling / Heating	Rated	A	3.30 / 4.00	4.70 / 4.70
Power Supply			Ø / V / Hz	1 / 220-240 / 50	1 / 220-240 / 50
Circuit Breaker			A	15	15
Power Supply Cable			N x mm^2	3 x 1.0	3 x 1.0
Power & Transmission Cable			N x mm^2	4 x 1.0 (Including Earth)	4 x 1.0 (Including Earth)
Dimension			mm	837 x 308 x 189	837 x 308 x 189
Net Weight			kg	9.1	9.1
Fan Motor Output			W	30	30
OUTDOOR				DC09RT UA3	DC12RT UA3
Operation Range	Cooling	Min. / Max.	°C DB	-10 / 48	-10 / 48
	Heating	Min. / Max.	°C DB	-10 / 24	-10 / 24
Sound Pressure	Cooling / Heating	High	dB(A)	48 / 50	48 / 50
Sound Power	Cooling	High	dB(A)	65	65
Air Flow Rate		High	m^3/min	27	27
Piping	Liquid (ODU / IDU)	Min. / Max.	m	3 / 15	3 / 15
	Elevation (ODU / IDU)	Min. / Max.	m	7	7
Piping Connection	Liquid	OD (Outside)	mm (inch)	6.35 (1/4)	6.35 (1/4)
	Gas	OD (Outside)	mm (inch)	9.52 (3/8)	9.52 (3/8)
Drain Hose Size		OD (Outside)	mm (inch)	21,5 (27/32)	21,5 (27/32)
Refrigerant	Type			R32	R32
	Charge at 7.5m		kg	0.700	0.700
			t-CO_2 eq	0.473	0.473
	Additional Charge		g/m	20	20
	GWP			675	675
Fan Motor Output			W	43	43
Compressor Type				Inverter Twin Rotary	Inverter Twin Rotary
Net Weight			kg	25.1	25.1
Dimension			mm	717 x 495 x 230	717 x 495 x 230
ACCESSORIES & OTHERS					
Multi Compatible				Y	Y
PI 485				Y	Y
Dry Contact				Y	Y
Wired Remote Controller				Y	Y

※ This product contains Fluorinated greenhouse gases (R32).
※ S : Sleep / L : Low / M : Medium / H : High
※ GWP : Global warming potential
※ t-CO_2eq : F-gas(kg)*GWP/1000
※ Specification, design and feature are subject to change without prior notice.

DUALCOOL STANDARD PLUS

R32 Wi-Fi

Allergy Filter | Auto Cleaning | Voice Control | Embedded Wi-Fi | Smart Diagnosis | Active Energy Control | Energy Display | Comfort Air | 4 Way Swing | Low Noise 19dB | Silent Mode | Quick & Easy Installation | Gold Fin™ | Jet Cool | Fast Heating

Dual Inverter COMPRESSOR

EUROVENT CERTIFIED PERFORMANCE www.eurovent-certification.com

LG participates in the ECP programme for EUROVENT VRF program. Check ongoing validity of certification : www.eurovent-certification.com

Single Combination

UNIT				9K	12K	18K	24K
INDOOR				PC09SK NSJ	PC12SK NSJ	PC18SK NSK	PC24SK NSK
Capacity	Cooling	Min. / Rated / Max.	kW	0.89 / 2.50 / 3.70	0.89 / 3.50 / 4.04	0.90 / 5.00 / 5.50	0.90 / 6.60 / 7.42
	Heating	Min. / Rated / Max.	kW	0.89 / 3.30 / 4.10	0.89 / 4.00 / 5.10	0.90 / 5.80 / 6.40	0.90 / 7.50 / 8.64
	Heating -7°C	Rated	kW	2.60	3.00	4.20	6.00
Power Input	Cooling / Heating	Rated	W	656 / 800	1,080 / 1,050	1,562 / 1,611	2,164 / 2,238
EER			W/W	3.81	3.24	3.20	3.05
S.E.E.R.				7.00	6.60	7.00	6.90
P design C			kW	2.50	3.50	5.00	6.60
COP			W/W	4.13	3.81	3.60	3.35
S.C.O.P		(Average / Warmer)		4.00 / 4.90	4.00 / 4.90	4.30 / 5.30	4.30 / 5.30
P design H (Average / Warmer)			kW	2.50 / 1.30	2.50 / 1.30	3.90 / 2.10	5.00 / 2.70
Energy Label (A+++ to D Scale)	Cooling			A++	A++	A++	A++
	Heating	(Average / Warmer)		A+ / A++	A+ / A++	A+ / A+++	A+ / A+++
Annual Energy Consumption	Cooling		kWh	125	186	250	335
	Heating	(Average / Warmer)	kWh	875 / 371	875 / 371	1,270 / 555	1,628 / 713
Sound Pressure	Cooling	S / L / M / H	dB(A)	19 / 27 / 35 / 41	19 / 27 / 35 / 41	31 / 34 / 39 / 44	31 / 34 / 42 / 47
	Heating	L / M / H	dB(A)	27 / 35 / 41	27 / 35 / 41	34 / 39 / 44	34 / 42 / 47
Sound Power	Cooling		dB(A)	59	59	60	65
Air Flow Rate	Cooling	S / L / M / H / Max. (Power)	m^3/min	3.0 / 4.2 / 7.5 / 10.0 / 12.5	3.0 / 4.2 / 7.5 / 10.0 / 12.5	8.0 / 10.5 / 13.0 / 14.5 / 15.5	8.0 / 10.5 / 13.1 / 16.1 / 18.3
	Heating	L / M / H	m^3/min	5.6 / 7.2 / 10.0	5.6 / 7.2 / 10.0	11.0 / 13.5 / 16.0	11.0 / 14.3 / 17.6
Dehumidification Rate			l/h	1.1	1.3	1.8	2.5
Running Current	Cooling	Min. / Rated / Max.	A	1.10 / 3.30 / 6.00	1.10 / 4.70 / 6.00	1.20 / 6.90 / 9.00	1.20 / 9.80 / 14.00
	Heating	Min. / Rated / Max.	A	1.10 / 4.00 / 7.00	1.10 / 4.70 / 7.00	1.20 / 7.10 / 9.50	1.20 / 10.00 / 14.00
Starting Current	Cooling / Heating	Rated	A	3.30 / 4.00	4.70 / 4.70	6.90 / 7.10	9.80 / 10.00
Power Supply			Ø / V / Hz	1 / 220-240 / 50	1 / 220-240 / 50	1 / 220-240 / 50	1 / 220-240 / 50
Circuit Breaker			A	15	15	20	25
Power Supply Cable			N x mm^2	3 x 1.0	3 x 1.0	3 x 1.5	3 x 2.5
Power & Transmission Cable			N x mm^2	4 x 1.0 (Including Earth)	4 x 1.0 (Including Earth)	4 x 1.0 (Including Earth)	4 x 1.0 (Including Earth)
Dimension			mm	837 x 308 x 189	837 x 308 x 189	998 x 345 x 210	998 x 345 x 210
Net Weight			kg	8.7	8.7	11.9	12.7
Fan Motor Output			W	30	30	30	58
OUTDOOR				PC09SK UA3	PC12SK UA3	PC18SK UL2	PC24SK U24
Operation Range	Cooling	Min. / Max.	°C DB	-10 / 48	-10 / 48	-15 / 48	-15 / 48
	Heating	Min. / Max.	°C DB	-10 / 24	-10 / 24	-10 / 24	-10 / 24
Sound Pressure	Cooling / Heating	High	dB(A)	48 / 50	48 / 50	53 / 55	54 / 57
Sound Power	Cooling	High	dB(A)	65	65	65	70
Air Flow Rate		High	m^3/min	27	27	35	49
Piping	Liquid (ODU / IDU)	Min. / Max.	m	3 / 15	3 / 15	3 / 20	3 / 30
	Elevation (ODU / IDU)	Min. / Max.	m	7	7	10	15
Piping Connection	Liquid	OD (Outside)	mm (inch)	6.35 (1/4)	6.35 (1/4)	6.35 (1/4)	6.35 (1/4)
	Gas	OD (Outside)	mm (inch)	9.52 (3/8)	9.52 (3/8)	12.7 (1/2)	15.88 (5/8)
Drain Hose Size		OD (Outside)	mm (inch)	21.5 (27/32)	21.5 (27/32)	21.5 (27/32)	21.5 (27/32)
Refrigerant	Type			R32	R32	R32	R32
	Charge at 7.5m		kg	0.700	0.700	1.000	1.100
			t-CO_2 eq	0.473	0.473	0.675	0.743
	Additional Charge		g/m	20	20	20	20
	GWP			675	675	675	675
Fan Motor Output			W	43	43	43	85
Compressor Type				Inverter Twin Rotary	Inverter Twin Rotary	Inverter Twin Rotary	Inverter Twin Rotary
Net Weight			kg	25.1	25.1	34.4	46.0
Dimension			mm	717 x 495 x 230	717 x 495 x 230	770 x 545 x 288	870 x 650 x 330
ACCESSORIES & OTHERS							
Multi Compatible				Y	Y	Y	Y
PI 485				-	-	-	-
Dry Contact				Y	Y	Y	Y
Wired Remote Controller				Y	Y	Y	Y

※ This product contains Fluorinated greenhouse gases (R32).
※ S : Sleep / L : Low / M : Medium / H : High
※ GWP : Global warming potential
※ t-CO_2eq : F-gas(kg)*GWP/1000
※ Specification, design and feature are subject to change without prior notice.

DUALCOOL STANDARD 2

R32 Wi-Fi

Auto Cleaning | Voice Control | Embedded Wi-Fi | Smart Diagnosis | Active Energy Control | Energy Display | Comfort Air | 4 Way Swing | Low Noise 19dB | Silent Mode | Quick & Easy Installation | Gold Fin™ | Jet Cool | Fast Heating

Dual Inverter COMPRESSOR

EUROVENT CERTIFIED PERFORMANCE www.eurovent-certification.com

LG participates in the ECP programme for EUROVENT VRF program. Check ongoing validity of certification : www.eurovent-certification.com

Single Combination

UNIT				9K	12K	18K	24K
INDOOR				S09ET NSJ	S12ET NSJ	S18ET NSK	S24ET NSK
Capacity	Cooling	Min. / Rated / Max.	kW	0.89 / 2.50 / 3.70	0.89 / 3.50 / 4.04	0.90 / 5.00 / 5.50	0.90 / 6.60 / 7.42
	Heating	Min. / Rated / Max.	kW	0.89 / 3.30 / 4.10	0.89 / 4.00 / 5.10	0.90 / 5.80 / 6.40	0.90 / 7.50 / 8.64
	Heating -7°C	Rated	kW	2.60	3.00	4.20	6.00
Power Input	Cooling / Heating	Rated	W	656 / 800	1,080 / 1,050	1,562 / 1,611	2164 / 2238
EER			W/W	3.81	3.24	3.20	3.05
S.E.E.R.				7.00	6.60	7.00	6.90
P design C			kW	2.50	3.50	5.00	6.60
COP			W/W	4.13	3.81	3.60	3.35
S.C.O.P		(Average / Warmer)		4.00 / 4.90	4.00 / 4.90	4.30 / 5.30	4.30 / 5.30
P design H (Average / Warmer)			kW	2.50 / 1.30	2.50 / 1.30	3.90 / 2.10	5.00 / 2.70
Energy Label (A+++ to D Scale)	Cooling			A++	A++	A++	A++
	Heating	(Average / Warmer)		A+ / A++	A+ / A++	A+ / A+++	A+ / A+++
Annual Energy Consumption	Cooling		kWh	125	186	250	335
	Heating	(Average / Warmer)	kWh	875 / 371	875 / 371	1,270 / 555	1,628 / 713
Sound Pressure	Cooling	S / L / M / H	dB(A)	19 / 27 / 35 / 41	19 / 27 / 35 / 41	31 / 34 / 39 / 44	31 / 34 / 42 / 47
	Heating	L / M / H	dB(A)	27 / 35 / 41	27 / 35 / 41	34 / 39 / 44	34 / 42 / 47
Sound Power	Cooling		dB(A)	59	59	60	65
Air Flow Rate	Cooling	S / L / M / H / Max. (Power)	m^3/min	3.0 / 4.2 / 7.5 / 10.0 / 12.5	3.0 / 4.2 / 7.5 / 10.0 / 12.5	8.0 / 10.5 / 13.0 / 14.5 / 15.5	8.0 / 10.5 / 13.1 / 16.1 / 18.3
	Heating	L / M / H	m^3/min	5.6 / 7.2 / 10.0	5.6 / 7.2 / 10.0	11.0 / 13.5 / 16.0	11.0 / 14.3 / 17.6
Dehumidification Rate			l/h	1.1	1.3	1.8	2.5
Running Current	Cooling	Min. / Rated / Max.	A	1.10 / 3.30 / 6.00	1.10 / 4.70 / 6.00	1.20 / 6.90 / 9.00	1.20 / 9.80 / 14.00
	Heating	Min. / Rated / Max.	A	1.10 / 4.00 / 7.00	1.10 / 4.70 / 7.00	1.20 / 7.10 / 9.50	1.20 / 10.00 / 14.00
Starting Current	Cooling / Heating	Rated	A	3.30 / 4.00	4.70 / 4.70	6.90 / 7.10	9.80 / 10.00
Power Supply			Ø / V / Hz	1 / 220-240 / 50	1 / 220-240 / 50	1 / 220-240 / 50	1 / 220-240 / 50
Circuit Breaker			A	15	15	20	25
Power Supply Cable			N x mm^2	3 x 1.0	3 x 1.0	3 x 1.5	3 x 2.5
Power & Transmission Cable			N x mm^2	4 x 1.0 (Including Earth)	4 x 1.0 (Including Earth)	4 x 1.0 (Including Earth)	4 x 1.0 (Including Earth)
Dimension			mm	837 x 308 x 189	837 x 308 x 189	998 x 345 x 210	998 x 345 x 210
Net Weight			kg	8.7	8.7	11.9	12.7
Fan Motor Output			W	30	30	30	58
OUTDOOR				S09ET UA3	S12ET UA3	S18ET UL2	S24ET U24
Operation Range	Cooling	Min. / Max.	°C DB	-10 / 48	-10 / 48	-15 / 48	-15 / 48
	Heating	Min. / Max.	°C DB	-10 / 24	-10 / 24	-10 / 24	-10 / 24
Sound Pressure	Cooling / Heating	High	dB(A)	48 / 50	48 / 50	53 / 55	54 / 57
Sound Power	Cooling	High	dB(A)	65	65	65	70
Air Flow Rate		High	m^3/min	27	27	35	49
Piping	Liquid (ODU / IDU)	Min. / Max.	m	3 / 15	3 / 15	3 / 20	3 / 30
	Elevation (ODU / IDU)	Min. / Max.	m	7	7	10	15
Piping Connection	Liquid	OD (Outside)	mm (inch)	6.35 (1/4)	6.35 (1/4)	6.35 (1/4)	6.35 (1/4)
	Gas	OD (Outside)	mm (inch)	9.52 (3/8)	9.52 (3/8)	12.7 (1/2)	15.88 (5/8)
Drain Hose Size		OD (Outside)	mm (inch)	21.5 (27/32)	21.5 (27/32)	21.5 (27/32)	21.5 (27/32)
Refrigerant	Type			R32	R32	R32	R32
	Charge at 7.5m		kg	0.700	0.700	1.000	1.100
			t-CO_2 eq	0.473	0.473	0.675	0.743
	Additional Charge		g/m	20	20	20	20
	GWP			675	675	675	675
Fan Motor Output			W	43	43	43	85
Compressor Type				Inverter Twin Rotary	Inverter Twin Rotary	Inverter Twin Rotary	Inverter Twin Rotary
Net Weight			kg	25.1	25.1	34.4	46.0
Dimension			mm	717 x 495 x 230	717 x 495 x 230	770 x 545 x 288	870 x 650 x 330
ACCESSORIES & OTHERS							
Multi Compatible				Y	Y	Y	Y
PI 485				-	-	-	-
Dry Contact				Y	Y	Y	Y
Wired Remote Controller				Y	Y	Y	Y

※ This product contains Fluorinated greenhouse gases (R32).
※ S : Sleep / L : Low / M : Medium / H : High
※ GWP : Global warming potential
※ t-CO_2eq : F-gas(kg)*GWP/1000
※ Specification, design and feature are subject to change without prior notice.

DUALCOOL STANDARD

R32

Auto Cleaning | Smart Diagnosis | Active Energy Control | Energy Display | Comfort Air | 2 Way Swing (9K, 12K) | 4 Way Swing | Low Noise 19dB (9K, 12K) | Silent Mode | Quick & Easy Installation | Gold Fin™ | Jet Cool | Fast Heating

Dual Inverter COMPRESSOR

EUROVENT CERTIFIED PERFORMANCE www.eurovent-certification.com

LG participates in the ECP programme for EUROVENT VRF program. Check ongoing validity of certification : www.eurovent-certification.com

Single Combination

UNIT				9K	12K	18K	24K
INDOOR				S09EQ NSJ	S12EQ NSJ	S18EQ NSK	S24EQ NSK
Capacity	Cooling	Min. / Rated / Max.	kW	0.89 / 2.50 / 3.70	0.89 / 3.50 / 4.04	0.90 / 5.00 / 5.50	0.90 / 6.60 / 7.42
	Heating	Min. / Rated / Max.	kW	0.89 / 3.30 / 4.10	0.89 / 4.00 / 5.10	0.90 / 5.80 / 6.40	0.90 / 7.50 / 8.64
	Heating -7°C	Rated	kW	2.60	3.00	4.20	6.00
Power Input	Cooling / Heating	Rated	W	656 / 800	1,080 / 1,050	1,562 / 1,611	2,164 / 2,238
EER			W/W	3.81	3.24	3.20	3.05
S.E.E.R.				7.00	6.60	7.00	6.90
P design C			kW	2.50	3.50	5.00	6.60
COP			W/W	4.13	3.81	3.60	3.35
S.C.O.P		(Average / Warmer)		4.00 / 4.90	4.00 / 4.90	4.30 / 5.30	4.30 / 5.30
P design H (Average / Warmer)			kW	2.50 / 1.30	2.50 / 1.30	3.90 / 2.10	5.00 / 2.70
Energy Label (A+++ to D Scale)	Cooling			A++	A++	A++	A++
	Heating	(Average / Warmer)		A+ / A++	A+ / A++	A+ / A+++	A+ / A+++
Annual Energy Consumption	Cooling		kWh	125	186	250	335
	Heating	(Average / Warmer)	kWh	875 / 371	875 / 371	1,270 / 555	1,628 / 713
Sound Pressure	Cooling	S / L / M / H	dB(A)	19 / 27 / 35 / 41	19 / 27 / 35 / 41	31 / 34 / 39 / 44	31 / 34 / 42 / 47
	Heating	L / M / H	dB(A)	27 / 35 / 41	27 / 35 / 41	34 / 39 / 44	34 / 42 / 47
Sound Power	Cooling		dB(A)	59	59	60	65
Air Flow Rate	Cooling	S / L / M / H / Max. (Power)	m^3/min	3.0 / 4.2 / 7.5 / 10.0 / 12.5	3.0 / 4.2 / 7.5 / 10.0 / 12.5	8.0 / 10.5 / 13.0 / 14.5 / 15.5	8.0 / 10.5 / 13.1 / 16.1 / 18.3
	Heating	L / M / H	m^3/min	5.6 / 7.2 / 10.0	5.6 / 7.2 / 10.0	11.0 / 13.5 / 16.0	11.0 / 14.3 / 17.6
Dehumidification Rate			l/h	1.1	1.3	1.8	2.5
Running Current	Cooling	Min. / Rated / Max.	A	1.10 / 3.30 / 6.00	1.10 / 4.70 / 6.00	1.20 / 6.90 / 9.00	1.20 / 9.80 / 14.00
	Heating	Min. / Rated / Max.	A	1.10 / 4.00 / 7.00	1.10 / 4.70 / 7.00	1.20 / 7.10 / 9.50	1.20 / 10.00 / 14.00
Starting Current	Cooling / Heating	Rated	A	3.30 / 4.00	4.70 / 4.70	6.90 / 7.10	9.80 / 10.00
Power Supply			Ø / V / Hz	1 / 220-240 / 50	1 / 220-240 / 50	1 / 220-240 / 50	1 / 220-240 / 50
Circuit Breaker			A	15	15	20	25
Power Supply Cable			N x mm^2	3 x 1.0	3 x 1.0	3 x 1.5	3 x 2.5
Power & Transmission Cable			N x mm^2	4 x 1.0 (Including Earth)	4 x 1.0 (Including Earth)	4 x 1.0 (Including Earth)	4 x 1.0 (Including Earth)
Dimension			mm	837 x 308 x 189	837 x 308 x 189	998 x 345 x 210	998 x 345 x 210
Net Weight			kg	8.7	8.7	11.9	12.7
Fan Motor Output			W	30	30	30	58
OUTDOOR				S09EQ UA3	S12EQ UA3	S18EQ UL2	S24EQ U24
Operation Range	Cooling	Min. / Max.	°C DB	-10 / 48	-10 / 48	-15 / 48	-15 / 48
	Heating	Min. / Max.	°C DB	-10 / 24	-10 / 24	-10 / 24	-10 / 24
Sound Pressure	Cooling / Heating	High	dB(A)	48 / 50	48 / 50	53 / 55	54 / 57
Sound Power	Cooling	High	dB(A)	65	65	65	70
Air Flow Rate		High	m^3/min	27	27	35	49
Piping	Liquid (ODU / IDU)	Min. / Max.	m	3 / 15	3 / 15	3 / 20	3 / 30
	Elevation (ODU / IDU)	Min. / Max.	m	7	7	10	15
Piping Connection	Liquid	OD (Outside)	mm (inch)	6.35 (1/4)	6.35 (1/4)	6.35 (1/4)	6.35 (1/4)
	Gas	OD (Outside)	mm (inch)	9.52 (3/8)	9.52 (3/8)	12.7 (1/2)	15.88 (5/8)
Drain Hose Size		OD (Outside)	mm (inch)	21.5 (27/32)	21.5 (27/32)	21.5 (27/32)	21.5 (27/32)
Refrigerant	Type			R32	R32	R32	R32
	Charge at 7.5m		kg	0.700	0.700	1.000	1.100
			t-CO_2 eq	0.473	0.473	0.675	0.743
	Additional Charge		g/m	20	20	20	20
	GWP			675	675	675	675
Fan Motor Output			W	43	43	43	85
Compressor Type				Inverter Twin Rotary	Inverter Twin Rotary	Inverter Twin Rotary	Inverter Twin Rotary
Net Weight			kg	25.1	25.1	34.4	46.0
Dimension			mm	717 x 495 x 230	717 x 495 x 230	770 x 545 x 288	870 x 650 x 330
ACCESSORIES & OTHERS							
Multi Compatible				-	-	-	-
PI 485				-	-	-	-
Dry Contact				-	-	-	-
Wired Remote Controller				-	-	-	-

※ This product contains Fluorinated greenhouse gases (R32).
※ S : Sleep / L : Low / M : Medium / H : High
※ GWP : Global warming potential
※ t-CO_2eq : F-gas(kg)*GWP/1000
※ Specification, design and feature are subject to change without prior notice.

NOTE

A09FT NSF / A12FT NSF

(Unit : mm)

ITEM NO.	PART NAME	REMARK
1	Refrigerant/Drain pipe and cable routing hole	Knock-out type
2	Terminal Block for Power Supply and Communication	Inside of front panel
3	Corner Cover	-
4	Remote Controller Signal Receiver	for wireless type

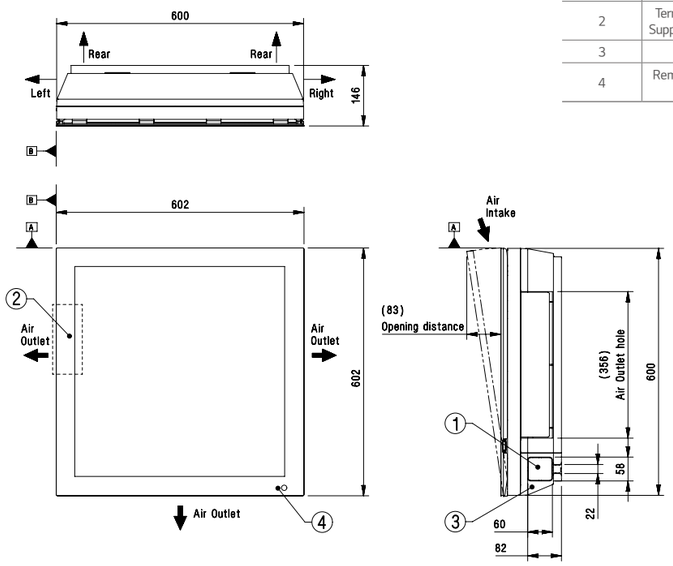

AC09BK NSJ / AC12BK NSJ / AB09BK NSJ / AB12BK NSJ

(Unit : mm)

ITEM NO.	PART NAME	REMARK
1	Front Panel	
2	Display & Signal Receiver	
3	Air Filter	
4	Knockout hole	For pipe and cable

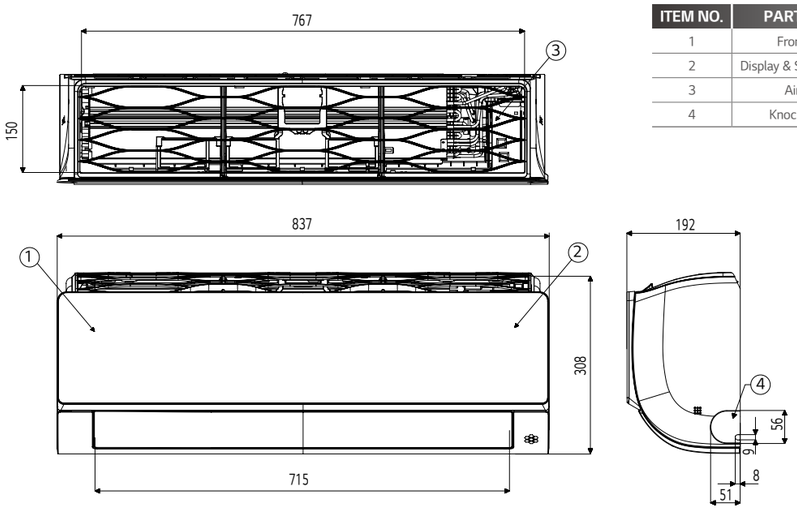

AC18BK NSK / AC24BK NSK / AB18BK NSK / AB24BK NSK

(Unit : mm)

ITEM NO.	PART NAME	REMARK
1	Front Panel	
2	Display & Signal Receiver	
3	Air Suction Filter	
4	Installation Plate	

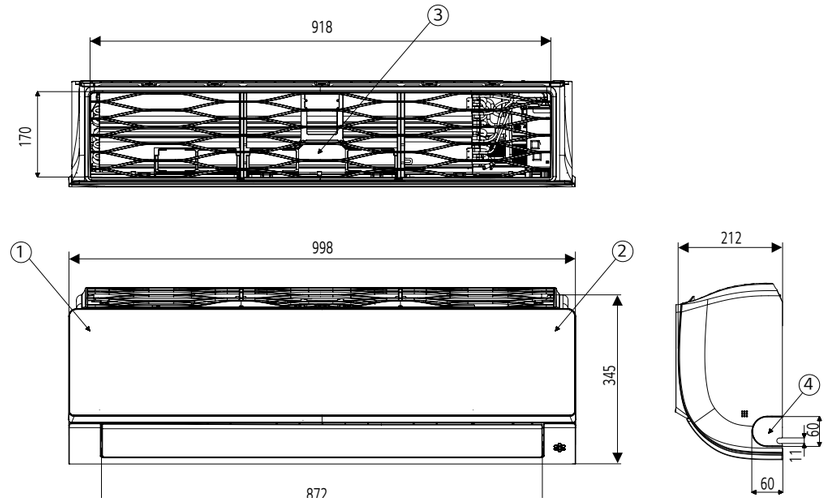

F09MT NSM / F12MT NSM

(Unit: mm)

ITEM NO.	PART NAME	REMARK
1	Front Panel	
2	Air Suction Grille	
3	Knockout Hole	For pipe and cable

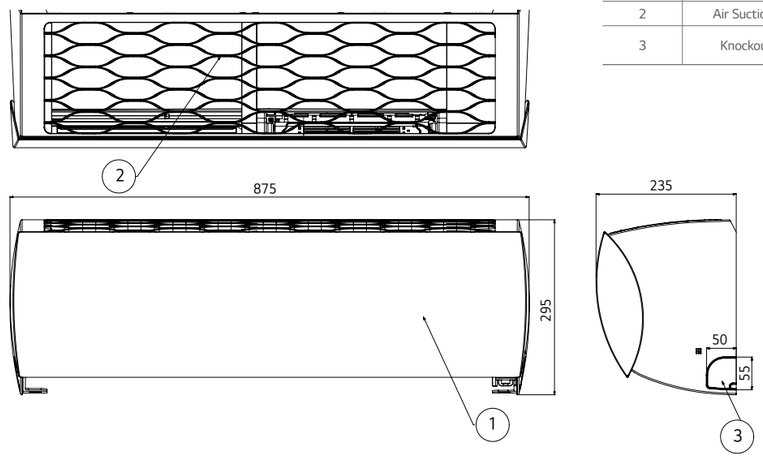

AP09RK NSJ / AP12RK NSJ

(Unit : mm)

ITEM NO.	PART NAME	REMARK
1	Front Panel	
2	Display & Signal Receiver	Hidden
3	Air Filter	
4	Knockout hole	For pipe and cable

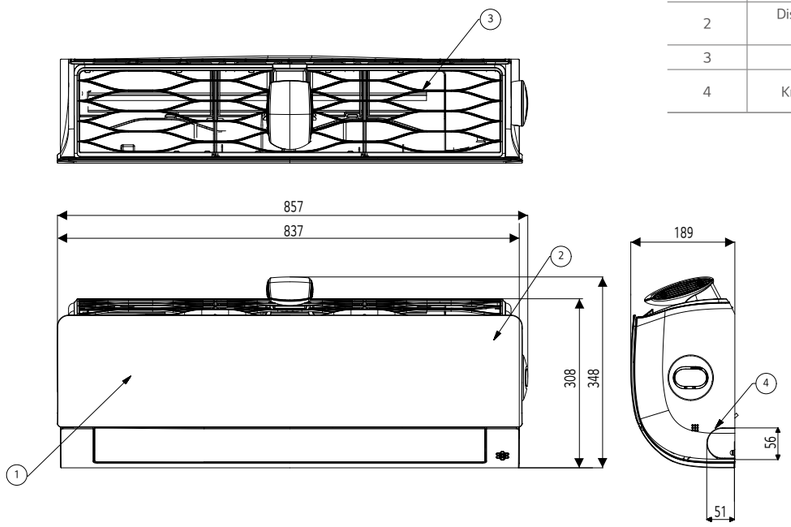

DC09RK NSJ / DC12RK NSJ / DC09RT NSJ / DC12RT NSJ / PC09SK NSJ
PC12SK NSJ / S09EQ NSJ / S12EQ NSJ / S09ET NSJ / S12ET NSJ

(Unit : mm)

ITEM NO.	PART NAME	REMARK
1	Front Panel	
2	Display & Signal Receiver	Hidden
3	Air Filter	
4	Knockout hole	For pipe and cable

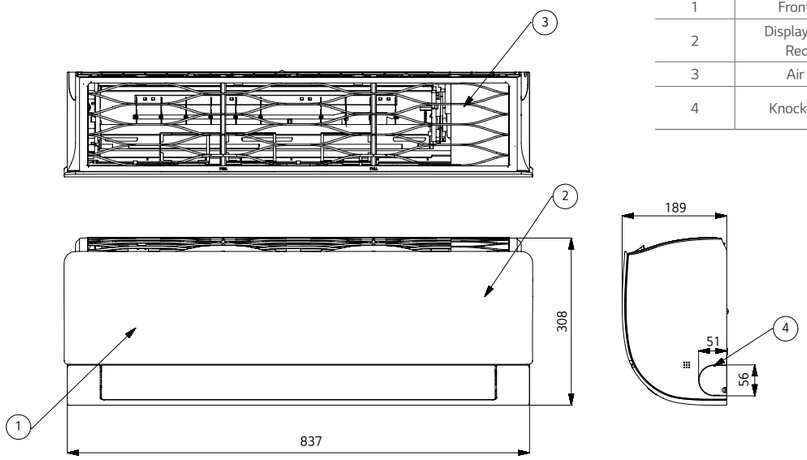

DC18RK NSK / DC24RK NSK / PC18SK NSK / PC24SK NSK
S18EQ NSK / S24EQ NSK / S18ET NSK / S24ET NSK

(Unit : mm)

ITEM NO.	PART NAME	REMARK
1	Front Panel	
2	Display & Signal Receiver	Hidden
3	Air Filter	
4	Knockout hole	For pipe and cable

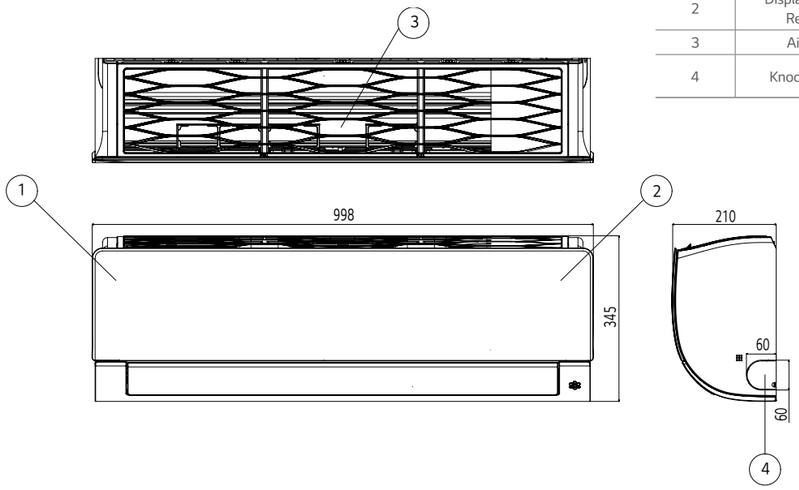

AC09BK UA3 / AC12BK UA3 / AB09BK UA3 / AB12BK UA3
DC09RT UA3 / DC12RT UA3 / PC09SK UA3 / PC12SK UA3
S09EQ UA3 / S12EQ UA3 / S09ET UA3 / S12ET UA3
AP09RK UA3 / AP12RK UA3

(Unit: mm)

ITEM NO.	PART NAME
1	Air Outlet
2	Control Box
3	Power and Communication Cable Hole
4	Service Valve Cover
5	Gas Pipe Connection
6	Liquid Pipe Connection

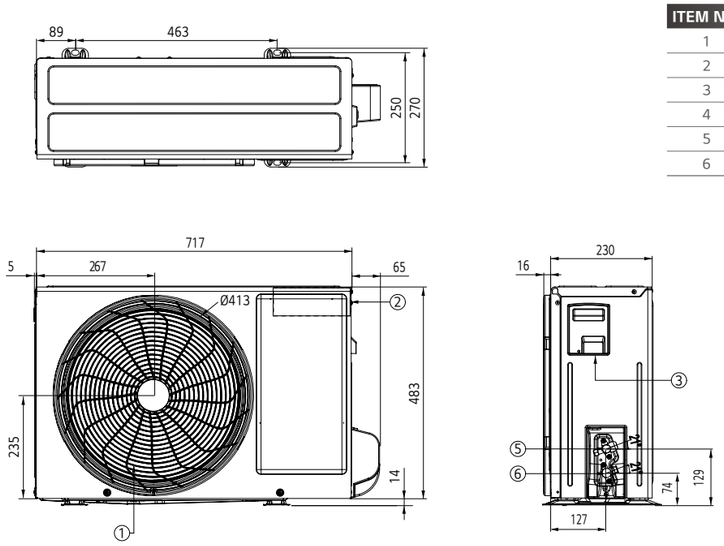

A09FT UL2 / A12FT UL2 / DC09RK UL2 / DC12RK UL2 / AC18BK UL2 / AB18BK UL2
DC18RK UL2 / PC18SK UL2 / S18EQ UL2 / S18ET UL2

(Unit: mm)

ITEM NO.	PART NAME
1	Air Outlet
2	Control Box
3	Power and Communication Cable Hole
4	Service Valve Cover
5	Gas Pipe Connection
6	Liquid Pipe Connection

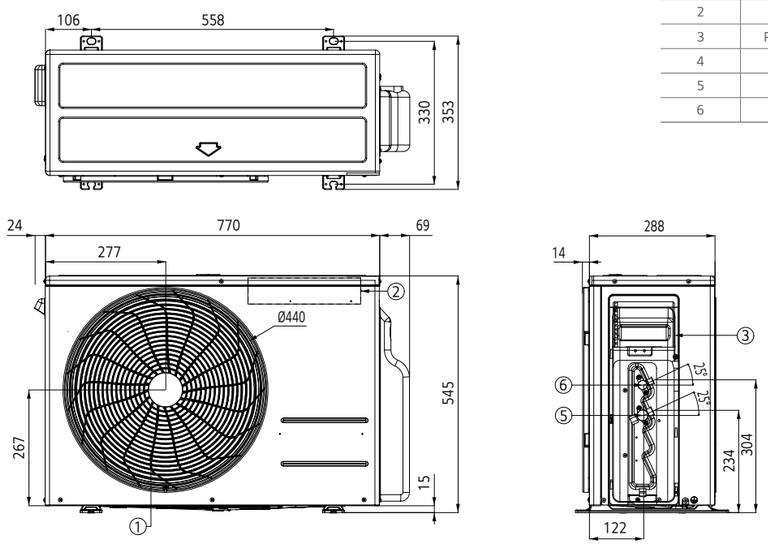

F09MT U24 / F12MT U24 / AC24BK U24 / AB24BK U24 / DC24RK U24
PC24SK U24 / S24EQ U24 / S24ET U24

(Unit: mm)

ITEM NO.	PART NAME
1	Air Outlet
2	Control Box
3	Power and Communication Cable Hole
4	Service Valve Cover
5	Gas Pipe Connection
6	Liquid Pipe Connection

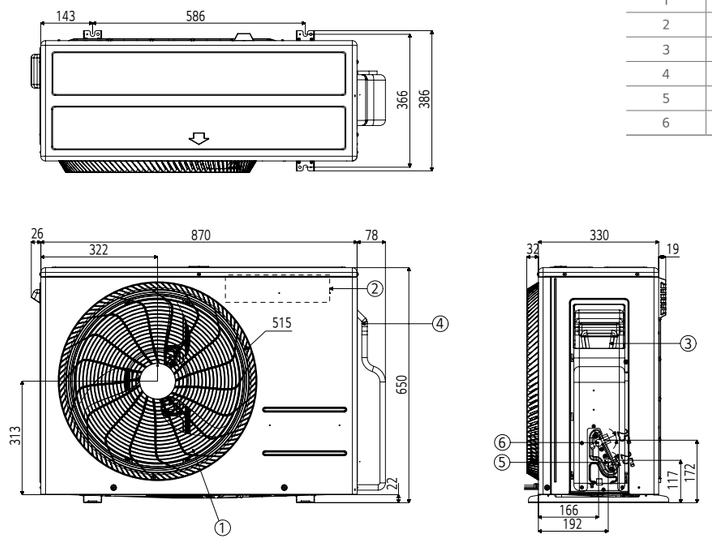

		ARTCOOL			DUALCOOL						
		Gallery	Mirror	Color	Prestige	Air Purification	DELUXE	Deluxe2	Standard Plus	Standard2	Standard
Wired Remote Controller	5k								Y		
	7k		Y	Y			Y		Y	Y	
	9k	-	Y	Y	Y	Y	Y	Y	Y	Y	-
	12k	-	Y	Y	Y	Y	Y	Y	Y	Y	-
	15k								Y		
	18k		Y	Y			Y		Y	Y	-
	24k		Y	Y			Y		Y	Y	-
PI 485	5k								-		
	7k		-	-			Y*		-	-	
	9k	Y	-	-	-	-	Y*	Y*	-	-	-
	12k	Y	-	-	-	-	Y*	Y*	-	-	-
	15k								-		
	18k		-	-			Y*		-	-	-
	24k		-	-			Y*		-	-	-
Dry Contact	5k								Y		
	7k		Y	Y			Y		Y	Y	
	9k	Y	Y	Y	Y	Y	Y	Y	Y	Y	-
	12k	Y	Y	Y	Y	Y	Y	Y	Y	Y	-
	15k								Y		
	18k		Y	Y			Y		Y	Y	-
	24k		Y	Y			Y		Y	Y	-

* Y : Available
* When connected to Multi 14k & 16k Outdoor units, this may not be supported.

Standard Wired Remote Controller

Standard III
PREMTB100

Standard III
PREMTBB10

Standard II
PREMTB001

Standard II
PREMTBB01

Model Name	PREMTB100 PREMTBB10	PREMTB001 PREMTBB01
Operation Mode	On / Off, Fan Speed Control, Temperature Setting	
Mode Change	Cooling, Heating, Auto, Dehumidification, Fan	
Auto Swing / Vane Control	•	•
Reservation	Simple, Sleep, On / Off, Weekly, Holiday	
Time Display	•	•
Electrical Failure Compensation	•	•
Child Lock	•	•
Operation Status LED	•	•
Indoor Temperature Display	•	•
Wireless Remote Controller Receiver	-	•
Size (W x H x D, mm)	120 x 120 x 16	120 x 121 x 16
Backlight	•	•
Display AirQuality Status	-	-

※ Refer to each model PDB for applicable models.

PI 485

PMNFP14A1

Power : Single phase AC 220V 50/60Hz
Max. no of the indoor units that can be connected : 64 UNITS
Model applied : RAC / Multi / Single / Therma V

※ Refer to each product PDB for applicable models.

Dry Contact

PDRYCB000

PDRYCB400

PDRYCB320

PDRYCB500

※ Refer to each product PDB for applicable models.

Model	PDRYCB000	PDRYCB400	PDRYCB320	PDRYCB500
Contact Point	1 Control Point	2 Control Point	8 Control Point	Modbus RTU
Power Input	AC 220V from outside power source	DC 5V & 12V from indoor unit PCB	DC 5V & 12V from indoor unit PCB	DC 5V & 12 V from indoor unit PDB
Voltage / Non Voltage Input	-	•	•	-
On / Off Control	•	•	•	•
Lock / Unlock	•	•	•	
Fan Speed Setting	-	-	•	•
Thermo Off	-	•	•	-
Energy Saving	-	•	-	-
Temperature Setting	-	•	•	•
Error Monitoring	•	•	•	•
Operation Monitoring	•	•	•	•

Remote Controller

Prestige
Artcool
Deluxe, Deluxe2,
Standard Plus
Standard, Standard2, Standard3

Button	Display Screen	Description
⏻	-	To turn on / off the air conditioner.
TEMP	88	To adjust the desired room temperature in cooling, heating or auto changeover mode.
COMFORT AIR	-	To adjust the air flow to indirect wind.
LIGHT OFF	-	To set the brightness of the display on the indoor unit.
MODE		To select the cooling mode.
		To select the heating mode.
		To select the dehumidification mode.
		To select the fan mode.
		To select the auto changeover / auto operation mode.
FAN SPEED		To adjust the fan speed.
ENERGY CTRL.	-	To bring the effect of the power saving.
JET MODE		To change room temperature quickly.
SWING SWING		To adjust the air flow direction vertically or horizontally.
ROOM TEMP		To display the room temperature.
°C ↔ °F[5sec]		To change unit between °C and °F.
SET/ CANCEL	-	To set / cancel the functions and timer.
∨ ∧	-	To adjust time.
TIMER	-	To turn on / off air conditioner automatically.
CANCEL	-	To cancel the timer settings.

※ Remote Controller specifications may vary for each model.
※ Remote Controller specification, design and feature are subject to change without prior notice.

PORTABLE
AIR CONDITIONER

01 FAST COOLING

The Need for Speed

LG's Portable Air Conditioner reaches the optimal temperature more quickly than on-off compressors with variable speed operations.



* Testing by TUV shows LG inverter air conditioner (US-Q242K*) cools up to 40% more faster than LG non-inverter air conditioner (TS-H2465DA0).
* TUV report No. 50068748 001

Portable Comfort at Home

LG Portable Air Conditioner DUAL Inverter provides optimized high-speed airflow, which can cool rooms faster.

※ How it works : One Click "Jet Mode"

02 LOW NOISE

Peace and Quiet

The LG Inverter Compressor operates more quietly at 42dB for indoor tranquility.



*Lo-Decibel™

LG Portable Air Conditioner DUAL Inverter operates at low sound levels as low as 42dB*, thanks to LG's unique BLDC Motor and DUAL Inverter Compressor™

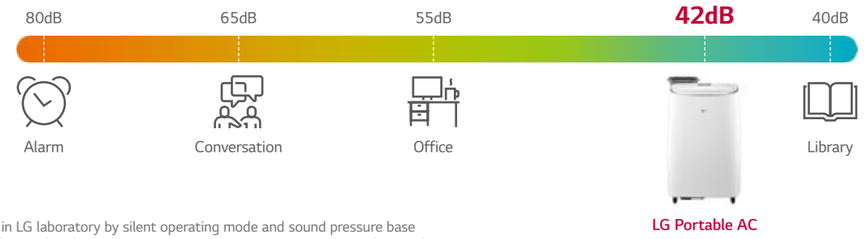

* Tested in LG laboratory by silent operating mode and sound pressure base
* Since this product has a compressor inside, it may cause mechanical noise during operation.

What is LG Inverter Technology?

LG Inverter Technology can be found in many of LG's renowned devices, from refrigerators and washing machines to our air conditioner line-up. This technology allows the inverter compressor to achieve superior energy efficiency, cooling performance and comfort compared to compressors with on-off capabilities.

5 REASONS TO BUY LG PORTABLE AIR CONDITIONER

03 CLEAN AIR

Say Goodbye to Odor

Auto-cleaning functions and two easily washable filters provide clean air

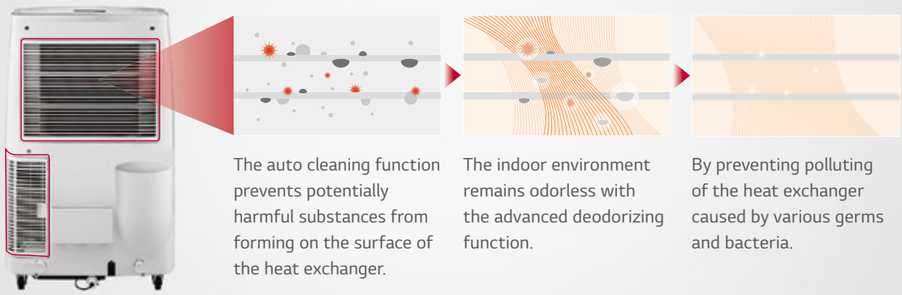

※ Drying conditions may vary depending on the environment of use.

Washable Filters

LG has filters in the upper and lower suction areas respectively. Without the bottom filter, dust can continue to enter the product, resulting in poor performance or drainage problems.

OTHER

LG

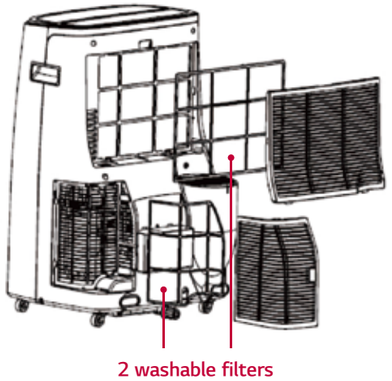

04 EASY STORAGE

Convenient Anytime, Anywhere Access

Easy storage of exhaust hose and window (sliding) sealing plate

INCONVENIENT

CONVENIENT

Easy Installation

The installation kit and hose make it easy to install and store, saving you space. Smooth gliding caster wheels allow you to move it around the home and office.



5 REASONS TO BUY LG PORTABLE AIR CONDITIONER

05
CONVENIENCES

Voice Control

Simple, time-saving voice control for easy access

- Voice command to AI Speaker
- AI Speaker changes user input from voice to text
- AI Speaker server recognizes user is invoking the Appliance skill, passing the user's intent to LG Server
- LG Server activates appliance

※ Smart features and voice assistant product may vary by country and model. Check with your local LG office or retailer for service availability

Smart Control

Control key features by using the ThinQ app on your smartphone and get important notifications from anywhere

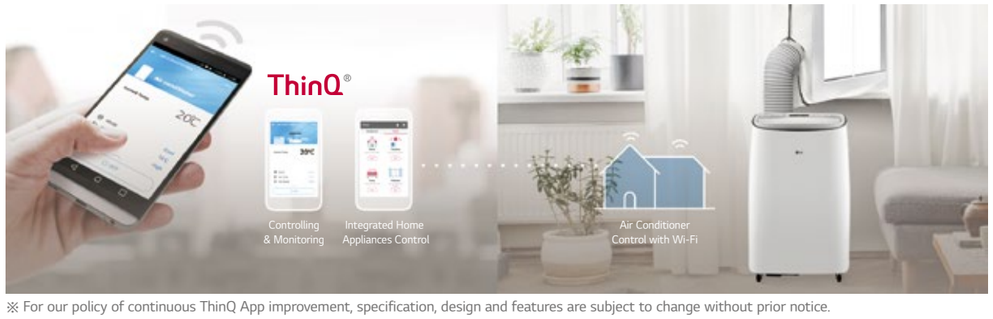

※ For our policy of continuous ThinQ App improvement, specification, design and features are subject to change without prior notice.

3 in 1 Operation

The cool mode is ideal for powerful cooling and dehumidifying on hot days. In fan mode, the fan circulates air while the dry mode is ideal for rainy and damp days

MODEL				PA11WS
Performance	Capacity	Min. / Rated / Max.	W	600 / 2,500 / 2,600
	Power Input	Rated / Max.	W	805 / 910
	EER		W/W	3.1
	Energy Label (A+++ to D Scale)			A+
	Sound Pressure	S / L / M / H / Max.	dB(A)	42 / 44 / 47 / 50 / 53
	Sound Power	Power	dB(A)	65
	Air Flow Rate	S / L / M/ H	m^3/min	3.8 / 4.2 / 5.0 / 6.6
		Max. (Power)	m^3/min	7
	Dehumidification Rate		l/h	1.2
	Power Supply		Ø / V / Hz	1 / 220-240 / 50
	Refrigerant	Type		R290
		Pre Charge	kg	0.220
		t-CO_2 eq		0.001
		GWP		3
	Compressor Type			Inverter Twin Rotary
Dimensions	Product Net size (W x H x D) (mm)			493 x 773 x 460
	Net Weight (kg)			30.0
	Hose Diameter (mm)			150
	Hose Length (m)			1.5
Features	Embedded Wi-Fi (ThinQ)			Yes
	Voice Control			Yes
	Operation Mode			Cool / Dry / Fan
	Auto Evaporating System			Yes
	Remote Controller			LCD Remote Controller
	Air Direction			2 Way Swing
	Auto Restart			Yes
	Auto Clean			Yes
	Child Lock			Yes
	Water Full Indicator			Yes
	Timer			24hr, On/Off
	Air Filter (2 EA)			Washable
	Light On/Off			Dimming (100 / 50 / 0)

※ GWP : Global warming potential
※ t-CO_2eq : F-gas(kg)*GWP/1000
※ Specification, design and feature are subject to change without prior notice.

HEAT PUMP WATER HEATER

THERMA V

What is a Heat Pump Water Heater?

With an increasing emphasis on eco-conscious energy solutions, the LG Heat Pump Water Heater obtains 75% of its energy from outside air. This renewable energy source converts low temperature to high temperature using two heat exchangers, a condenser and an evaporator.

* LG Inverter Technology

LG Inverter Technology can be found in many of LG's renowned devices, from refrigerators and washing machines to our air conditioner line-up. This technology allows the inverter compressor to achieve superior energy efficiency, cooling performance and comfort compared to compressors with on-off capabilities.

Power Consumption Change

Flexible Installation Locations

Laundry Room

Storage Room

Bathroom

Bathroom

Garage

Garage

※ Actual product appearance may differ from the above simulated scene.

Stylish Design

LG's exclusive square design and luxury silver color make it an excellent design for the interior.

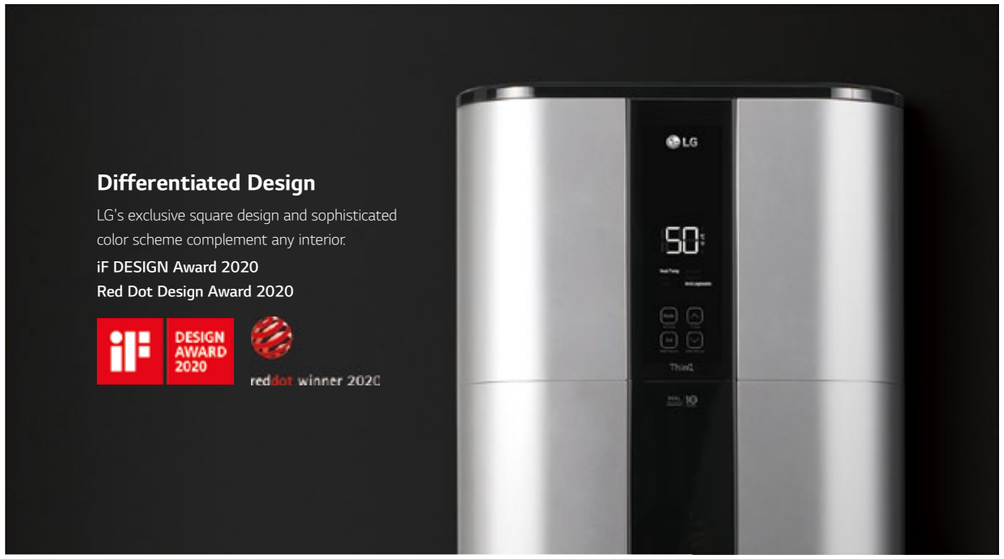

Perfect Matching with Various Spaces

Top Class Energy Efficiency

LG's new Inverter Heat Pump Water Heater allows for an impressive energy savings of over 70% compared to a conventional electric heater due to the highly efficient DUAL Inverter Compressor.

Energy Saving

LG's Heat Pump Water Heater, using market's first DUAL Inverter Compressor, DUAL Inverter Compressor can run at low rotational speed (up to 10Hz)and reduces energy consumption, 70% more than Electric Water Heater (250L, C class).

Average Estimated Energy Consumption Saving Per Year

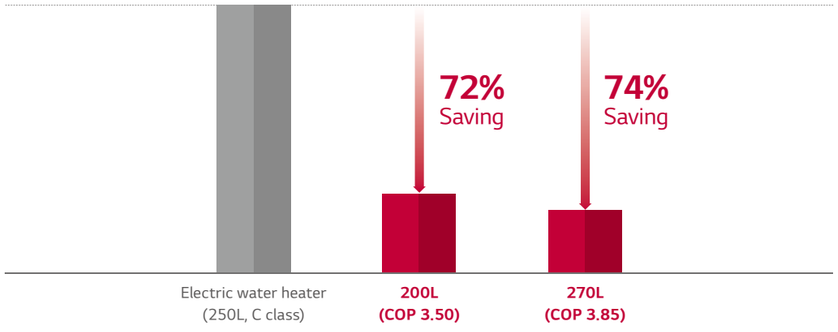

※ Simulation Data on Daily Electricity Consumption, based on EU Climate Condition (Average, 15°C).
※ Data is based on LG Internal Simulation.
※ The data is depending on the experimental condition and is changeable according to the usage environment

Powerful Heating Performance

The DUAL Inverter Compressor maximizes the heat pump's power in turbo mode for a 30% faster heating time for first-use water than auto mode operation.



Fast & Powerful Water Heating

Turbo Mode can run at high speeds (up to 80Hz) with simultaneous heating. The target water temperature in the tank will be achieved 30% faster in Turbo Mode than in Use auto mode or Auto Mode. Furthermore, Turbo Mode can recover the water at 25% warmer temperatures than Use auto mode or Auto Mode after 1 hour from an empty tank.

※ The data is based on LG internal test and simulation.
※ The data is depending on the experimental condition and is changeable according to the usage environment

Continuous Operation

The two heat sources, two heaters and heat pump, complement each other perfectly. If one of the heaters or the heat pump fails, the other heat source allows alternative operation.



Low Noise Operation

Through BLDC Motor and DUAL Inverter Compressor, noise is reduced to 53dBA (sound power) and provides a comfortable environment even in indoor installation scenes.

Low Noise Operation

Through BLDC Fan Motor and DUAL Inverter Compressor, noise is reduced to 53dBA and creates a comfortable environment even in indoor installation scenes.

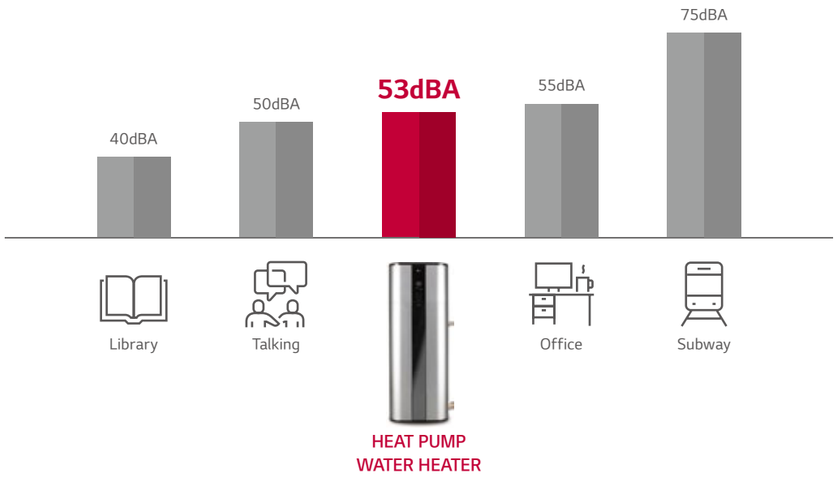

※ Sound Pressure is 38dBA based on LG internal test.
※ The data is based on LG Internal Test (Sound Power).
※ The data is based on LG internal test and simulation.
※ The data is depending on the experimental condition and is changeable according to the usage environment.

Various Operation Mode

LG Inverter Heat Pump Water Heater can be operated in 4 different modes for different conditions.

Operation

Using Basic Control

Display Screen

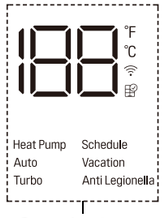

❷ Display Screen

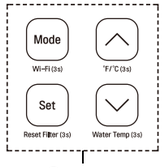

❶ Button

Button	Display Screen	Description
Mode	Heat Pump	To select the Heat Pump mode.
	Auto	To select the Auto mode.
	Turbo	To select the Turbo mode.
	Vacation	To select the Vacation mode.
-	Schedule	Set Schedule mode only in ThinQ application.
-	Anti Legionella	To select the Anti Legionella mode.
Set	-	To set the desired water temperature.
∧ ∨	188	To adjust the desired water temperature.
Wi-Fi (3s)		To enable the Wi-Fi pairing.
Reset Filter (3s)		To reset the filter alarm.
°F/°C (3s)	°F °C	To change unit between °F and °C.
Water Temp (3s)	188	To display the current water temperature for 5 seconds.

Smart Control

With the ThinQ smartphone app, users can easily control and monitor the heat pump, checking for current water temperatures, setting operating schedules and more.



※ For our policy of continuous ThinQ App improvement, specification, design and features are subject to change without prior notice.

Embedded Wi-Fi

You can control the ThinQ app, checking information such as current water temperature, operating mode and more.

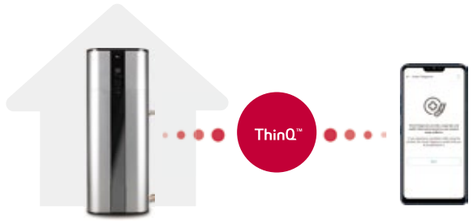

Smart Diagnosis

Smart Diagnosis allows users to conveniently check setup, installation, troubleshooting and other information directly from a smartphone.

Easy Check & Monitoring

Easily comprehensible error messages make detecting a solution and contacting the service center simple and convenient.

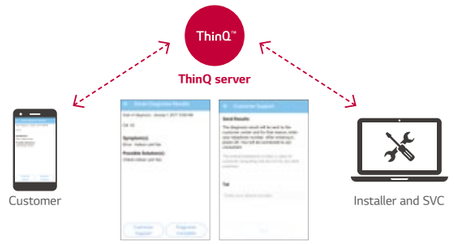

powered by
DUAL Inverter Compressor™

LG's DUAL Inverter Compressor™ saves energy with a wide power-saving operating range. Also, in max operation mode, it produces power heating to perform quiet and efficient heating.

Varied-Speed Dual Rotary

A compressor motor with a wider rotational frequency that is energy efficient and has a higher volumetric quick cooling capacity than conventional non-inverter compressor.

Product Reliability Improvement

As twin rotaries balance each other while they are rotating with high speed, it reduces noise dramatically compared to the shaking single rotary compressor. The reduction in vibration reduces the possibility of fractures occurring in the surrounding pipework.

※ The data is based on LG internal test and simulation.
※ The data is depending on the experimental condition and is changeable according to the usage environment

Benefit & Verification

Reliable Air Conditioner
Product safety is emphasized by offering a 10-year warranty on the compressor to reassure customers about product durability.

DUAL INVERTER COMPRESSOR | 10 YEAR WARRANTY

Verification
TUV Rheinland, Long Term Accelerated-reliability Test & High Marginal Test

Twin Rotary Type

※ Long Term Accelerated-Reliability test
LG's unique testing method with reinforced operating condition for a product life assurance to test and determine the product life cycle in a short period of time by accelerating the life cycle.
※ High Marginal Test
Test method to secure durability in various adverse conditions that may occur in the field by performing comp reliability test against higher pressure and temperature than the designed range of pressure and temperature which the comp operates in.
※ Verification obtained from TUV Rheinland for 10-year product life cycle.

Quick & Easy Installation

The machine's one-direction inlet and outlet piping and easy-to-connect wires in the junction box allow for quick and easy installation. Furthermore, the ThinQ app provides Service Alarm and Self Diagnosis programs for convenience maintenance.



※ For our policy of continuous ThinQ App improvement, specification, design and features are subject to change without prior notice.

10 Year Warranty

10 year warranty for the core parts of the heat pump water heater - Water Tank, Compressor, TUV Rheiland certified 10 year durability of Dual Inverter Compressor. Ceramic coating inside water tank meets Germany Ceramic Standard DIN 4753 and it provides 10 years of corrosion resistance

DUAL INVERTER COMPRESSOR | 10 YEAR WARRANTY

※ Other Parts warranty may vary according to After Sales Service condition

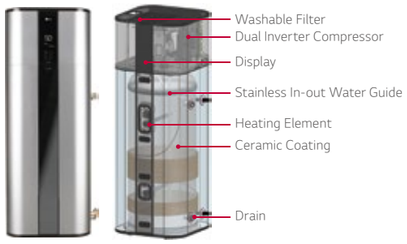

SALES MODEL			WH20S
FACTORY MODEL			R5TT20F-SA1
Capacity	Volume (Norminal)		200L
Energy Efficiency 1)	COP (7°C / 15°C)		3.30 / 3.50
Energy Consumption	Annual Energy Consumption (7°C / 15°C)	kWh	756 / 709
Load Profile			Large
Power Input	Upper Element Wattage (230V)	kW	2
	Lower Element Wattage (230V)	kW	2
Energy Efficiency Class (7°C / 15°C)		-	A+ / A+
Power Supply		Ø, V, Hz	1 / 230 / 50
Available Voltage Range		V	195 ~ 265
Operating Mode			Turbo / Auto / HeatPump / Vacation
Air Flow Rate	H / M	m^3/min	6.7 / 4.4
	H / M	CFM	236.6 / 155.4
Sound Pressure Level	Auto	dB(A)+3	38
Sound Power Level		dB(A)	55
Dimensions	Net (W x H x D)	mm	580 x 1,625 x 582
Weight	Net	kg	100
Norminal insulation thickness	Min. / Max.	mm	40 / 80
Heat Pump Operation Range	Min. / Max.	°C DB	-5 / 48
Exterior Color Code		-	Luxury Silver
Compressor	Type	-	Inverter Twin Rotary
	Warranty	Year	10
	Manufacturer	-	LG Electronics
	Motor Output	W	43
Design Pressure (System)	High Side	-	2.0MPa / 290 PSI
	Low Side	-	0.9MPa / 130.5 PSI
Max. Working Pressure (Water Tank)		-	150 PSI (1034 kPa)
Circuit Breaker		A	15
Condensate water connection	I.D	mm	19, 12.7
V40 (Mixed water at 40°C)		L	260
Refrigerant	Type	-	R134a
	Pre Charge	kg	0.650
	GWP		1, 430
	t-CO_2 eq		0.930
Defrost Method		-	Reverse Cycle
Anode			ICCP
T&P Relief Valve		-	Yes
Water Connection Location		-	side
Water Connection Size		inch	G ¾ M
Digital Display		-	Yes
Wi-Fi (ThinQ) 2)		-	Yes
Tank Warranty		Year	10

1) Water Heater Energy Efficiency (At Auto mode)
2) ThinQ Main Function
- Operation mode (Auto. Heatpump, Turbo, Vacation, Schedule), Temperature setting
- Monitoring hot water Temperature
- Maintenance point Alarm (Filter, Anode Rod, etc.)

※ This product contains Fluorinated greenhouse gases (R134a).
※ GWP : Global warming potential
※ t-CO_2eq : F-gas(kg)*GWP/1000
※ Specification, design and feature are subject to change without prior notice.

SALES MODEL			WH27S
FACTORY MODEL			R5TT27F-SA0
Capacity	Volume (Norminal)		270L
Energy Efficiency 1)	COP (7°C / 15°C)		3.45 / 3.85
Energy Consumption	Annual Energy Consumption (7°C / 15°C)	kWh	712 / 646
Load Profile			Large
Power Input	Upper Element Wattage (230V)	kW	2
	Lower Element Wattage (230V)	kW	2
Energy Efficiency Class (7°C / 15°C)		-	A+ / A++ 2)
Power Supply		Ø, V, Hz	1 / 230 / 50
Available Voltage Range		V	195 ~ 265
Operating Mode			Turbo / Auto / HeatPump / Vacation
Air Flow Rate	H / M	m^3/min	6.7 / 4.4
	H / M	CFM	236.6 / 155.4
Sound Pressure Level	Auto	dB(A)+3	38
Sound Power Level		dB(A)	55
Dimensions	Net (W x H x D)	mm	580 x 2,008 x 582
Weight	Net	kg	119
Norminal insulation thickness	Min. / Max.	mm	40 / 80
Heat Pump Operation Range	Min. / Max.	°C DB	-5 / 48
Exterior Color Code		-	Luxury Silver
Compressor	Type	-	Inverter Twin Rotary
	Warranty	Year	10
	Manufacturer	-	LG Electronics
	Motor Output	W	43
Design Pressure (System)	High Side	-	2.0MPa / 290 PSI
	Low Side	-	0.9MPa / 130.5 PSI
Max. Working Pressure (Water Tank)		-	150 PSI (1034 kPa)
Circuit Breaker		A	15
Condensate water connection	I.D	mm	19, 12.7
V40 (Mixed water at 40°C)		L	360
Refrigerant	Type	-	R134a
	Pre Charge	kg	0.750
	GWP		1,430
	t-CO_2 eq		1.073
Defrost Method		-	Reverse Cycle
Anode			ICCP
T&P Relief Valve		-	Yes
Water Connection Location		-	side
Water Connection Size		inch	G ¾ M
Digital Display		-	Yes
Wi-Fi (ThinQ) 3)		-	Yes
Tank Warranty		Year	10

1) Water Heater Energy Efficiency (At Auto mode)
2) Energy Label marked A+ and more than COP 3.75 in EU Standard is A++
3) ThinQ Main Function
- Operation mode (Auto. Heatpump, Turbo, Vacation, Schedule), Temperature setting
- Monitoring hot water Temperature
- Maintenance point Alarm (Filter, Anode Rod, etc.)

※ This product contains Fluorinated greenhouse gases (R134a).
※ GWP : Global warming potential
※ t-CO_2eq : F-gas(kg)*GWP/1000
※ Specification, design and feature are subject to change without prior notice.

MULTI SPLIT

INDOOR UNITS LINE-UP

● Multi Only ○● Compatible with Residential Single Split ○◎ Compatible with Commercial Single Split

kBtu/h			5	7	9	12	15	18	24
kW			1.5	2.1	2.6	3.5	4.2	5.3	7.0
Wall Mounted	ARTCOOL Gallery	R32			● MA09R NF1	● MA12R NF1			
	ARTCOOL Mirror	NEW, UV nano, Wi-Fi, R32		● AM07BK NSJ	○● AC09BK NSJ	○● AC12BK NSJ		○● AC18BK NSK	○● AC24BK NSK
	ARTCOOL Color	NEW, UV nano, Wi-Fi, R32			○● AB09BK NSJ	○● AB12BK NSJ		○● AB18BK NSK	○● AB24BK NSK
	Air - Purification	NEW, UV nano, Wi-Fi, R32			○● AP09RK NSJ	○● AP12RK NSJ			
	Deluxe	NEW, UV nano, Wi-Fi, R32		● DM07RK NSJ	○● DC09RK NSJ	○● DC12RK NSJ		○● DC18RK NSK	○● DC24RK NSK
	Standard Plus	NEW, Wi-Fi, R32	● PM05SK NSA	● PM07SK NSA	○● PC09SK NSJ	○● PC12SK NSJ	● PM15SK NSJ	○● PC18SK NSK	○● PC24SK NSK
	Standard Specialty	Wi-Fi, R32	● MJ05PC NSJ	● MJ07PC NSJ	○◎ MJ09PC NSJ	○◎ MJ12PC NSJ	● MJ15PC NSJ	○◎ MJ18PC NSK	○◎ MJ24PC NSK
	Standard 2	Wi-Fi, R32		● MS07ET NSA	○● S09ET NSJ	○● S12ET NSJ		○● S18ET NSK	○● S24ET NSK
Ceiling Mounted Cassette	1 Way Cassette	R32			● MT09R NU1	● MT11R NU1			
	4 Way Cassette	R32	● MT06R NR0	● MT08R NR0	○◎ CT09F NR0	○◎ CT12F NR0		○◎ CT18F NQ0	○◎ CT24F NB0
Ceiling Concealed Duct	Mid / High Static Pressure	R32						○◎ CM18F N10	○◎ CM24F N10
	Low Static Pressure	R32			○◎ CL09F N50	○◎ CL12F N50		○◎ CL18F N60	
		R32							○◎ CL24F N30
Console	R410a				● CQ09 NA0	● CQ12 NA0		● CQ18 NA0	

OUTDOOR UNITS LINE-UP

kBtu/h	14	16	18	21	24	27	30
kW	4.1	4.7	5.3	6.2	7.0	7.9	8.8
Multi (R32)	MU2R15 UL0 2-port	MU2R17 UL0 2-port	MU3R19 U21 3-port	MU3R21 U21 3-port	MU4R25 U21 4-port	MU4R27 U40 4-port	MU5R30 U40 5-port

※ All indoor units are compatible with R410A outdoor units.

kBtu/h		40	48	56
kW		11.7	14.1	16.4
Multi	Multi Piping	MU5M40 U44 5-port		
	Distribution Box	FM40AH U34 / FM41AH U34 7-IDU	FM48AH U34 / FM49AH U34 8-IDU	FM56AH U34 / FM57AH U34 9-IDU

Combination & Flexibility

Refrigerant	Connectable Indoor Units	Wall Mounted																																				
		ARTCOOL Gallery		ARTCOOL Mirror					Air-Purification		DELUXE				Standard Plus							Standard Speciality							Standard 2				
		9	12	7	9	12	18	24	9	12	7	9	12	18	24	5	7	9	12	15	18	24	5	7	9	12	15	18	24	7	9	12	18	24
R32	MU2R15 UL0	●	●	●	●	●			●	●	●	●	●			●	●	●	●				●	●	●	●				●	●	●		
	MU2R17 UL0	●	●	●	●	●			●	●	●	●	●			●	●	●	●	●			●	●	●	●	●			●	●	●		
	MU3R19 U21	●	●	●	●	●	●		●	●	●	●	●	●		●	●	●	●	●	●		●	●	●	●	●	●		●	●	●	●	
	MU3R21 U21	●	●	●	●	●	●		●	●	●	●	●	●		●	●	●	●	●	●		●	●	●	●	●	●		●	●	●	●	
	MU4R25 U21	●	●	●	●	●	●	●	●	●	●	●	●	●	●	●	●	●	●	●	●	●	●	●	●	●	●	●	●	●	●	●	●	●
	MU4R27 U40	●	●	●	●	●	●	●	●	●	●	●	●	●	●	●	●	●	●	●	●	●	●	●	●	●	●	●	●	●	●	●	●	●
	MU5R30 U40	●	●	●	●	●	●	●	●	●	●	●	●	●	●	●	●	●	●	●	●	●	●	●	●	●	●	●	●	●	●	●	●	●
R410a	MU5M40 U44	●	●	●	●	●	●	●	●	●	●	●	●	●	●	●	●	●	●	●	●	●	●	●	●	●	●	●	●	●	●	●	●	●
	FM40AH U34	●	●	●	●	●	●	●	●	●	●	●	●	●	●	●	●	●	●	●	●	●	●	●	●	●	●	●	●	●	●	●	●	●
	FM41AH U34	●	●	●	●	●	●	●	●	●	●	●	●	●	●	●	●	●	●	●	●	●	●	●	●	●	●	●	●	●	●	●	●	●
	FM48AH U34	●	●	●	●	●	●	●	●	●	●	●	●	●	●	●	●	●	●	●	●	●	●	●	●	●	●	●	●	●	●	●	●	●
	FM49AH U34	●	●	●	●	●	●	●	●	●	●	●	●	●	●	●	●	●	●	●	●	●	●	●	●	●	●	●	●	●	●	●	●	●
	FM56AH U34	●	●	●	●	●	●	●	●	●	●	●	●	●	●	●	●	●	●	●	●	●	●	●	●	●	●	●	●	●	●	●	●	●
	FM57AH U34	●	●	●	●	●	●	●	●	●	●	●	●	●	●	●	●	●	●	●	●	●	●	●	●	●	●	●	●	●	●	●	●	●

Refrigerant	Connectable Indoor Units	Ceiling Mounted Cassette								Ceiling Concealed Duct						Console		
		1 Way Cassette		4 Way Cassette						Mid / High Static Pressure		Low Static Pressure						
		9	12	5	7	9	12	18	24	18	24	9	12	18	24	9	12	18
R32	MU2R15 UL0	●	●	●	●	●	●					●	●					
	MU2R17 UL0	●	●	●	●	●	●					●	●					
	MU3R19 U21	●	●	●	●	●	●	●		●		●	●	●				
	MU3R21 U21	●	●	●	●	●	●	●		●		●	●	●				
	MU4R25 U21	●	●	●	●	●	●	●	●	●	●	●	●	●	●			
	MU4R27 U40	●	●	●	●	●	●	●	●	●	●	●	●	●	●			
	MU5R30 U40	●	●	●	●	●	●	●	●	●	●	●	●	●	●			
R410a	MU5M40 U44	●	●	●	●	●	●	●	●	●	●	●	●	●	●	●	●	●
	FM40AH U34	●	●	●	●	●	●	●	●	●	●	●	●	●	●	●	●	●
	FM41AH U34	●	●	●	●	●	●	●	●	●	●	●	●	●	●	●	●	●
	FM48AH U34	●	●	●	●	●	●	●	●	●	●	●	●	●	●	●	●	●
	FM49AH U34	●	●	●	●	●	●	●	●	●	●	●	●	●	●	●	●	●
	FM56AH U34	●	●	●	●	●	●	●	●	●	●	●	●	●	●	●	●	●
	FM57AH U34	●	●	●	●	●	●	●	●	●	●	●	●	●	●	●	●	●

REFRIGERANT		R32					R32			R410A			
TYPE		MULTI PIPING					MULTI PIPING				DB BOX TYPE		
kBtu/h		14	16	18	21		24	27	30	40	40	48	56
kW		4.1	4.7	5.3	6.2		7.0	7.9	8.8	11.7	11.7	14.1	16.4
Energy Efficiency	BLDC Comp & Fan Motor	●	●	●	●		●	●	●	●	●	●	●
	Eurovent Certification	●	●	●	●		●	●	●	●	●	●	●
	Variable Voltage Control			●	●		●	●	●	●	●	●	●
	Wide Louver Plus Fin	●	●	●	●		●	●	●	●	●	●	●
	Optimized Heat Exchanger Path	●	●	●	●		●	●	●	●	●	●	●
	Power Saving Start up			●	●		●	●	●	●	●	●	●
	Peak Current Control	●	●	●	●		●	●	●	●	●	●	●
	Standby Mode	●	●	●	●		●	●	●				
	Mode Lock	●	●	●	●		●	●	●	●	●	●	●
Extreme Durability	R1 Compressor									●	●	●	●
	Twin Rotary Compressor	●	●	●	●		●	●	●				
	Smart Sensor Pressure Control			●	●		●	●	●	●	●	●	●
	Black Fin Heat Exchanger	●	●	●	●		●	●	●	●	●	●	●
Comfort & Convenience	Fast Cooling & Heating			●	●		●	●	●	●	●	●	●
	Night Silent Operation	●	●	●	●		●	●	●	●	●	●	●
	Wiring Error Check	●	●	●	●		●	●	●	●	●	●	●
	LG MV	●	●	●	●		●	●	●	●	●	●	●
	PI-485 Connection			●	●		●	●	●	●	●	●	●
	Forced Cooling Operation	●	●	●	●		●	●	●	●	●	●	●

KEY FEATURES

PERFECT SOLUTION
FOR MULTIPLE ROOMS

Energy Efficiency | Extreme Durability | Comfort and Convenience

LG's Multi Split system provides powerful, efficient cooling and heating with two, three, four, or **up to nine indoor units** operating from a single outdoor unit. LG's advanced inverter technology offers powerful performance while consuming less energy, less space, less sound & more visibility than that of individual two or more single split systems.

A variety of sleek and elagant indoor units to complement and decor are in a full range of capacities for all room sizes.

Installation is easy and less installation technical defective cause, and it offers various convenient functions for easy maintenance.

Enjoy A New Level Of Fresh Air

UVnano™ Filter Box

LG UVnano Filter Box can effectively create a safe indoor environment by trapping and removing various harmful substances such as Ultrafine dust, bacteria and viruses in the form of droplets.

For more LG Air Conditioner information, please visit our Youtube channel through QR code.

Air Purification Operation

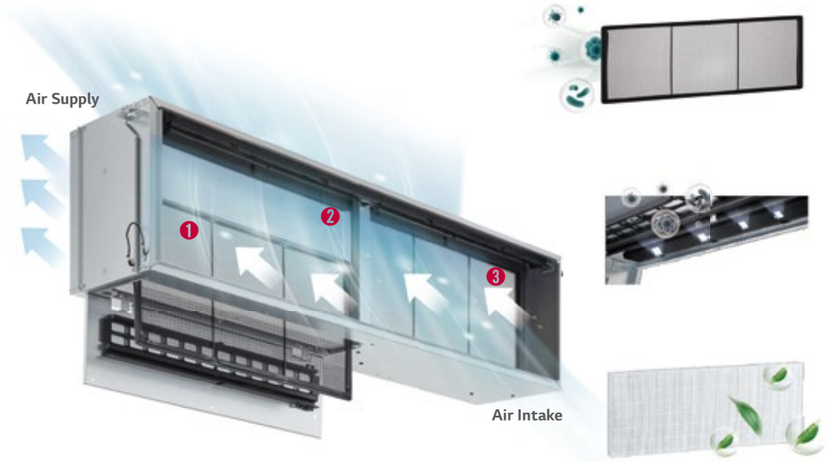

Step 1

Pre-Filter
- Trap large particles
  - Fine dust
  - Bacteria
  - Viruses in the form of droplets

Step 2

UVnano
- Sterilize bacteria and viruses parasitized on bacteria up to 99.99%[1] by irradiating ultraviolet rays

Step 3

ePM_1 65% Filter
- Trap particles as small as 0.3μm in size[2]

1) Based on TÜV Rheinland test coducted according to LG test method in compliance with ISO 20743, removing 99.99 of percent of Staphylococcus aureus, Staphylococcus epidermidis, and Klebsiella pneumoniae after being exposed to UV LED lights for 4 hours (Tested Models : PBM13M3UA0, PBM13M2UA0, PBM13M1UA0)
2) Based on KCL (Korea Conformity Laboratories) test conducted in compliance with ISO 16890

Certificate

Certified Test Report
The built-in UV LED module of tested model (PBM13M3UA0) has over 99.99% sterilization performance on average to bacteria at measuring points of the Pre-Filter under the proposed test condition.

** Tested by TUV Rheinland Standard

Certified Test Report
The built-in UV LED module of tested model (PBM13M3UA0) has 99.99% sterilization performance to virus (Phi X 174) at measuring points of the Pre-Filter under the proposed test condition.

** Tested by TUV Rheinland Standard

ePM_1 65% Filter

ePM_1 65% Filtering capability rating in accordance with ISO 16890

Certified Test Report

KCL

ISO 16890

Comparison of Filter Classes

EN 779	ISO 16890 (Average Efficiency)				ASHRAE 52.2
Filter Class	ePM_1	$ePM_{2.5}$	ePM_{10}	Coarse	Filter Rating
G1	-	-	-	-	MERV 1~4
G2	-	-	-	30% ~ 50%	MERV 1~4
G3	-	-	-	45% ~ 65%	MERV 5
G4	-	-	-	60% ~ 85%	MERV 6~8
M5	5% ~ 35%	10% ~ 45%	40% ~ 70%	80% ~ 95%	MERV 8~10
M6	10% ~ 40%	20% ~ 50%	45% ~ 80%	> 90%	MERV 9~13
F7	40% ~ 65%	50% ~ 75%	80% ~ 90%	> 95%	MERV 13~14
F8	65% ~ 90%	75% ~ 95%	90% ~ 100%	> 95%	MERV 14~15
F9	80% ~ 90%	85% ~ 95%	90% ~ 100%	> 95%	MERV 16

** Tested by KCL (Korea Conformity Laboratories)
※ ISO 16890 Standard provides lab evaluation procedures which more realistically simulate actual operating conditions, replacing EN 779 Standard's filter classes G1-F9 by a classification system based on particulate groups PM1, PM2.5 and PM10.
※ Unlike EN 779 Standard which specifies Filter Classes, ISO 16890 Standard classifies according to Filter Groups, evaluating a filter's performance by its arrestance of particles from 0.3μm to 10μm in size. Filter Group PM1 comprises particulate sizes ≤ 1.0μm, PM2.5 includes particulates sizes ≤ 2.5μm and PM10 covers particulate sizes ≤ 10μm.
※ Minimum efficiency is defined as the efficiency achieved following electrostatic discharge of the filter before testing.
※ Average efficiency is calculated by averaging the filter's efficiencies in the untreated state (before electrostatic discharge) and in the discharged state.

Peak Current Control

Through the peak current control technology, it is possible to save the energy and operation cost. User can choose either cooling-only or heating-only operation by setting the dip switch.

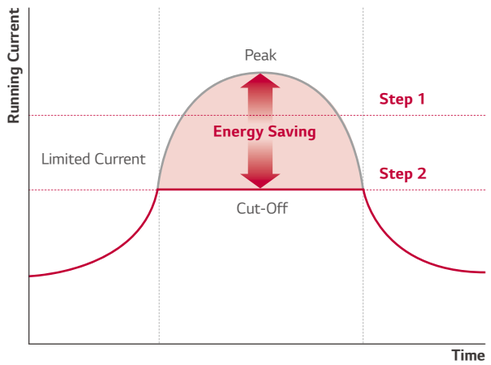

※ When using Peak current control, the cooling capacity may not be sufficient.

- By limiting to the maximum running current, the air conditioner can avoid running on the peak current level.
- This function can reduce energy cost during peak periods when electricity is more expensive.

How to set dip switch

❶ Max power consumption : 2.5 kW

❷ Max power consumption : 1.9 kW
Step 1

❸ Max power consumption : 1.7 kW
Step 2

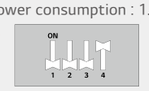

24% SAVE

32% SAVE

- 7.0kW model
- LG Internal test result

※ Cooling : Indoor Ambient Temp. 27°CDB / 19°CWB,
Outdoor Ambient Temp. 35°CDB / 24°CWB

Enhanced Heat Exchange

Wide Louver Plus Fin technology increases 11% of full load heating performance and 6% of COP compared to conventional fin.
It can slow down frosting of heat exchanger and postpone the start of defrosting operation.

Heating Operation at Defrost Condition

It can slow down frosting of heat exchanger and postpone the start of defrosting operation.

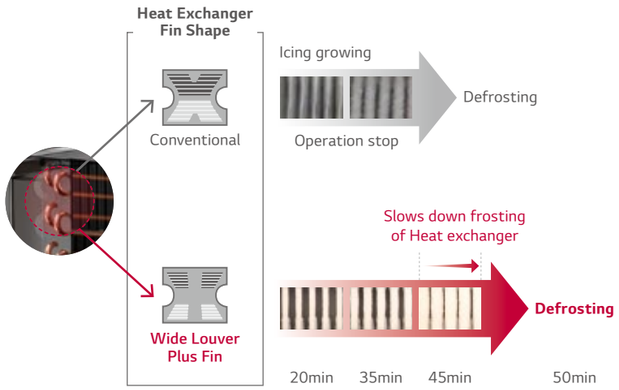

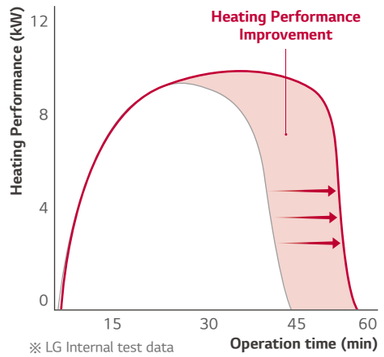

※ LG Internal test data

Mode Lock

Air conditioning system can be locked to operate cooling only or heating only by wired remote controller or adjusting dip switch*.

* Dip switch setting has the priority

R1 Compressor

For more LG Air Conditioner information, please visit our Youtube channel through QR code.

* LG Internal test result, Based on single split 10 kW Cassette
** LG Internal test result, Based on conventional compressor (Rotary type GPT442M)
※ R1 Compressor application ※ Model : 40-56k (7 models)

Revolutionary Scroll Compressor

Revolutionary Scroll Compressor is applied for high-efficiency and reliability. This type of compressor is more advanced compared to the conventional one. Especially tilting motion of scroll has been improved. Further, the operation range is improved compared to the conventional type.

- Scroll compressor with simple structure
- High efficiency (Low load at low speed / total efficiency)
- Low noise (High speed possible)
- Improved Tilting Motion of scroll
- 20% weight reduction (vs. Conventional compressor)

※ Applied Model : 40~56k (7 models)

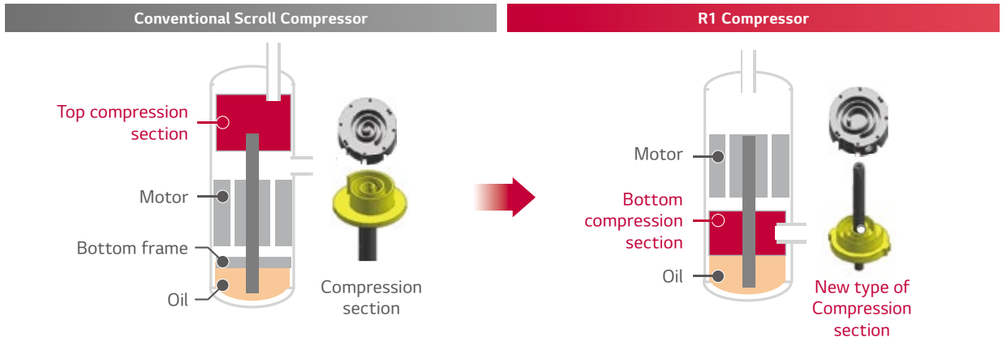

Seasonal Energy Efficiency

SEER 22%, SCOP 5% improvement (vs. Rotary)

※ Multi 40k

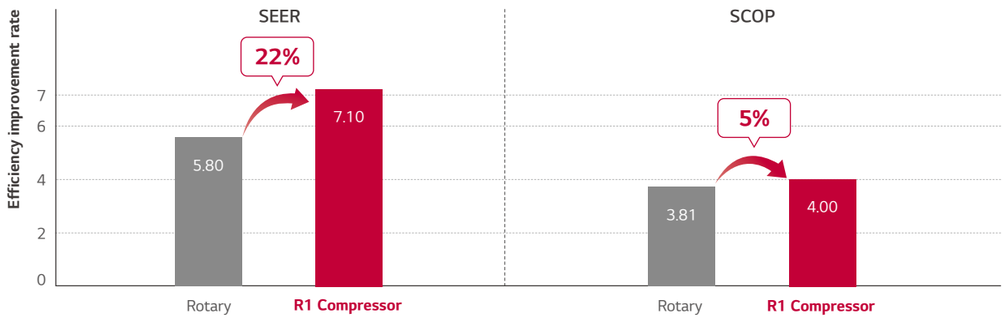

Wide Operation Range

- Optimized for various cooling & heat load operation
- World best compressor speed (Up to 150 Hz)
- Optimized for even low load operation (Down to 10 Hz) (Efficiency increases / Improved comfort)

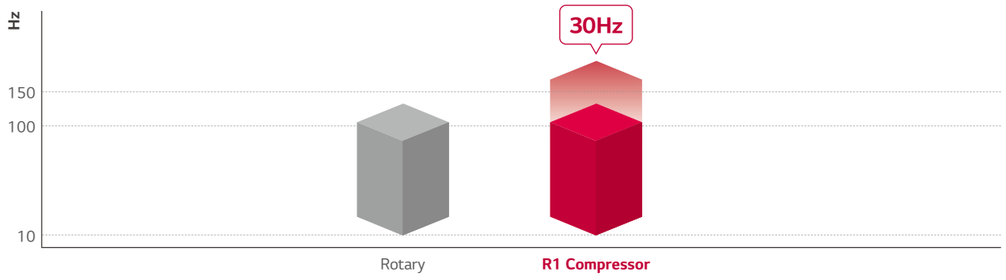

Improved BLDC Dual Inverter Compressor

Parts of Dual Inverter Compressor have been improved to assure a longer lifespan.

Flow Optimization
Reduced oil inflow by increasing the length of oil discharge pipe, which keeps enough oil inside the compressor to prevent compressor abrasion.

Concentrated Winding Motor
Oil path area is improved by over 50% by increasing the extra stator cavity. Due to this, caloric value of motor is reduced, improving the cooling function of stator coil.

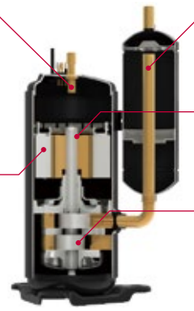

Dual Inverter Compressor

Suction Optimization
Reduced suction loss and improving oil collection through the optimization of suction path.

Surface Coating
Surface coating of outstanding abrasion resistance property on vane and crank shaft.

Twin Rotary Rotor
Upper and lower part rotor offset imbalance in shaft rotor rotation. Vibration and noise are reduced. Max torque load decreased by 45% compared to single rotor.

Wide Operation Range

Thanks to the wide operation range, models using R32 refrigerant are suitable for cooling in winter season.

Cooling Mode

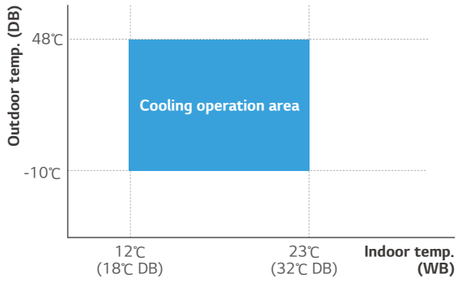

Heating Mode

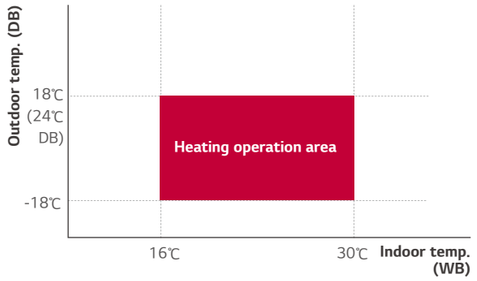

Corrosion Resistance Black Fin

The black coating with enhanced epoxy resin is applied for strong protection from various corrosive external conditions such as salt contamination and air pollution including fumes from factories.

Longer Lifespan, Lower Maintenance Costs

Hydrophilic film (Water flow)
The Hydrophilic coating minimizes moisture buildup on the fin.

Complex resin (Corrosion resistant)
The Black coating provides strong protection from corrosion.

Aluminum Fin



※ Product is not fully treated for anti-corrosion.
To install near the sea, additional treatment must be required.

Verified Protection

TÜVRheinland

※ Verification of corrosion resistance performance
- Test Method B of ISO21207
- ASTM B117 / ISO 9227 (10,000 hours)

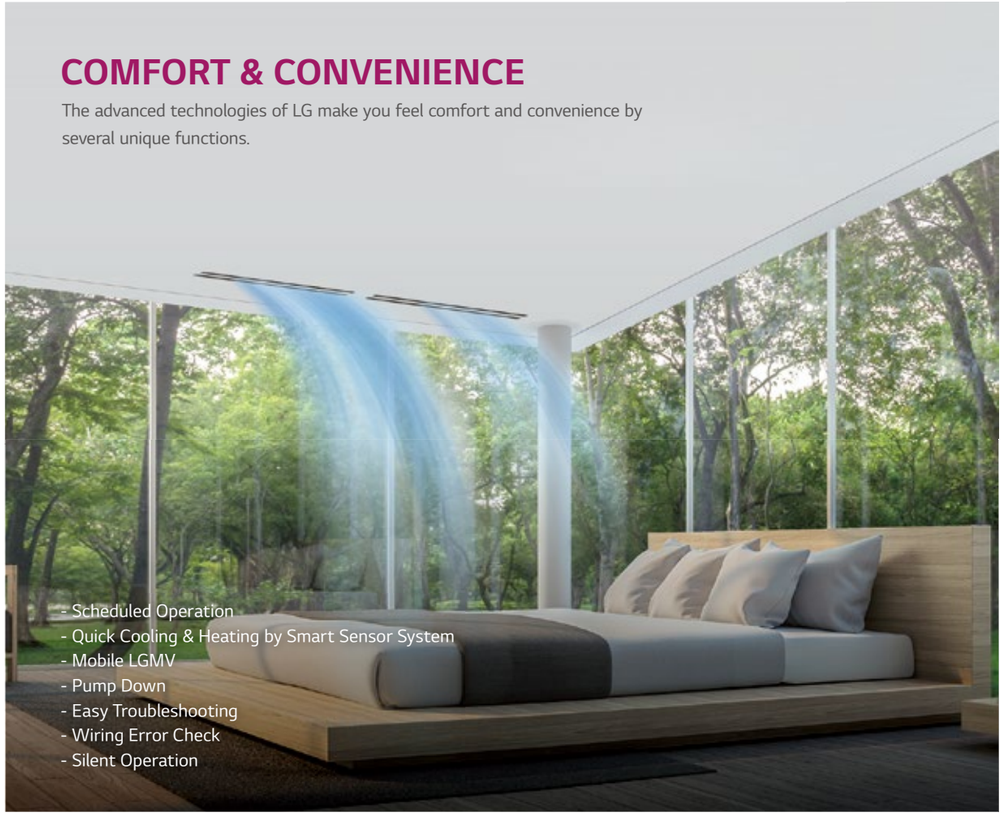

Scheduled Operation

You can set up to 30 schedules for one day or a week.

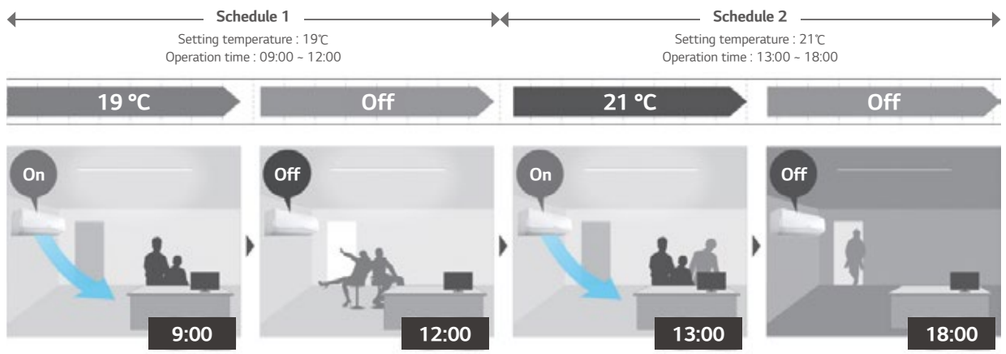

※ : These functions need to connect to the wired remote controller.

Premium
- Daily 5 schedules
- Up to 35 schedules for a week

Standard III
- Up to 30 schedules for one day or a week

Standard II
- Daily 2 schedules
- Up to 14 schedules for a week

Quick Cooling & Heating by Smart Sensor System

Through the Smart Sensor System (Pressure & temperature control), you can save the time to reach the desired temperature. You can experience the quick and reliable operation with the LG Multi Split.

Performance of Smart Sensor System

Smart Sensor System takes less time to reach the desired temperature up to 30% in cooling and 44% in heating with high level of accuracy and stability.

Cooling Mode

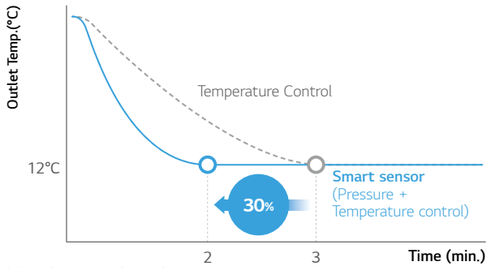

Heating Mode

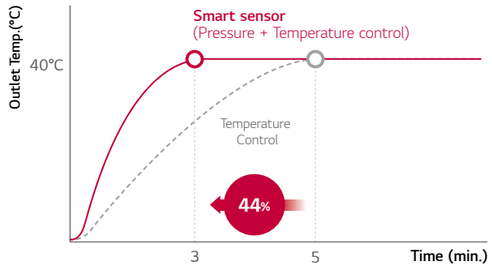

* Based on internal test data

Why Smart Sensor System ?

Only Temperature

Temperature Sensor Only

Step 1 → Step 2 → It takes more time / Lack of reliability

Step 1: Sensing (However When It Rains)

Step 2: Estimating Pressure

Smart Sensor System

Temperature Sensor + Pressure Sensor

Step 1 → Quick and reliable operation

Step 1: Sensing and ready for operation

- Quick response due to sensing with ready for operation.
- Ensures to reach target performance point without failing to keep a reliable operation.

The Configuration of Smart Sensors

Every brand has temperature sensors, however LG has several temperature sensor and a pressure sensor in order to directly sensing refrigerant pressure precisely that provides fast cooling and heating. LG only has unique Smart sensor system for you.

Field Failure Rate of Outdoor Unit

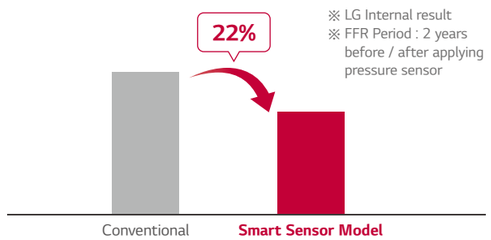

Mobile LGMV (Monitoring View)

LG MV helps engineers to inspect (Diagnosis) and monitor air conditioning units easily by your Smartphone or PC.

PC Version

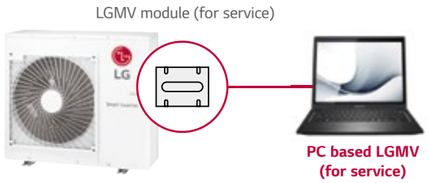

Operation Information

Cycle View

- IDU & ODU Information
- Cycle & Valves
- Sensors & Electricity
- Cycle Diagram
- Actuator Information

Smartphone Version

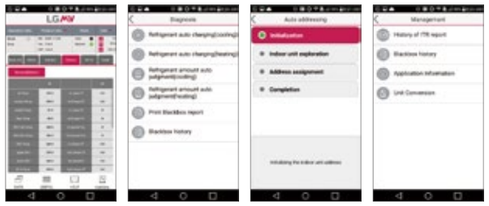

Cycle Monitoring | Diagnosis | Installation | Smart Management

A technician not only can check the cycle information with diagrams & graph, but also check easily the error status (Troubleshooting guide) and take action immediately.

※ Search "Mobile LGMV" on Google or Apple store then download the app.
※ Wi-Fi modem (PWFMDD200) is required by option.

Pump Down (Forced Cooling Operation)

The Pump Down (Forced cooling operation) allows refrigerant to be recharged or pumped down regardless of the indoor and outdoor temperature. This function is very useful when indoor units are being relocated or repaired during winter.

Recharging

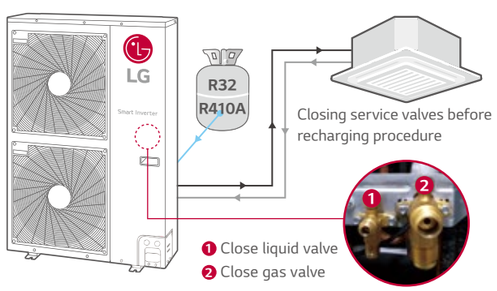

Pump Down

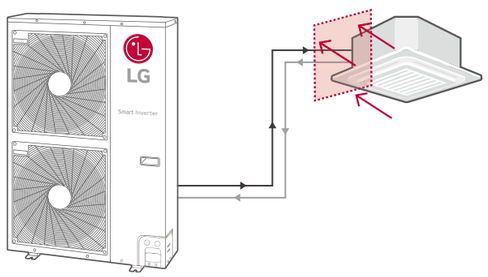

Possible to pump down refrigerant forcibly during winter when indoor or outdoor condition may not meet operation range.

Easy Troubleshooting

The operation status is recorded until a malfunction occurs.
Service engineer can analyze the malfunction cause more easily during maintenance.

Conventional

Service engineer has to look for many causes of failure one by one.

Too much effort is required to diagnose the source of trouble

Multi Split (LG Only)

Service engineer can diagnose malfunction causes using recorded data.

Save time & improve accuracy of malfunction diagnosis

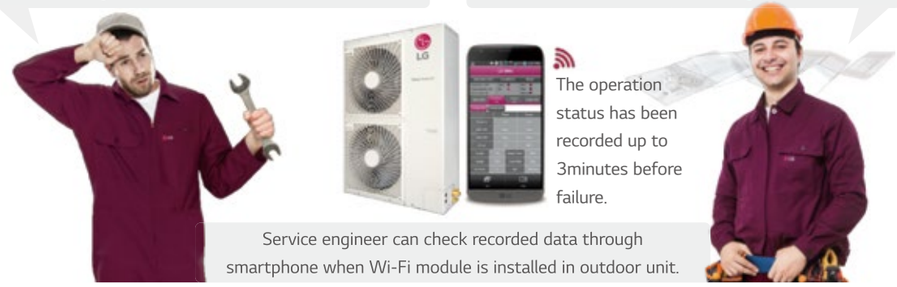

Service engineer can check recorded data through smartphone when Wi-Fi module is installed in outdoor unit.

Wiring Error Check

During trouble shooting after installation, installers can check whether the transmission cable has been connected correctly by using the wiring error check function. It can be shown at outdoor PCB. This wiring error check function can reduce the time taken to check for transmission cable errors.

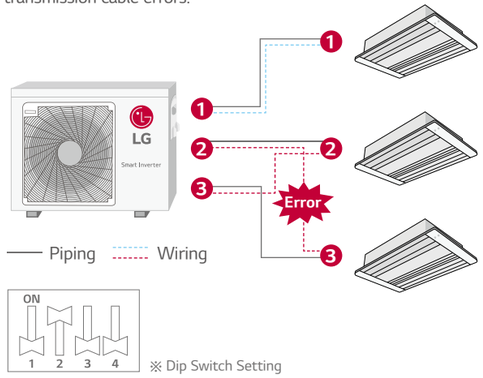

※ Dip Switch Setting

LED Result

- If the wiring is correct, the Green LED will light up.
- If the wiring is wrong, display is as below.
  - Red LED : Piping Number
  - Green LED : Wiring Number (Room)

Ex) If the Red LED blinks twice and the Green LED blinks 3 times, 2nd wire is connected to the 3rd indoor unit.

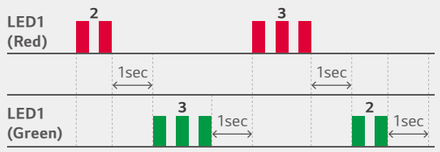

Silent Operation

Silent Operation can reduce noise levels by simply setting the dip switch on the PCB of the outdoor unit.

Cooling Mode

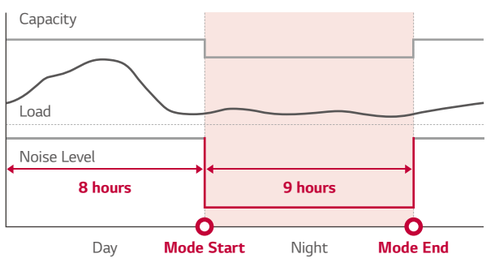

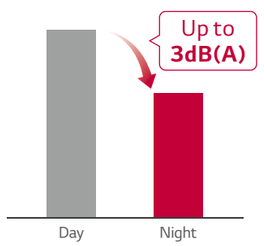

※ This function is only available for Cooling Mode.
※ If you want to stop the Night Quiet Mode, Change the Dip Switch.

R32
MULTI SPLIT

OUTDOOR UNITS

R32

LG participates in the ECP programme for EUROVENT VRF program. Check ongoing validity of certification : www.eurovent-certification.com

OUTDOOR UNITS				MU2R15 UL0	MU2R17 UL0
Compressor	Type			Twin Rotary	Twin Rotary
Capacity*	Cooling	Min. / Nom. / Max.	kW	0.9 / 4.1 / 4.7	0.9 / 4.7 / 5.4
	Heating	Min. / Nom. / Max.	kW	1.0 / 4.7 / 5.4	1.0 / 5.3 / 5.7
Low Temperature Capacity	Heating -7°C	Max.	kW	3.3	3.7
Power Input*	Cooling	Min. / Nom. / Max.	kW	0.2 / 1.0 / 1.4	0.2 / 1.3 / 1.7
	Heating	Min. / Nom. / Max.	kW	0.2 / 1.1 / 1.4	0.2 / 1.3 / 1.6
Running Current	Cooling	Min. / Nom. / Max.	A	1.1 / 4.6 / 6.4	1.1 / 5.6 / 7.9
	Heating	Min. / Nom. / Max.	A	1.1 / 4.9 / 6.6	1.1 / 5.5 / 7.6
EER				4.14	3.75
COP				4.38	4.22
SEER				8.50	7.80
SCOP				4.20	4.20
Pdesign (@-10°C)			kW	4.10	4.10
Seasonal Energy Label	Cooling / Heating (A+++ to D Scale)			A+++ / A+	A++ / A+
Annual Energy Consumption	Cooling / Heating			169 / 1,367	210 / 1,367
Airflow Rate	Nom.		m^3/min	28.2	28.2
Sound Pressure	Cooling	Nom.	dB(A)	48	48
	Heating	Nom.	dB(A)	51	51
Sound Power	Cooling	Max.	dB(A)	61	63
Dimensions	W x H x D		mm	770 x 545 x 288	770 x 545 x 288
Net Weight			Kg	36	36
Refrigerant	Type			R32	R32
	Charge		Kg	1.1	1.1
	Additional Charge		g/m	20	20
	GWP			675	675
	t-CO_2 eq			0.743	0.743
Operation Range (Outdoor)	Cooling	Min. / Max.	°C DB	-10 / 48	-10 / 48
	Heating	Min. / Max.	°C WB	-18 / 18	-18 / 18
Power Supply			Ø / V / Hz	1 / 220-240 / 50	1 / 220-240 / 50
Power Supply Cable			No. x mm^2	3C x 2.5	3C x 2.5
Transmission Cable			No. x mm^2	4C x 0.75	4C x 0.75
Circuit Breaker			A	15	15
Piping Length Total			m	30	30
Piping Length per Branch		Max.	m	20	20
Piping Elevation Difference	IDU - ODU	Max.	m	15	15
	IDU - IDU	Max.	m	7.5	7.5
Piping Connection	Liquid		mm (inch) x No.	Ø6.35 (1/4) x 2	Ø6.35 (1/4) x 2
	Gas		mm (inch) x No.	Ø9.52 (3/8) x 2	Ø9.52 (3/8) x 2

Notes :
1. Capacities are based on the following conditions:
   Cooling : - Indoor Temperature 27°C (80.6°F) DB / 19°C (66.2°F) WB - Outdoor Temperature 35°C (95°F) DB / 24°C (75.2°F) WB
   Heating : - Indoor Temperature 20°C (68°F) DB / 15°C (59°F) WB - Outdoor Temperature 7°C (44.6°F) DB / 6°C (42.8°F) WB
   Piping Length - Interconnecting Piping Length 7.5m - Level Difference of Zero.
2. * : See page "Combination Table".
3. Due to our policy of innovation some specifications may be changed without notification.
4. At least two indoor units should be connected
5. Minimum combination ratio should be more than 40%.
6. This product contains fluorinated greenhouse gases (R32)

R32

LG participates in the ECP programme
for EUROVENT VRF program.
Check ongoing validity of certification
: www.eurovent-certification.com

OUTDOOR UNITS				MU3R19 U21	MU3R21 U21	MU4R25 U21
Compressor	Type			Twin Rotary	Twin Rotary	Twin Rotary
Capacity*	Cooling	Min. / Nom. / Max.	kW	1.1 / 5.3 / 6.3	1.1 / 6.2 / 7.3	1.1 / 7.0 / 8.5
	Heating	Min. / Nom. / Max.	kW	1.2 / 6.3 / 7.3	1.2 / 7.0 / 7.8	1.2 / 8.1 / 9.1
Low Temperature Capacity	Heating -7°C	Max.	kW	5.2	5.5	5.9
Power Input*	Cooling	Min. / Nom. / Max.	kW	0.3 / 1.1 / 2.0	0.3 / 1.4 / 2.5	0.3 / 1.8 / 2.8
	Heating	Min. / Nom. / Max.	kW	0.3 / 1.3 / 2.0	0.3 / 1.5 / 2.4	0.3 / 1.8 / 2.9
Running Current	Cooling	Min. / Nom. / Max.	A	1.3 / 5.0 / 9.2	1.3 / 6.5 / 11.1	1.3 / 8.0 / 12.6
	Heating	Min. / Nom. / Max.	A	1.3 / 5.7 / 9.2	1.3 / 6.9 / 10.8	1.3 / 8.3 / 12.9
EER				4.75	4.28	4.00
COP				5.00	4.60	4.40
SEER				8.50	8.50	8.00
SCOP				4.40	4.40	4.40
Pdesign (@-10°C)			kW	5.20	5.20	5.40
Seasonal Energy Label	Cooling / Heating (A+++ to D Scale)			A+++ / A+	A+++ / A+	A++ / A+
Annual Energy Consumption	Cooling / Heating			217 / 1,655	253 / 1,655	308 / 1,718
Airflow Rate	Nom.		m^3/min	50	50	50
Sound Pressure	Cooling	Nom.	dB(A)	48	49	50
	Heating	Nom.	dB(A)	53	54	54
Sound Power	Cooling	Max.	dB(A)	63	64	66
Dimensions	W x H x D		mm	870 x 650 x 330	870 x 650 x 330	870 x 650 x 330
Net Weight			Kg	46	46	46.2
Refrigerant	Type			R32	R32	R32
	Charge		Kg	1.4	1.4	1.4
	Additional Charge		g/m	20	20	20
	GWP			675	675	675
	t-CO_2 eq			0.945	0.945	0.945
Operation Range (Outdoor)	Cooling	Min. / Max.	°C DB	-10 / 48	-10 / 48	-10 / 48
	Heating	Min. / Max.	°C WB	-18 / 18	-18 / 18	-18 / 18
Power Supply			Ø / V / Hz	1 / 220-240 / 50	1 / 220-240 / 50	1 / 220-240 / 50
Power Supply Cable			No. x mm^2	3C x 2.5	3C x 2.5	3C x 2.5
Transmission Cable			No. x mm^2	4C x 0.75	4C x 0.75	4C x 0.75
Circuit Breaker			A	20	20	20
Piping Length Total			m	50	50	70
Piping Length per Branch		Max.	m	25	25	25
Piping Elevation Difference	IDU - ODU	Max.	m	15	15	15
	IDU - IDU	Max.	m	7.5	7.5	7.5
Piping Connection	Liquid		mm (inch) x No.	Ø6.35 (1/4) x 3	Ø6.35 (1/4) x 3	Ø6.35 (1/4) x 4
	Gas		mm (inch) x No.	Ø9.52 (3/8) x 3	Ø9.52 (3/8) x 3	Ø9.52 (3/8) x 4

Notes :
1. Capacities are based on the following conditions:
   Cooling : - Indoor Temperature 27°C (80.6°F) DB / 19°C (66.2°F) WB - Outdoor Temperature 35°C (95°F) DB / 24°C (75.2°F) WB
   Heating : - Indoor Temperature 20°C (68°F) DB / 15°C (59°F) WB - Outdoor Temperature 7°C (44.6°F) DB / 6°C (42.8°F) WB
   Piping Length - Interconnecting Piping Length 7.5m - Level Difference of Zero.
2. * : See page "Combination Table".
3. Due to our policy of innovation some specifications may be changed without notification.
4. At least two indoor units should be connected
5. Minimum combination ratio should be more than 40%.
6. This product contains fluorinated greenhouse gases (R32)

R32

LG participates in the ECP programme
for EUROVENT VRF program.
Check ongoing validity of certification
: www.eurovent-certification.com

OUTDOOR UNITS				MU4R27 U40	MU5R30 U40
Compressor	Type			Twin Rotary	Twin Rotary
Capacity*	Cooling	Min. / Nom. / Max.	kW	1.3 / 7.9 / 9.5	1.3 / 8.8 / 10.6
	Heating	Min. / Nom. / Max.	kW	1.5 / 9.1 / 10.6	1.5 / 10.1 / 12.1
Low Temperature Capacity	Heating -7°C	Max.	kW	6.4	7.1
Power Input*	Cooling	Min. / Nom. / Max.	kW	0.4 / 1.8 / 2.9	0.4 / 2.0 / 3.4
	Heating	Min. / Nom. / Max.	kW	0.6 / 2.1 / 3.4	0.6 / 2.2 / 3.6
Running Current	Cooling	Min. / Nom. / Max.	A	1.9 / 8.1 / 13.1	1.9 / 9.1 / 15.2
	Heating	Min. / Nom. / Max.	A	2.8 / 9.4 / 15.3	2.8 / 9.7 / 16.3
EER				4.39	4.40
COP				4.39	4.70
SEER				8.00	8.20
SCOP				4.20	4.20
Pdesign (@-10°C)			kW	7.00	7.40
Seasonal Energy Label	Cooling / Heating (A+++ to D Scale)			A++ / A+	A++ / A+
Annual Energy Consumption	Cooling / Heating			346 / 2,333	376 / 2,467
Airflow Rate	Nom.		m^3/min	60	60
Sound Pressure	Cooling	Nom.	dB(A)	50	50
	Heating	Nom.	dB(A)	54	54
Sound Power	Cooling	Max.	dB(A)	65	66
Dimensions	W x H x D		mm	950 x 834 x 330	950 x 834 x 330
Net Weight			Kg	61	61
Refrigerant	Type			R32	R32
	Charge		Kg	2.3	2.6
	Additional Charge		g/m	20	20
	GWP			675	675
	t-CO_2 eq			1.553	1.755
Operation Range (Outdoor)	Cooling	Min. / Max.	°C DB	-10 / 48	-10 / 48
	Heating	Min. / Max.	°C WB	-18 / 18	-18 / 18
Power Supply			Ø / V / Hz	1 / 220-240 / 50	1 / 220-240 / 50
Power Supply Cable			No. x mm^2	3C x 2.5	3C x 2.5
Transmission Cable			No. x mm^2	4C x 0.75	4C x 0.75
Circuit Breaker			A	25	25
Piping Length Total			m	70	75
Piping Length per Branch		Max.	m	25	25
Piping Elevation Difference	IDU - ODU	Max.	m	15	15
	IDU - IDU	Max.	m	7.5	7.5
Piping Connection	Liquid		mm (inch) x No.	Ø6.35 (1/4) x 4	Ø6.35 (1/4) x 5
	Gas		mm (inch) x No.	Ø9.52 (3/8) x 4	Ø9.52 (3/8) x 5

Notes :
1. Capacities are based on the following conditions:
   Cooling : - Indoor Temperature 27°C (80.6°F) DB / 19°C (66.2°F) WB - Outdoor Temperature 35°C (95°F) DB / 24°C (75.2°F) WB
   Heating : - Indoor Temperature 20°C (68°F) DB / 15°C (59°F) WB - Outdoor Temperature 7°C (44.6°F) DB / 6°C (42.8°F) WB
   Piping Length - Interconnecting Piping Length 7.5m - Level Difference of Zero.
2. * : See page "Combination Table".
3. Due to our policy of innovation some specifications may be changed without notification.
4. At least two indoor units should be connected
5. Minimum combination ratio should be more than 40%.
6. This product contains fluorinated greenhouse gases (R32)

Enjoy A New Level Of Fresh Air

AirCare Complete System™ with Wall Mounted Type

LG DUALCOOL, LG ARTCOOL brings the freshness of nature indoors.
The AirCare Complete System™ uses a filtration process with UVnano™ and Ionizer technology that removes fine dust and bacteria, allowing customers to breathe healthy, purified air.

ART COOL™

MIRROR

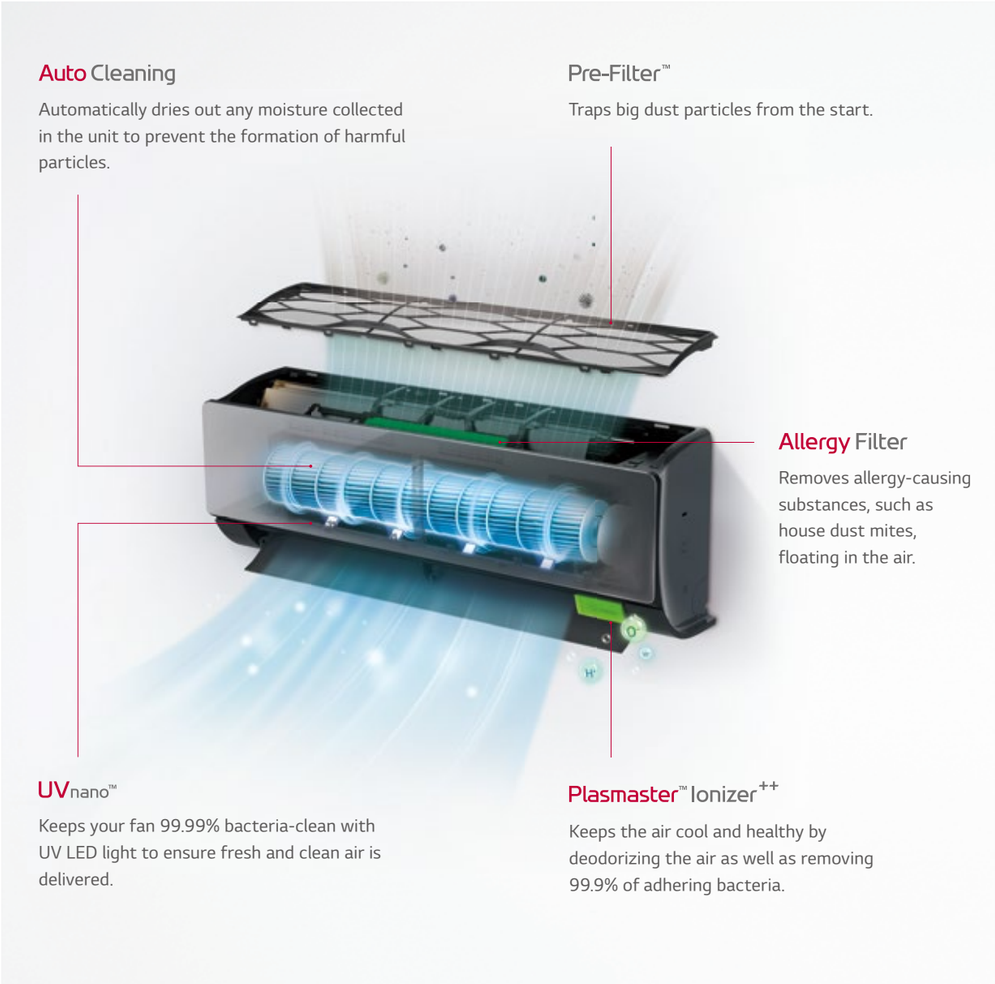

Anytime, Anywhere!

DUALCOOL powered by ThinQ with Voice Control

※ Smart features and voice assistant product may vary by country and model Check with your local retailer or LG for service availability.

Enhance Your Daily Life with ThinQ

Voice Control for a Better Life

Very intuitive
Intuitive control for convenient, anytime, anywhere access.

Accessible to everyone
Increased comfort that is accessible and simple for anyone.

Time saving
Time saving without the burden of searching for the remote control.

UVnano™

LG DUALCOOL, keeping the fan (inside the unit) 99.99% bacteria-free with ultraviolet light to ensure that the air passing through is clean too.

※ UVnano is an integrated marketing name that applies LG Electronics' entire home appliances and it is a compound of the words UV(ultraviolet) and nanometer (unit of length).

What Is UVnano™ and How It Works?

- Emit Ultraviolet rays of UVC wavelength directly damage the DNA of microorganisms (bacteria/mold/viruses) making it impossible for them to multiply.
- High absorption into DNA at 260 to 270 nm wavelengths

DNA Absorption Efficiency by Wavelength

Electromagnetic Spectrum and Types

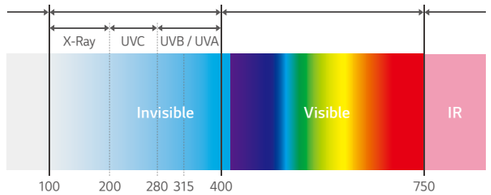

Destruction Nuclear Sequence (Chain)

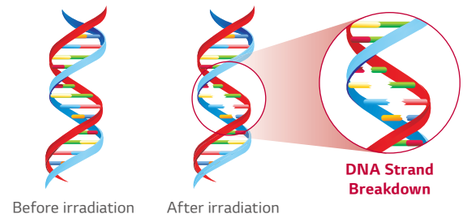



UVC Applied Product

LG Product

Humidifier | Stand AC | Water Purifier | Refrigerator

Various Product Lines

Utensil | Earbud | Surgery Kit | Air Cleaning Robot

Benefit & Verification

Keep the fan 99.99% bacteria-clean for a cleaner breeze.

Removes up to **99.99%** of bacteria from the internal fan.

TÜVRheinland

※ Test Condition
- Test Model : S3NM12JL1GA(SJ), S3NM24K21GA(SK)
- Test Standard : LG test method with referenced to ISO 20743:2007
- Bacteria : Staphylococcus aureus, Staphylococcus epidermidis, Klebsiella pneumoniae

Auto Cleaning

The interior of the air conditioner is maintained clean by drying off the heat exchanger, then cleaning the interior once more.

※ Specifications may vary for each model.

Pain Point

The main cause of odor within air conditioners is mold and bacteria growing on the heat exchanger.
These germs can spread when the heat exchanger is wet.

How It Works

Cleans Filter with Regular Air Flow

The comprehensive auto cleaning function prevents the formation of bacteria and mold on the heat exchanger, providing an enhanced environment.

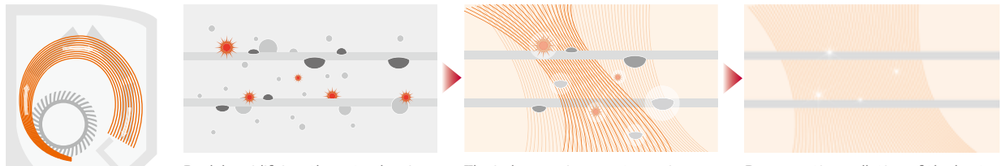

By dehumidifying, the auto cleaning function prevents potentially harmful substances from forming on the surface of the heat exchanger.

The indoor environment remains odorless with the advanced deodorizing function.

By preventing polluting of the heat exchanger caused by various germs and bacteria.

Benefit

Removes Harmful Particles

Auto Cleaning provides clean air by preventing bacteria, mold and odors that can otherwise accumulate in an indoor unit.

Bacteria Prevention | Odor Prevention | Mold Prevention

Plasmaster™ Ionizer++

The powerful Plasmaster Ionizer+ protects you from bad odors and Escherichia coli and Staphylococcus in the surface with over 3 million ions to Reduce to make a safer, and cleaner environment.

※ Specifications may vary for each model.
※ Depending on the experimental conditions.

How It Works

Reduction and Deodorization (Utilizes Over 3 Million Ions)
Plasmaster Ionizer+ reduces E.coli and Staphylococcus in the surface with over 3 million ions.

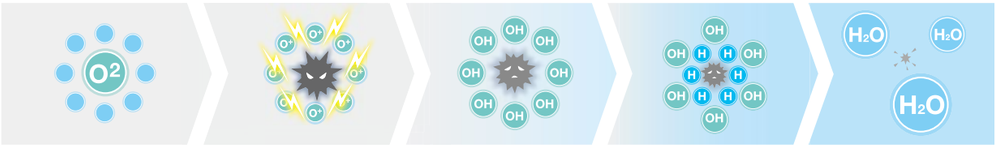

Ion Cluster Generation	Surrounding Harmful Substances	OH Radical Production	Chemical Reaction	Sterilization
Ions are released into air	H- and O- bond to harmful particles	OH radicles inactivate harmful substances	OH radicles bond with H particles	H_2O molecules are produced

Test Result

Reduction Performance Evaluations
Reduce Bacteria E.coli over 99.9% in 30 min.

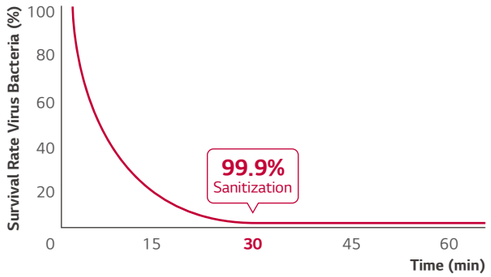

※ Test Conditions :
Space : 52m³ Chamber (measuring with the specimen in the center of test chamber)
Temperature & Humidity : Normal
Bacteria : E coil colon bacillus
Tested by Intertek

Sterilize staphylococcus over 99.6% in 60 min

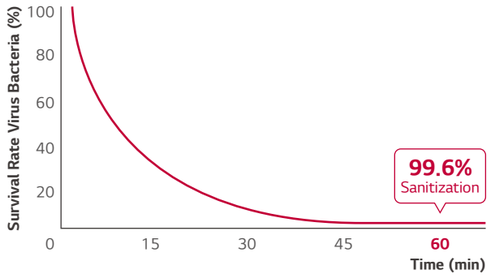

※ Test Conditions :
Space : 52m³ Chamber (Measuring with the specimen in the center of test chamber)
Temperature & Humidity : Normal
Bacteria : Staphylococus Aureus
Tested by Intertek

Benefit & Verification

TUV has verified to remove 99% of 3 kinds of adhering bacteria
- Escherichia coli
- Staphylococcus aureus
- Pseudomonas aeruginosa

Intertek has verified that tobacco adhesive odor intensity is reduced from 3.6 to under 1.5 after 60 min.
- Toluene, Ammonia, Acetic acid

Allergy Filter

Airflow from an air conditioner can cause or contribute to symptoms associated with allergies or asthma. However, LG units boast an interior filter that can absorb these harmful substances, such as dust mites, pollen, fungi, and mold, that float throughout the air.

How It Works

Removes allergy-causing substances, such as dust mites that can be found in the air.

Certification

Specially coated filter reduces

* Test Condition Disclaimer
A filter is coated to absorb harmful substances that can cause allergies.
The air conditioner strongly absorbs indoor air and removes allergy-causing substances, such as house dust mite, fungi, mold, floating in the air.

Allergy UK (a world-renowned organization) is a British medical charity dedicated to helping adults and children with their allergies. The charity was founded in 1991 as the British Allergy Foundation, and in 2002 the operational name of the charity became Allergy UK. Allergy UK endorses certain products that restrict or remove high levels of allergens and gives them a Seal of Approval.

Comfort Air (Indirect Air)

LG provides pure hygienic and temperature regulated atmosphere surrounding your living space. An automatic vane angle adjustment sets perfect vane angle and air volume.

※ Specifications may vary for each model.

Concept

Comfort Air changes the air flow angle to ensure that air is directed away from occupants to promote more comfortable environments optimized for sleeping and more.

How It Works

Control Panel

Remote Control

Comfort Vane
This option conveniently sets an AC's louvers to a preset position so that outflowing air is directed away from a room's occupants.

❶ 1 touch
Comfort Air

❷ 2 touch
Comfort Air

Scene 1: Inclines to a maximum 80° angle.
Sets vane angle to highest position :
Optimized for gentle airflow cooling.

Indoor Unit Display

Remote Controller Display



Scene 2: Declines to a maximum 10° angle.
Sets vane angle to lowest position :
Optimized for gentle airflow heating.

Indoor Unit Display

Remote Control Display

ARTCOOL GALLERY

R32

Dual Inverter COMPRESSOR

EUROVENT CERTIFIED PERFORMANCE www.eurovent-certification.com

LG participates in the ECP programme for EUROVENT VRF program. Check ongoing validity of certification : www.eurovent-certification.com

kBtu/H	5	7	9	12	15	18	24
kW	1.5	2.1	2.6	3.5	4.2	5.3	7.0
ARTCOOL Gallery	-	-	● MA09R NF1	● MA12R NF1	-	-	-

Single Combination

INDOOR				MA09R NF1	MA12R NF1
Capacity	Cooling	Rated	W	2,600	3,500
	Heating	Rated	W	2,900	3,900
Sound Pressure	Cooling	S / L / M / H	dB(A)	27 / 27 / 32 / 38	27 / 32 / 38 / 44
	Heating	L / M / H	dB(A)	27 / 32 / 38	32 / 38 / 44
Sound Power	Cooling	Power	dB(A)	52	54
Air Flow Rate	Cooling	S / L / M/ H	m^3/min	4.4 / 4.4 / 5.9 / 7.7	4.4 / 5.6 / 7.3 / 8.9
		Max. (Power)	m^3/min	8.6	9.6
	Heating	L / M / H	m^3/min	4.7 / 6.1 / 8.0	5.7 / 7.5 / 9.2
Dehumidification Rate			l/h	1.2	1.4
Power Supply			Ø / V / Hz	1 / 220-240 / 50	1 / 220-240 / 50
Power Supply Cable			N x mm^2	4C x 0.75	4C x 0.75
Dimension			mm	600 x 600 x 145	600 x 600 x 145
Net Weight			kg	15.0	15.0
ACCESSORIES & OTHERS				**MA09R NF1**	**MA12R NF1**
Wall Type Single Split Compatible				-	-
Commercial Single Split Compatible				-	-
Dry Contact				Y	Y
Wired Remote Controller				Y	Y
ThinQ (Wi-Fi)				Y	Y

※ This product contains Fluorinated greenhouse gases (R32).
※ S : Sleep / L : Low / M : Medium / H : High
※ GWP : Global warming potential
※ t-CO_2eq : F-gas(kg)*GWP/1000
※ For our policy of continuous product improvement, specification, design and feature are subject to change without prior notice.
※ Y : Available or Applied / - : Not Available or Not Applied

ARTCOOL MIRROR

R32 Wi-Fi UVnano™

Dual Inverter COMPRESSOR

EUROVENT CERTIFIED PERFORMANCE www.eurovent-certification.com

LG participates in the ECP programme for EUROVENT VRF program. Check ongoing validity of certification : www.eurovent-certification.com

kBtu/H	5	7	9	12	15	18	24
kW	1.5	2.1	2.6	3.5	4.2	5.3	7.0
ARTCOOL Mirror	-	● AM07BK NSJ	○● AC09BK NSJ	○● AC12BK NSJ	-	○● AC18BK NSK	○● AC24BK NSK

Single Combination

INDOOR				AM07BK NSJ	AC09BK NSJ	AC12BK NSJ
Capacity	Cooling	Rated	W	2,100	2,500	3,500
	Heating	Rated	W	2,300	3,200	3,800
Sound Pressure	Cooling	S / L / M / H	dB(A)	19 / 26 / 32 / 36	19 / 26 / 33 / 38	19 / 26 / 35 / 39
	Heating	L / M / H	dB(A)	26 / 32 / 36	26 / 33 / 38	26 / 35 / 39
Sound Power	Cooling	Power	dB(A)	57	57	57
Air Flow Rate	Cooling	S / L / M/ H	m^3/min	3.0 / 5.0 / 7.2 / 8.6	3.0 / 5.0 / 7.6 / 9.1	3.0 / 5.0 / 8.1 / 9.6
		Max. (Power)	m^3/min	11.1	11.1	11.1
	Heating	L / M / H	m^3/min	5.0 / 7.2 / 8.6	5.0 / 7.6 / 9.1	5.0 / 8.1 / 9.6
Dehumidification Rate			l/h	0.9	1.1	1.2
Power Supply			Ø / V / Hz	1 / 220-240 / 50	1 / 220-240 / 50	1 / 220-240 / 50
Power Supply Cable			N x mm^2	4C x 0.75	4C x 0.75	4C x 0.75
Dimension			mm	837 x 308 x 192	837 x 308 x 192	837 x 308 x 192
Net Weight			kg	9.9	9.9	9.9
ACCESSORIES & OTHERS				**AM07BK NSJ**	**AC09BK NSJ**	**AC12BK NSJ**
Wall Type Single Split Compatible				-	Y	Y
Commercial Single Split Compatible				-	-	-
Dry Contact				Y	Y	Y
Wired Remote Controller				Y	Y	Y
ThinQ (Embedded Wi-Fi)				Y	Y	Y

INDOOR				AC18BK NSK	AC24BK NSK
Capacity	Cooling	Rated	W	5,000	6,600
	Heating	Rated	W	5,800	7,500
Sound Pressure	Cooling	S / L / M / H	dB(A)	31 / 34 / 42 / 47	31 / 34 / 42 / 47
	Heating	L / M / H	dB(A)	34 / 42 / 47	34 / 42 / 47
Sound Power	Cooling	Power	dB(A)	59	65
Air Flow Rate	Cooling	S / L / M/ H	m^3/min	8.0 / 10.5 / 13.1 / 15.5	8.0 / 10.5 / 13.1 / 16.1
		Max. (Power)	m^3/min	16.8	18.3
	Heating	L / M / H	m^3/min	10.5 / 13.1 / 15.5	10.5 / 13.1 / 16.1
Dehumidification Rate			l/h	1.9	2.6
Power Supply			Ø / V / Hz	1 / 220-240 / 50	1 / 220-240 / 50
Power Supply Cable			N x mm^2	4C x 0.75	4C x 0.75
Dimension			mm	998 x 345 x 212	998 x 345 x 212
Net Weight			kg	12.8	13.5
ACCESSORIES & OTHERS				**AC18BK NSK**	**AC24BK NSK**
Wall Type Single Split Compatible				Y	Y
Commercial Single Split Compatible				-	-
Dry Contact				Y	Y
Wired Remote Controller				Y	Y
ThinQ (Embedded Wi-Fi)				Y	Y

※ This product contains Fluorinated greenhouse gases (R32).
※ S : Sleep / L : Low / M : Medium / H : High
※ GWP : Global warming potential
※ t-CO_2eq : F-gas(kg)*GWP/1000
※ For our policy of continuous product improvement, specification, design and feature are subject to change without prior notice.
※ Y : Available or Applied / - : Not Available or Not Applied

ARTCOOL COLOR

R32 Wi-Fi UVnano™

Dual Inverter COMPRESSOR

EUROVENT CERTIFIED PERFORMANCE www.eurovent-certification.com

LG participates in the ECP programme for EUROVENT VRF program. Check ongoing validity of certification : www.eurovent-certification.com

kBtu/H	5	7	9	12	15	18	24
kW	1.5	2.1	2.6	3.5	4.2	5.3	7.0
ARTCOOL Color	-	-	○● AB09BK NSJ	○● AB12BK NSJ	-	○● AB18BK NSK	○● AB24BK NSK

Single Combination

INDOOR				AB09BK NSJ	AB12BK NSJ
Capacity	Cooling	Rated	W	2,500	3,500
	Heating	Rated	W	3,200	3,800
Sound Pressure	Cooling	S / L / M / H	dB(A)	19 / 26 / 33 / 38	19 / 26 / 35 / 39
	Heating	L / M / H	dB(A)	26 / 33 / 38	26 / 35 / 39
Sound Power	Cooling	Power	dB(A)	57	57
Air Flow Rate	Cooling	S / L / M/ H	m^3/min	3.0 / 5.0 / 7.6 / 9.1	3.0 / 5.0 / 8.1 / 9.6
		Max. (Power)	m^3/min	11.1	11.1
	Heating	L / M / H	m^3/min	5.0 / 7.6 / 9.1	5.0 / 8.1 / 9.6
Dehumidification Rate			l/h	1.1	1.2
Power Supply			Ø / V / Hz	1 / 220-240 / 50	1 / 220-240 / 50
Power Supply Cable			N x mm^2	4C x 0.75	4C x 0.75
Dimension			mm	837 x 308 x 192	837 x 308 x 192
Net Weight			kg	9.9	9.9
ACCESSORIES & OTHERS				**AB09BK NSJ**	**AB12BK NSJ**
Wall Type Single Split Compatible				Y	Y
Commercial Single Split Compatible				-	-
Dry Contact				Y	Y
Wired Remote Controller				Y	Y
ThinQ (Embedded Wi-Fi)				Y	Y

INDOOR				AB18BK NSK	AB24BK NSK
Capacity	Cooling	Rated	W	5,000	6,600
	Heating	Rated	W	5,800	7,500
Sound Pressure	Cooling	S / L / M / H	dB(A)	31 / 34 / 42 / 47	31 / 34 / 42 / 47
	Heating	L / M / H	dB(A)	34 / 42 / 47	34 / 42 / 47
Sound Power	Cooling	Power	dB(A)	59	65
Air Flow Rate	Cooling	S / L / M/ H	m^3/min	8.0 / 10.5 / 13.1 / 15.5	8.0 / 10.5 / 13.1 / 16.1
		Max. (Power)	m^3/min	16.8	18.3
	Heating	L / M / H	m^3/min	10.5 / 13.1 / 15.5	10.5 / 13.1 / 16.1
Dehumidification Rate			l/h	1.9	2.6
Power Supply			Ø / V / Hz	1 / 220-240 / 50	1 / 220-240 / 50
Power Supply Cable			N x mm^2	4C x 0.75	4C x 0.75
Dimension			mm	998 x 345 x 212	998 x 345 x 212
Net Weight			kg	12.8	13.5
ACCESSORIES & OTHERS				**AB18BK NSK**	**AB24BK NSK**
Wall Type Single Split Compatible				Y	Y
Commercial Single Split Compatible				-	-
Dry Contact				Y	Y
Wired Remote Controller				Y	Y
ThinQ (Embedded Wi-Fi)				Y	Y

※ Available in May
※ This product contains Fluorinated greenhouse gases (R32).
※ S : Sleep / L : Low / M : Medium / H : High
※ GWP : Global warming potential
※ t-CO_2eq : F-gas(kg)*GWP/1000
※ For our policy of continuous product improvement, specification, design and feature are subject to change without prior notice.
※ Y : Available or Applied / - : Not Available or Not Applied

AIR PURIFICATION

R32 Wi-Fi

Dual Inverter COMPRESSOR

EUROVENT CERTIFIED PERFORMANCE www.eurovent-certification.com

LG participates in the ECP programme for EUROVENT VRF program. Check ongoing validity of certification : www.eurovent-certification.com

kBtu/H	5	7	9	12	15	18	24
kW	1.5	2.1	2.6	3.5	4.2	5.3	7.0
Air Purification	-	-	○● AP09RK NSJ	○● AP12RK NSJ	-	-	-

Single Combination

INDOOR				AP09RK NSJ	AP12RK NSJ
Capacity	Cooling	Rated	W	2,500	3,500
	Heating	Rated	W	3,300	4,000
Sound Pressure	Cooling	S / L / M / H	dB(A)	21 / 27 / 35 / 42	21 / 27 / 35 / 42
	Heating	L / M / H	dB(A)	27 / 35 / 42	27 / 35 / 42
Sound Power	Cooling	Power	dB(A)	59	59
Air Flow Rate	Cooling	S / L / M/ H	m^3/min	3.0 / 4.2 / 6.6 / 10.0	3.0 / 4.2 / 6.6 / 10.0
		Max. (Power)	m^3/min	11.0	11.0
	Heating	L / M / H	m^3/min	4.2 / 6.6 / 10.0	4.2 / 6.6 / 10.0
Dehumidification Rate			l/h	0.9	0.9
Power Supply			Ø / V / Hz	1 / 220-240 / 50	1 / 220-240 / 50
Power Supply Cable			N x mm^2	4C x 0.75	4C x 0.75
Dimension			mm	857 x 348 x 189	857 x 348 x 189
Net Weight			kg	9.5	9.5
ACCESSORIES & OTHERS				**AP09RK NSJ**	**AP12RK NSJ**
Wall Type Single Split Compatible				Y	Y
Commercial Single Split Compatible				-	-
Dry Contact				Y	Y
Wired Remote Controller				Y	Y
ThinQ (Embedded Wi-Fi)				Y	Y

※ This product contains Fluorinated greenhouse gases (R32).
※ S : Sleep / L : Low / M : Medium / H : High
※ GWP : Global warming potential
※ t-CO_2eq : F-gas(kg)*GWP/1000
※ For our policy of continuous product improvement, specification, design and feature are subject to change without prior notice.
※ Y : Available or Applied / - : Not Available or Not Applied

DELUXE

R32 Wi-Fi UVnano™

Dual Inverter COMPRESSOR

EUROVENT CERTIFIED PERFORMANCE www.eurovent-certification.com

LG participates in the ECP programme for EUROVENT VRF program. Check ongoing validity of certification : www.eurovent-certification.com

kBtu/H	5	7	9	12	15	18	24
kW	1.5	2.1	2.6	3.5	4.2	5.3	7.0
Deluxe	-	● DM07RK NSJ	○● DC09RK NSJ	○● DC12RK NSJ	-	○● DC18RK NSK	○● DC24RK NSK

Single Combination

INDOOR				DM07RK NSJ	DC09RK NSJ	DC12RK NSJ
Capacity	Cooling	Rated	W	2,100	2,500	3,500
	Heating	Rated	W	2,300	3,200	4,000
Sound Pressure	Cooling	S / L / M / H	dB(A)	19 / 27 / 31 / 36	19 / 27 / 32 / 36	19 / 29 / 34 / 38
	Heating	L / M / H	dB(A)	27 / 31 / 36	27 / 32 / 36	29 / 34 / 39
Sound Power	Cooling	Power	dB(A)	56	56	56
Air Flow Rate	Cooling	S / L / M/ H	m³/min	3.5 / 5.0 / 6.1 / 7.4	3.5 / 5.0 / 6.4 / 7.7	3.5 / 5.3 / 6.7 / 8.1
		Max. (Power)	m³/min	10.1	10.1	10.1
	Heating	L / M / H	m³/min	5.0 / 6.1 / 7.4	5.0 / 6.4 / 7.7	5.3 / 6.7 / 8.1
Dehumidification Rate			l/h	0.9	1.1	1.2
Power Supply			Ø / V / Hz	1 / 220-240 / 50	1 / 220-240 / 50	1 / 220-240 / 50
Power Supply Cable			N x mm²	4C x 0.75	4C x 0.75	4C x 0.75
Dimension			mm	837 x 308 x 189	837 x 308 x 189	837 x 308 x 189
Net Weight			kg	9.1	9.1	9.1
ACCESSORIES & OTHERS				**DM07RK NSJ**	**DC09RK NSJ**	**DC12RK NSJ**
Wall Type Single Split Compatible				-	Y	Y
Commercial Single Split Compatible				-	-	-
Dry Contact				Y	Y	Y
Wired Remote Controller				Y	Y	Y
ThinQ (Embedded Wi-Fi)				Y	Y	Y

INDOOR				DC18RK NSK	DC24RK NSK
Capacity	Cooling	Rated	W	5,000	6,600
	Heating	Rated	W	5,800	7,500
Sound Pressure	Cooling	S / L / M / H	dB(A)	31 / 34 /42 / 47	31 / 34 / 42 / 47
	Heating	L / M / H	dB(A)	34 / 42 / 47	34 / 42 / 47
Sound Power	Cooling	Power	dB(A)	60	64
Air Flow Rate	Cooling	S / L / M/ H	m³/min	8.0 / 10.5 / 13.1 / 15.5	8.0 / 10.5 / 13.1 / 16.1
		Max. (Power)	m³/min	16.8	18.3
	Heating	L / M / H	m³/min	10.5 / 13.1 / 15.5	10.5 / 13.1 / 16.1
Dehumidification Rate			l/h	1.9	2.6
Power Supply			Ø / V / Hz	1 / 220-240 / 50	1 / 220-240 / 50
Power Supply Cable			N x mm²	4C x 0.75	4C x 0.75
Dimension			mm	998 x 345 x 210	998 x 345 x 210
Net Weight			kg	11.9	12.7
ACCESSORIES & OTHERS				**DC18RK NSK**	**DC24RK NSK**
Wall Type Single Split Compatible				Y	Y
Commercial Single Split Compatible				-	-
Dry Contact				Y	Y
Wired Remote Controller				Y	Y
ThinQ (Embedded Wi-Fi)				Y	Y

※ This product contains Fluorinated greenhouse gases (R32).
※ S : Sleep / L : Low / M : Medium / H : High
※ GWP : Global warming potential
※ t-CO_2eq : F-gas(kg)*GWP/1000
※ For our policy of continuous product improvement, specification, design and feature are subject to change without prior notice.
※ Y : Available or Applied / - : Not Available or Not Applied

STANDARD PLUS

R32 Wi-Fi

Dual Inverter COMPRESSOR

EUROVENT CERTIFIED PERFORMANCE www.eurovent-certification.com

LG participates in the ECP programme for EUROVENT VRF program. Check ongoing validity of certification : www.eurovent-certification.com

kBtu/H	5	7	9	12	15	18	24
kW	1.5	2.1	2.6	3.5	4.2	5.3	7.0
Standard Plus	● PM05SK NSA	● PM07SK NSA	○● PC09SK NSJ	○● PC12SK NSJ	● PM15SK NSJ	○● PC18SK NSK	○● PC24SK NSK

Single Combination

INDOOR				PM05SK NSA	PM07SK NSA	PC09SK NSJ	PC12SK NSJ	PM15SK NSJ
Capacity	Cooling	Rated	W	1,500	2,100	2,500	3,500	4,200
	Heating	Rated	W	1,600	2,300	3,200	3,800	5,400
Sound Pressure	Cooling	S / L / M / H	dB(A)	22 / 27 / 31 / 36	22 / 27 / 32 / 37	19 / 26 / 33 / 38	19 / 26 / 35 / 39	19 / 28 / 38 / 41
	Heating	L / M / H	dB(A)	25 / 29 / 35	25 / 31 / 37	26 / 33 / 38	26 / 35 / 39	28 / 38 / 41
Sound Power	Cooling	Power	dB(A)	57	57	57	57	57
Air Flow Rate	Cooling	S / L / M/ H	m³/min	2.0 / 3.5 / 5.0 / 6.3	2.0 / 3.5 / 5.3 / 6.6	3.0 / 5.0 / 7.6 / 9.1	3.0 / 5.0 / 8.1 / 9.6	3.0 / 5.4 / 8.6 / 10.0
		Max. (Power)	m³/min	11.1	11.1	11.1	11.1	11.1
	Heating	L / M / H	m³/min	4.5 / 5.3 / 6.8	4.5 / 5.7 / 7.2	5.0 / 7.6 / 9.1	5.0 / 8.1 / 9.6	5.4 / 8.6 / 10.0
Dehumidification Rate			l/h	0.9	0.9	1.1	1.2	1.2
Power Supply			Ø / V / Hz	1 / 220-240 / 50	1 / 220-240 / 50	1 / 220-240 / 50	1 / 220-240 / 50	1 / 220-240 / 50
Power Supply Cable			N x mm²	4C x 0.75	4C x 0.75	4C x 0.75	4C x 0.75	4C x 0.75
Dimension			mm	754 x 308 x 189	754 x 308 x 189	837 x 308 x 189	837 x 308 x 189	837 x 308 x 189
Net Weight			kg	7.8	7.8	8.7	8.7	8.7
ACCESSORIES & OTHERS				**PM05SK NSA**	**PM07SK NSA**	**PC09SK NSJ**	**PC12SK NSJ**	**PM15SK NSJ**
Wall Type Single Split Compatible				-	-	Y	Y	-
Commercial Single Split Compatible				-	-	-	-	-
Dry Contact				Y	Y	Y	Y	Y
Wired Remote Controller				Y	Y	Y	Y	Y
ThinQ (Embedded Wi-Fi)				Y	Y	Y	Y	Y

INDOOR				PC18SK NSK	PC24SK NSK
Capacity	Cooling	Rated	W	5,000	6,600
	Heating	Rated	W	5,800	7,500
Sound Pressure	Cooling	S / L / M / H	dB(A)	31 / 34 / 42 / 47	31 / 34 / 42 / 47
	Heating	L / M / H	dB(A)	34 / 42 / 47	34 / 42 / 47
Sound Power	Cooling	Power	dB(A)	59	65
Air Flow Rate	Cooling	S / L / M/ H	m³/min	8.0 / 10.5 / 13.1 / 15.5	8.0 / 10.5 / 13.1 / 16.1
		Max. (Power)	m³/min	16.8	18.3
	Heating	L / M / H	m³/min	10.5 / 13.1 / 15.5	10.5 / 13.1 / 16.1
Dehumidification Rate			l/h	1.9	2.6
Power Supply			Ø / V / Hz	1 / 220-240 / 50	1 / 220-240 / 50
Power Supply Cable			N x mm²	4C x 0.75	4C x 0.75
Dimension			mm	998 x 345 x 210	998 x 345 x 210
Net Weight			kg	11.9	12.7
ACCESSORIES & OTHERS				**PC18SK NSK**	**PC24SK NSK**
Wall Type Single Split Compatible				Y	Y
Commercial Single Split Compatible				-	-
Dry Contact				Y	Y
Wired Remote Controller				Y	Y
ThinQ (Embedded Wi-Fi)				Y	Y

※ This product contains Fluorinated greenhouse gases (R32).
※ S : Sleep / L : Low / M : Medium / H : High
※ GWP : Global warming potential
※ t-CO_2eq : F-gas(kg)*GWP/1000
※ For our policy of continuous product improvement, specification, design and feature are subject to change without prior notice.
※ Y : Available or Applied / - : Not Available or Not Applied

STANDARD SPECIALITY

R32 Wi-Fi

Dual Inverter COMPRESSOR

EUROVENT CERTIFIED PERFORMANCE www.eurovent-certification.com

LG participates in the ECP programme for EUROVENT VRF program. Check ongoing validity of certification : www.eurovent-certification.com

kBtu/H	5	7	9	12	15	18	24
kW	1.5	2.1	2.6	3.5	4.2	5.3	7.0
Standard Plus	● MJ05PC NSJ	● MJ07PC NSJ	○◎ MJ09PC NSJ	○◎ MJ12PC NSJ	● MJ15PC NSJ	○◎ MJ18PC NSK	○◎ MJ24PC NSK

Single Combination

INDOOR				MJ05PC NSJ	MJ07PC NSJ	MJ09PC NSJ	MJ12PC NSJ	MJ15PC NSJ
Capacity	Cooling	Rated	W	1,500	2,100	2,500	3,500	4,200
	Heating	Rated	W	1,600	2,300	3,200	3,800	5,400
Sound Pressure	Cooling	S / L / M / H	dB(A)	19 / 27 / 30 / 35	19 / 27 / 31 / 36	19 / 27 / 32 / 36	19 / 29 / 34 / 38	19 / 29 / 35 / 40
	Heating	L / M / H	dB(A)	27 / 30 / 35	27 / 31 / 36	27 / 32 / 36	29 / 34 / 38	29 / 35 / 40
Sound Power	Cooling	Power	dB(A)	57	57	57	57	57
Air Flow Rate	Cooling	S / L / M/ H	m^3/min	3.5 / 5.0 / 5.8 / 7.1	3.5 / 5.0 / 6.1 / 7.4	3.5 / 5.0 / 6.4 / 7.7	3.5 / 5.3 / 6.7 / 8.1	3.5 / 5.4 / 7.0 / 8.7
		Max. (Power)	m^3/min	10.1	10.1	10.1	10.1	10.1
	Heating	L / M / H	m^3/min	5.0 / 5.8 / 7.1	5.0 / 6.1 / 7.4	5.0 / 6.4 / 7.7	5.3 / 6.7 / 8.1	5.4 / 7.0 / 8.7
Dehumidification Rate			l/h	0.9	0.9	1.1	1.2	1.2
Power Supply			Ø / V / Hz	1 / 220-240 / 50	1 / 220-240 / 50	1 / 220-240 / 50	1 / 220-240 / 50	1 / 220-240 / 50
Power Supply Cable			N x mm^2	4C x 0.75	4C x 0.75	4C x 0.75	4C x 0.75	4C x 0.75
Dimension			mm	837 x 308 x 189	837 x 308 x 189	837 x 308 x 189	837 x 308 x 189	837 x 308 x 189
Net Weight			kg	8.7	8.7	8.7	8.7	8.7
ACCESSORIES & OTHERS				**MJ05PC NSJ**	**MJ07PC NSJ**	**MJ09PC NSJ**	**MJ12PC NSJ**	**MJ15PC NSJ**
Wall Type Single Split Compatible				-	-	-	-	-
Commercial Single Split Compatible				-	-	Y	Y	-
Dry Contact				Y	Y	Y	Y	Y
Wired Remote Controller				Y	Y	Y	Y	Y
ThinQ (Embedded Wi-Fi)				Y	Y	Y	Y	Y

INDOOR				MJ18PC NSK	MJ24PC NSK
Capacity	Cooling	Rated	W	5,000	6,600
	Heating	Rated	W	5,800	7,500
Sound Pressure	Cooling	S / L / M / H	dB(A)	31 / 34 / 42 / 47	31 / 34 / 42 / 47
	Heating	L / M / H	dB(A)	34 / 42 / 47	34 / 42 / 47
Sound Power	Cooling	Power	dB(A)	59	65
Air Flow Rate	Cooling	S / L / M/ H	m^3/min	8.0 / 10.5 / 13.1 / 15.5	8.0 / 10.5 / 13.1 / 16.1
		Max. (Power)	m^3/min	16.8	18.3
	Heating	L / M / H	m^3/min	10.5 / 13.1 / 15.5	10.5 / 13.1 / 16.1
Dehumidification Rate			l/h	1.9	2.6
Power Supply			Ø / V / Hz	1 / 220-240 / 50	1 / 220-240 / 50
Power Supply Cable			N x mm^2	4C x 0.75	4C x 0.75
Dimension			mm	998 x 345 x 210	998 x 345 x 210
Net Weight			kg	12.0	12.0
ACCESSORIES & OTHERS				**MJ18PC NSK**	**MJ24PC NSK**
Wall Type Single Split Compatible				-	-
Commercial Single Split Compatible				Y	Y
Dry Contact				Y	Y
Wired Remote Controller				Y	Y
ThinQ (Embedded Wi-Fi)				Y	Y

※ This product contains Fluorinated greenhouse gases (R32).
※ S : Sleep / L : Low / M : Medium / H : High
※ GWP : Global warming potential
※ t-CO_2eq : F-gas(kg)*GWP/1000
※ For our policy of continuous product improvement, specification, design and feature are subject to change without prior notice.
※ Y : Available or Applied / - : Not Available or Not Applied

STANDARD 2

R32 Wi-Fi

Dual Inverter COMPRESSOR

EUROVENT CERTIFIED PERFORMANCE www.eurovent-certification.com

LG participates in the ECP programme for EUROVENT VRF program. Check ongoing validity of certification : www.eurovent-certification.com

kBtu/H	5	7	9	12	15	18	24
kW	1.5	2.1	2.6	3.5	4.2	5.3	7.0
Standard2	-	● MS07ET NSA	○● S09ET NSJ	○● S12ET NSJ	-	○● S18ET NSK	○● S24ET NSK

Single Combination

INDOOR				MS07ET NSA	S09ET NSJ	S12ET NSJ
Capacity	Cooling	Rated	W	2,100	2,500	3,500
	Heating	Rated	W	2,300	3,200	3,800
Sound Pressure	Cooling	S / L / M / H	dB(A)	22 / 27 / 32 / 37	19 / 26 / 33 / 38	19 / 26 / 35 / 39
	Heating	L / M / H	dB(A)	25 / 31 / 37	26 / 33 / 38	26 / 35 / 39
Sound Power	Cooling	Power	dB(A)	57	57	57
Air Flow Rate	Cooling	S / L / M/ H	m^3/min	2.0 / 3.5 / 5.3 / 6.6	3.0 / 5.0 / 7.6 / 9.1	3.0 / 5.0 / 8.1 / 9.6
		Max. (Power)	m^3/min	10.5	11.1	11.1
	Heating	L / M / H	m^3/min	4.5 / 5.7 / 7.2	5.0 / 7.6 / 9.1	5.0 / 8.1 / 9.6
Dehumidification Rate			l/h	0.6	1.1	1.2
Power Supply			Ø / V / Hz	1 / 220-240 / 50	1 / 220-240 / 50	1 / 220-240 / 50
Power Supply Cable			N x mm^2	4C x 0.75	4C x 0.75	4C x 0.75
Dimension			mm	754 x 308 x 189	837 x 308 x 189	837 x 308 x 189
Net Weight			kg	7.8	8.7	8.7
ACCESSORIES & OTHERS				**MS07ET NSA**	**S09ET NSJ**	**S12ET NSJ**
Wall Type Single Split Compatible				-	Y	Y
Commercial Single Split Compatible				-	-	-
Dry Contact				Y	Y	Y
Wired Remote Controller				Y	Y	Y
ThinQ (Embedded Wi-Fi)				Y	Y	Y

INDOOR				S18ET NSK	S24ET NSK
Capacity	Cooling	Rated	W	5,000	6,600
	Heating	Rated	W	5,800	7,500
Sound Pressure	Cooling	S / L / M / H	dB(A)	31 / 34 / 42 / 47	31 /34 / 42 / 47
	Heating	L / M / H	dB(A)	34 / 42 / 47	34 / 42 / 47
Sound Power	Cooling	Power	dB(A)	59	65
Air Flow Rate	Cooling	S / L / M/ H	m^3/min	8.0 / 10.5 / 13.1 / 15.5	8.0 / 10.5 / 13.1 / 16.1
		Max. (Power)	m^3/min	16.8	18.3
	Heating	L / M / H	m^3/min	10.5 / 13.1 / 15.5	10.5/13.1/16.1
Dehumidification Rate			l/h	1.9	2.6
Power Supply			Ø / V / Hz	1 / 220-240 / 50	1 / 220-240 / 50
Power Supply Cable			N x mm^2	4C x 0.75	4C x 0.75
Dimension			mm	998 x 345 x 210	998 x 345 x 210
Net Weight			kg	11.9	12.7
ACCESSORIES & OTHERS				**S18ET NSK**	**S24ET NSK**
Wall Type Single Split Compatible				Y	Y
Commercial Single Split Compatible				-	-
Dry Contact				Y	Y
Wired Remote Controller				Y	Y
ThinQ (Embedded Wi-Fi)				Y	Y

※ This product contains Fluorinated greenhouse gases (R32).
※ S : Sleep / L : Low / M : Medium / H : High
※ GWP : Global warming potential
※ t-CO_2eq : F-gas(kg)*GWP/1000
※ For our policy of continuous product improvement, specification, design and feature are subject to change without prior notice.
※ Y : Available or Applied / - : Not Available or Not Applied

Enjoy A New Level Of Fresh Air

Air Purification Kit
with 1 Way CST

Cooling + Heating + Air Purification
Comfort 365 Days

Removes Ultrafine Dust
Electrical Diffusion, PM 1.0 & Deodorization Filter and Ionizer

Real-time Control & Monitoring
Smart Indicator Remote Controller Smart Phone (ThinQ App)





Air Conditioner and Air Purifier in One

5-Steps air cleaning process removes invisible, Ultrafine dust, odor and germs to ensure a clean and healthy living environment.

1st Step	2nd Step	3rd Step	4th Step	5th Step
Pre-Filter	Anion Emission	Ultrafine Dust Filter	Photocatalytic Deodorization Filter	Sterilization Ionizer
	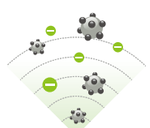			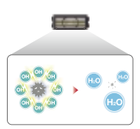
Multi layer structure removes particle 2.5 times higher efficiency than general pre-filters and particle is reduced by 40% ↑	Anion increases the electrostatic force of particle & this Improves filter's collecting efficiency	Removes up to 99% of Fine particle to Ultrafine particle (Able to remove PM 1.0)	High efficiency gas adsorption technology removes life odor & harmful gases	Deactivate bacteria and virus that cause food poisoning and pneumonia

Convenient Monitoring

Smart Indicator
Shows quality of Indoor air in real time



Remote Controller
Display air status and fine dust concentration

Smart Phone
Whenever & Wherever check and control air status

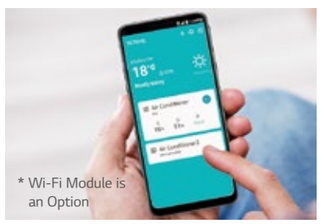

Certificate of Removal Performance

[Verification for Ultrafine Dust Removal]
[Verification for Culturable Bacteria and Virus Removal]

[1 Way CST]
- Virus (Bacteriophage Phi-X174): 95.3% removed within 30 minutes
- Bacteria (Staphylococcus): 91.2% removed within 60 minutes
- Ultrafine dust removal (50 nm, 100 nm): 99.9% removed

Human Detection for Your Comfort and Energy Saving

Human detection function identifies presence of people in order to provide pleasant airflow & Energy Saving.

Comfort Indirect

Prevent airflow to heading to user by sensing.

Follow User Direct

Prefer air flow to heading to user by sensing.

- Available only for CT24F NB0 Model.
- Available only for products with Human Detecting sensor.

Sensor Detection for Energy Saving

The sensor detects when no one is present and stops / activates operation, saving 54% of energy.

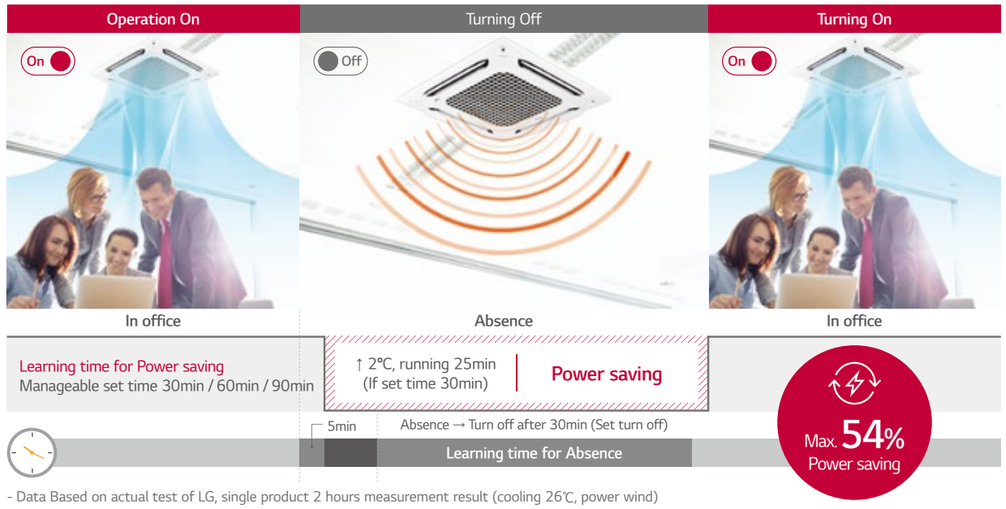

- Data Based on actual test of LG, single product 2 hours measurement result (cooling 26℃, power wind)

Human Detecting Process

Step 1

Select candidates to be recognized as a human body based on motion detection.

Step 2

Among selected human body candidates, judge whether if is human body or not through 5 stages sorter.



Inputting Image | **Detecting Motion** | **Selecting Human Body Candidates** | **Human Body Sorter** | **Final detected Human Body**

※ Images are not saved.

Comfort Air

Two vane angles can be controlled in 6 steps from 20˚ to 70˚, depending on the indoor environment and personal preference.

Automatic 4 Way Wind Direction

The wind is discharged evenly up, down, left, and right automatically, so there is no cooling blind spot.

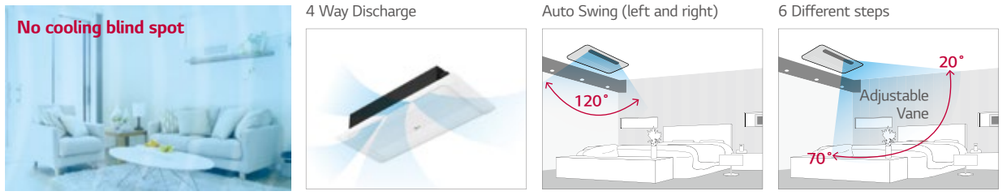

Direct & Indirect Wind

1 Way Cassette

Comfort indirect wind
Without blowing directly at people in the room, the space is comfortable!

Cool direct wind
Cooler on a hot day.

Independent Vane Operation

The independent vane operation function uses separate motors, making it possible to control all four vanes independently.

Individual vane control | Swirl swing



Compact Size of Indoor Unit

LG 1 Way Cassette

Slim & compact design not only saves space, but also reduces installation costs. The height of 1 Way Cassette is 132 mm, making it the ideal solution for installation in limited space.

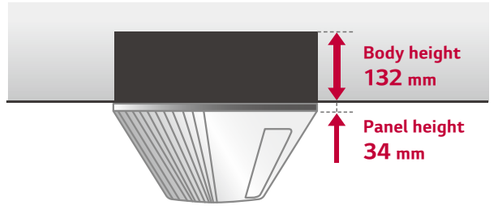

LG 4 Way Cassette

Slim & compact design not only saves space, but also improves workability. It's designed to suit most of building designs and fit into various spaces.

1.5 - 3.5 kW

Height : **214 mm**

Length Width : 570 x 570 mm

7.0 kW

Height : **204 mm**

Length Width : 840 x 840 mm

Convenient Panel Installation

The detachable corner design makes it easy to adjust the hanger during installation and to check for leakages in the drain connection pipe. And it is easy to install the panel to the body, using the button type panel design.

Detachable Corner Design

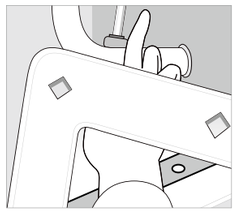

Drain Leakage Check

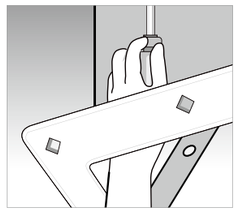

Hanger adjust

One Push Panel



Filter Maintenance & Sign

1 Way Cassette notifies the user of the time of cleaning not only by the remote controller or mobile application, but also by the LED display on the cassette. It makes the filter management easy and the indoor environment can be kept clean.

Filter Sign

Mobile Application*

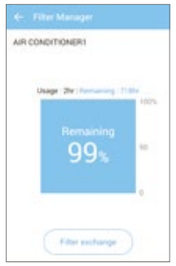

Wired Remote Controller

Indicator Color



DESCRIPTION	LAMP COLOR
Cooling mode	Green
Heating mode	Green
Time to clean filter in cooling/heating Mode	Yellowish Green
Time to clean filter when product is not operating	Orange
Hot start or defrost mode before starting heating mode	Green
When reservation set on	Yellowish Green

One Touch Magnetic

The 1 Way cassette easily maintained when they need filter change or cleaning by one touch magnetic.



Convenient Remote Controller for Ceiling Mounted Cassette and Ceiling Concealed Duct

Standard III remote controller offers 4.3 inch LCD screen with luxurious design which well-matches interior design through simple button layout.

Standard III
Remote Controller

Humidity Display

Multi Language Support

English, French, German, Spanish, Italian Portuguese, Polish, Czech, Russian, Chinese

External Equipment Control

User can turn on or off the external equipment through 1 Digital Output port



Optimized Schedule

Easy making schedule from daily to yearly

User Friendly Design

Intuitive GUI design using circle theme

2 Set Point

Room temperature is decided by setting 2 set point for cooling and heating

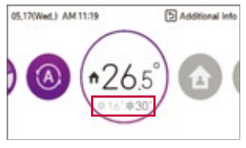

for Cooling



for Heating



Note : Some function may not work in some products

CEILING MOUNTED CASSETTE

R32

Dual Inverter COMPRESSOR

EUROVENT CERTIFIED PERFORMANCE www.eurovent-certification.com

LG participates in the ECP programme for EUROVENT VRF program. Check ongoing validity of certification : www.eurovent-certification.com

kBtu/H	5	7	9	12	15	18	24
kW	1.5	2.1	2.6	3.5	4.2	5.3	7.0
1 Way Cassette	-	-	● MT09R NU1	● MT11R NU1	-	-	-

1 Way Cassette

INDOOR				MT09R NU1	MT11R NU1
Capacity	Cooling / Heating	Nom.	kW	2.6 / 2.9	3.5 / 3.9
Power Input		Nom.	W	20	20
Running Current		Nom.	A	0.2	0.2
Power Supply			Ø / V / Hz	1 / 220-240 / 50	1 / 220-240 / 50
Air Flow Rate		H / M / L	m³/min	7.5 / 7.3 / 6.8	8.1 / 7.4 / 7.0
Sound Pressure	Cooling	H / M / L	dB(A)	36 / 34 / 32	37 / 36 / 33
Sound Power	Cooling	Max.	dB(A)	54	57
Dehumidification Rate			l/h	1.1	1.2
Dimensions	Body	W x H x D	mm	860 x 132 x 450	860 x 132 x 450
Net Weight	Body		kg	13.5	13.5
Piping Connection	Liquid		mm (inch)	Ø6.35 (1/4)	Ø6.35 (1/4)
	Gas		mm (inch)	Ø9.52 (3/8)	Ø9.52 (3/8)
Decoration Panel	Model			PT-UAHW0 / PT-UAHG0 / PT-UPHG0	PT-UAHW0 / PT-UAHG0 / PT-UPHG0
ACCESSORIES & OTHERS				**MT09R NU1**	**MT11R NU1**
Commercial Single Split Compatible				-	-
Dual Vane Cassette Panel				-	-
Air Purification Kit				Y	Y
Dry Contact				Y	Y
Wireless or Wired Remote Controller				Y	Y
ThinQ (Wi-Fi)				Y	Y

※ This product contains Fluorinated greenhouse gases (R32).
※ For our policy of continuous product improvement, specification, design and features are subject to change without prior notice.
※ Y : Available or Applied / - : Not Available or Not Applied

R32

Dual Inverter COMPRESSOR

EUROVENT CERTIFIED PERFORMANCE www.eurovent-certification.com

LG participates in the ECP programme for EUROVENT VRF program. Check ongoing validity of certification : www.eurovent-certification.com

kBtu/H	5	7	9	12	15	18	24
kW	1.5	2.1	2.6	3.5	4.2	5.3	7.0
4 Way Cassette	● MT06R NR0	● MT08R NR0	○◎ CT09F NR0	○◎ CT12F NR0	-	○◎ CT18F NQ0	○◎ CT24F NB0

4 Way Cassette

INDOOR				MT06R NR0	MT08R NR0	CT09F NR0
Capacity	Cooling / Heating	Nom.	kW	1.5 / 1.6	2.1 / 2.3	2.6 / 2.9
Power Input		Nom.	W	20	20	22
Running Current		Nom.	A	0.40	0.40	0.40
Power Supply			Ø / V / Hz	1 / 220-240 / 50	1 / 220-240 / 50	1 / 220-240 / 50
Air Flow Rate		H / M / L	m³/min	7.5 / 6.0 / 5.0	7.5 / 6.0 / 5.0	8.5 / 7.0 / 6.0
Sound Pressure	Cooling	H / M / L	dB(A)	31 / 27 / 24	31 / 27 / 24	36 / 33 / 30
Sound Power	Cooling	Max.	dB(A)	48	48	52
Dehumidification Rate			l/h	-	-	0.9
Dimensions	Body	W x H x D	mm	570 x 214 x 570	570 x 214 x 570	570 x 214 x 570
Net Weight	Body		kg	11.7	11.7	12.4
Piping Connection	Liquid		mm (inch)	Ø6.35 (1/4)	Ø6.35 (1/4)	Ø6.35 (1/4)
	Gas		mm (inch)	Ø9.52 (3/8)	Ø9.52 (3/8)	Ø9.52 (3/8)
Decoration Panel	Model			PT-QCHW0	PT-QCHW0	PT-QAGW0
	Color			Morning Fog (9001)	Morning Fog (9001)	White (9003)
	Dimensions	W x H x D	mm	620 x 34 x 620	620 x 34 x 620	620 x 35 x 620
	Weight		kg	3	3	2.9
ACCESSORIES & OTHERS				**MT06R NR0**	**MT08R NR0**	**CT09F NR0**
Commercial Single Split Compatible				-	-	Y
Dual Vane Cassette Panel				-	-	-
Air Purification Kit				-	-	-
Dry Contact				Y	Y	Y
Wireless or Wired Remote Controller				Y	Y	Y
ThinQ (Wi-Fi)				Y	Y	Y

INDOOR				CT12F NR0	CT18F NQ0	CT24F NB0
Capacity	Cooling / Heating	Nom.	kW	3.5 / 3.9	5.3 / 5.8	6.7 / 7.5
Power Input		Nom.	W	24	26	26
Running Current		Nom.	A	0.40	0.40	0.60
Power Supply			Ø / V / Hz	1 / 220-240 / 50	1 / 220-240 / 50	1 / 220-240 / 50
Air Flow Rate		H / M / L	m³/min	9.5 / 8.0 / 7.0	13.0 / 12.0 / 11.0	17.0 / 15.0 / 13.0
Sound Pressure	Cooling	H / M / L	dB(A)	38 / 35 / 32	41 / 39 / 39	38 / 36 / 34
Sound Power	Cooling	Max.	dB(A)	52	57	53
Dehumidification Rate			l/h	1.4	2.0	2.7
Dimensions	Body	W x H x D	mm	570 x 214 x 570	570 x 256 x 570	840 x 204 x 840
Net Weight	Body		kg	12.4	13.9	21.1
Piping Connection	Liquid		mm (inch)	Ø6.35 (1/4)	Ø6.35 (1/4)	Ø6.35 (1/4)
	Gas		mm (inch)	Ø9.52 (3/8)	Ø12.7 (1/2)	Ø12.7 (1/2)
Decoration Panel	Model			PT-QAGW0	PT-QAGW0	PT-AAGW0
	Color			White (9003)	White (9003)	White (9003)
	Dimensions	W x H x D	mm	620 x 35 x 620	620 x 35 x 620	950 x 35 x 950
	Weight		kg	2.9	2.9	7.1
ACCESSORIES & OTHERS				**CT12F NR0**	**CT18F NQ0**	**CT24F NB0**
Commercial Single Split Compatible				Y	Y	Y
Dual Vane Cassette Panel				-	-	Y
Air Purification Kit				-	-	Y
Dry Contact				Y	Y	Y
Wireless or Wired Remote Controller				Y	Y	Y
ThinQ (Wi-Fi)				Y	Y	Y

※ Dual vane is applied to 24k
※ This product contains Fluorinated greenhouse gases (R32).
※ For our policy of continuous product improvement, specification, design and features are subject to change without prior notice.
※ Y : Available or Applied / - : Not Available or Not Applied

Compact Size of Indoor Unit

Slim & Compact design Low-static ducts provide ideal solution for installation in limited space and makes it easy to carry. It saves labor cost for installation and maintenance.

COOLING CAPA. (KW)	BODY (W × H × D, MM)	WEIGHT (kg)
2.5	900 x 190 x 460	18.0
3.5	900 x 190 x 460	18.0
5.0	1,100 x 190 x 460	20.9
7.0	1,100 x 190 x 700	26.0

* Based on low pressure duct

E.S.P. (External Static Pressure) Control

E.S.P. control function enables control of air volume easily with a remote controller. The BLDC motor can control fan speed and air volume regardless of the external static pressure.

Set RPM by simple touch on remote control to change airflow



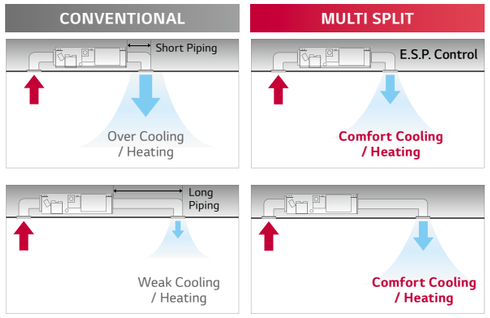

※ ESP Setting guide (Wired Remote Controller) :
- Standard III (PREMTB100/B10) : Menu → Setting → Installer → ESP setting
- Standard II (PREMTB001/B01) : Button click → 03 : XX → ESP setting

※ Wired remote controller is necessary.

High Head Drain Pump

High head drain pump automatically drains water up to 700mm of drain-head height.
It provides a perfect solution for water drainage.

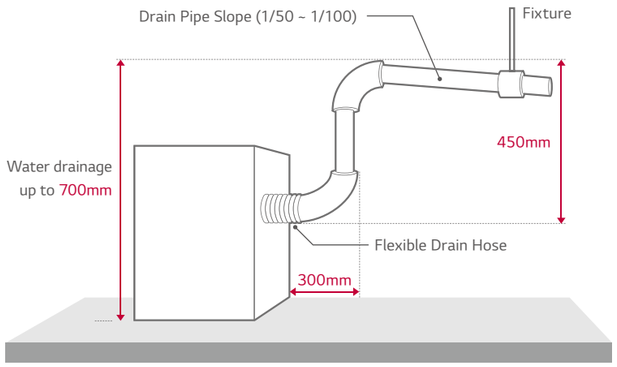

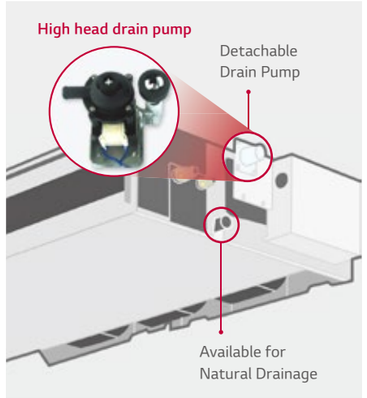

※ Mid-static duct: Accessory (ABDPG) / Low-static duct : Included

Two Thermistors Control

The indoor temperature can be checked using the thermistors in the remote controller as well as from the indoor unit. Two thermistors check indoor air temperature and select the optimal temperature for a more comfortable environment.

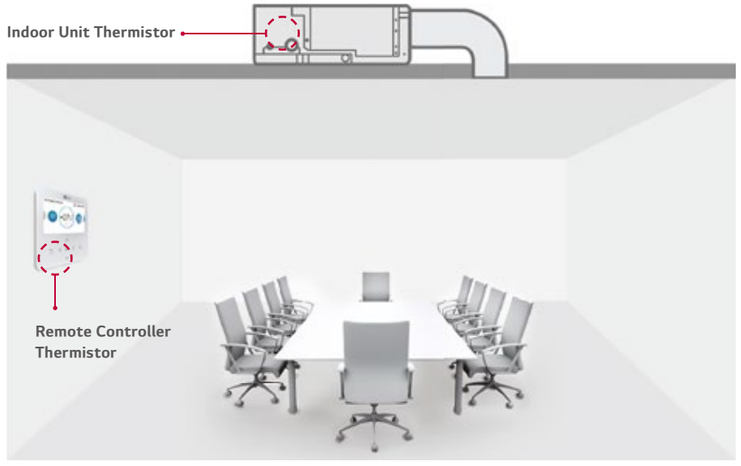

Compares temperatures sensed from different positions, and automatically selects the optimum temperature for users.

R32

Dual Inverter COMPRESSOR

EUROVENT CERTIFIED PERFORMANCE www.eurovent-certification.com

LG participates in the ECP programme for EUROVENT VRF program.
Check ongoing validity of certification
: www.eurovent-certification.com

kBtu/H	5	7	9	12	15	18	24
kW	1.5	2.1	2.6	3.5	4.2	5.3	7.0
Mid / High Static Pressure	-	-	-	-	-	○◎ CM18F N10	○◎ CM24F N10

Duct (Mid Static)

INDOOR				CM18F N10	CM24F N10
Capacity	Cooling / Heating	Nom.	kW	5.3 / 5.8	7.0 / 7.7
Power Input		H / M / L	W	150 / 130 / 110	180 / 150 / 130
Running Current		H / M / L	A	0.85 / 0.76 / 0.67	0.98 / 0.85 / 0.76
Power Supply			Ø / V / Hz	1 / 220-240 / 50	1 / 220-240 / 50
Air Flow Rate		H / M / L	m³/min	16.5 / 14.5 / 13.0	18.0 / 16.5 / 14.5
Sound Pressure		H / M / L	dB(A)	34 / 32 / 30	35 / 34 / 32
Sound Power Level		Rated	dB(A)	59	60
Dehumidification Rate			l/h	1.5	2.5
Dimensions		W x H x D	mm	900 x 270 x 700	900 x 270 x 700
Net Weight			kg	24.6	24.6
Piping Connections	Liquid Side		mm (inch)	Ø6.35 (1/4)	Ø9.52 (3/8)
	Gas Side		mm (inch)	Ø12.7 (1/2)	Ø15.88 (5/8)
External static pressure	Min. ~ Max.		Pa (mmAq)	58.8 (6)	58.8 (6)
ACCESSORIES & OTHERS				**CM18F N10**	**CM24F N10**
Commercial Single Split Compatible				Y	Y
Dual Vane Cassette Panel				-	-
Air Purification Kit (UVnano Filter Box)				Y	Y
Dry Contact				Y	Y
Wireless or Wired Remote Controller				Y	Y
ThinQ (Wi-Fi)				Y	Y

※ This product contains Fluorinated greenhouse gases (R32).
※ For our policy of continuous product improvement, specification, design and features are subject to change without prior notice.
※ Y : Available or Applied / - : Not Available or Not Applied

R32

Dual Inverter COMPRESSOR

EUROVENT CERTIFIED PERFORMANCE www.eurovent-certification.com

LG participates in the ECP programme for EUROVENT VRF program. Check ongoing validity of certification : www.eurovent-certification.com

kBtu/H	5	7	9	12	15	18	24
kW	1.5	2.1	2.6	3.5	4.2	5.3	7.0
Low Static Pressure	-	-	○◎ CL09F N50	○◎ CL12F N50	-	○◎ CL18F N60	-

Duct (Low Static)

INDOOR				CL09F N50	CL12F N50	CL18F N60
Capacity	Cooling / Heating	Nom.	kW	2.5 / 3.2	3.4 / 4.0	5.0 / 5.8
Power Input		H / M / L	W	21 / 15 / 13	21 / 15 / 13	100 / 90 / 80
Running Current		H / M / L	A	0.21 / 0.16 / 0.14	0.21 / 0.16 / 0.14	0.43 / 0.39 / 0.34
Power Supply			Ø / V / Hz	1 / 220-240 / 50	1 / 220-240 / 50	1 / 220-240 / 50
Air Flow Rate		H / M / L	m³/min	11.5 / 9.5 / 8.0	11.5 / 9.5 / 8.0	15.0 / 12.0 / 10.0
Sound Pressure		H / M / L	dB(A)	35 / 30 / 27	35 / 30 / 27	34 / 31 / 29
Sound Power Level		Rated	dB(A)	55	55	56
Dehumidification Rate			l/h	0.5	0.9	1.7
Dimensions		W x H x D	mm	900 x 190 x 460	900 x 190 x 460	1,100 x 190 x 460
Net Weight			kg	18.0	18.0	20.9
Piping Connections	Liquid Side		mm (inch)	Ø 6.35 (1/4)	Ø 6.35 (1/4)	Ø 6.35 (1/4)
	Gas Side		mm (inch)	Ø 9.52 (3/8)	Ø 9.52 (3/8)	Ø 12.7 (1/2)
External static pressure	Min. ~ Max.		Pa (mmAq)	0 ~ 5 (0 ~ 50)	0 ~ 5 (0 ~ 50)	0 ~ 5 (0 ~ 50)
ACCESSORIES & OTHERS				**CL09F N50**	**CL12F N50**	**CL18F N60**
Commercial Single Split Compatible				Y	Y	Y
Dual Vane Cassette Panel				-	-	-
Air Purification Kit (UVnano Filter Box)				Y	Y	Y
Dry Contact				Y	Y	Y
Wireless or Wired Remote Controller				Y	Y	Y
ThinQ (Wi-Fi)				Y	Y	Y

R32

Dual Inverter COMPRESSOR

EUROVENT CERTIFIED PERFORMANCE www.eurovent-certification.com

LG participates in the ECP programme for EUROVENT VRF program. Check ongoing validity of certification : www.eurovent-certification.com

kBtu/H	5	7	9	12	15	18	24
kW	1.5	2.1	2.6	3.5	4.2	5.3	7.0
Low Static Pressure	-	-	-	-	-	-	○◎ CL24F N30

Duct (Low Static)

INDOOR				CL24F N30
Capacity	Cooling / Heating	Nom.	kW	6.8 / 7.5
Power Input		H / M / L	W	150 / 130 / 110
Running Current		H / M / L	A	0.65 / 0.56 / 0.47
Power Supply			Ø / V / Hz	1 / 220-240 / 50
Air Flow Rate		H / M / L	m³/min	20.0 / 16.0 / 12.0
Sound Pressure		H / M / L	dB(A)	39 / 35 / 32
Sound Power Level		Rated	dB(A)	58
Dehumidification Rate			l/h	2.5
Dimensions		W x H x D	mm	1,100 x 190 x 700
Net Weight			kg	26.0
Piping Connections	Liquid Side		mm (inch)	Ø 9.52 (3/8)
	Gas Side		mm (inch)	Ø 15.88 (5/8)
External static pressure	Min. ~ Max.		Pa (mmAq)	0 ~ 5 (0 ~ 50)
ACCESSORIES & OTHERS				**CL24F N30**
Commercial Single Split Compatible				Y
Dual Vane Cassette Panel				-
Air Purification Kit (UVnano Filter Box)				Y
Dry Contact				Y
Wireless or Wired Remote Controller				Y
ThinQ (Wi-Fi)				Y

※ This product contains Fluorinated greenhouse gases (R32).
※ For our policy of continuous product improvement, specification, design and features are subject to change without prior notice.
※ Y : Available or Applied / - : Not Available or Not Applied

CEILING CONCEALED DUCT

R32

MU2R15

COOLING														
OPERATION	COMBINATION OF INDOOR UNIT (kBtu/h CLASS)					TOTAL CAPACITY						INPUT(W)		
						MIN.		RATED		MAX.				
	UNIT-A	UNIT-B	UNIT-C	UNIT-D	TOTAL	Btu/h	kW	Btu/h	kW	Btu/h	kW	MIN.	RATED	MAX.
1 UNIT	5				5	3,000	0.88	5,000	1.47	5,750	1.69	226	381	477
	7				7	4,200	1.23	7,000	2.05	8,050	2.36	303	540	683
	9				9	5,400	1.58	9,000	2.64	10,350	3.03	408	676	864
	12				12	7,200	2.11	12,000	3.52	13,800	4.04	540	926	1,176
2 UNIT	5	5			10	6,000	1.76	10,000	2.93	11,500	3.37	414	682	889
	5	7			12	7,200	2.11	12,000	3.52	13,800	4.04	486	833	1,106
	5	9			14	8,400	2.46	14,000	4.10	16,100	4.72	583	988	1,376
	7	7			14	8,400	2.46	14,000	4.10	16,100	4.72	583	988	1,376
	7	9			16	8,400	2.46	14,000	4.10	16,100	4.72	583	988	1,376
	5	12			17	8,400	2.46	14,000	4.10	16,100	4.72	583	988	1,376
	9	9			18	8,400	2.46	14,000	4.10	16,100	4.72	583	988	1,376
	7	12			19	8,400	2.46	14,000	4.10	16,100	4.72	583	988	1,376
	9	12			21	8,400	2.46	14,000	4.10	16,100	4.72	583	988	1,376

HEATING														
OPERATION	COMBINATION OF INDOOR UNIT (kBtu/h CLASS)					TOTAL CAPACITY						INPUT(W)		
						MIN.		RATED		MAX.				
	UNIT-A	UNIT-B	UNIT-C	UNIT-D	TOTAL	Btu/h	kW	Btu/h	kW	Btu/h	kW	MIN.	RATED	MAX.
1 UNIT	5				5	3,300	0.97	5,500	1.61	6,050	1.77	235	380	472
	7				7	5,040	1.48	8,400	2.46	9,240	2.71	355	604	721
	9				9	6,480	1.90	10,800	3.17	11,880	3.48	454	784	949
	12				12	7,920	2.32	13,200	3.87	14,520	4.26	554	969	1,185
2 UNIT	5	5			10	6,600	1.93	11,000	3.22	12,100	3.55	408	706	854
	5	7			12	7,920	2.32	13,200	3.87	14,520	4.26	498	872	1,066
	5	9			14	9,600	2.81	16,000	4.69	18,400	5.39	613	1,066	1,433
	7	7			14	9,600	2.81	16,000	4.69	18,400	5.39	613	1,066	1,433
	7	9			16	9,600	2.81	16,000	4.69	18,400	5.39	613	1,066	1,433
	5	12			17	9,600	2.81	16,000	4.69	18,400	5.39	613	1,066	1,433
	9	9			18	9,600	2.81	16,000	4.69	18,400	5.39	613	1,066	1,433
	7	12			19	9,600	2.81	16,000	4.69	18,400	5.39	613	1,066	1,433
	9	12			21	9,600	2.81	16,000	4.69	18,400	5.39	613	1,066	1,433

※ For our policy of continuous product improvement, specification, design and features are subject to change without prior notice.

R32

MU2R17

COOLING														
OPERATION	COMBINATION OF INDOOR UNIT (kBtu/h CLASS)					TOTAL CAPACITY						INPUT(W)		
						MIN.		RATED		MAX.				
	UNIT-A	UNIT-B	UNIT-C	UNIT-D	TOTAL	Btu/h	kW	Btu/h	kW	Btu/h	kW	MIN.	RATED	MAX.
1 UNIT	5				5	3,000	0.88	5,000	1.47	5,750	1.69	226	381	477
	7				7	4,200	1.23	7,000	2.05	8,050	2.36	303	540	683
	9				9	5,400	1.58	9,000	2.64	10,350	3.03	408	676	864
	12				12	7,200	2.11	12,000	3.52	13,800	4.04	540	926	1,176
	15				15	8,520	2.50	14,200	4.16	16,330	4.79	648	1,196	1,588
2 UNIT	5	5			10	6,000	1.76	10,000	2.93	11,500	3.37	414	682	889
	5	7			12	7,200	2.11	12,000	3.52	13,800	4.04	486	833	1,058
	5	9			14	8,400	2.46	14,000	4.10	16,100	4.72	583	988	1,376
	7	7			14	8,400	2.46	14,000	4.10	16,100	4.72	583	988	1,376
	7	9			16	9,600	2.81	16,000	4.69	18,400	5.39	657	1,251	1,699
	5	12			17	9,600	2.81	16,000	4.69	18,400	5.39	657	1,251	1,699
	9	9			18	9,600	2.81	16,000	4.69	18,400	5.39	657	1,251	1,699
	7	12			19	9,600	2.81	16,000	4.69	18,400	5.39	657	1,251	1,699
	5	15			20	9,600	2.81	16,000	4.69	18,400	5.39	657	1,251	1,699
	9	12			21	9,600	2.81	16,000	4.69	18,400	5.39	657	1,251	1,699
	7	15			22	9,600	2.81	16,000	4.69	18,400	5.39	657	1,251	1,699
	9	15			24	9,600	2.81	16,000	4.69	18,400	5.39	657	1,251	1,699
	12	12			24	9,600	2.81	16,000	4.69	18,400	5.39	657	1,251	1,699

HEATING														
OPERATION	COMBINATION OF INDOOR UNIT (kBtu/h CLASS)					TOTAL CAPACITY						INPUT(W)		
						MIN.		RATED		MAX.				
	UNIT-A	UNIT-B	UNIT-C	UNIT-D	TOTAL	Btu/h	kW	Btu/h	kW	Btu/h	kW	MIN.	RATED	MAX.
1 UNIT	5				5	3,300	0.97	5,500	1.61	6,050	1.77	235	380	472
	7				7	5,040	1.48	8,400	2.46	9,240	2.71	355	604	721
	9				9	6,480	1.90	10,800	3.17	11,880	3.48	454	758	920
	12				12	7,920	2.32	13,200	3.87	14,520	4.26	554	942	1,155
	15				15	9,900	2.90	16,500	4.84	18,150	5.32	706	1,187	1,489
2 UNIT	5	5			10	6,600	1.93	11,000	3.22	12,100	3.55	408	706	854
	5	7			12	7,920	2.32	13,200	3.87	14,520	4.26	498	872	1,066
	5	9			14	9,600	2.81	16,000	4.69	18,400	5.39	613	1,066	1,433
	7	7			14	9,600	2.81	16,000	4.69	18,400	5.39	613	1,066	1,433
	7	9			16	10,800	3.17	18,000	5.28	19,400	5.69	706	1,247	1,633
	5	12			17	10,800	3.17	18,000	5.28	19,400	5.69	706	1,247	1,633
	9	9			18	10,800	3.17	18,000	5.28	19,400	5.69	706	1,247	1,633
	7	12			19	10,800	3.17	18,000	5.28	19,400	5.69	706	1,247	1,633
	5	15			20	10,800	3.17	18,000	5.28	19,400	5.69	706	1,247	1,633
	9	12			21	10,800	3.17	18,000	5.28	19,400	5.69	706	1,247	1,633
	7	15			22	10,800	3.17	18,000	5.28	19,400	5.69	706	1,247	1,633
	9	15			24	10,800	3.17	18,000	5.28	19,400	5.69	706	1,247	1,633
	12	12			24	10,800	3.17	18,000	5.28	19,400	5.69	706	1,247	1,633

※ For our policy of continuous product improvement, specification, design and features are subject to change without prior notice.

R32

MU3R19

COOLING														
OPERATION	COMBINATION OF INDOOR UNIT (kBtu/h CLASS)					TOTAL CAPACITY						INPUT(W)		
						MIN.		RATED		MAX.				
	UNIT-A	UNIT-B	UNIT-C	UNIT-D	TOTAL	Btu/h	kW	Btu/h	kW	Btu/h	kW	MIN.	RATED	MAX.
1 UNIT	5				5	3,600	1.06	5,000	1.47	6,000	1.76	288	363	571
	7				7	4,200	1.23	7,000	2.05	8,400	2.46	319	478	645
	9				9	5,400	1.58	9,000	2.64	10,800	3.17	378	595	847
	12				12	7,200	2.11	12,000	3.52	14,400	4.22	478	822	1,139
	15				15	8,520	2.50	15,000	4.40	17,040	4.99	573	1,003	1,356
	18				18	10,800	3.17	18,000	5.28	21,600	6.33	747	1,302	1,827
2 UNIT	5	5			10	7,200	2.11	10,000	2.93	12,000	3.52	350	532	788
	5	7			12	7,200	2.11	12,000	3.52	14,400	4.22	350	669	991
	5	9			14	8,400	2.46	14,000	4.10	16,800	4.92	408	821	1,215
	7	7			14	8,400	2.46	14,000	4.10	16,800	4.92	408	821	1,215
	7	9			16	9,600	2.81	16,000	4.69	19,200	5.63	469	991	1,467
	5	12			17	10,200	2.99	17,000	4.98	20,400	5.98	532	1,083	1,603
	9	9			18	10,800	3.17	18,000	5.28	21,600	6.33	599	1,182	2,040
	7	12			19	10,800	3.17	18,000	5.28	21,600	6.33	599	1,182	2,040
	5	15			20	10,800	3.17	18,000	5.28	21,600	6.33	599	1,182	2,040
	9	12			21	10,800	3.17	18,000	5.28	21,600	6.33	599	1,182	2,040
	7	15			22	10,800	3.17	18,000	5.28	21,600	6.33	599	1,182	2,040
	5	18			23	10,800	3.17	18,000	5.28	21,600	6.33	599	1,182	2,040
	9	15			24	10,800	3.17	18,000	5.28	21,600	6.33	599	1,182	2,040
	12	12			24	10,800	3.17	18,000	5.28	21,600	6.33	599	1,182	2,040
	7	18			25	10,800	3.17	18,000	5.28	21,600	6.33	599	1,182	2,040
	9	18			27	10,800	3.17	18,000	5.28	21,600	6.33	599	1,182	2,040
	12	15			27	10,800	3.17	18,000	5.28	21,600	6.33	599	1,182	2,040
	5	24			29	10,800	3.17	18,000	5.28	21,600	6.33	599	1,182	2,040
	12	18			30	10,800	3.17	18,000	5.28	21,600	6.33	599	1,182	2,040
	15	15			30	10,800	3.17	18,000	5.28	21,600	6.33	599	1,182	2,040
3 UNIT	5	5	5		15	9,000	2.64	15,000	4.40	18,000	5.28	422	837	1,239
	5	5	7		17	10,200	2.99	17,000	4.98	20,400	5.98	481	1,013	1,500
	5	5	9		19	10,800	3.17	18,000	5.28	21,600	6.33	544	1,111	1,918
	5	7	7		19	10,800	3.17	18,000	5.28	21,600	6.33	544	1,111	1,918
	5	7	9		21	10,800	3.17	18,000	5.28	21,600	6.33	544	1,111	1,918
	7	7	7		21	10,800	3.17	18,000	5.28	21,600	6.33	544	1,111	1,918
	5	5	12		22	10,800	3.17	18,000	5.28	21,600	6.33	544	1,111	1,918
	5	9	9		23	10,800	3.17	18,000	5.28	21,600	6.33	544	1,111	1,918
	7	7	9		23	10,800	3.17	18,000	5.28	21,600	6.33	544	1,111	1,918
	5	7	12		24	10,800	3.17	18,000	5.28	21,600	6.33	544	1,111	1,918
	5	5	15		25	10,800	3.17	18,000	5.28	21,600	6.33	544	1,111	1,918
	7	9	9		25	10,800	3.17	18,000	5.28	21,600	6.33	544	1,111	1,918
	5	9	12		26	10,800	3.17	18,000	5.28	21,600	6.33	544	1,111	1,918
	7	7	12		26	10,800	3.17	18,000	5.28	21,600	6.33	544	1,111	1,918
	5	7	15		27	10,800	3.17	18,000	5.28	21,600	6.33	544	1,111	1,918
	9	9	9		27	10,800	3.17	18,000	5.28	21,600	6.33	544	1,111	1,918
	7	9	12		28	10,800	3.17	18,000	5.28	21,600	6.33	544	1,111	1,918
	5	5	18		28	10,800	3.17	18,000	5.28	21,600	6.33	544	1,111	1,918
	5	9	15		29	10,800	3.17	18,000	5.28	21,600	6.33	544	1,111	1,918
	5	12	12		29	10,800	3.17	18,000	5.28	21,600	6.33	544	1,111	1,918
	7	7	15		29	10,800	3.17	18,000	5.28	21,600	6.33	544	1,111	1,918
	5	7	18		30	10,800	3.17	18,000	5.28	21,600	6.33	544	1,111	1,918
	9	9	12		30	10,800	3.17	18,000	5.28	21,600	6.33	544	1,111	1,918

※ For our policy of continuous product improvement, specification, design and features are subject to change without prior notice.

COMBINATION TABLE

R32

MU3R19

HEATING														
OPERATION	COMBINATION OF INDOOR UNIT (kBtu/h CLASS)					TOTAL CAPACITY						INPUT(W)		
						MIN.		RATED		MAX.				
	UNIT-A	UNIT-B	UNIT-C	UNIT-D	TOTAL	Btu/h	kW	Btu/h	kW	Btu/h	kW	MIN.	RATED	MAX.
1 UNIT	5				5	4,000	1.17	5,500	1.61	6,325	1.85	279	384	589
	7				7	5,040	1.48	8,400	2.46	9,660	2.83	342	579	743
	9				9	6,480	1.90	10,800	3.17	12,420	3.64	483	757	997
	12				12	7,920	2.32	13,200	3.87	15,180	4.45	537	954	1,234
	15				15	9,900	2.90	16,500	4.84	18,975	5.56	688	1,189	1,593
	18				18	11,880	3.48	19,800	5.80	22,770	6.67	845	1,483	1,978
2 UNIT	5	5			10	7,200	2.11	12,000	3.52	14,400	4.22	329	598	861
	5	7			12	8,640	2.53	14,400	4.22	17,280	5.06	430	904	1,301
	5	9			14	10,080	2.95	16,800	4.92	20,160	5.91	484	945	1,360
	7	7			14	10,080	2.95	16,800	4.92	20,160	5.91	484	945	1,360
	7	9			16	11,520	3.38	19,200	5.63	23,040	6.75	540	1,118	1,610
	5	12			17	12,240	3.59	20,400	5.98	24,480	7.17	598	1,319	1,899
	9	9			18	12,960	3.80	21,600	6.33	25,000	7.33	660	1,391	2,040
	7	12			19	12,960	3.80	21,600	6.33	25,000	7.33	660	1,391	2,040
	5	15			20	12,960	3.80	21,600	6.33	25,000	7.33	660	1,391	2,040
	9	12			21	12,960	3.80	21,600	6.33	25,000	7.33	660	1,391	2,040
	7	15			22	12,960	3.80	21,600	6.33	25,000	7.33	660	1,391	2,040
	5	18			23	12,960	3.80	21,600	6.33	25,000	7.33	660	1,391	2,040
	9	15			24	12,960	3.80	21,600	6.33	25,000	7.33	660	1,391	2,040
	12	12			24	12,960	3.80	21,600	6.33	25,000	7.33	660	1,391	2,040
	7	18			25	12,960	3.80	21,600	6.33	25,000	7.33	660	1,391	2,040
	9	18			27	12,960	3.80	21,600	6.33	25,000	7.33	660	1,391	2,040
	12	15			27	12,960	3.80	21,600	6.33	25,000	7.33	660	1,391	2,040
	5	24			29	12,960	3.80	21,600	6.33	25,000	7.33	660	1,391	2,040
	12	18			30	12,960	3.80	21,600	6.33	25,000	7.33	660	1,391	2,040
	15	15			30	12,960	3.80	21,600	6.33	25,000	7.33	660	1,391	2,040
3 UNIT	5	5	5		15	10,800	3.17	18,000	5.28	21,600	6.33	497	946	1,363
	5	5	7		17	12,240	3.59	20,400	5.98	24,480	7.17	551	1,118	1,610
	5	5	9		19	12,960	3.80	21,600	6.33	25,000	7.33	725	1,266	1,823
	5	7	7		19	12,960	3.80	21,600	6.33	25,000	7.33	725	1,266	1,823
	5	7	9		21	12,960	3.80	21,600	6.33	25,000	7.33	725	1,266	1,823
	7	7	7		21	12,960	3.80	21,600	6.33	25,000	7.33	725	1,266	1,823
	5	5	12		22	12,960	3.80	21,600	6.33	25,000	7.33	725	1,266	1,823
	5	9	9		23	12,960	3.80	21,600	6.33	25,000	7.33	725	1,266	1,823
	7	7	9		23	12,960	3.80	21,600	6.33	25,000	7.33	725	1,266	1,823
	5	7	12		24	12,960	3.80	21,600	6.33	25,000	7.33	725	1,266	1,823
	5	5	15		25	12,960	3.80	21,600	6.33	25,000	7.33	725	1,266	1,823
	7	9	9		25	12,960	3.80	21,600	6.33	25,000	7.33	725	1,266	1,823
	5	9	12		26	12,960	3.80	21,600	6.33	25,000	7.33	725	1,266	1,823
	7	7	12		26	12,960	3.80	21,600	6.33	25,000	7.33	725	1,266	1,823
	5	7	15		27	12,960	3.80	21,600	6.33	25,000	7.33	725	1,266	1,823
	9	9	9		27	12,960	3.80	21,600	6.33	25,000	7.33	725	1,266	1,823
	7	9	12		28	12,960	3.80	21,600	6.33	25,000	7.33	725	1,266	1,823
	5	5	18		28	12,960	3.80	21,600	6.33	25,000	7.33	725	1,266	1,823
	5	9	15		29	12,960	3.80	21,600	6.33	25,000	7.33	725	1,266	1,823
	5	12	12		29	12,960	3.80	21,600	6.33	25,000	7.33	725	1,266	1,823
	7	7	15		29	12,960	3.80	21,600	6.33	25,000	7.33	725	1,266	1,823
	5	7	18		30	12,960	3.80	21,600	6.33	25,000	7.33	725	1,266	1,823
	9	9	12		30	12,960	3.80	21,600	6.33	25,000	7.33	725	1,266	1,823

※ For our policy of continuous product improvement, specification, design and features are subject to change without prior notice.

R32

MU3R21

COOLING														
OPERATION	COMBINATION OF INDOOR UNIT (kBtu/h CLASS)					TOTAL CAPACITY						INPUT(W)		
						MIN.		RATED		MAX.				
	UNIT-A	UNIT-B	UNIT-C	UNIT-D	TOTAL	Btu/h	kW	Btu/h	kW	Btu/h	kW	MIN.	RATED	MAX.
1 UNIT	5				5	3,600	1.06	5,000	1.47	6,000	1.76	288	363	571
	7				7	4,200	1.23	7,000	2.05	8,400	2.46	319	478	645
	9				9	5,400	1.58	9,000	2.64	10,800	3.17	378	595	847
	12				12	7,200	2.11	12,000	3.52	14,400	4.22	478	822	1,139
	15				15	8,520	2.50	15,000	4.40	17,040	4.99	573	1,003	1,356
	18				18	10,800	3.17	18,000	5.28	21,600	6.33	747	1,302	1,827
2 UNIT	5	5			10	7,200	2.11	10,000	2.93	12,000	3.52	350	532	788
	5	7			12	7,200	2.11	12,000	3.52	14,400	4.22	350	669	991
	5	9			14	8,400	2.46	14,000	4.10	16,800	4.92	408	821	1,215
	7	7			14	8,400	2.46	14,000	4.10	16,800	4.92	408	821	1,215
	7	9			16	9,600	2.81	16,000	4.69	19,200	5.63	469	991	1,467
	5	12			17	10,200	2.99	17,000	4.98	20,400	5.98	532	1,083	1,603
	9	9			18	10,800	3.17	18,000	5.28	21,600	6.33	599	1,182	1,890
	7	12			19	11,400	3.34	19,000	5.57	22,800	6.68	669	1,290	2,064
	5	15			20	12,000	3.52	20,000	5.86	24,000	7.03	669	1,406	2,249
	9	12			21	12,600	3.69	21,000	6.15	24,150	7.08	743	1,530	2,450
	7	15			22	12,600	3.69	21,000	6.15	24,150	7.08	743	1,530	2,450
	5	18			23	12,600	3.69	21,000	6.15	24,150	7.08	743	1,530	2,450
	9	15			24	12,600	3.69	21,000	6.15	25,000	7.33	743	1,530	2,450
	12	12			24	12,600	3.69	21,000	6.15	25,000	7.33	743	1,530	2,450
	7	18			25	12,600	3.69	21,000	6.15	25,000	7.33	743	1,530	2,450
	9	18			27	12,600	3.69	21,000	6.15	25,000	7.33	743	1,530	2,450
	12	15			27	12,600	3.69	21,000	6.15	25,000	7.33	743	1,530	2,450
	5	24			29	12,600	3.69	21,000	6.15	25,000	7.33	743	1,530	2,450
	12	18			30	12,600	3.69	21,000	6.15	25,000	7.33	743	1,530	2,450
	15	15			30	12,600	3.69	21,000	6.15	25,000	7.33	743	1,530	2,450
	7	24			31	12,600	3.69	21,000	6.15	25,000	7.33	743	1,530	2,450
	9	24			33	12,600	3.69	21,000	6.15	25,000	7.33	743	1,530	2,450
	15	18			33	12,600	3.69	21,000	6.15	25,000	7.33	743	1,530	2,450
3 UNIT	5	5	5		15	9,000	2.64	15,000	4.40	18,000	5.28	422	837	1,239
	5	5	7		17	10,200	2.99	17,000	4.98	20,400	5.98	481	1,013	1,500
	5	5	9		19	11,400	3.34	19,000	5.57	22,800	6.68	544	1,212	1,940
	5	7	7		19	11,400	3.34	19,000	5.57	22,800	6.68	544	1,212	1,940
	5	7	9		21	12,600	3.69	21,000	6.15	25,000	7.33	682	1,438	2,301
	7	7	7		21	12,600	3.69	21,000	6.15	25,000	7.33	682	1,438	2,301
	5	5	12		22	12,600	3.69	21,000	6.15	25,000	7.33	682	1,438	2,301
	5	9	9		23	12,600	3.69	21,000	6.15	25,000	7.33	682	1,438	2,301
	7	7	9		23	12,600	3.69	21,000	6.15	25,000	7.33	682	1,438	2,301
	5	7	12		24	12,600	3.69	21,000	6.15	25,000	7.33	682	1,438	2,301
	5	5	15		25	12,600	3.69	21,000	6.15	25,000	7.33	682	1,438	2,301
	7	9	9		25	12,600	3.69	21,000	6.15	25,000	7.33	682	1,438	2,301
	5	9	12		26	12,600	3.69	21,000	6.15	25,000	7.33	682	1,438	2,301
	7	7	12		26	12,600	3.69	21,000	6.15	25,000	7.33	682	1,438	2,301
	5	7	15		27	12,600	3.69	21,000	6.15	25,000	7.33	682	1,438	2,301
	9	9	9		27	12,600	3.69	21,000	6.15	25,000	7.33	682	1,438	2,301
	7	9	12		28	12,600	3.69	21,000	6.15	25,000	7.33	682	1,438	2,301
	5	5	18		28	12,600	3.69	21,000	6.15	25,000	7.33	682	1,438	2,301
	5	9	15		29	12,600	3.69	21,000	6.15	25,000	7.33	682	1,438	2,301
	5	12	12		29	12,600	3.69	21,000	6.15	25,000	7.33	682	1,438	2,301
	7	7	15		29	12,600	3.69	21,000	6.15	25,000	7.33	682	1,438	2,301
	5	7	18		30	12,600	3.69	21,000	6.15	25,000	7.33	682	1,438	2,301
	9	9	12		30	12,600	3.69	21,000	6.15	25,000	7.33	682	1,438	2,301
	7	9	15		31	12,600	3.69	21,000	6.15	25,000	7.33	682	1,438	2,301
	7	12	12		31	12,600	3.69	21,000	6.15	25,000	7.33	682	1,438	2,301
	5	12	15		32	12,600	3.69	21,000	6.15	25,000	7.33	682	1,438	2,301
	5	9	18		32	12,600	3.69	21,000	6.15	25,000	7.33	682	1,438	2,301
	7	7	18		32	12,600	3.69	21,000	6.15	25,000	7.33	682	1,438	2,301
	9	9	15		33	12,600	3.69	21,000	6.15	25,000	7.33	682	1,438	2,301
	9	12	12		33	12,600	3.69	21,000	6.15	25,000	7.33	682	1,438	2,301

※ For our policy of continuous product improvement, specification, design and features are subject to change without prior notice.

R32

MU3R21

HEATING														
OPERATION	COMBINATION OF INDOOR UNIT (kBtu/h CLASS)					TOTAL CAPACITY						INPUT(W)		
						MIN.		RATED		MAX.				
	UNIT-A	UNIT-B	UNIT-C	UNIT-D	TOTAL	Btu/h	kW	Btu/h	kW	Btu/h	kW	MIN.	RATED	MAX.
1 UNIT	5				5	4,000	1.17	5,500	1.61	6,325	1.85	279	384	589
	7				7	5,040	1.48	8,400	2.46	9,660	2.83	342	579	743
	9				9	6,480	1.90	10,800	3.17	12,420	3.64	483	757	997
	12				12	7,920	2.32	13,200	3.87	15,180	4.45	537	954	1,234
	15				15	9,900	2.90	16,500	4.84	18,975	5.56	688	1,189	1,593
	18				18	11,880	3.48	19,800	5.80	22,770	6.67	845	1,483	1,978
2 UNIT	5	5			10	7,200	2.11	12,000	3.52	14,400	4.22	329	598	861
	5	7			12	8,640	2.53	14,400	4.22	17,280	5.06	430	904	1,301
	5	9			14	10,080	2.95	16,800	4.92	20,160	5.91	484	945	1,360
	7	7			14	10,080	2.95	16,800	4.92	20,160	5.91	484	945	1,360
	7	9			16	11,520	3.38	19,200	5.63	23,040	6.75	540	1,118	1,610
	5	12			17	12,240	3.59	20,400	5.98	24,480	7.17	598	1,319	1,899
	9	9			18	12,960	3.80	21,600	6.33	25,920	7.60	660	1,430	2,059
	7	12			19	13,680	4.01	22,800	6.68	26,600	7.80	725	1,543	2,221
	5	15			20	14,400	4.22	24,000	7.03	26,600	7.80	764	1,662	2,380
	9	12			21	14,400	4.22	24,000	7.03	26,600	7.80	764	1,662	2,380
	7	15			22	14,400	4.22	24,000	7.03	26,600	7.80	764	1,662	2,380
	5	18			23	14,400	4.22	24,000	7.03	26,600	7.80	764	1,662	2,380
	9	15			24	14,400	4.22	24,000	7.03	26,600	7.80	764	1,662	2,380
	12	12			24	14,400	4.22	24,000	7.03	26,600	7.80	764	1,662	2,380
	7	18			25	14,400	4.22	24,000	7.03	26,600	7.80	764	1,662	2,380
	9	18			27	14,400	4.22	24,000	7.03	26,600	7.80	764	1,662	2,380
	12	15			27	14,400	4.22	24,000	7.03	26,600	7.80	764	1,662	2,380
	5	24			29	14,400	4.22	24,000	7.03	26,600	7.80	764	1,662	2,380
	12	18			30	14,400	4.22	24,000	7.03	26,600	7.80	764	1,662	2,380
	15	15			30	14,400	4.22	24,000	7.03	26,600	7.80	764	1,662	2,380
	7	24			31	14,400	4.22	24,000	7.03	26,600	7.80	764	1,662	2,380
	9	24			33	14,400	4.22	24,000	7.03	26,600	7.80	764	1,662	2,380
	15	18			33	14,400	4.22	24,000	7.03	26,600	7.80	764	1,662	2,380
3 UNIT	5	5	5		15	10,800	3.17	18,000	5.28	21,600	6.33	497	946	1,363
	5	5	7		17	12,240	3.59	20,400	5.98	24,480	7.17	551	1,118	1,610
	5	5	9		19	13,680	4.01	22,800	6.68	26,600	7.80	725	1,419	2,044
	5	7	7		19	13,680	4.01	22,800	6.68	26,600	7.80	725	1,419	2,044
	5	7	9		21	14,400	4.22	24,000	7.03	26,600	7.80	730	1,529	2,202
	7	7	7		21	14,400	4.22	24,000	7.03	26,600	7.80	730	1,529	2,202
	5	5	12		22	14,400	4.22	24,000	7.03	26,600	7.80	730	1,529	2,202
	5	9	9		23	14,400	4.22	24,000	7.03	26,600	7.80	730	1,529	2,202
	7	7	9		23	14,400	4.22	24,000	7.03	26,600	7.80	730	1,529	2,202
	5	7	12		24	14,400	4.22	24,000	7.03	26,600	7.80	730	1,529	2,202
	5	5	15		25	14,400	4.22	24,000	7.03	26,600	7.80	730	1,529	2,202
	7	9	9		25	14,400	4.22	24,000	7.03	26,600	7.80	730	1,529	2,202
	5	9	12		26	14,400	4.22	24,000	7.03	26,600	7.80	730	1,529	2,202
	7	7	12		26	14,400	4.22	24,000	7.03	26,600	7.80	730	1,529	2,202
	5	7	15		27	14,400	4.22	24,000	7.03	26,600	7.80	730	1,529	2,202
	9	9	9		27	14,400	4.22	24,000	7.03	26,600	7.80	730	1,529	2,202
	7	9	12		28	14,400	4.22	24,000	7.03	26,600	7.80	730	1,529	2,202
	5	5	18		28	14,400	4.22	24,000	7.03	26,600	7.80	730	1,529	2,202
	5	9	15		29	14,400	4.22	24,000	7.03	26,600	7.80	730	1,529	2,202
	5	12	12		29	14,400	4.22	24,000	7.03	26,600	7.80	730	1,529	2,202
	7	7	15		29	14,400	4.22	24,000	7.03	26,600	7.80	730	1,529	2,202
	5	7	18		30	14,400	4.22	24,000	7.03	26,600	7.80	730	1,529	2,202
	9	9	12		30	14,400	4.22	24,000	7.03	26,600	7.80	730	1,529	2,202
	7	9	15		31	14,400	4.22	24,000	7.03	26,600	7.80	730	1,529	2,202
	7	12	12		31	14,400	4.22	24,000	7.03	26,600	7.80	730	1,529	2,202
	5	12	15		32	14,400	4.22	24,000	7.03	26,600	7.80	730	1,529	2,202
	5	9	18		32	14,400	4.22	24,000	7.03	26,600	7.80	730	1,529	2,202
	7	7	18		32	14,400	4.22	24,000	7.03	26,600	7.80	730	1,529	2,202
	9	9	15		33	14,400	4.22	24,000	7.03	26,600	7.80	730	1,529	2,202
	9	12	12		33	14,400	4.22	24,000	7.03	26,600	7.80	730	1,529	2,202

※ For our policy of continuous product improvement, specification, design and features are subject to change without prior notice.

R32

MU4R25

COOLING														
OPERATION	COMBINATION OF INDOOR UNIT (kBtu/h CLASS)					TOTAL CAPACITY						INPUT(W)		
						MIN.		RATED		MAX.				
	UNIT-A	UNIT-B	UNIT-C	UNIT-D	TOTAL	Btu/h	kW	Btu/h	kW	Btu/h	kW	MIN.	RATED	MAX.
1 UNIT	5				5	3,600	1.06	5,000	1.47	6,000	1.76	288	363	571
	7				7	4,200	1.23	7,000	2.05	8,400	2.46	319	478	645
	9				9	5,400	1.58	9,000	2.64	10,800	3.17	378	595	847
	12				12	7,200	2.11	12,000	3.52	14,400	4.22	478	822	1,139
	15				15	8,520	2.50	15,000	4.40	17,040	4.99	573	1,003	1,356
	18				18	10,800	3.17	18,000	5.28	21,600	6.33	747	1,302	1,827
2 UNIT	5	5			10	7,200	2.11	10,000	2.93	12,000	3.52	350	532	788
	5	7			12	7,200	2.11	12,000	3.52	14,400	4.22	350	669	991
	5	9			14	8,400	2.46	14,000	4.10	16,800	4.92	408	821	1,215
	7	7			14	8,400	2.46	14,000	4.10	16,800	4.92	408	821	1,215
	7	9			16	9,600	2.81	16,000	4.69	19,200	5.63	469	991	1,467
	5	12			17	10,200	2.99	17,000	4.98	20,400	5.98	532	1,083	1,603
	9	9			18	10,800	3.17	18,000	5.28	21,600	6.33	599	1,182	1,749
	7	12			19	11,400	3.34	19,000	5.57	22,800	6.68	669	1,290	1,909
	5	15			20	12,000	3.52	20,000	5.86	24,000	7.03	669	1,406	2,080
	9	12			21	12,600	3.69	21,000	6.15	24,150	7.08	743	1,530	2,264
	7	15			22	13,200	3.87	22,000	6.45	25,300	7.42	743	1,638	2,425
	5	18			23	13,800	4.04	23,000	6.74	26,450	7.75	821	1,752	2,593
	9	15			24	14,400	4.22	24,000	7.03	27,000	7.91	904	1,871	2,770
	12	12			24	14,400	4.22	24,000	7.03	27,000	7.91	904	1,871	2,770
	7	18			25	14,400	4.22	24,000	7.03	27,000	7.91	904	1,871	2,770
	9	18			27	14,400	4.22	24,000	7.03	27,000	7.91	904	1,871	2,770
	12	15			27	14,400	4.22	24,000	7.03	27,000	7.91	904	1,871	2,770
	5	24			29	14,400	4.22	24,000	7.03	27,000	7.91	904	1,871	2,770
	12	18			30	14,400	4.22	24,000	7.03	27,000	7.91	904	1,871	2,770
	15	15			30	14,400	4.22	24,000	7.03	27,000	7.91	904	1,871	2,770
	7	24			31	14,400	4.22	24,000	7.03	27,000	7.91	904	1,871	2,770
	9	24			33	14,400	4.22	24,000	7.03	27,000	7.91	904	1,871	2,770
	15	18			33	14,400	4.22	24,000	7.03	27,000	7.91	904	1,871	2,770
	18	18			36	14,400	4.22	24,000	7.03	27,000	7.91	904	1,871	2,770
	12	24			36	14,400	4.22	24,000	7.03	27,000	7.91	904	1,871	2,770
	15	24			39	14,400	4.22	24,000	7.03	27,000	7.91	904	1,871	2,770
3 UNIT	5	5	5		15	9,000	2.64	15,000	4.40	18,000	5.28	422	837	1,239
	5	5	7		17	10,200	2.99	17,000	4.98	20,400	5.98	481	1,013	1,500
	5	5	9		19	11,400	3.34	19,000	5.57	22,800	6.68	544	1,212	1,794
	5	7	7		19	11,400	3.34	19,000	5.57	22,800	6.68	544	1,212	1,794
	5	7	9		21	12,600	3.69	21,000	6.15	25,200	7.39	682	1,438	2,128
	7	7	7		21	12,600	3.69	21,000	6.15	25,200	7.39	682	1,438	2,128
	5	5	12		22	13,200	3.87	22,000	6.45	26,400	7.74	731	1,540	2,279
	5	9	9		23	13,800	4.04	23,000	6.74	27,600	8.09	731	1,647	2,437
	7	7	9		23	13,800	4.04	23,000	6.74	27,600	8.09	731	1,647	2,437
	5	7	12		24	14,400	4.22	24,000	7.03	29,000	8.50	837	1,758	2,603
	5	5	15		25	14,400	4.22	24,000	7.03	29,000	8.50	837	1,758	2,603
	7	9	9		25	14,400	4.22	24,000	7.03	29,000	8.50	837	1,758	2,603
	5	9	12		26	14,400	4.22	24,000	7.03	29,000	8.50	837	1,758	2,603
	7	7	12		26	14,400	4.22	24,000	7.03	29,000	8.50	837	1,758	2,603
	5	7	15		27	14,400	4.22	24,000	7.03	29,000	8.50	837	1,758	2,603
	9	9	9		27	14,400	4.22	24,000	7.03	29,000	8.50	837	1,758	2,603
	7	9	12		28	14,400	4.22	24,000	7.03	29,000	8.50	837	1,758	2,603
	5	5	18		28	14,400	4.22	24,000	7.03	29,000	8.50	837	1,758	2,603
	5	9	15		29	14,400	4.22	24,000	7.03	29,000	8.50	837	1,758	2,603
	5	12	12		29	14,400	4.22	24,000	7.03	29,000	8.50	837	1,758	2,603
	7	7	15		29	14,400	4.22	24,000	7.03	29,000	8.50	837	1,758	2,603
	5	7	18		30	14,400	4.22	24,000	7.03	29,000	8.50	837	1,758	2,603
	9	9	12		30	14,400	4.22	24,000	7.03	29,000	8.50	837	1,758	2,603
	7	9	15		31	14,400	4.22	24,000	7.03	29,000	8.50	837	1,758	2,603
	7	12	12		31	14,400	4.22	24,000	7.03	29,000	8.50	837	1,758	2,603
	5	12	15		32	14,400	4.22	24,000	7.03	29,000	8.50	837	1,758	2,603
	5	9	18		32	14,400	4.22	24,000	7.03	29,000	8.50	837	1,758	2,603
	7	7	18		32	14,400	4.22	24,000	7.03	29,000	8.50	837	1,758	2,603
	9	9	15		33	14,400	4.22	24,000	7.03	29,000	8.50	837	1,758	2,603
	9	12	12		33	14,400	4.22	24,000	7.03	29,000	8.50	837	1,758	2,603
	7	9	18		34	14,400	4.22	24,000	7.03	29,000	8.50	837	1,758	2,603
	7	12	15		34	14,400	4.22	24,000	7.03	29,000	8.50	837	1,758	2,603
	5	5	24		34	14,400	4.22	24,000	7.03	29,000	8.50	837	1,758	2,603
	5	12	18		35	14,400	4.22	24,000	7.03	29,000	8.50	837	1,758	2,603
	5	15	15		35	14,400	4.22	24,000	7.03	29,000	8.50	837	1,758	2,603
	5	7	24		36	14,400	4.22	24,000	7.03	29,000	8.50	837	1,758	2,603
	9	12	15		36	14,400	4.22	24,000	7.03	29,000	8.50	837	1,758	2,603
	12	12	12		36	14,400	4.22	24,000	7.03	29,000	8.50	837	1,758	2,603
	9	9	18		36	14,400	4.22	24,000	7.03	29,000	8.50	837	1,758	2,603
	7	12	18		37	14,400	4.22	24,000	7.03	29,000	8.50	837	1,758	2,603
	7	15	15		37	14,400	4.22	24,000	7.03	29,000	8.50	837	1,758	2,603
	5	9	24		38	14,400	4.22	24,000	7.03	29,000	8.50	837	1,758	2,603
	5	15	18		38	14,400	4.22	24,000	7.03	29,000	8.50	837	1,758	2,603
	7	7	24		38	14,400	4.22	24,000	7.03	29,000	8.50	837	1,758	2,603
	9	12	18		39	14,400	4.22	24,000	7.03	29,000	8.50	837	1,758	2,603
	9	15	15		39	14,400	4.22	24,000	7.03	29,000	8.50	837	1,758	2,603
	12	12	15		39	14,400	4.22	24,000	7.03	29,000	8.50	837	1,758	2,603

※ For our policy of continuous product improvement, specification, design and features are subject to change without prior notice.

COMBINATION TABLE

R32

MU4R25

COOLING														
OPERATION	COMBINATION OF INDOOR UNIT (kBtu/h CLASS)					TOTAL CAPACITY						INPUT(W)		
						MIN.		RATED		MAX.				
	UNIT-A	UNIT-B	UNIT-C	UNIT-D	TOTAL	Btu/h	kW	Btu/h	kW	Btu/h	kW	MIN.	RATED	MAX.
4 UNIT	5	5	5	5	20	12,000	3.52	20,000	5.86	24,000	7.03	592	1,265	1,872
	5	5	5	7	22	13,200	3.87	22,000	6.45	29,000	8.50	659	1,495	2,212
	5	5	5	9	24	14,400	4.22	24,000	7.03	29,000	8.50	731	1,758	2,603
	5	5	7	7	24	14,400	4.22	24,000	7.03	29,000	8.50	731	1,758	2,603
	5	5	7	9	26	14,400	4.22	24,000	7.03	29,000	8.50	731	1,758	2,603
	5	7	7	7	26	14,400	4.22	24,000	7.03	29,000	8.50	731	1,758	2,603
	5	5	5	12	27	14,400	4.22	24,000	7.03	29,000	8.50	731	1,758	2,603
	5	5	9	9	28	14,400	4.22	24,000	7.03	29,000	8.50	731	1,758	2,603
	5	7	7	9	28	14,400	4.22	24,000	7.03	29,000	8.50	731	1,758	2,603
	7	7	7	7	28	14,400	4.22	24,000	7.03	29,000	8.50	731	1,758	2,603
	5	5	7	12	29	14,400	4.22	24,000	7.03	29,000	8.50	731	1,758	2,603
	5	5	5	15	30	14,400	4.22	24,000	7.03	29,000	8.50	731	1,758	2,603
	5	7	9	9	30	14,400	4.22	24,000	7.03	29,000	8.50	731	1,758	2,603
	7	7	7	9	30	14,400	4.22	24,000	7.03	29,000	8.50	731	1,758	2,603
	5	5	9	12	31	14,400	4.22	24,000	7.03	29,000	8.50	731	1,758	2,603
	5	7	7	12	31	14,400	4.22	24,000	7.03	29,000	8.50	731	1,758	2,603
	5	5	7	15	32	14,400	4.22	24,000	7.03	29,000	8.50	731	1,758	2,603
	7	7	9	9	32	14,400	4.22	24,000	7.03	29,000	8.50	731	1,758	2,603
	5	9	9	9	32	14,400	4.22	24,000	7.03	29,000	8.50	731	1,758	2,603
	5	5	5	18	33	14,400	4.22	24,000	7.03	29,000	8.50	731	1,758	2,603
	5	7	9	12	33	14,400	4.22	24,000	7.03	29,000	8.50	731	1,758	2,603
	7	7	7	12	33	14,400	4.22	24,000	7.03	29,000	8.50	731	1,758	2,603
	5	5	9	15	34	14,400	4.22	24,000	7.03	29,000	8.50	731	1,758	2,603
	5	5	12	12	34	14,400	4.22	24,000	7.03	29,000	8.50	731	1,758	2,603
	5	7	7	15	34	14,400	4.22	24,000	7.03	29,000	8.50	731	1,758	2,603
	7	9	9	9	34	14,400	4.22	24,000	7.03	29,000	8.50	731	1,758	2,603
	5	5	7	18	35	14,400	4.22	24,000	7.03	29,000	8.50	731	1,758	2,603
	5	9	9	12	35	14,400	4.22	24,000	7.03	29,000	8.50	731	1,758	2,603
	7	7	9	12	35	14,400	4.22	24,000	7.03	29,000	8.50	731	1,758	2,603
	5	7	9	15	36	14,400	4.22	24,000	7.03	29,000	8.50	731	1,758	2,603
	5	7	12	12	36	14,400	4.22	24,000	7.03	29,000	8.50	731	1,758	2,603
	7	7	7	15	36	14,400	4.22	24,000	7.03	29,000	8.50	731	1,758	2,603
	9	9	9	9	36	14,400	4.22	24,000	7.03	29,000	8.50	731	1,758	2,603
	5	5	9	18	37	14,400	4.22	24,000	7.03	29,000	8.50	731	1,758	2,603
	5	5	12	15	37	14,400	4.22	24,000	7.03	29,000	8.50	731	1,758	2,603
	5	7	7	18	37	14,400	4.22	24,000	7.03	29,000	8.50	731	1,758	2,603
	7	9	9	12	37	14,400	4.22	24,000	7.03	29,000	8.50	731	1,758	2,603
	5	9	9	15	38	14,400	4.22	24,000	7.03	29,000	8.50	731	1,758	2,603
	7	7	9	15	38	14,400	4.22	24,000	7.03	29,000	8.50	731	1,758	2,603
	7	7	12	12	38	14,400	4.22	24,000	7.03	29,000	8.50	731	1,758	2,603
	5	5	5	24	39	14,400	4.22	24,000	7.03	29,000	8.50	731	1,758	2,603
	5	7	9	18	39	14,400	4.22	24,000	7.03	29,000	8.50	731	1,758	2,603
	5	7	12	15	39	14,400	4.22	24,000	7.03	29,000	8.50	731	1,758	2,603
	9	9	9	12	39	14,400	4.22	24,000	7.03	29,000	8.50	731	1,758	2,603
	7	7	7	18	39	14,400	4.22	24,000	7.03	29,000	8.50	731	1,758	2,603

※ For our policy of continuous product improvement, specification, design and features are subject to change without prior notice.

R32

MU4R25

HEATING														
OPERATION	COMBINATION OF INDOOR UNIT (kBtu/h CLASS)					TOTAL CAPACITY						INPUT(W)		
						MIN.		RATED		MAX.				
	UNIT-A	UNIT-B	UNIT-C	UNIT-D	TOTAL	Btu/h	kW	Btu/h	kW	Btu/h	kW	MIN.	RATED	MAX.
1 UNIT	5				5	4,000	1.17	5,500	1.61	6,325	1.85	279	384	589
	7				7	5,040	1.48	8,400	2.46	9,660	2.83	342	579	743
	9				9	6,480	1.90	10,800	3.17	12,420	3.64	483	757	997
	12				12	7,920	2.32	13,200	3.87	15,180	4.45	537	954	1,234
	15				15	9,900	2.90	16,500	4.84	18,975	5.56	688	1,189	1,593
	18				18	11,880	3.48	19,800	5.80	22,770	6.67	845	1,483	1,978
	24				24	15,240	4.47	25,400	7.44	26,670	7.82	1,101	1,840	2,327
2 UNIT	5	5			10	7,200	2.11	12,000	3.52	14,400	4.22	329	598	861
	5	7			12	8,640	2.53	14,400	4.22	17,280	5.06	430	904	1,301
	5	9			14	10,080	2.95	16,800	4.92	20,160	5.91	484	945	1,360
	7	7			14	10,080	2.95	16,800	4.92	20,160	5.91	484	945	1,360
	7	9			16	11,520	3.38	19,200	5.63	23,040	6.75	540	1,118	1,610
	5	12			17	12,240	3.59	20,400	5.98	24,480	7.17	598	1,319	1,899
	9	9			18	12,960	3.80	21,600	6.33	25,920	7.60	660	1,430	2,059
	7	12			19	13,680	4.01	22,800	6.68	27,360	8.02	725	1,543	2,221
	5	15			20	14,400	4.22	24,000	7.03	28,800	8.44	764	1,662	2,393
	9	12			21	15,120	4.43	25,200	7.39	29,000	8.50	793	1,749	2,518
	7	15			22	15,840	4.64	26,400	7.74	29,000	8.50	867	1,836	2,644
	5	18			23	16,560	4.85	27,600	8.09	29,000	8.50	945	1,977	2,850
	9	15			24	16,560	4.85	27,600	8.09	29,000	8.50	945	1,977	2,850
	12	12			24	16,560	4.85	27,600	8.09	29,000	8.50	945	1,977	2,850
	7	18			25	16,560	4.85	27,600	8.09	29,000	8.50	945	1,977	2,850
	9	18			27	16,560	4.85	27,600	8.09	29,000	8.50	945	1,977	2,850
	12	15			27	16,560	4.85	27,600	8.09	29,000	8.50	945	1,977	2,850
	5	24			29	16,560	4.85	27,600	8.09	29,000	8.50	945	1,977	2,850
	12	18			30	16,560	4.85	27,600	8.09	29,000	8.50	945	1,977	2,850
	15	15			30	16,560	4.85	27,600	8.09	29,000	8.50	945	1,977	2,850
	7	24			31	16,560	4.85	27,600	8.09	29,000	8.50	945	1,977	2,850
	9	24			33	16,560	4.85	27,600	8.09	29,000	8.50	945	1,977	2,850
	15	18			33	16,560	4.85	27,600	8.09	29,000	8.50	945	1,977	2,850
	18	18			36	16,560	4.85	27,600	8.09	29,000	8.50	945	1,977	2,850
	12	24			36	16,560	4.85	27,600	8.09	29,000	8.50	945	1,977	2,850
	15	24			39	16,560	4.85	27,600	8.09	29,000	8.50	945	1,977	2,850
3 UNIT	5	5	5		15	10,800	3.17	18,000	5.28	21,600	6.33	497	946	1,363
	5	5	7		17	12,240	3.59	20,400	5.98	24,480	7.17	551	1,118	1,610
	5	5	9		19	13,680	4.01	22,800	6.68	27,360	8.02	725	1,419	2,044
	5	7	7		19	13,680	4.01	22,800	6.68	27,360	8.02	725	1,419	2,044
	5	7	9		21	15,120	4.43	25,200	7.39	30,240	8.86	730	1,610	2,319
	7	7	7		21	15,120	4.43	25,200	7.39	30,240	8.86	730	1,610	2,319
	5	5	12		22	15,840	4.64	26,400	7.74	31,000	9.09	798	1,697	2,444
	5	9	9		23	16,560	4.85	27,600	8.09	31,000	9.09	870	1,838	2,647
	7	7	9		23	16,560	4.85	27,600	8.09	31,000	9.09	870	1,838	2,647
	5	7	12		24	16,560	4.85	27,600	8.09	31,000	9.09	870	1,838	2,647
	5	5	15		25	16,560	4.85	27,600	8.09	31,000	9.09	870	1,838	2,647
	7	9	9		25	16,560	4.85	27,600	8.09	31,000	9.09	870	1,838	2,647
	5	9	12		26	16,560	4.85	27,600	8.09	31,000	9.09	870	1,838	2,647
	7	7	12		26	16,560	4.85	27,600	8.09	31,000	9.09	870	1,838	2,647
	5	7	15		27	16,560	4.85	27,600	8.09	31,000	9.09	870	1,838	2,647
	9	9	9		27	16,560	4.85	27,600	8.09	31,000	9.09	870	1,838	2,647
	7	9	12		28	16,560	4.85	27,600	8.09	31,000	9.09	870	1,838	2,647
	5	5	18		28	16,560	4.85	27,600	8.09	31,000	9.09	870	1,838	2,647
	5	9	15		29	16,560	4.85	27,600	8.09	31,000	9.09	870	1,838	2,647
	5	12	12		29	16,560	4.85	27,600	8.09	31,000	9.09	870	1,838	2,647
	7	7	15		29	16,560	4.85	27,600	8.09	31,000	9.09	870	1,838	2,647
	5	7	18		30	16,560	4.85	27,600	8.09	31,000	9.09	870	1,838	2,647
	9	9	12		30	16,560	4.85	27,600	8.09	31,000	9.09	870	1,838	2,647
	7	9	15		31	16,560	4.85	27,600	8.09	31,000	9.09	870	1,838	2,647
	7	12	12		31	16,560	4.85	27,600	8.09	31,000	9.09	870	1,838	2,647
	5	12	15		32	16,560	4.85	27,600	8.09	31,000	9.09	870	1,838	2,647
	5	9	18		32	16,560	4.85	27,600	8.09	31,000	9.09	870	1,838	2,647
	7	7	18		32	16,560	4.85	27,600	8.09	31,000	9.09	870	1,838	2,647
	9	9	15		33	16,560	4.85	27,600	8.09	31,000	9.09	870	1,838	2,647
	9	12	12		33	16,560	4.85	27,600	8.09	31,000	9.09	870	1,838	2,647
	7	9	18		34	16,560	4.85	27,600	8.09	31,000	9.09	870	1,838	2,647
	7	12	15		34	16,560	4.85	27,600	8.09	31,000	9.09	870	1,838	2,647
	5	5	24		34	16,560	4.85	27,600	8.09	31,000	9.09	870	1,838	2,647
	5	12	18		35	16,560	4.85	27,600	8.09	31,000	9.09	870	1,838	2,647
	5	15	15		35	16,560	4.85	27,600	8.09	31,000	9.09	870	1,838	2,647
	5	7	24		36	16,560	4.85	27,600	8.09	31,000	9.09	870	1,838	2,647
	9	12	15		36	16,560	4.85	27,600	8.09	31,000	9.09	870	1,838	2,647
	12	12	12		36	16,560	4.85	27,600	8.09	31,000	9.09	870	1,838	2,647
	9	9	18		36	16,560	4.85	27,600	8.09	31,000	9.09	870	1,838	2,647
	7	12	18		37	16,560	4.85	27,600	8.09	31,000	9.09	870	1,838	2,647
	7	15	15		37	16,560	4.85	27,600	8.09	31,000	9.09	870	1,838	2,647
	5	9	24		38	16,560	4.85	27,600	8.09	31,000	9.09	870	1,838	2,647
	5	15	18		38	16,560	4.85	27,600	8.09	31,000	9.09	870	1,838	2,647
	7	7	24		38	16,560	4.85	27,600	8.09	31,000	9.09	870	1,838	2,647
	9	12	18		39	16,560	4.85	27,600	8.09	31,000	9.09	870	1,838	2,647
	9	15	15		39	16,560	4.85	27,600	8.09	31,000	9.09	870	1,838	2,647
	12	12	15		39	16,560	4.85	27,600	8.09	31,000	9.09	870	1,838	2,647

※ For our policy of continuous product improvement, specification, design and features are subject to change without prior notice.

R32

MU4R25

HEATING														
OPERATION	COMBINATION OF INDOOR UNIT (kBtu/h CLASS)					TOTAL CAPACITY						INPUT(W)		
						MIN.		RATED		MAX.				
	UNIT-A	UNIT-B	UNIT-C	UNIT-D	TOTAL	Btu/h	kW	Btu/h	kW	Btu/h	kW	MIN.	RATED	MAX.
4 UNIT	5	5	5	5	20	14,400	4.22	24,000	7.03	28,800	8.44	700	1,418	2,041
	5	5	5	7	22	15,840	4.64	26,400	7.74	31,000	9.09	795	1,625	2,339
	5	5	5	9	24	16,560	4.85	27,600	8.09	31,000	9.09	832	1,838	2,647
	5	5	7	7	24	16,560	4.85	27,600	8.09	31,000	9.09	832	1,838	2,647
	5	5	7	9	26	16,560	4.85	27,600	8.09	31,000	9.09	832	1,838	2,647
	5	7	7	7	26	16,560	4.85	27,600	8.09	31,000	9.09	832	1,838	2,647
	5	5	5	12	27	16,560	4.85	27,600	8.09	31,000	9.09	832	1,838	2,647
	5	5	9	9	28	16,560	4.85	27,600	8.09	31,000	9.09	832	1,838	2,647
	5	7	7	9	28	16,560	4.85	27,600	8.09	31,000	9.09	832	1,838	2,647
	7	7	7	7	28	16,560	4.85	27,600	8.09	31,000	9.09	832	1,838	2,647
	5	5	7	12	29	16,560	4.85	27,600	8.09	31,000	9.09	832	1,838	2,647
	5	5	5	15	30	16,560	4.85	27,600	8.09	31,000	9.09	832	1,838	2,647
	5	7	9	9	30	16,560	4.85	27,600	8.09	31,000	9.09	832	1,838	2,647
	7	7	7	9	30	16,560	4.85	27,600	8.09	31,000	9.09	832	1,838	2,647
	5	5	9	12	31	16,560	4.85	27,600	8.09	31,000	9.09	832	1,838	2,647
	5	7	7	12	31	16,560	4.85	27,600	8.09	31,000	9.09	832	1,838	2,647
	5	5	7	15	32	16,560	4.85	27,600	8.09	31,000	9.09	832	1,838	2,647
	7	7	9	9	32	16,560	4.85	27,600	8.09	31,000	9.09	832	1,838	2,647
	5	9	9	9	32	16,560	4.85	27,600	8.09	31,000	9.09	832	1,838	2,647
	5	5	5	18	33	16,560	4.85	27,600	8.09	31,000	9.09	832	1,838	2,647
	5	7	9	12	33	16,560	4.85	27,600	8.09	31,000	9.09	832	1,838	2,647
	7	7	7	12	33	16,560	4.85	27,600	8.09	31,000	9.09	832	1,838	2,647
	5	5	9	15	34	16,560	4.85	27,600	8.09	31,000	9.09	832	1,838	2,647
	5	5	12	12	34	16,560	4.85	27,600	8.09	31,000	9.09	832	1,838	2,647
	5	7	7	15	34	16,560	4.85	27,600	8.09	31,000	9.09	832	1,838	2,647
	7	9	9	9	34	16,560	4.85	27,600	8.09	31,000	9.09	832	1,838	2,647
	5	5	7	18	35	16,560	4.85	27,600	8.09	31,000	9.09	832	1,838	2,647
	5	9	9	12	35	16,560	4.85	27,600	8.09	31,000	9.09	832	1,838	2,647
	7	7	9	12	35	16,560	4.85	27,600	8.09	31,000	9.09	832	1,838	2,647
	5	7	9	15	36	16,560	4.85	27,600	8.09	31,000	9.09	832	1,838	2,647
	5	7	12	12	36	16,560	4.85	27,600	8.09	31,000	9.09	832	1,838	2,647
	7	7	7	15	36	16,560	4.85	27,600	8.09	31,000	9.09	832	1,838	2,647
	9	9	9	9	36	16,560	4.85	27,600	8.09	31,000	9.09	832	1,838	2,647
	5	5	9	18	37	16,560	4.85	27,600	8.09	31,000	9.09	832	1,838	2,647
	5	5	12	15	37	16,560	4.85	27,600	8.09	31,000	9.09	832	1,838	2,647
	5	7	7	18	37	16,560	4.85	27,600	8.09	31,000	9.09	832	1,838	2,647
	7	9	9	12	37	16,560	4.85	27,600	8.09	31,000	9.09	832	1,838	2,647
	5	9	9	15	38	16,560	4.85	27,600	8.09	31,000	9.09	832	1,838	2,647
	7	7	9	15	38	16,560	4.85	27,600	8.09	31,000	9.09	832	1,838	2,647
	7	7	12	12	38	16,560	4.85	27,600	8.09	31,000	9.09	832	1,838	2,647
	5	5	5	24	39	16,560	4.85	27,600	8.09	31,000	9.09	832	1,838	2,647
	5	7	9	18	39	16,560	4.85	27,600	8.09	31,000	9.09	832	1,838	2,647
	5	7	12	15	39	16,560	4.85	27,600	8.09	31,000	9.09	832	1,838	2,647
	9	9	9	12	39	16,560	4.85	27,600	8.09	31,000	9.09	832	1,838	2,647
	7	7	7	18	39	16,560	4.85	27,600	8.09	31,000	9.09	832	1,838	2,647

※ For our policy of continuous product improvement, specification, design and features are subject to change without prior notice.

R32

MU4R27

COOLING														
OPERATION	COMBINATION OF INDOOR UNIT (kBtu/h CLASS)					TOTAL CAPACITY						INPUT(W)		
						MIN.		RATED		MAX.				
	UNIT-A	UNIT-B	UNIT-C	UNIT-D	TOTAL	Btu/h	kW	Btu/h	kW	Btu/h	kW	MIN.	RATED	MAX.
1 UNIT	5				5	4,500	1.32	5,000	1.47	6,000	1.76	416	418	612
	7				7	4,800	1.41	7,000	2.05	8,400	2.46	416	494	663
	9				9	5,400	1.58	9,000	2.64	10,800	3.17	416	617	861
	12				12	7,200	2.11	12,000	3.52	14,400	4.22	494	846	1,153
	15				15	8,520	2.50	14,200	4.16	17,040	4.99	592	1,029	1,395
	18				18	10,800	3.17	18,000	5.28	21,600	6.33	769	1,328	1,804
	24				24	14,400	4.22	24,000	7.03	25,500	7.47	1,029	1,815	2,536
2 UNIT	5	5			10	6,000	1.76	10,000	2.93	12,000	3.52	378	623	853
	5	7			12	7,200	2.11	12,000	3.52	14,400	4.22	444	761	1,038
	5	9			14	8,400	2.46	14,000	4.10	16,800	4.92	533	903	1,228
	7	7			14	8,400	2.46	14,000	4.10	16,800	4.92	533	903	1,228
	7	9			16	9,600	2.81	16,000	4.69	19,200	5.63	601	1,047	1,423
	5	12			17	10,200	2.99	17,000	4.98	20,400	5.98	646	1,121	1,537
	9	9			18	10,800	3.17	18,000	5.28	21,600	6.33	692	1,195	1,623
	7	12			19	11,400	3.34	19,000	5.57	22,800	6.68	715	1,270	1,740
	5	15			20	12,000	3.52	20,000	5.86	24,000	7.03	761	1,347	1,829
	9	12			21	12,600	3.69	21,000	6.15	25,200	7.39	808	1,423	2,012
	7	15			22	13,200	3.87	22,000	6.45	26,400	7.74	855	1,475	2,154
	5	18			23	13,800	4.04	23,000	6.74	27,600	8.09	879	1,554	2,351
	9	15			24	14,400	4.22	24,000	7.03	28,800	8.44	927	1,633	2,505
	12	12			24	14,400	4.22	24,000	7.03	28,800	8.44	927	1,633	2,505
	7	18			25	15,000	4.40	25,000	7.33	30,000	8.79	975	1,755	2,721
	9	18			27	16,200	4.75	27,000	7.91	31,050	9.10	1,047	2,011	2,891
	12	15			27	16,200	4.75	27,000	7.91	31,050	9.10	1,047	2,011	2,891
	5	24			29	16,200	4.75	27,000	7.91	31,050	9.10	1,047	2,011	2,891
	12	18			30	16,200	4.75	27,000	7.91	31,050	9.10	1,047	2,011	2,891
	15	15			30	16,200	4.75	27,000	7.91	31,050	9.10	1,047	2,011	2,891
	7	24			31	16,200	4.75	27,000	7.91	31,050	9.10	1,047	2,011	2,891
	9	24			33	16,200	4.75	27,000	7.91	31,050	9.10	1,047	2,011	2,891
	15	18			33	16,200	4.75	27,000	7.91	31,050	9.10	1,047	2,011	2,891
	18	18			36	16,200	4.75	27,000	7.91	31,050	9.10	1,047	2,011	2,891
	12	24			36	16,200	4.75	27,000	7.91	31,050	9.10	1,047	2,011	2,891
	15	24			39	16,200	4.75	27,000	7.91	31,050	9.10	1,047	2,011	2,891
3 UNIT	5	5	5		15	9,000	2.64	15,000	4.40	18,000	5.28	522	916	1,258
	5	5	7		17	10,200	2.99	17,000	4.98	20,400	5.98	607	1,054	1,445
	5	5	9		19	11,400	3.34	19,000	5.57	22,800	6.68	672	1,194	1,636
	5	7	7		19	11,400	3.34	19,000	5.57	22,800	6.68	672	1,194	1,636
	5	7	9		21	12,600	3.69	21,000	6.15	25,200	7.39	760	1,338	1,891
	7	7	7		21	12,600	3.69	21,000	6.15	25,200	7.39	760	1,338	1,891
	5	5	12		22	13,200	3.87	22,000	6.45	26,400	7.74	804	1,387	2,025
	5	9	9		23	13,800	4.04	23,000	6.74	27,600	8.09	826	1,461	2,219
	7	7	9		23	13,800	4.04	23,000	6.74	27,600	8.09	826	1,461	2,219
	5	7	12		24	14,400	4.22	24,000	7.03	28,800	8.44	871	1,535	2,379
	5	5	15		25	15,000	4.40	25,000	7.33	30,000	8.79	916	1,650	2,605
	7	9	9		25	15,000	4.40	25,000	7.33	30,000	8.79	916	1,650	2,605
	5	9	12		26	15,600	4.57	26,000	7.62	31,200	9.14	962	1,767	2,784
	7	7	12		26	15,600	4.57	26,000	7.62	31,200	9.14	962	1,767	2,784
	5	7	15		27	16,200	4.75	27,000	7.91	31,050	9.10	984	1,890	2,784
	9	9	9		27	16,200	4.75	27,000	7.91	31,050	9.10	984	1,890	2,784
	7	9	12		28	16,200	4.75	27,000	7.91	31,050	9.10	984	1,890	2,784
	5	5	18		28	16,200	4.75	27,000	7.91	31,050	9.10	984	1,890	2,784
	5	9	15		29	16,200	4.75	27,000	7.91	31,050	9.10	984	1,890	2,784
	5	12	12		29	16,200	4.75	27,000	7.91	31,050	9.10	984	1,890	2,784
	7	7	15		29	16,200	4.75	27,000	7.91	31,050	9.10	984	1,890	2,784
	5	7	18		30	16,200	4.75	27,000	7.91	31,050	9.10	984	1,890	2,784
	9	9	12		30	16,200	4.75	27,000	7.91	31,050	9.10	984	1,890	2,784
	7	9	15		31	16,200	4.75	27,000	7.91	31,050	9.10	984	1,890	2,784
	7	12	12		31	16,200	4.75	27,000	7.91	31,050	9.10	984	1,890	2,784
	5	12	15		32	16,200	4.75	27,000	7.91	31,050	9.10	984	1,890	2,784
	5	9	18		32	16,200	4.75	27,000	7.91	31,050	9.10	984	1,890	2,784
	7	7	18		32	16,200	4.75	27,000	7.91	31,050	9.10	984	1,890	2,784
	9	9	15		33	16,200	4.75	27,000	7.91	31,050	9.10	984	1,890	2,784
	9	12	12		33	16,200	4.75	27,000	7.91	31,050	9.10	984	1,890	2,784
	7	9	18		34	16,200	4.75	27,000	7.91	31,050	9.10	984	1,890	2,784
	7	12	15		34	16,200	4.75	27,000	7.91	31,050	9.10	984	1,890	2,784
	5	5	24		34	16,200	4.75	27,000	7.91	31,050	9.10	984	1,890	2,784
	5	12	18		35	16,200	4.75	27,000	7.91	31,050	9.10	984	1,890	2,784
	5	15	15		35	16,200	4.75	27,000	7.91	31,050	9.10	984	1,890	2,784
	5	7	24		36	16,200	4.75	27,000	7.91	31,050	9.10	984	1,890	2,784
	9	12	15		36	16,200	4.75	27,000	7.91	31,050	9.10	984	1,890	2,784
	12	12	12		36	16,200	4.75	27,000	7.91	31,050	9.10	984	1,890	2,784
	9	9	18		36	16,200	4.75	27,000	7.91	31,050	9.10	984	1,890	2,784
	7	12	18		37	16,200	4.75	27,000	7.91	31,050	9.10	984	1,890	2,784
	7	15	15		37	16,200	4.75	27,000	7.91	31,050	9.10	984	1,890	2,784
	5	9	24		38	16,200	4.75	27,000	7.91	31,050	9.10	984	1,890	2,784
	5	15	18		38	16,200	4.75	27,000	7.91	31,050	9.10	984	1,890	2,784
	7	7	24		38	16,200	4.75	27,000	7.91	31,050	9.10	984	1,890	2,784
	9	12	18		39	16,200	4.75	27,000	7.91	31,050	9.10	984	1,890	2,784
	9	15	15		39	16,200	4.75	27,000	7.91	31,050	9.10	984	1,890	2,784
	12	12	15		39	16,200	4.75	27,000	7.91	31,050	9.10	984	1,890	2,784
	7	9	24		40	16,200	4.75	27,000	7.91	31,050	9.10	984	1,890	2,784
	7	15	18		40	16,200	4.75	27,000	7.91	31,050	9.10	984	1,890	2,784
	5	12	24		41	16,200	4.75	27,000	7.91	31,050	9.10	984	1,890	2,784
	5	18	18		41	16,200	4.75	27,000	7.91	31,050	9.10	984	1,890	2,784

※ For our policy of continuous product improvement, specification, design and features are subject to change without prior notice.

R32

MU4R27

COOLING														
OPERATION	COMBINATION OF INDOOR UNIT (kBtu/h CLASS)					TOTAL CAPACITY						INPUT(W)		
						MIN.		RATED		MAX.				
	UNIT-A	UNIT-B	UNIT-C	UNIT-D	TOTAL	Btu/h	kW	Btu/h	kW	Btu/h	kW	MIN.	RATED	MAX.
4 UNIT	5	5	5	5	20	12,000	3.52	20,000	5.86	24,000	7.03	680	1,202	1,633
	5	5	5	7	22	13,200	3.87	22,000	6.45	26,400	7.74	764	1,317	1,923
	5	5	5	9	24	14,400	4.22	24,000	7.03	28,800	8.44	827	1,458	2,215
	5	5	7	7	24	14,400	4.22	24,000	7.03	28,800	8.44	827	1,458	2,215
	5	5	7	9	26	15,600	4.57	26,000	7.62	31,200	9.14	913	1,679	2,520
	5	7	7	7	26	15,600	4.57	26,000	7.62	31,200	9.14	913	1,679	2,520
	5	5	5	12	27	16,200	4.75	27,000	7.91	32,400	9.50	935	1,795	2,706
	5	5	9	9	28	16,200	4.75	27,000	7.91	32,400	9.50	935	1,795	2,706
	5	7	7	9	28	16,200	4.75	27,000	7.91	32,400	9.50	935	1,795	2,706
	7	7	7	7	28	16,200	4.75	27,000	7.91	32,400	9.50	935	1,795	2,706
	5	5	7	12	29	16,200	4.75	27,000	7.91	32,400	9.50	935	1,795	2,706
	5	5	5	15	30	16,200	4.75	27,000	7.91	32,400	9.50	935	1,795	2,706
	5	7	9	9	30	16,200	4.75	27,000	7.91	32,400	9.50	935	1,795	2,706
	7	7	7	9	30	16,200	4.75	27,000	7.91	32,400	9.50	935	1,795	2,706
	5	5	9	12	31	16,200	4.75	27,000	7.91	32,400	9.50	935	1,795	2,706
	5	7	7	12	31	16,200	4.75	27,000	7.91	32,400	9.50	935	1,795	2,706
	5	5	7	15	32	16,200	4.75	27,000	7.91	32,400	9.50	935	1,795	2,706
	7	7	9	9	32	16,200	4.75	27,000	7.91	32,400	9.50	935	1,795	2,706
	5	9	9	9	32	16,200	4.75	27,000	7.91	32,400	9.50	935	1,795	2,706
	5	5	5	18	33	16,200	4.75	27,000	7.91	32,400	9.50	935	1,795	2,706
	5	7	9	12	33	16,200	4.75	27,000	7.91	32,400	9.50	935	1,795	2,706
	7	7	7	12	33	16,200	4.75	27,000	7.91	32,400	9.50	935	1,795	2,706
	5	5	9	15	34	16,200	4.75	27,000	7.91	32,400	9.50	935	1,795	2,706
	5	5	12	12	34	16,200	4.75	27,000	7.91	32,400	9.50	935	1,795	2,706
	5	7	7	15	34	16,200	4.75	27,000	7.91	32,400	9.50	935	1,795	2,706
	7	9	9	9	34	16,200	4.75	27,000	7.91	32,400	9.50	935	1,795	2,706
	5	5	7	18	35	16,200	4.75	27,000	7.91	32,400	9.50	935	1,795	2,706
	5	9	9	12	35	16,200	4.75	27,000	7.91	32,400	9.50	935	1,795	2,706
	7	7	9	12	35	16,200	4.75	27,000	7.91	32,400	9.50	935	1,795	2,706
	5	7	9	15	36	16,200	4.75	27,000	7.91	32,400	9.50	935	1,795	2,706
	5	7	12	12	36	16,200	4.75	27,000	7.91	32,400	9.50	935	1,795	2,706
	7	7	7	15	36	16,200	4.75	27,000	7.91	32,400	9.50	935	1,795	2,706
	9	9	9	9	36	16,200	4.75	27,000	7.91	32,400	9.50	935	1,795	2,706
	5	5	9	18	37	16,200	4.75	27,000	7.91	32,400	9.50	935	1,795	2,706
	5	5	12	15	37	16,200	4.75	27,000	7.91	32,400	9.50	935	1,795	2,706
	5	7	7	18	37	16,200	4.75	27,000	7.91	32,400	9.50	935	1,795	2,706
	7	9	9	12	37	16,200	4.75	27,000	7.91	32,400	9.50	935	1,795	2,706
	5	9	9	15	38	16,200	4.75	27,000	7.91	32,400	9.50	935	1,795	2,706
	7	7	9	15	38	16,200	4.75	27,000	7.91	32,400	9.50	935	1,795	2,706
	7	7	12	12	38	16,200	4.75	27,000	7.91	32,400	9.50	935	1,795	2,706
	5	5	5	24	39	16,200	4.75	27,000	7.91	32,400	9.50	935	1,795	2,706
	5	7	9	18	39	16,200	4.75	27,000	7.91	32,400	9.50	935	1,795	2,706
	5	7	12	15	39	16,200	4.75	27,000	7.91	32,400	9.50	935	1,795	2,706
	9	9	9	12	39	16,200	4.75	27,000	7.91	32,400	9.50	935	1,795	2,706
	7	7	7	18	39	16,200	4.75	27,000	7.91	32,400	9.50	935	1,795	2,706
	7	9	9	15	40	16,200	4.75	27,000	7.91	32,400	9.50	935	1,795	2,706
	7	9	12	12	40	16,200	4.75	27,000	7.91	32,400	9.50	935	1,795	2,706
	5	5	7	24	41	16,200	4.75	27,000	7.91	32,400	9.50	935	1,795	2,706
	5	9	12	15	41	16,200	4.75	27,000	7.91	32,400	9.50	935	1,795	2,706
	5	12	12	12	41	16,200	4.75	27,000	7.91	32,400	9.50	935	1,795	2,706
	7	7	12	15	41	16,200	4.75	27,000	7.91	32,400	9.50	935	1,795	2,706
	7	7	9	18	41	16,200	4.75	27,000	7.91	32,400	9.50	935	1,795	2,706

※ For our policy of continuous product improvement, specification, design and features are subject to change without prior notice.

R32

MU4R27

HEATING														
OPERATION	COMBINATION OF INDOOR UNIT (kBtu/h CLASS)					TOTAL CAPACITY						INPUT(W)		
						MIN.		RATED		MAX.				
	UNIT-A	UNIT-B	UNIT-C	UNIT-D	TOTAL	Btu/h	kW	Btu/h	kW	Btu/h	kW	MIN.	RATED	MAX.
1 UNIT	5				5	5,000	1.47	5,500	1.61	6,325	1.85	610	610	714
	7				7	5,400	1.58	8,400	2.46	9,660	2.83	610	636	825
	9				9	6,480	1.90	10,800	3.17	12,420	3.64	610	826	1,077
	12				12	7,920	2.32	13,200	3.87	15,180	4.45	583	1,021	1,338
	15				15	9,900	2.90	16,500	4.84	18,975	5.56	744	1,279	1,744
	18				18	11,880	3.48	19,800	5.80	22,770	6.67	909	1,577	2,133
	24				24	15,240	4.47	25,400	7.44	26,670	7.82	1,192	2,077	2,538
2 UNIT	5	5			10	7,200	2.11	12,000	3.52	14,400	4.22	451	773	1,081
	5	7			12	8,640	2.53	14,400	4.22	17,280	5.06	541	940	1,337
	5	9			14	10,080	2.95	16,800	4.92	20,160	5.91	656	1,112	1,571
	7	7			14	10,080	2.95	16,800	4.92	20,160	5.91	656	1,112	1,571
	7	9			16	11,520	3.38	19,200	5.63	23,040	6.75	749	1,289	1,844
	5	12			17	12,240	3.59	20,400	5.98	24,480	7.17	796	1,392	1,968
	9	9			18	12,960	3.80	21,600	6.33	25,920	7.60	844	1,471	2,094
	7	12			19	13,680	4.01	22,800	6.68	27,360	8.02	892	1,577	2,222
	5	15			20	14,400	4.22	24,000	7.03	28,800	8.44	940	1,657	2,352
	9	12			21	15,120	4.43	25,200	7.39	30,240	8.86	989	1,766	2,568
	7	15			22	15,840	4.64	26,400	7.74	31,680	9.28	1,038	1,848	2,811
	5	18			23	16,560	4.85	27,600	8.09	33,120	9.71	1,112	1,960	3,127
	9	15			24	17,280	5.06	28,800	8.44	34,100	9.99	1,100	2,045	3,384
	12	12			24	17,280	5.06	28,800	8.44	34,100	9.99	1,100	2,045	3,384
	7	18			25	18,000	5.28	30,000	8.79	34,100	9.99	1,147	2,194	3,384
	9	18			27	18,600	5.45	31,000	9.09	34,100	9.99	1,194	2,157	3,384
	12	15			27	18,600	5.45	31,000	9.09	34,100	9.99	1,194	2,157	3,384
	5	24			29	18,600	5.45	31,000	9.09	34,100	9.99	1,194	2,157	3,384
	12	18			30	18,600	5.45	31,000	9.09	34,100	9.99	1,194	2,157	3,384
	15	15			30	18,600	5.45	31,000	9.09	34,100	9.99	1,194	2,157	3,384
	7	24			31	18,600	5.45	31,000	9.09	34,100	9.99	1,194	2,157	3,384
	9	24			33	18,600	5.45	31,000	9.09	34,100	9.99	1,194	2,157	3,384
	15	18			33	18,600	5.45	31,000	9.09	34,100	9.99	1,194	2,157	3,384
	18	18			36	18,600	5.45	31,000	9.09	34,100	9.99	1,194	2,157	3,384
	12	24			36	18,600	5.45	31,000	9.09	34,100	9.99	1,194	2,157	3,384
	15	24			39	18,600	5.45	31,000	9.09	34,100	9.99	1,194	2,157	3,384
3 UNIT	5	5	5		15	10,800	3.17	18,000	5.28	21,600	6.33	660	1,140	1,590
	5	5	7		17	12,240	3.59	20,400	5.98	24,480	7.17	748	1,309	1,850
	5	5	9		19	13,680	4.01	22,800	6.68	27,360	8.02	838	1,482	2,089
	5	7	7		19	13,680	4.01	22,800	6.68	27,360	8.02	838	1,482	2,089
	5	7	9		21	15,120	4.43	25,200	7.39	30,240	8.86	930	1,660	2,414
	7	7	7		21	15,120	4.43	25,200	7.39	30,240	8.86	930	1,660	2,414
	5	5	12		22	15,840	4.64	26,400	7.74	31,680	9.28	976	1,738	2,590
	5	9	9		23	16,560	4.85	27,600	8.09	33,120	9.71	1,046	1,842	2,767
	7	7	9		23	16,560	4.85	27,600	8.09	33,120	9.71	1,046	1,842	2,767
	5	7	12		24	17,280	5.06	28,800	8.44	34,560	10.13	1,093	1,922	2,951
	5	5	15		25	18,000	5.28	30,000	8.79	34,720	10.18	1,140	2,063	2,998
	7	9	9		25	18,000	5.28	30,000	8.79	34,720	10.18	1,140	2,063	2,998
	5	9	12		26	18,720	5.49	31,200	9.14	34,720	10.18	1,188	2,177	2,998
	7	7	12		26	18,720	5.49	31,200	9.14	34,720	10.18	1,188	2,177	2,998
	5	7	15		27	18,600	5.45	31,000	9.09	34,720	10.18	1,188	2,177	2,998
	9	9	9		27	18,600	5.45	31,000	9.09	34,720	10.18	1,188	2,177	2,998
	7	9	12		28	18,600	5.45	31,000	9.09	34,720	10.18	1,188	2,177	2,998
	5	5	18		28	18,600	5.45	31,000	9.09	34,720	10.18	1,188	2,177	2,998
	5	9	15		29	18,600	5.45	31,000	9.09	34,720	10.18	1,188	2,177	2,998
	5	12	12		29	18,600	5.45	31,000	9.09	34,720	10.18	1,188	2,177	2,998
	7	7	15		29	18,600	5.45	31,000	9.09	34,720	10.18	1,188	2,177	2,998
	5	7	18		30	18,600	5.45	31,000	9.09	34,720	10.18	1,188	2,177	2,998
	9	9	12		30	18,600	5.45	31,000	9.09	34,720	10.18	1,188	2,177	2,998
	7	9	15		31	18,600	5.45	31,000	9.09	34,720	10.18	1,188	2,177	2,998
	7	12	12		31	18,600	5.45	31,000	9.09	34,720	10.18	1,188	2,177	2,998
	5	12	15		32	18,600	5.45	31,000	9.09	34,720	10.18	1,188	2,177	2,998
	5	9	18		32	18,600	5.45	31,000	9.09	34,720	10.18	1,188	2,177	2,998
	7	7	18		32	18,600	5.45	31,000	9.09	34,720	10.18	1,188	2,177	2,998
	9	9	15		33	18,600	5.45	31,000	9.09	34,720	10.18	1,188	2,177	2,998
	9	12	12		33	18,600	5.45	31,000	9.09	34,720	10.18	1,188	2,177	2,998
	7	9	18		34	18,600	5.45	31,000	9.09	34,720	10.18	1,188	2,177	2,998
	7	12	15		34	18,600	5.45	31,000	9.09	34,720	10.18	1,188	2,177	2,998
	5	5	24		34	18,600	5.45	31,000	9.09	34,720	10.18	1,188	2,177	2,998
	5	12	18		35	18,600	5.45	31,000	9.09	34,720	10.18	1,188	2,177	2,998
	5	15	15		35	18,600	5.45	31,000	9.09	34,720	10.18	1,188	2,177	2,998
	5	7	24		36	18,600	5.45	31,000	9.09	34,720	10.18	1,188	2,177	2,998
	9	12	15		36	18,600	5.45	31,000	9.09	34,720	10.18	1,188	2,177	2,998
	12	12	12		36	18,600	5.45	31,000	9.09	34,720	10.18	1,188	2,177	2,998
	9	9	18		36	18,600	5.45	31,000	9.09	34,720	10.18	1,188	2,177	2,998
	7	12	18		37	18,600	5.45	31,000	9.09	34,720	10.18	1,188	2,177	2,998
	7	15	15		37	18,600	5.45	31,000	9.09	34,720	10.18	1,188	2,177	2,998
	5	9	24		38	18,600	5.45	31,000	9.09	34,720	10.18	1,188	2,177	2,998
	5	15	18		38	18,600	5.45	31,000	9.09	34,720	10.18	1,188	2,177	2,998
	7	7	24		38	18,600	5.45	31,000	9.09	34,720	10.18	1,188	2,177	2,998
	9	12	18		39	18,600	5.45	31,000	9.09	34,720	10.18	1,188	2,177	2,998
	9	15	15		39	18,600	5.45	31,000	9.09	34,720	10.18	1,188	2,177	2,998
	12	12	15		39	18,600	5.45	31,000	9.09	34,720	10.18	1,188	2,177	2,998
	7	9	24		40	18,600	5.45	31,000	9.09	34,720	10.18	1,188	2,177	2,998
	7	15	18		40	18,600	5.45	31,000	9.09	34,720	10.18	1,188	2,177	2,998
	5	12	24		41	18,600	5.45	31,000	9.09	34,720	10.18	1,188	2,177	2,998
	5	18	18		41	18,600	5.45	31,000	9.09	34,720	10.18	1,188	2,177	2,998

※ For our policy of continuous product improvement, specification, design and features are subject to change without prior notice.

R32

MU4R27

HEATING														
OPERATION	COMBINATION OF INDOOR UNIT (kBtu/h CLASS)					TOTAL CAPACITY						INPUT(W)		
						MIN.		RATED		MAX.				
	UNIT-A	UNIT-B	UNIT-C	UNIT-D	TOTAL	Btu/h	kW	Btu/h	kW	Btu/h	kW	MIN.	RATED	MAX.
4 UNIT	5	5	5	5	20	14,400	4.22	24,000	7.03	28,800	8.44	840	1,480	2,100
	5	5	5	7	22	15,840	4.64	26,400	7.74	31,680	9.28	927	1,651	2,470
	5	5	5	9	24	17,280	5.06	28,800	8.44	34,560	10.13	1,038	1,826	2,861
	5	5	7	7	24	17,280	5.06	28,800	8.44	34,560	10.13	1,038	1,826	2,861
	5	5	7	9	26	18,000	5.28	30,000	8.79	36,000	10.55	1,083	1,960	3,125
	5	7	7	7	26	18,000	5.28	30,000	8.79	36,000	10.55	1,083	1,960	3,125
	5	5	5	12	27	18,600	5.45	31,000	9.09	36,000	10.55	1,128	2,068	3,125
	5	5	9	9	28	18,600	5.45	31,000	9.09	36,000	10.55	1,128	2,068	3,125
	5	7	7	9	28	18,600	5.45	31,000	9.09	36,000	10.55	1,128	2,068	3,125
	7	7	7	7	28	18,600	5.45	31,000	9.09	36,000	10.55	1,128	2,068	3,125
	5	5	7	12	29	18,600	5.45	31,000	9.09	36,000	10.55	1,128	2,068	3,125
	5	5	5	15	30	18,600	5.45	31,000	9.09	36,000	10.55	1,128	2,068	3,125
	5	7	9	9	30	18,600	5.45	31,000	9.09	36,000	10.55	1,128	2,068	3,125
	7	7	7	9	30	18,600	5.45	31,000	9.09	36,000	10.55	1,128	2,068	3,125
	5	5	9	12	31	18,600	5.45	31,000	9.09	36,000	10.55	1,128	2,068	3,125
	5	7	7	12	31	18,600	5.45	31,000	9.09	36,000	10.55	1,128	2,068	3,125
	5	5	7	15	32	18,600	5.45	31,000	9.09	36,000	10.55	1,128	2,068	3,125
	7	7	9	9	32	18,600	5.45	31,000	9.09	36,000	10.55	1,128	2,068	3,125
	5	9	9	9	32	18,600	5.45	31,000	9.09	36,000	10.55	1,128	2,068	3,125
	5	5	5	18	33	18,600	5.45	31,000	9.09	36,000	10.55	1,128	2,068	3,125
	5	7	9	12	33	18,600	5.45	31,000	9.09	36,000	10.55	1,128	2,068	3,125
	7	7	7	12	33	18,600	5.45	31,000	9.09	36,000	10.55	1,128	2,068	3,125
	5	5	9	15	34	18,600	5.45	31,000	9.09	36,000	10.55	1,128	2,068	3,125
	5	5	12	12	34	18,600	5.45	31,000	9.09	36,000	10.55	1,128	2,068	3,125
	5	7	7	15	34	18,600	5.45	31,000	9.09	36,000	10.55	1,128	2,068	3,125
	7	9	9	9	34	18,600	5.45	31,000	9.09	36,000	10.55	1,128	2,068	3,125
	5	5	7	18	35	18,600	5.45	31,000	9.09	36,000	10.55	1,128	2,068	3,125
	5	9	9	12	35	18,600	5.45	31,000	9.09	36,000	10.55	1,128	2,068	3,125
	7	7	9	12	35	18,600	5.45	31,000	9.09	36,000	10.55	1,128	2,068	3,125
	5	7	9	15	36	18,600	5.45	31,000	9.09	36,000	10.55	1,128	2,068	3,125
	5	7	12	12	36	18,600	5.45	31,000	9.09	36,000	10.55	1,128	2,068	3,125
	7	7	7	15	36	18,600	5.45	31,000	9.09	36,000	10.55	1,128	2,068	3,125
	9	9	9	9	36	18,600	5.45	31,000	9.09	36,000	10.55	1,128	2,068	3,125
	5	5	9	18	37	18,600	5.45	31,000	9.09	36,000	10.55	1,128	2,068	3,125
	5	5	12	15	37	18,600	5.45	31,000	9.09	36,000	10.55	1,128	2,068	3,125
	5	7	7	18	37	18,600	5.45	31,000	9.09	36,000	10.55	1,128	2,068	3,125
	7	9	9	12	37	18,600	5.45	31,000	9.09	36,000	10.55	1,128	2,068	3,125
	5	9	9	15	38	18,600	5.45	31,000	9.09	36,000	10.55	1,128	2,068	3,125
	7	7	9	15	38	18,600	5.45	31,000	9.09	36,000	10.55	1,128	2,068	3,125
	7	7	12	12	38	18,600	5.45	31,000	9.09	36,000	10.55	1,128	2,068	3,125
	5	5	5	24	39	18,600	5.45	31,000	9.09	36,000	10.55	1,128	2,068	3,125
	5	7	9	18	39	18,600	5.45	31,000	9.09	36,000	10.55	1,128	2,068	3,125
	5	7	12	15	39	18,600	5.45	31,000	9.09	36,000	10.55	1,128	2,068	3,125
	9	9	9	12	39	18,600	5.45	31,000	9.09	36,000	10.55	1,128	2,068	3,125
	7	7	7	18	39	18,600	5.45	31,000	9.09	36,000	10.55	1,128	2,068	3,125
	7	9	9	15	40	18,600	5.45	31,000	9.09	36,000	10.55	1,128	2,068	3,125
	7	9	12	12	40	18,600	5.45	31,000	9.09	36,000	10.55	1,128	2,068	3,125
	5	5	7	24	41	18,600	5.45	31,000	9.09	36,000	10.55	1,128	2,068	3,125
	5	9	12	15	41	18,600	5.45	31,000	9.09	36,000	10.55	1,128	2,068	3,125
	5	12	12	12	41	18,600	5.45	31,000	9.09	36,000	10.55	1,128	2,068	3,125
	7	7	12	15	41	18,600	5.45	31,000	9.09	36,000	10.55	1,128	2,068	3,125
	7	7	9	18	41	18,600	5.45	31,000	9.09	36,000	10.55	1,128	2,068	3,125

※ For our policy of continuous product improvement, specification, design and features are subject to change without prior notice.

R32

MU5R30

COOLING															
OPERATION	COMBINATION OF INDOOR UNIT (kBtu/h CLASS)						TOTAL CAPACITY						INPUT(W)		
							MIN.		RATED		MAX.				
	UNIT-A	UNIT-B	UNIT-C	UNIT-D	UNIT-E	TOTAL	Btu/h	kW	Btu/h	kW	Btu/h	kW	MIN.	RATED	MAX.
1 UNIT	5					5	4,500	1.32	5,000	1.47	6,000	1.76	416	418	629
	7					7	4,800	1.41	7,000	2.05	8,400	2.46	416	494	681
	9					9	5,400	1.58	9,000	2.64	10,800	3.17	416	617	884
	12					12	7,200	2.11	12,000	3.52	14,400	4.22	494	846	1,184
	15					15	8,520	2.50	14,200	4.16	17,040	4.99	592	1,029	1,432
	18					18	10,800	3.17	18,000	5.28	21,600	6.33	769	1,328	1,852
	24					24	14,400	4.22	24,000	7.03	25,500	7.47	1,029	1,815	2,604
2 UNIT	5	5				10	6,000	1.76	10,000	2.93	12,000	3.52	378	623	876
	5	7				12	7,200	2.11	12,000	3.52	14,400	4.22	444	761	1,066
	5	9				14	8,400	2.46	14,000	4.10	16,800	4.92	533	903	1,261
	7	7				14	8,400	2.46	14,000	4.10	16,800	4.92	533	903	1,261
	7	9				16	9,600	2.81	16,000	4.69	19,200	5.63	601	1,047	1,461
	5	12				17	10,200	2.99	17,000	4.98	20,400	5.98	646	1,121	1,578
	9	9				18	10,800	3.17	18,000	5.28	21,600	6.33	692	1,195	1,667
	7	12				19	11,400	3.34	19,000	5.57	22,800	6.68	715	1,270	1,787
	5	15				20	12,000	3.52	20,000	5.86	24,000	7.03	761	1,347	1,878
	9	12				21	12,600	3.69	21,000	6.15	25,200	7.39	808	1,423	2,066
	7	15				22	13,200	3.87	22,000	6.45	26,400	7.74	855	1,475	2,211
	5	18				23	13,800	4.04	23,000	6.74	27,600	8.09	879	1,554	2,414
	9	15				24	14,400	4.22	24,000	7.03	28,800	8.44	927	1,633	2,572
	12	12				24	14,400	4.22	24,000	7.03	28,800	8.44	927	1,633	2,572
	7	18				25	15,000	4.40	25,000	7.33	30,000	8.79	975	1,755	2,794
	9	18				27	16,200	4.75	27,000	7.91	32,400	9.50	1,047	2,011	3,213
	12	15				27	16,200	4.75	27,000	7.91	32,400	9.50	1,047	2,011	3,213
	5	24				29	17,400	5.10	29,000	8.50	33,000	9.67	1,145	2,284	3,341
	12	18				30	18,000	5.28	30,000	8.79	33,000	9.67	1,195	2,429	3,341
	15	15				30	18,000	5.28	30,000	8.79	33,000	9.67	1,195	2,429	3,341
	7	24				31	18,000	5.28	30,000	8.79	33,000	9.67	1,195	2,429	3,341
	9	24				33	18,000	5.28	30,000	8.79	33,000	9.67	1,195	2,429	3,341
	15	18				33	18,000	5.28	30,000	8.79	33,000	9.67	1,195	2,429	3,341
	18	18				36	18,000	5.28	30,000	8.79	33,000	9.67	1,195	2,429	3,341
	12	24				36	18,000	5.28	30,000	8.79	33,000	9.67	1,195	2,429	3,341
	15	24				39	18,000	5.28	30,000	8.79	33,000	9.67	1,195	2,429	3,341
	18	24				42	18,000	5.28	30,000	8.79	33,000	9.67	1,195	2,429	3,341
	24	24				48	18,000	5.28	30,000	8.79	33,000	9.67	1,195	2,429	3,341
3 UNIT	5	5	5			15	9,000	2.64	15,000	4.40	18,000	5.28	522	916	1,292
	5	5	7			17	10,200	2.99	17,000	4.98	20,400	5.98	607	1,054	1,483
	5	5	9			19	11,400	3.34	19,000	5.57	22,800	6.68	672	1,194	1,680
	5	7	7			19	11,400	3.34	19,000	5.57	22,800	6.68	672	1,194	1,680
	5	7	9			21	12,600	3.69	21,000	6.15	25,200	7.39	760	1,338	1,942
	7	7	7			21	12,600	3.69	21,000	6.15	25,200	7.39	760	1,338	1,942
	5	5	12			22	13,200	3.87	22,000	6.45	26,400	7.74	804	1,387	2,079
	5	9	9			23	13,800	4.04	23,000	6.74	27,600	8.09	826	1,461	2,278
	7	7	9			23	13,800	4.04	23,000	6.74	27,600	8.09	826	1,461	2,278
	5	7	12			24	14,400	4.22	24,000	7.03	28,800	8.44	871	1,535	2,442
	5	5	15			25	15,000	4.40	25,000	7.33	30,000	8.79	916	1,650	2,674
	7	9	9			25	15,000	4.40	25,000	7.33	30,000	8.79	916	1,650	2,674
	5	9	12			26	15,600	4.57	26,000	7.62	31,200	9.14	962	1,767	2,859
	7	7	12			26	15,600	4.57	26,000	7.62	31,200	9.14	962	1,767	2,859
	5	7	15			27	16,200	4.75	27,000	7.91	32,400	9.50	984	1,890	3,120
	9	9	9			27	16,200	4.75	27,000	7.91	32,400	9.50	984	1,890	3,120
	7	9	12			28	16,800	4.92	28,000	8.21	33,600	9.85	1,030	2,028	3,327
	5	5	18			28	16,800	4.92	28,000	8.21	33,600	9.85	1,030	2,028	3,327
	5	9	15			29	17,400	5.10	29,000	8.50	33,600	9.85	1,077	2,173	3,327
	5	12	12			29	17,400	5.10	29,000	8.50	33,600	9.85	1,077	2,173	3,327
	7	7	15			29	17,400	5.10	29,000	8.50	33,600	9.85	1,077	2,173	3,327
	5	7	18			30	18,000	5.28	30,000	8.79	33,600	9.85	1,123	2,326	3,327
	9	9	12			30	18,000	5.28	30,000	8.79	33,600	9.85	1,123	2,326	3,327
	7	9	15			31	18,000	5.28	30,000	8.79	33,600	9.85	1,123	2,326	3,327
	7	12	12			31	18,000	5.28	30,000	8.79	33,600	9.85	1,123	2,326	3,327
	5	12	15			32	18,000	5.28	30,000	8.79	33,600	9.85	1,123	2,326	3,327
	5	9	18			32	18,000	5.28	30,000	8.79	33,600	9.85	1,123	2,326	3,327
	7	7	18			32	18,000	5.28	30,000	8.79	33,600	9.85	1,123	2,326	3,327
	9	9	15			33	18,000	5.28	30,000	8.79	33,600	9.85	1,123	2,326	3,327
	9	12	12			33	18,000	5.28	30,000	8.79	33,600	9.85	1,123	2,326	3,327
	7	9	18			34	18,000	5.28	30,000	8.79	33,600	9.85	1,123	2,326	3,327
	7	12	15			34	18,000	5.28	30,000	8.79	33,600	9.85	1,123	2,326	3,327
	5	5	24			34	18,000	5.28	30,000	8.79	33,600	9.85	1,123	2,326	3,327
	5	12	18			35	18,000	5.28	30,000	8.79	33,600	9.85	1,123	2,326	3,327
	5	15	15			35	18,000	5.28	30,000	8.79	33,600	9.85	1,123	2,326	3,327
	5	7	24			36	18,000	5.28	30,000	8.79	33,600	9.85	1,123	2,326	3,327
	9	12	15			36	18,000	5.28	30,000	8.79	33,600	9.85	1,123	2,326	3,327
	12	12	12			36	18,000	5.28	30,000	8.79	33,600	9.85	1,123	2,326	3,327
	9	9	18			36	18,000	5.28	30,000	8.79	33,600	9.85	1,123	2,326	3,327
	7	12	18			37	18,000	5.28	30,000	8.79	33,600	9.85	1,123	2,326	3,327
	7	15	15			37	18,000	5.28	30,000	8.79	33,600	9.85	1,123	2,326	3,327
	5	9	24			38	18,000	5.28	30,000	8.79	33,600	9.85	1,123	2,326	3,327
	5	15	18			38	18,000	5.28	30,000	8.79	33,600	9.85	1,123	2,326	3,327
	7	7	24			38	18,000	5.28	30,000	8.79	33,600	9.85	1,123	2,326	3,327
	9	12	18			39	18,000	5.28	30,000	8.79	33,600	9.85	1,123	2,326	3,327
	9	15	15			39	18,000	5.28	30,000	8.79	33,600	9.85	1,123	2,326	3,327
	12	12	15			39	18,000	5.28	30,000	8.79	33,600	9.85	1,123	2,326	3,327
	7	9	24			40	18,000	5.28	30,000	8.79	33,600	9.85	1,123	2,326	3,327
	7	15	18			40	18,000	5.28	30,000	8.79	33,600	9.85	1,123	2,326	3,327
	5	12	24			41	18,000	5.28	30,000	8.79	33,600	9.85	1,123	2,326	3,327
	5	18	18			41	18,000	5.28	30,000	8.79	33,600	9.85	1,123	2,326	3,327
	12	12	18			42	18,000	5.28	30,000	8.79	33,600	9.85	1,123	2,326	3,327
	9	9	24			42	18,000	5.28	30,000	8.79	33,600	9.85	1,123	2,326	3,327
	9	15	18			42	18,000	5.28	30,000	8.79	33,600	9.85	1,123	2,326	3,327
	12	15	15			42	18,000	5.28	30,000	8.79	33,600	9.85	1,123	2,326	3,327

※ For our policy of continuous product improvement, specification, design and features are subject to change without prior notice.

R32

MU5R30

COOLING															
OPERATION	COMBINATION OF INDOOR UNIT (kBtu/h CLASS)						TOTAL CAPACITY						INPUT(W)		
							MIN.		RATED		MAX.				
	UNIT-A	UNIT-B	UNIT-C	UNIT-D	UNIT-E	TOTAL	Btu/h	kW	Btu/h	kW	Btu/h	kW	MIN.	RATED	MAX.
3 UNIT	7	18	18			43	18,000	5.28	30,000	8.79	33,600	9.85	1,123	2,326	3,327
	7	12	24			43	18,000	5.28	30,000	8.79	33,600	9.85	1,123	2,326	3,327
	5	15	24			44	18,000	5.28	30,000	8.79	33,600	9.85	1,123	2,326	3,327
	9	18	18			45	18,000	5.28	30,000	8.79	33,600	9.85	1,123	2,326	3,327
	9	12	24			45	18,000	5.28	30,000	8.79	33,600	9.85	1,123	2,326	3,327
	12	15	18			45	18,000	5.28	30,000	8.79	33,600	9.85	1,123	2,326	3,327
	15	15	15			45	18,000	5.28	30,000	8.79	33,600	9.85	1,123	2,326	3,327
	7	15	24			46	18,000	5.28	30,000	8.79	33,600	9.85	1,123	2,326	3,327
	5	18	24			47	18,000	5.28	30,000	8.79	33,600	9.85	1,123	2,326	3,327
	9	15	24			48	18,000	5.28	30,000	8.79	33,600	9.85	1,123	2,326	3,327
	12	18	18			48	18,000	5.28	30,000	8.79	33,600	9.85	1,123	2,326	3,327
	12	12	24			48	18,000	5.28	30,000	8.79	33,600	9.85	1,123	2,326	3,327
	15	15	18			48	18,000	5.28	30,000	8.79	33,600	9.85	1,123	2,326	3,327
4 UNIT	5	5	5	5		20	12,000	3.52	20,000	5.86	24,000	7.03	680	1,202	1,677
	5	5	5	7		22	13,200	3.87	22,000	6.45	26,400	7.74	764	1,317	1,975
	5	5	5	9		24	14,400	4.22	24,000	7.03	28,800	8.44	827	1,458	2,274
	5	5	7	7		24	14,400	4.22	24,000	7.03	28,800	8.44	827	1,458	2,274
	5	5	7	9		26	15,600	4.57	26,000	7.62	31,200	9.14	913	1,679	2,588
	5	7	7	7		26	15,600	4.57	26,000	7.62	31,200	9.14	913	1,679	2,588
	5	5	5	12		27	16,200	4.75	27,000	7.91	32,400	9.50	935	1,795	2,778
	5	5	9	9		28	16,800	4.92	28,000	8.21	33,600	9.85	979	1,903	2,927
	5	7	7	9		28	16,800	4.92	28,000	8.21	33,600	9.85	979	1,903	2,927
	7	7	7	7		28	16,800	4.92	28,000	8.21	33,600	9.85	979	1,903	2,927
	5	5	7	12		29	17,400	5.10	29,000	8.50	34,800	10.20	1,023	2,015	3,133
	5	5	5	15		30	18,000	5.28	30,000	8.79	36,000	10.55	1,067	2,131	3,349
	5	7	9	9		30	18,000	5.28	30,000	8.79	36,000	10.55	1,067	2,131	3,349
	7	7	7	9		30	18,000	5.28	30,000	8.79	36,000	10.55	1,067	2,131	3,349
	5	5	9	12		31	18,000	5.28	30,000	8.79	36,000	10.55	1,067	2,131	3,349
	5	7	7	12		31	18,000	5.28	30,000	8.79	36,000	10.55	1,067	2,131	3,349
	5	5	7	15		32	18,000	5.28	30,000	8.79	36,000	10.55	1,067	2,131	3,349
	7	7	9	9		32	18,000	5.28	30,000	8.79	36,000	10.55	1,067	2,131	3,349
	5	9	9	9		32	18,000	5.28	30,000	8.79	36,000	10.55	1,067	2,131	3,349
	5	5	5	18		33	18,000	5.28	30,000	8.79	36,000	10.55	1,067	2,131	3,349
	5	7	9	12		33	18,000	5.28	30,000	8.79	36,000	10.55	1,067	2,131	3,349
	7	7	7	12		33	18,000	5.28	30,000	8.79	36,000	10.55	1,067	2,131	3,349
	5	5	9	15		34	18,000	5.28	30,000	8.79	36,000	10.55	1,067	2,131	3,349
	5	5	12	12		34	18,000	5.28	30,000	8.79	36,000	10.55	1,067	2,131	3,349
	5	7	7	15		34	18,000	5.28	30,000	8.79	36,000	10.55	1,067	2,131	3,349
	7	9	9	9		34	18,000	5.28	30,000	8.79	36,000	10.55	1,067	2,131	3,349
	5	5	7	18		35	18,000	5.28	30,000	8.79	36,000	10.55	1,067	2,131	3,349
	5	9	9	12		35	18,000	5.28	30,000	8.79	36,000	10.55	1,067	2,131	3,349
	7	7	9	12		35	18,000	5.28	30,000	8.79	36,000	10.55	1,067	2,131	3,349
	5	7	9	15		36	18,000	5.28	30,000	8.79	36,000	10.55	1,067	2,131	3,349
	5	7	12	12		36	18,000	5.28	30,000	8.79	36,000	10.55	1,067	2,131	3,349
	7	7	7	15		36	18,000	5.28	30,000	8.79	36,000	10.55	1,067	2,131	3,349
	9	9	9	9		36	18,000	5.28	30,000	8.79	36,000	10.55	1,067	2,131	3,349
	5	5	9	18		37	18,000	5.28	30,000	8.79	36,000	10.55	1,067	2,131	3,349
	5	5	12	15		37	18,000	5.28	30,000	8.79	36,000	10.55	1,067	2,131	3,349
	5	7	7	18		37	18,000	5.28	30,000	8.79	36,000	10.55	1,067	2,131	3,349
	7	9	9	12		37	18,000	5.28	30,000	8.79	36,000	10.55	1,067	2,131	3,349
	5	9	9	15		38	18,000	5.28	30,000	8.79	36,000	10.55	1,067	2,131	3,349
	7	7	9	15		38	18,000	5.28	30,000	8.79	36,000	10.55	1,067	2,131	3,349
	7	7	12	12		38	18,000	5.28	30,000	8.79	36,000	10.55	1,067	2,131	3,349
	5	5	5	24		39	18,000	5.28	30,000	8.79	36,000	10.55	1,067	2,131	3,349
	5	7	9	18		39	18,000	5.28	30,000	8.79	36,000	10.55	1,067	2,131	3,349
	5	7	12	15		39	18,000	5.28	30,000	8.79	36,000	10.55	1,067	2,131	3,349
	9	9	9	12		39	18,000	5.28	30,000	8.79	36,000	10.55	1,067	2,131	3,349
	7	7	7	18		39	18,000	5.28	30,000	8.79	36,000	10.55	1,067	2,131	3,349
	5	5	12	18		40	18,000	5.28	30,000	8.79	36,000	10.55	1,067	2,131	3,349
	7	9	9	15		40	18,000	5.28	30,000	8.79	36,000	10.55	1,067	2,131	3,349
	7	9	12	12		40	18,000	5.28	30,000	8.79	36,000	10.55	1,067	2,131	3,349
	5	5	7	24		41	18,000	5.28	30,000	8.79	36,000	10.55	1,067	2,131	3,349
	5	9	12	15		41	18,000	5.28	30,000	8.79	36,000	10.55	1,067	2,131	3,349
	5	12	12	12		41	18,000	5.28	30,000	8.79	36,000	10.55	1,067	2,131	3,349
	7	7	12	15		41	18,000	5.28	30,000	8.79	36,000	10.55	1,067	2,131	3,349
	7	7	9	18		41	18,000	5.28	30,000	8.79	36,000	10.55	1,067	2,131	3,349
	5	7	15	15		42	18,000	5.28	30,000	8.79	36,000	10.55	1,067	2,131	3,349
	9	9	9	15		42	18,000	5.28	30,000	8.79	36,000	10.55	1,067	2,131	3,349
	9	9	12	12		42	18,000	5.28	30,000	8.79	36,000	10.55	1,067	2,131	3,349
	7	9	12	15		43	18,000	5.28	30,000	8.79	36,000	10.55	1,067	2,131	3,349
	7	12	12	12		43	18,000	5.28	30,000	8.79	36,000	10.55	1,067	2,131	3,349
	7	9	9	18		43	18,000	5.28	30,000	8.79	36,000	10.55	1,067	2,131	3,349
	5	9	15	15		44	18,000	5.28	30,000	8.79	36,000	10.55	1,067	2,131	3,349
	7	7	12	18		44	18,000	5.28	30,000	8.79	36,000	10.55	1,067	2,131	3,349
	7	7	15	15		44	18,000	5.28	30,000	8.79	36,000	10.55	1,067	2,131	3,349
	5	7	18	15		45	18,000	5.28	30,000	8.79	36,000	10.55	1,067	2,131	3,349
	9	9	12	15		45	18,000	5.28	30,000	8.79	36,000	10.55	1,067	2,131	3,349
	9	12	12	12		45	18,000	5.28	30,000	8.79	36,000	10.55	1,067	2,131	3,349
	9	9	9	18		45	18,000	5.28	30,000	8.79	36,000	10.55	1,067	2,131	3,349
	7	7	7	24		45	18,000	5.28	30,000	8.79	36,000	10.55	1,067	2,131	3,349
	7	9	12	18		46	18,000	5.28	30,000	8.79	36,000	10.55	1,067	2,131	3,349
	7	9	15	15		46	18,000	5.28	30,000	8.79	36,000	10.55	1,067	2,131	3,349
	7	12	12	15		46	18,000	5.28	30,000	8.79	36,000	10.55	1,067	2,131	3,349
	5	12	12	18		47	18,000	5.28	30,000	8.79	36,000	10.55	1,067	2,131	3,349
	7	7	9	24		47	18,000	5.28	30,000	8.79	36,000	10.55	1,067	2,131	3,349
	7	7	15	18		47	18,000	5.28	30,000	8.79	36,000	10.55	1,067	2,131	3,349
	5	9	15	18		47	18,000	5.28	30,000	8.79	36,000	10.55	1,067	2,131	3,349
	5	12	15	15		47	18,000	5.28	30,000	8.79	36,000	10.55	1,067	2,131	3,349
	9	9	15	15		48	18,000	5.28	30,000	8.79	36,000	10.55	1,067	2,131	3,349
	12	12	12	12		48	18,000	5.28	30,000	8.79	36,000	10.55	1,067	2,131	3,349
	9	9	12	18		48	18,000	5.28	30,000	8.79	36,000	10.55	1,067	2,131	3,349

※ For our policy of continuous product improvement, specification, design and features are subject to change without prior notice.

R32

MU5R30

COOLING															
OPERATION	COMBINATION OF INDOOR UNIT (kBtu/h CLASS)						TOTAL CAPACITY						INPUT(W)		
							MIN.		RATED		MAX.				
	UNIT-A	UNIT-B	UNIT-C	UNIT-D	UNIT-E	TOTAL	Btu/h	kW	Btu/h	kW	Btu/h	kW	MIN.	RATED	MAX.
5 UNIT	5	5	5	5	5	25	15,000	4.40	25,000	7.33	30,000	8.79	841	1,517	2,300
	5	5	5	5	7	27	16,200	4.75	27,000	7.91	32,400	9.50	906	1,701	2,645
	5	5	5	5	9	29	17,400	5.10	29,000	8.50	34,800	10.20	993	1,897	3,026
	5	5	5	7	7	29	17,400	5.10	29,000	8.50	34,800	10.20	993	1,897	3,026
	5	5	5	7	9	31	18,000	5.28	30,000	8.79	36,000	10.55	1,037	2,000	3,260
	5	5	7	7	7	31	18,000	5.28	30,000	8.79	36,000	10.55	1,037	2,000	3,260
	5	5	5	5	12	32	18,000	5.28	30,000	8.79	36,000	10.55	1,037	2,000	3,260
	5	5	5	9	9	33	18,000	5.28	30,000	8.79	36,000	10.55	1,037	2,000	3,260
	5	5	7	7	9	33	18,000	5.28	30,000	8.79	36,000	10.55	1,037	2,000	3,260
	5	7	7	7	7	33	18,000	5.28	30,000	8.79	36,000	10.55	1,037	2,000	3,260
	5	5	5	7	12	34	18,000	5.28	30,000	8.79	36,000	10.55	1,037	2,000	3,260
	5	5	5	5	15	35	18,000	5.28	30,000	8.79	36,000	10.55	1,037	2,000	3,260
	5	5	7	9	9	35	18,000	5.28	30,000	8.79	36,000	10.55	1,037	2,000	3,260
	5	7	7	7	9	35	18,000	5.28	30,000	8.79	36,000	10.55	1,037	2,000	3,260
	7	7	7	7	7	35	18,000	5.28	30,000	8.79	36,000	10.55	1,037	2,000	3,260
	5	5	5	9	12	36	18,000	5.28	30,000	8.79	36,000	10.55	1,037	2,000	3,260
	5	5	7	7	12	36	18,000	5.28	30,000	8.79	36,000	10.55	1,037	2,000	3,260
	5	5	5	7	15	37	18,000	5.28	30,000	8.79	36,000	10.55	1,037	2,000	3,260
	5	5	9	9	9	37	18,000	5.28	30,000	8.79	36,000	10.55	1,037	2,000	3,260
	5	7	7	9	9	37	18,000	5.28	30,000	8.79	36,000	10.55	1,037	2,000	3,260
	7	7	7	7	9	37	18,000	5.28	30,000	8.79	36,000	10.55	1,037	2,000	3,260
	5	5	5	5	18	38	18,000	5.28	30,000	8.79	36,000	10.55	1,037	2,000	3,260
	5	7	7	7	12	38	18,000	5.28	30,000	8.79	36,000	10.55	1,037	2,000	3,260
	5	5	5	9	15	39	18,000	5.28	30,000	8.79	36,000	10.55	1,037	2,000	3,260
	5	5	5	12	12	39	18,000	5.28	30,000	8.79	36,000	10.55	1,037	2,000	3,260
	5	5	7	7	15	39	18,000	5.28	30,000	8.79	36,000	10.55	1,037	2,000	3,260
	7	7	7	9	9	39	18,000	5.28	30,000	8.79	36,000	10.55	1,037	2,000	3,260
	5	7	9	9	9	39	18,000	5.28	30,000	8.79	36,000	10.55	1,037	2,000	3,260
	5	5	5	7	18	40	18,000	5.28	30,000	8.79	36,000	10.55	1,037	2,000	3,260
	5	5	9	9	12	40	18,000	5.28	30,000	8.79	36,000	10.55	1,037	2,000	3,260
	5	7	7	9	12	40	18,000	5.28	30,000	8.79	36,000	10.55	1,037	2,000	3,260
	7	7	7	7	12	40	18,000	5.28	30,000	8.79	36,000	10.55	1,037	2,000	3,260
	5	5	7	9	15	41	18,000	5.28	30,000	8.79	36,000	10.55	1,037	2,000	3,260
	5	7	7	7	15	41	18,000	5.28	30,000	8.79	36,000	10.55	1,037	2,000	3,260
	5	9	9	9	9	41	18,000	5.28	30,000	8.79	36,000	10.55	1,037	2,000	3,260
	7	7	9	9	9	41	18,000	5.28	30,000	8.79	36,000	10.55	1,037	2,000	3,260
	5	5	5	9	18	42	18,000	5.28	30,000	8.79	36,000	10.55	1,037	2,000	3,260
	5	5	5	12	15	42	18,000	5.28	30,000	8.79	36,000	10.55	1,037	2,000	3,260
	5	5	7	7	18	42	18,000	5.28	30,000	8.79	36,000	10.55	1,037	2,000	3,260
	5	7	9	9	12	42	18,000	5.28	30,000	8.79	36,000	10.55	1,037	2,000	3,260
	7	7	7	9	12	42	18,000	5.28	30,000	8.79	36,000	10.55	1,037	2,000	3,260
	5	5	9	9	15	43	18,000	5.28	30,000	8.79	36,000	10.55	1,037	2,000	3,260
	5	7	7	9	15	43	18,000	5.28	30,000	8.79	36,000	10.55	1,037	2,000	3,260
	5	7	7	12	12	43	18,000	5.28	30,000	8.79	36,000	10.55	1,037	2,000	3,260
	7	7	7	7	15	43	18,000	5.28	30,000	8.79	36,000	10.55	1,037	2,000	3,260
	7	9	9	9	9	43	18,000	5.28	30,000	8.79	36,000	10.55	1,037	2,000	3,260
	5	5	7	12	15	44	18,000	5.28	30,000	8.79	36,000	10.55	1,037	2,000	3,260
	5	5	5	5	24	44	18,000	5.28	30,000	8.79	36,000	10.55	1,037	2,000	3,260
	5	7	7	7	18	44	18,000	5.28	30,000	8.79	36,000	10.55	1,037	2,000	3,260
	5	9	9	9	12	44	18,000	5.28	30,000	8.79	36,000	10.55	1,037	2,000	3,260
	7	7	9	9	12	44	18,000	5.28	30,000	8.79	36,000	10.55	1,037	2,000	3,260
	5	5	5	12	18	45	18,000	5.28	30,000	8.79	36,000	10.55	1,037	2,000	3,260
	5	5	5	15	15	45	18,000	5.28	30,000	8.79	36,000	10.55	1,037	2,000	3,260
	5	7	9	9	15	45	18,000	5.28	30,000	8.79	36,000	10.55	1,037	2,000	3,260
	5	7	9	12	12	45	18,000	5.28	30,000	8.79	36,000	10.55	1,037	2,000	3,260
	7	7	7	9	15	45	18,000	5.28	30,000	8.79	36,000	10.55	1,037	2,000	3,260
	7	7	7	12	12	45	18,000	5.28	30,000	8.79	36,000	10.55	1,037	2,000	3,260
	9	9	9	9	9	45	18,000	5.28	30,000	8.79	36,000	10.55	1,037	2,000	3,260
	5	5	5	7	24	46	18,000	5.28	30,000	8.79	36,000	10.55	1,037	2,000	3,260
	5	5	9	9	18	46	18,000	5.28	30,000	8.79	36,000	10.55	1,037	2,000	3,260
	5	5	9	12	15	46	18,000	5.28	30,000	8.79	36,000	10.55	1,037	2,000	3,260
	5	5	12	12	12	46	18,000	5.28	30,000	8.79	36,000	10.55	1,037	2,000	3,260
	5	7	7	9	18	46	18,000	5.28	30,000	8.79	36,000	10.55	1,037	2,000	3,260
	5	7	7	12	15	46	18,000	5.28	30,000	8.79	36,000	10.55	1,037	2,000	3,260
	7	7	7	7	18	46	18,000	5.28	30,000	8.79	36,000	10.55	1,037	2,000	3,260
	7	9	9	9	12	46	18,000	5.28	30,000	8.79	36,000	10.55	1,037	2,000	3,260
	5	5	7	15	15	47	18,000	5.28	30,000	8.79	36,000	10.55	1,037	2,000	3,260
	5	9	9	9	15	47	18,000	5.28	30,000	8.79	36,000	10.55	1,037	2,000	3,260
	5	9	9	12	12	47	18,000	5.28	30,000	8.79	36,000	10.55	1,037	2,000	3,260
	7	7	9	9	15	47	18,000	5.28	30,000	8.79	36,000	10.55	1,037	2,000	3,260
	7	7	9	12	12	47	18,000	5.28	30,000	8.79	36,000	10.55	1,037	2,000	3,260
	5	5	5	9	24	48	18,000	5.28	30,000	8.79	36,000	10.55	1,037	2,000	3,260
	5	5	5	18	15	48	18,000	5.28	30,000	8.79	36,000	10.55	1,037	2,000	3,260
	5	5	7	7	24	48	18,000	5.28	30,000	8.79	36,000	10.55	1,037	2,000	3,260
	5	7	9	9	18	48	18,000	5.28	30,000	8.79	36,000	10.55	1,037	2,000	3,260
	5	7	9	12	15	48	18,000	5.28	30,000	8.79	36,000	10.55	1,037	2,000	3,260
	5	7	12	12	12	48	18,000	5.28	30,000	8.79	36,000	10.55	1,037	2,000	3,260
	7	7	7	12	15	48	18,000	5.28	30,000	8.79	36,000	10.55	1,037	2,000	3,260
	9	9	9	9	12	48	18,000	5.28	30,000	8.79	36,000	10.55	1,037	2,000	3,260
	7	7	7	9	18	48	18,000	5.28	30,000	8.79	36,000	10.55	1,037	2,000	3,260

※ For our policy of continuous product improvement, specification, design and features are subject to change without prior notice.

R32

MU5R30

HEATING															
OPERATION	COMBINATION OF INDOOR UNIT (kBtu/h CLASS)						TOTAL CAPACITY						INPUT(W)		
							MIN.		RATED		MAX.				
	UNIT-A	UNIT-B	UNIT-C	UNIT-D	UNIT-E	TOTAL	Btu/h	kW	Btu/h	kW	Btu/h	kW	MIN.	RATED	MAX.
1 UNIT	5					5	5,000	1.47	5,500	1.61	6,325	1.85	610	610	714
	7					7	5,500	1.61	8,400	2.46	9,660	2.83	610	636	825
	9					9	6,480	1.90	10,800	3.17	12,420	3.64	610	826	1,077
	12					12	7,920	2.32	13,200	3.87	15,180	4.45	583	1,021	1,338
	15					15	9,900	2.90	16,500	4.84	18,975	5.56	744	1,279	1,744
	18					18	11,880	3.48	19,800	5.80	22,770	6.67	909	1,577	2,133
	24					24	15,240	4.47	25,400	7.44	26,670	7.82	1,192	2,077	2,538
2 UNIT	5	5				10	7,200	2.11	12,000	3.52	14,400	4.22	451	773	1,081
	5	7				12	8,640	2.53	14,400	4.22	17,280	5.06	541	940	1,337
	5	9				14	10,080	2.95	16,800	4.92	20,160	5.91	656	1,112	1,571
	7	7				14	10,080	2.95	16,800	4.92	20,160	5.91	656	1,112	1,571
	7	9				16	11,520	3.38	19,200	5.63	23,040	6.75	749	1,289	1,844
	5	12				17	12,240	3.59	20,400	5.98	24,480	7.17	796	1,392	1,968
	9	9				18	12,960	3.80	21,600	6.33	25,920	7.60	844	1,471	2,094
	7	12				19	13,680	4.01	22,800	6.68	27,360	8.02	892	1,577	2,222
	5	15				20	14,400	4.22	24,000	7.03	28,800	8.44	940	1,657	2,352
	9	12				21	15,120	4.43	25,200	7.39	30,240	8.86	989	1,766	2,568
	7	15				22	15,840	4.64	26,400	7.74	31,680	9.28	1,038	1,848	2,811
	5	18				23	16,560	4.85	27,600	8.09	33,120	9.71	1,112	1,960	3,127
	9	15				24	17,280	5.06	28,800	8.44	34,560	10.13	1,162	2,045	3,473
	12	12				24	17,280	5.06	28,800	8.44	34,560	10.13	1,162	2,045	3,473
	7	18				25	18,000	5.28	30,000	8.79	34,560	10.13	1,213	2,194	3,473
	9	18				27	19,440	5.70	32,400	9.50	34,560	10.13	1,315	2,579	3,473
	12	15				27	19,440	5.70	32,400	9.50	34,560	10.13	1,315	2,579	3,473
	5	24				29	20,700	6.07	34,500	10.11	34,560	10.13	1,418	3,020	3,473
	12	18				30	20,700	6.07	34,500	10.11	34,560	10.13	1,418	3,020	3,473
	15	15				30	20,700	6.07	34,500	10.11	34,560	10.13	1,418	3,020	3,473
	7	24				31	20,700	6.07	34,500	10.11	34,560	10.13	1,418	3,020	3,473
	9	24				33	20,700	6.07	34,500	10.11	34,560	10.13	1,418	3,020	3,473
	15	18				33	20,700	6.07	34,500	10.11	34,560	10.13	1,418	3,020	3,473
	18	18				36	20,700	6.07	34,500	10.11	34,560	10.13	1,418	3,020	3,473
	12	24				36	20,700	6.07	34,500	10.11	34,560	10.13	1,418	3,020	3,473
	15	24				39	20,700	6.07	34,500	10.11	34,560	10.13	1,418	3,020	3,473
	18	24				42	20,700	6.07	34,500	10.11	34,560	10.13	1,418	3,020	3,473
	24	24				48	20,700	6.07	34,500	10.11	34,560	10.13	1,418	3,020	3,473
3 UNIT	5	5	5			15	10,800	3.17	18,000	5.28	21,600	6.33	660	1,140	1,590
	5	5	7			17	12,240	3.59	20,400	5.98	24,480	7.17	748	1,309	1,850
	5	5	9			19	13,680	4.01	22,800	6.68	27,360	8.02	838	1,482	2,089
	5	7	7			19	13,680	4.01	22,800	6.68	27,360	8.02	838	1,482	2,089
	5	7	9			21	15,120	4.43	25,200	7.39	30,240	8.86	930	1,660	2,414
	7	7	7			21	15,120	4.43	25,200	7.39	30,240	8.86	930	1,660	2,414
	5	5	12			22	15,840	4.64	26,400	7.74	31,680	9.28	976	1,738	2,590
	5	9	9			23	16,560	4.85	27,600	8.09	33,120	9.71	1,046	1,842	2,767
	7	7	9			23	16,560	4.85	27,600	8.09	33,120	9.71	1,046	1,842	2,767
	5	7	12			24	17,280	5.06	28,800	8.44	34,560	10.13	1,093	1,922	2,951
	5	5	15			25	18,000	5.28	30,000	8.79	36,000	10.55	1,140	2,063	3,192
	7	9	9			25	18,000	5.28	30,000	8.79	36,000	10.55	1,140	2,063	3,192
	5	9	12			26	18,720	5.49	31,200	9.14	37,440	10.97	1,188	2,177	3,393
	7	7	12			26	18,720	5.49	31,200	9.14	37,440	10.97	1,188	2,177	3,393
	5	7	15			27	19,440	5.70	32,400	9.50	38,640	11.32	1,236	2,328	3,602
	9	9	9			27	19,440	5.70	32,400	9.50	38,640	11.32	1,236	2,328	3,602
	7	9	12			28	20,160	5.91	33,600	9.85	38,640	11.32	1,284	2,445	3,602
	5	5	18			28	20,160	5.91	33,600	9.85	38,640	11.32	1,284	2,445	3,602
	5	9	15			29	20,700	6.07	34,500	10.11	38,640	11.32	1,333	2,566	3,602
	5	12	12			29	20,700	6.07	34,500	10.11	38,640	11.32	1,333	2,566	3,602
	7	7	15			29	20,700	6.07	34,500	10.11	38,640	11.32	1,333	2,566	3,602
	5	7	18			30	20,700	6.07	34,500	10.11	38,640	11.32	1,333	2,566	3,602
	9	9	12			30	20,700	6.07	34,500	10.11	38,640	11.32	1,333	2,566	3,602
	7	9	15			31	20,700	6.07	34,500	10.11	38,640	11.32	1,333	2,566	3,602
	7	12	12			31	20,700	6.07	34,500	10.11	38,640	11.32	1,333	2,566	3,602
	5	12	15			32	20,700	6.07	34,500	10.11	38,640	11.32	1,333	2,566	3,602
	5	9	18			32	20,700	6.07	34,500	10.11	38,640	11.32	1,333	2,566	3,602
	7	7	18			32	20,700	6.07	34,500	10.11	38,640	11.32	1,333	2,566	3,602
	9	9	15			33	20,700	6.07	34,500	10.11	38,640	11.32	1,333	2,566	3,602
	9	12	12			33	20,700	6.07	34,500	10.11	38,640	11.32	1,333	2,566	3,602
	7	9	18			34	20,700	6.07	34,500	10.11	38,640	11.32	1,333	2,566	3,602
	7	12	15			34	20,700	6.07	34,500	10.11	38,640	11.32	1,333	2,566	3,602
	5	5	24			34	20,700	6.07	34,500	10.11	38,640	11.32	1,333	2,566	3,602
	5	12	18			35	20,700	6.07	34,500	10.11	38,640	11.32	1,333	2,566	3,602
	5	15	15			35	20,700	6.07	34,500	10.11	38,640	11.32	1,333	2,566	3,602
	5	7	24			36	20,700	6.07	34,500	10.11	38,640	11.32	1,333	2,566	3,602
	9	12	15			36	20,700	6.07	34,500	10.11	38,640	11.32	1,333	2,566	3,602
	12	12	12			36	20,700	6.07	34,500	10.11	38,640	11.32	1,333	2,566	3,602
	9	9	18			36	20,700	6.07	34,500	10.11	38,640	11.32	1,333	2,566	3,602
	7	12	18			37	20,700	6.07	34,500	10.11	38,640	11.32	1,333	2,566	3,602
	7	15	15			37	20,700	6.07	34,500	10.11	38,640	11.32	1,333	2,566	3,602
	5	9	24			38	20,700	6.07	34,500	10.11	38,640	11.32	1,333	2,566	3,602
	5	15	18			38	20,700	6.07	34,500	10.11	38,640	11.32	1,333	2,566	3,602
	7	7	24			38	20,700	6.07	34,500	10.11	38,640	11.32	1,333	2,566	3,602
	9	12	18			39	20,700	6.07	34,500	10.11	38,640	11.32	1,333	2,566	3,602
	9	15	15			39	20,700	6.07	34,500	10.11	38,640	11.32	1,333	2,566	3,602
	12	12	15			39	20,700	6.07	34,500	10.11	38,640	11.32	1,333	2,566	3,602
	7	9	24			40	20,700	6.07	34,500	10.11	38,640	11.32	1,333	2,566	3,602
	7	15	18			40	20,700	6.07	34,500	10.11	38,640	11.32	1,333	2,566	3,602
	5	12	24			41	20,700	6.07	34,500	10.11	38,640	11.32	1,333	2,566	3,602
	5	18	18			41	20,700	6.07	34,500	10.11	38,640	11.32	1,333	2,566	3,602
	12	12	18			42	20,700	6.07	34,500	10.11	38,640	11.32	1,333	2,566	3,602
	9	9	24			42	20,700	6.07	34,500	10.11	38,640	11.32	1,333	2,566	3,602
	9	15	18			42	20,700	6.07	34,500	10.11	38,640	11.32	1,333	2,566	3,602
	12	15	15			42	20,700	6.07	34,500	10.11	38,640	11.32	1,333	2,566	3,602

※ For our policy of continuous product improvement, specification, design and features are subject to change without prior notice.

R32

MU5R30

HEATING															
OPERATION	COMBINATION OF INDOOR UNIT (kBtu/h CLASS)						TOTAL CAPACITY						INPUT(W)		
							MIN.		RATED		MAX.				
	UNIT-A	UNIT-B	UNIT-C	UNIT-D	UNIT-E	TOTAL	Btu/h	kW	Btu/h	kW	Btu/h	kW	MIN.	RATED	MAX.
3 UNIT	7	18	18			43	20,700	6.07	34,500	10.11	38,640	11.32	1,333	2,566	3,602
	7	12	24			43	20,700	6.07	34,500	10.11	38,640	11.32	1,333	2,566	3,602
	5	15	24			44	20,700	6.07	34,500	10.11	38,640	11.32	1,333	2,566	3,602
	9	18	18			45	20,700	6.07	34,500	10.11	38,640	11.32	1,333	2,566	3,602
	9	12	24			45	20,700	6.07	34,500	10.11	38,640	11.32	1,333	2,566	3,602
	12	15	18			45	20,700	6.07	34,500	10.11	38,640	11.32	1,333	2,566	3,602
	15	15	15			45	20,700	6.07	34,500	10.11	38,640	11.32	1,333	2,566	3,602
	7	15	24			46	20,700	6.07	34,500	10.11	38,640	11.32	1,333	2,566	3,602
	5	18	24			47	20,700	6.07	34,500	10.11	38,640	11.32	1,333	2,566	3,602
	9	15	24			48	20,700	6.07	34,500	10.11	38,640	11.32	1,333	2,566	3,602
	12	18	18			48	20,700	6.07	34,500	10.11	38,640	11.32	1,333	2,566	3,602
	12	12	24			48	20,700	6.07	34,500	10.11	38,640	11.32	1,333	2,566	3,602
	15	15	18			48	20,700	6.07	34,500	10.11	38,640	11.32	1,333	2,566	3,602
4 UNIT	5	5	5	5		20	14,400	4.22	24,000	7.03	28,800	8.44	840	1,480	2,100
	5	5	5	7		22	15,840	4.64	26,400	7.74	31,680	9.28	927	1,651	2,470
	5	5	5	9		24	17,280	5.06	28,800	8.44	34,560	10.13	1,038	1,826	2,861
	5	5	7	7		24	17,280	5.06	28,800	8.44	34,560	10.13	1,038	1,826	2,861
	5	5	7	9		26	18,720	5.49	31,200	9.14	37,440	10.97	1,128	2,068	3,349
	5	7	7	7		26	18,720	5.49	31,200	9.14	37,440	10.97	1,128	2,068	3,349
	5	5	5	12		27	19,440	5.70	32,400	9.50	38,640	11.32	1,174	2,230	3,524
	5	5	9	9		28	20,160	5.91	33,600	9.85	38,640	11.32	1,220	2,356	3,524
	5	7	7	9		28	20,160	5.91	33,600	9.85	38,640	11.32	1,220	2,356	3,524
	7	7	7	7		28	20,160	5.91	33,600	9.85	38,640	11.32	1,220	2,356	3,524
	5	5	7	12		29	20,700	6.07	34,500	10.11	38,640	11.32	1,267	2,487	3,524
	5	5	5	15		30	20,700	6.07	34,500	10.11	38,640	11.32	1,267	2,487	3,524
	5	7	9	9		30	20,700	6.07	34,500	10.11	38,640	11.32	1,267	2,487	3,524
	7	7	7	9		30	20,700	6.07	34,500	10.11	38,640	11.32	1,267	2,487	3,524
	5	5	9	12		31	20,700	6.07	34,500	10.11	38,640	11.32	1,267	2,487	3,524
	5	7	7	12		31	20,700	6.07	34,500	10.11	38,640	11.32	1,267	2,487	3,524
	5	5	7	15		32	20,700	6.07	34,500	10.11	38,640	11.32	1,267	2,487	3,524
	7	7	9	9		32	20,700	6.07	34,500	10.11	38,640	11.32	1,267	2,487	3,524
	5	9	9	9		32	20,700	6.07	34,500	10.11	38,640	11.32	1,267	2,487	3,524
	5	5	5	18		33	20,700	6.07	34,500	10.11	38,640	11.32	1,267	2,487	3,524
	5	7	9	12		33	20,700	6.07	34,500	10.11	38,640	11.32	1,267	2,487	3,524
	7	7	7	12		33	20,700	6.07	34,500	10.11	38,640	11.32	1,267	2,487	3,524
	5	5	9	15		34	20,700	6.07	34,500	10.11	38,640	11.32	1,267	2,487	3,524
	5	5	12	12		34	20,700	6.07	34,500	10.11	38,640	11.32	1,267	2,487	3,524
	5	7	7	15		34	20,700	6.07	34,500	10.11	38,640	11.32	1,267	2,487	3,524
	7	9	9	9		34	20,700	6.07	34,500	10.11	38,640	11.32	1,267	2,487	3,524
	5	5	7	18		35	20,700	6.07	34,500	10.11	38,640	11.32	1,267	2,487	3,524
	5	9	9	12		35	20,700	6.07	34,500	10.11	38,640	11.32	1,267	2,487	3,524
	7	7	9	12		35	20,700	6.07	34,500	10.11	38,640	11.32	1,267	2,487	3,524
	5	7	9	15		36	20,700	6.07	34,500	10.11	38,640	11.32	1,267	2,487	3,524
	5	7	12	12		36	20,700	6.07	34,500	10.11	38,640	11.32	1,267	2,487	3,524
	7	7	7	15		36	20,700	6.07	34,500	10.11	38,640	11.32	1,267	2,487	3,524
	9	9	9	9		36	20,700	6.07	34,500	10.11	38,640	11.32	1,267	2,487	3,524
	5	5	9	18		37	20,700	6.07	34,500	10.11	38,640	11.32	1,267	2,487	3,524
	5	5	12	15		37	20,700	6.07	34,500	10.11	38,640	11.32	1,267	2,487	3,524
	5	7	7	18		37	20,700	6.07	34,500	10.11	38,640	11.32	1,267	2,487	3,524
	7	9	9	12		37	20,700	6.07	34,500	10.11	38,640	11.32	1,267	2,487	3,524
	5	9	9	15		38	20,700	6.07	34,500	10.11	38,640	11.32	1,267	2,487	3,524
	7	7	9	15		38	20,700	6.07	34,500	10.11	38,640	11.32	1,267	2,487	3,524
	7	7	12	12		38	20,700	6.07	34,500	10.11	38,640	11.32	1,267	2,487	3,524
	5	5	5	24		39	20,700	6.07	34,500	10.11	38,640	11.32	1,267	2,487	3,524
	5	7	9	18		39	20,700	6.07	34,500	10.11	38,640	11.32	1,267	2,487	3,524
	5	7	12	15		39	20,700	6.07	34,500	10.11	38,640	11.32	1,267	2,487	3,524
	9	9	9	12		39	20,700	6.07	34,500	10.11	38,640	11.32	1,267	2,487	3,524
	7	7	7	18		39	20,700	6.07	34,500	10.11	38,640	11.32	1,267	2,487	3,524
	5	5	12	18		40	20,700	6.07	34,500	10.11	38,640	11.32	1,267	2,487	3,524
	7	9	9	15		40	20,700	6.07	34,500	10.11	38,640	11.32	1,267	2,487	3,524
	7	9	12	12		40	20,700	6.07	34,500	10.11	38,640	11.32	1,267	2,487	3,524
	5	5	7	24		41	20,700	6.07	34,500	10.11	38,640	11.32	1,267	2,487	3,524
	5	9	12	15		41	20,700	6.07	34,500	10.11	38,640	11.32	1,267	2,487	3,524
	5	12	12	12		41	20,700	6.07	34,500	10.11	38,640	11.32	1,267	2,487	3,524
	7	7	12	15		41	20,700	6.07	34,500	10.11	38,640	11.32	1,267	2,487	3,524
	7	7	9	18		41	20,700	6.07	34,500	10.11	38,640	11.32	1,267	2,487	3,524
	5	7	15	15		42	20,700	6.07	34,500	10.11	38,640	11.32	1,267	2,487	3,524
	9	9	9	15		42	20,700	6.07	34,500	10.11	38,640	11.32	1,267	2,487	3,524
	9	9	12	12		42	20,700	6.07	34,500	10.11	38,640	11.32	1,267	2,487	3,524
	7	9	12	15		43	20,700	6.07	34,500	10.11	38,640	11.32	1,267	2,487	3,524
	7	12	12	12		43	20,700	6.07	34,500	10.11	38,640	11.32	1,267	2,487	3,524
	7	9	9	18		43	20,700	6.07	34,500	10.11	38,640	11.32	1,267	2,487	3,524
	5	9	15	15		44	20,700	6.07	34,500	10.11	38,640	11.32	1,267	2,487	3,524
	7	7	12	18		44	20,700	6.07	34,500	10.11	38,640	11.32	1,267	2,487	3,524
	7	7	15	15		44	20,700	6.07	34,500	10.11	38,640	11.32	1,267	2,487	3,524
	5	7	18	15		45	20,700	6.07	34,500	10.11	38,640	11.32	1,267	2,487	3,524
	9	9	12	15		45	20,700	6.07	34,500	10.11	38,640	11.32	1,267	2,487	3,524
	9	12	12	12		45	20,700	6.07	34,500	10.11	38,640	11.32	1,267	2,487	3,524
	9	9	9	18		45	20,700	6.07	34,500	10.11	38,640	11.32	1,267	2,487	3,524
	7	7	7	24		45	20,700	6.07	34,500	10.11	38,640	11.32	1,267	2,487	3,524
	7	9	12	18		46	20,700	6.07	34,500	10.11	38,640	11.32	1,267	2,487	3,524
	7	9	15	15		46	20,700	6.07	34,500	10.11	38,640	11.32	1,267	2,487	3,524
	7	12	12	15		46	20,700	6.07	34,500	10.11	38,640	11.32	1,267	2,487	3,524
	5	12	12	18		47	20,700	6.07	34,500	10.11	38,640	11.32	1,267	2,487	3,524
	7	7	9	24		47	20,700	6.07	34,500	10.11	38,640	11.32	1,267	2,487	3,524
	7	7	15	18		47	20,700	6.07	34,500	10.11	38,640	11.32	1,267	2,487	3,524
	5	9	15	18		47	20,700	6.07	34,500	10.11	38,640	11.32	1,267	2,487	3,524
	5	12	15	15		47	20,700	6.07	34,500	10.11	38,640	11.32	1,267	2,487	3,524
	9	9	15	15		48	20,700	6.07	34,500	10.11	38,640	11.32	1,267	2,487	3,524
	12	12	12	12		48	20,700	6.07	34,500	10.11	38,640	11.32	1,267	2,487	3,524
	9	9	12	18		48	20,700	6.07	34,500	10.11	38,640	11.32	1,267	2,487	3,524

※ For our policy of continuous product improvement, specification, design and features are subject to change without prior notice.

R32

MU5R30

HEATING															
OPERATION	COMBINATION OF INDOOR UNIT (kBtu/h CLASS)						TOTAL CAPACITY						INPUT(W)		
							MIN.		RATED		MAX.				
	UNIT-A	UNIT-B	UNIT-C	UNIT-D	UNIT-E	TOTAL	Btu/h	kW	Btu/h	kW	Btu/h	kW	MIN.	RATED	MAX.
5 UNIT	5	5	5	5	5	25	18,000	5.28	30,000	8.79	36,000	10.55	1,025	1,824	2,700
	5	5	5	5	7	27	19,440	5.70	32,400	9.50	38,880	11.40	1,111	1,997	3,096
	5	5	5	5	9	29	20,700	6.07	34,500	10.11	41,400	12.13	1,198	2,149	3,477
	5	5	5	7	7	29	20,700	6.07	34,500	10.11	41,400	12.13	1,198	2,149	3,477
	5	5	5	7	9	31	20,700	6.07	34,500	10.11	41,400	12.13	1,198	2,149	3,477
	5	5	7	7	7	31	20,700	6.07	34,500	10.11	41,400	12.13	1,198	2,149	3,477
	5	5	5	5	12	32	20,700	6.07	34,500	10.11	41,400	12.13	1,198	2,149	3,477
	5	5	5	9	9	33	20,700	6.07	34,500	10.11	41,400	12.13	1,198	2,149	3,477
	5	5	7	7	9	33	20,700	6.07	34,500	10.11	41,400	12.13	1,198	2,149	3,477
	5	7	7	7	7	33	20,700	6.07	34,500	10.11	41,400	12.13	1,198	2,149	3,477
	5	5	5	7	12	34	20,700	6.07	34,500	10.11	41,400	12.13	1,198	2,149	3,477
	5	5	5	5	15	35	20,700	6.07	34,500	10.11	41,400	12.13	1,198	2,149	3,477
	5	5	7	9	9	35	20,700	6.07	34,500	10.11	41,400	12.13	1,198	2,149	3,477
	5	7	7	7	9	35	20,700	6.07	34,500	10.11	41,400	12.13	1,198	2,149	3,477
	7	7	7	7	7	35	20,700	6.07	34,500	10.11	41,400	12.13	1,198	2,149	3,477
	5	5	5	9	12	36	20,700	6.07	34,500	10.11	41,400	12.13	1,198	2,149	3,477
	5	5	7	7	12	36	20,700	6.07	34,500	10.11	41,400	12.13	1,198	2,149	3,477
	5	5	5	7	15	37	20,700	6.07	34,500	10.11	41,400	12.13	1,198	2,149	3,477
	5	5	9	9	9	37	20,700	6.07	34,500	10.11	41,400	12.13	1,198	2,149	3,477
	5	7	7	9	9	37	20,700	6.07	34,500	10.11	41,400	12.13	1,198	2,149	3,477
	7	7	7	7	9	37	20,700	6.07	34,500	10.11	41,400	12.13	1,198	2,149	3,477
	5	5	5	5	18	38	20,700	6.07	34,500	10.11	41,400	12.13	1,198	2,149	3,477
	5	7	7	7	12	38	20,700	6.07	34,500	10.11	41,400	12.13	1,198	2,149	3,477
	5	5	5	9	15	39	20,700	6.07	34,500	10.11	41,400	12.13	1,198	2,149	3,477
	5	5	5	12	12	39	20,700	6.07	34,500	10.11	41,400	12.13	1,198	2,149	3,477
	5	5	7	7	15	39	20,700	6.07	34,500	10.11	41,400	12.13	1,198	2,149	3,477
	7	7	7	9	9	39	20,700	6.07	34,500	10.11	41,400	12.13	1,198	2,149	3,477
	5	7	9	9	9	39	20,700	6.07	34,500	10.11	41,400	12.13	1,198	2,149	3,477
	5	5	5	7	18	40	20,700	6.07	34,500	10.11	41,400	12.13	1,198	2,149	3,477
	5	5	9	9	12	40	20,700	6.07	34,500	10.11	41,400	12.13	1,198	2,149	3,477
	5	7	7	9	12	40	20,700	6.07	34,500	10.11	41,400	12.13	1,198	2,149	3,477
	7	7	7	7	12	40	20,700	6.07	34,500	10.11	41,400	12.13	1,198	2,149	3,477
	5	5	7	9	15	41	20,700	6.07	34,500	10.11	41,400	12.13	1,198	2,149	3,477
	5	7	7	7	15	41	20,700	6.07	34,500	10.11	41,400	12.13	1,198	2,149	3,477
	5	9	9	9	9	41	20,700	6.07	34,500	10.11	41,400	12.13	1,198	2,149	3,477
	7	7	9	9	9	41	20,700	6.07	34,500	10.11	41,400	12.13	1,198	2,149	3,477
	5	5	5	9	18	42	20,700	6.07	34,500	10.11	41,400	12.13	1,198	2,149	3,477
	5	5	5	12	15	42	20,700	6.07	34,500	10.11	41,400	12.13	1,198	2,149	3,477
	5	5	7	7	18	42	20,700	6.07	34,500	10.11	41,400	12.13	1,198	2,149	3,477
	5	7	9	9	12	42	20,700	6.07	34,500	10.11	41,400	12.13	1,198	2,149	3,477
	7	7	7	9	12	42	20,700	6.07	34,500	10.11	41,400	12.13	1,198	2,149	3,477
	5	5	9	9	15	43	20,700	6.07	34,500	10.11	41,400	12.13	1,198	2,149	3,477
	5	7	7	9	15	43	20,700	6.07	34,500	10.11	41,400	12.13	1,198	2,149	3,477
	5	7	7	12	12	43	20,700	6.07	34,500	10.11	41,400	12.13	1,198	2,149	3,477
	7	7	7	7	15	43	20,700	6.07	34,500	10.11	41,400	12.13	1,198	2,149	3,477
	7	9	9	9	9	43	20,700	6.07	34,500	10.11	41,400	12.13	1,198	2,149	3,477
	5	5	7	12	15	44	20,700	6.07	34,500	10.11	41,400	12.13	1,198	2,149	3,477
	5	5	5	5	24	44	20,700	6.07	34,500	10.11	41,400	12.13	1,198	2,149	3,477
	5	7	7	7	18	44	20,700	6.07	34,500	10.11	41,400	12.13	1,198	2,149	3,477
	5	9	9	9	12	44	20,700	6.07	34,500	10.11	41,400	12.13	1,198	2,149	3,477
	7	7	9	9	12	44	20,700	6.07	34,500	10.11	41,400	12.13	1,198	2,149	3,477
	5	5	5	12	18	45	20,700	6.07	34,500	10.11	41,400	12.13	1,198	2,149	3,477
	5	5	5	15	15	45	20,700	6.07	34,500	10.11	41,400	12.13	1,198	2,149	3,477
	5	7	9	9	15	45	20,700	6.07	34,500	10.11	41,400	12.13	1,198	2,149	3,477
	5	7	9	12	12	45	20,700	6.07	34,500	10.11	41,400	12.13	1,198	2,149	3,477
	7	7	7	9	15	45	20,700	6.07	34,500	10.11	41,400	12.13	1,198	2,149	3,477
	7	7	7	12	12	45	20,700	6.07	34,500	10.11	41,400	12.13	1,198	2,149	3,477
	9	9	9	9	9	45	20,700	6.07	34,500	10.11	41,400	12.13	1,198	2,149	3,477
	5	5	5	7	24	46	20,700	6.07	34,500	10.11	41,400	12.13	1,198	2,149	3,477
	5	5	9	9	18	46	20,700	6.07	34,500	10.11	41,400	12.13	1,198	2,149	3,477
	5	5	9	12	15	46	20,700	6.07	34,500	10.11	41,400	12.13	1,198	2,149	3,477
	5	5	12	12	12	46	20,700	6.07	34,500	10.11	41,400	12.13	1,198	2,149	3,477
	5	7	7	9	18	46	20,700	6.07	34,500	10.11	41,400	12.13	1,198	2,149	3,477
	5	7	7	12	15	46	20,700	6.07	34,500	10.11	41,400	12.13	1,198	2,149	3,477
	7	7	7	7	18	46	20,700	6.07	34,500	10.11	41,400	12.13	1,198	2,149	3,477
	7	9	9	9	12	46	20,700	6.07	34,500	10.11	41,400	12.13	1,198	2,149	3,477
	5	5	7	15	15	47	20,700	6.07	34,500	10.11	41,400	12.13	1,198	2,149	3,477
	5	9	9	9	15	47	20,700	6.07	34,500	10.11	41,400	12.13	1,198	2,149	3,477
	5	9	9	12	12	47	20,700	6.07	34,500	10.11	41,400	12.13	1,198	2,149	3,477
	7	7	9	9	15	47	20,700	6.07	34,500	10.11	41,400	12.13	1,198	2,149	3,477
	7	7	9	12	12	47	20,700	6.07	34,500	10.11	41,400	12.13	1,198	2,149	3,477
	5	5	5	9	24	48	20,700	6.07	34,500	10.11	41,400	12.13	1,198	2,149	3,477
	5	5	5	18	15	48	20,700	6.07	34,500	10.11	41,400	12.13	1,198	2,149	3,477
	5	5	7	7	24	48	20,700	6.07	34,500	10.11	41,400	12.13	1,198	2,149	3,477
	5	7	9	9	18	48	20,700	6.07	34,500	10.11	41,400	12.13	1,198	2,149	3,477
	5	7	9	12	15	48	20,700	6.07	34,500	10.11	41,400	12.13	1,198	2,149	3,477
	5	7	12	12	12	48	20,700	6.07	34,500	10.11	41,400	12.13	1,198	2,149	3,477
	7	7	7	12	15	48	20,700	6.07	34,500	10.11	41,400	12.13	1,198	2,149	3,477
	9	9	9	9	12	48	20,700	6.07	34,500	10.11	41,400	12.13	1,198	2,149	3,477
	7	7	7	9	18	48	20,700	6.07	34,500	10.11	41,400	12.13	1,198	2,149	3,477

※ For our policy of continuous product improvement, specification, design and features are subject to change without prior notice.

R410A
MULTI SPLIT

OUTDOOR UNITS

R410A

LG participates in the ECP programme
for EUROVENT VRF program.
Check ongoing validity of certification
: www.eurovent-certification.com

OUTDOOR				MU5M40 U44
Compressor	Type			Scroll
Capacity*	Cooling	Min. / Nom. / Max.	kW	1.3 / 11.2 / 14.7
	Heating	Min. / Nom. / Max.	kW	1.5 / 12.5 / 16.0
Low Temperature Capacity	Heating -7°C	Max.	kW	11.0
Power Input*	Cooling	Min. / Nom. / Max.	kW	0.4 / 3.3 / 5.5
	Heating	Min. / Nom. / Max.	kW	0.4 / 3.2 / 5.6
Running Current*	Cooling	Min. / Nom. / Max.	A	1.8 / 14.9 / 24.9
	Heating	Min. / Nom. / Max.	A	1.9 / 14.5 / 25.4
EER				3.40
COP				3.90
SEER				7.10
SCOP				4.00
Pdesign (@-10°C)			kW	8.90
Season Energy Label	Cooling / Heating (A+++ to D Scale)			A++ / A+
Annual Energy Consumption	Cooling / Heating		kWh	552 / 3,114
Airflow Rate		Nom.	m³/min	80
Sound Pressure Level	Cooling	Nom.	dB(A)	53
	Heating	Nom.	dB(A)	55
Sound Power Level	Cooling	Max.	dB(A)	67
Dimensions	W x H x D		mm	950 x 834 x 330
Net Weight			kg	73
Refrigerant	Type			R410A
	Charge		kg	3.4
	Additional Charge		g/m	20
	GWP			2087.5
	t-CO_2eq			7.098
Operation Range (Outdoor)	Cooling	Min. / Max.	°C DB	-10 / 48
	Heating	Min. / Max.	°C WB	-25 / 18
Power Supply			Ø / V / Hz	1 / 220-240 / 50
Power Supply Cable			No. x mm²	3C x 4.0
Transmission Cable			No. x mm²	4C x 0.75
Circuit Breaker			A	40
Piping Length Total			m	85
Piping Length per Branch		Max.	m	25
Piping Elevation Difference	IDU - ODU	Max.	m	15
	IDU - IDU	Max.	m	7.5
Piping Connection	Liquid		mm (inch) x No.	Ø6.35 (1/4) x 5
	Gas		mm (inch) x No.	Ø9.52 (3/8) x 5

※ For our policy of continuous product improvement, specification, design and features are subject to change without prior notice.

Note : 1. Capacities are based on the following conditions:
Cooling : - Indoor Temperature 27°C (80.6°F) DB / 19°C (66.2°F) WB - Outdoor Temperature 35°C (95°F) DB / 24°C (75.2°F) WB
Heating : - Indoor Temperature 20°C (68°F) DB / 15°C (59°F) WB - Outdoor Temperature 7°C (44.6°F) DB / 6°C (42.8°F) WB
Piping Length - Interconnecting Piping Length 7.5m - Level Difference of Zero.
2. * : See page "Combination Table".
3. Due to our policy of innovation some specifications may be changed without notification.
4. At least two indoor units should be connected.
5. Minimum combination capacity rate should be more than 40%.
6. This product contains fluorinated greenhouse gases. (R410A)

R410A

LG participates in the ECP programme
for EUROVENT VRF program.
Check ongoing validity of certification
: www.eurovent-certification.com

OUTDOOR				FM40AH U34	FM48AH U34	FM56AH U34
Compressor	Type		-	Scroll	Scroll	Scroll
Capacity*	Cooling	Min. / Nom. / Max.	kW	2.8 / 12.3 / 15.4	3.3 / 14.1 / 17.0	4.0 / 15.5 / 18.5
	Heating	Min. / Nom. / Max.	kW	3.1 / 13.5 / 16.2	3.7 / 16.0 / 17.3	4.5 / 17.4 / 18.8
Low Temperature Capacity	Heating	Max.	kW	12.5	14.5	15.5
Power Input*	Cooling	Min. / Nom. / Max.	kW	0.82 / 2.42 / 4.90	0.96 / 3.12 / 5.30	1.18 / 3.87 / 5.60
	Heating	Min. / Nom. / Max.	kW	0.89 / 2.87 / 5.10	1.06 / 3.76 / 5.40	1.29 / 4.34 / 5.80
Running Current*	Cooling	Min. / Nom. / Max.	A	3.7 / 11.0 / 22.2	4.4 / 14.1 / 24.0	5.3 / 17.5 / 25.4
	Heating	Min. / Nom. / Max.	A	4.0 / 13.0 / 23.1	4.8 / 17.0 / 24.5	5.9 / 19.7 / 26.3
EER				5.08	4.51	4.01
COP				4.70	4.25	4.01
SEER				7.40	7.20	6.90
SCOP				4.20	4.20	4.20
Pdesign(@-10°C)			kW	8.6	9.5	9.5
Seasonal Energy Label (A++ to E Scale)	Cooling / Heating		-	- / -	- / -	- / -
Annual Energy Consumption		Cooling / Heating	kWh	981 / 2,867	1,167 / 3,167	1,348 / 3,167
Air Flow Rate		Nom.	m^3/min x No.	110	110	110
Sound Pressure Level	Cooling	Nom.	dB(A)	51	53	53
	Heating	Nom.	dB(A)	53	55	55
Sound Power Level	Cooling	Max.	dB(A)	69	71	73
	Heating	Max.	dB(A)	70	72	74
Dimensions		W x H x D	mm	950 x 1,380 x 330	950 x 1,380 x 330	950 x 1,380 x 330
Net Weight			kg	87	87	87
Refrigerant	Type		-	R410A	R410A	R410A
	Charge		kg	4,200	4,200	4,200
	Additional Charging Volume		g/m	20	20	20
	GWP (Global Warming Potential)		-	2,087.5	2,087.5	2,087.5
	t-CO_2eq		-	8.768	8.768	8.768
Operation Range (Outdoor)	Cooling	Min. / Max.	°C DB	-10 / 48	-10 / 48	-10 / 48
	Heating	Min. / Max.	°C WB	-25 / 18	-25 / 18	-25 / 18
Power Supply			Ø / V / Hz	1 / 220-240 / 50	1 / 220-240 / 50	1 / 220-240 / 50
Power Supply Cable			No. x mm^2	3C x 4.0	3C x 4.0	3C x 4.0
Transmission Cable	ODU-BD		No. x mm^2	4C x 1.25	4C x 1.25	4C x 1.25
	BD-IDU		No. x mm^2	4C x 0.75	4C x 0.75	4C x 0.75
Circuit Breaker			A	40	40	40
Max Piping Length	Total Piping (Main+Total Branch)		m	125	135	145
	Main Piping		m	55	55	55
	Total Branch Piping		m	70	80	90
	Each Branch Piping		m	15	15	15
Piping Elevation Difference	IDU-ODU	Max.	m	30	30	30
	IDU-IDU	Max.	m	15	15	15
Piping Connections	Liquid		mm (inch) x No.	Ø9.52 x 1	Ø9.52 x 1	Ø9.52 x 1
	Gas		mm (inch) x No.	Ø19.05 x1	Ø19.05 x1	Ø19.05 x1

※ For our policy of continuous product improvement, specification, design and features are subject to change without prior notice.
Note : 1. Capacities are based on the following conditions:
Cooling : - Indoor Temperature 27°C (80.6°F) DB / 19°C (66.2°F) WB - Outdoor Temperature 35°C (95°F) DB / 24°C (75.2°F) WB
Heating : - Indoor Temperature 20°C (68°F) DB / 15°C (59°F) WB - Outdoor Temperature 7°C (44.6°F) DB / 6°C (42.8°F) WB
Piping Length - Interconnecting Piping Length 7.5m - Level Difference of Zero.
2. * : See page "Combination Table".
3. Due to our policy of innovation some specifications may be changed without notification.
4. At least two indoor units should be connected.
5. Minimum combination capacity rate should be more than 40%.
6. This product contains fluorinated greenhouse gases. (R410A)

OUTDOOR UNITS

R410A

3Phase

LG participates in the ECP programme
for EUROVENT VRF program.
Check ongoing validity of certification
: www.eurovent-certification.com

OUTDOOR				FM41AH U34	FM49AH U34	FM57AH U34
Compressor	Type		-	Scroll	Scroll	Scroll
Capacity*	Cooling	Min. / Nom. / Max.	kW	2.8 / 12.3 / 15.4	3.3 / 14.1 / 17.0	4.0 / 15.5 / 18.5
	Heating	Min. / Nom. / Max.	kW	3.1 / 13.5 / 16.2	3.7 / 16.0 / 17.3	4.5 / 17.4 / 18.8
Low Temperature Capacity	Heating	Max.	kW	12.5	14.5	15.5
Power Input*	Cooling	Min. / Nom. / Max.	kW	0.82 / 2.42 / 4.90	0.96 / 3.12 / 5.30	1.18 / 3.87 / 5.60
	Heating	Min. / Nom. / Max.	kW	0.89 / 2.87 / 5.10	1.06 / 3.76 / 5.40	1.29 / 4.34 / 5.80
Running Current*	Cooling	Min. / Nom. / Max.	A	1.2 / 3.6 / 7.4	1.4 / 4.7 / 8.0	1.8 / 5.8 / 8.4
	Heating	Min. / Nom. / Max.	A	1.3 / 4.3 / 7.7	1.6 / 5.7 / 8.1	1.9 / 6.5 / 8.7
EER				5.08	4.51	4.01
COP				4.70	4.25	4.01
SEER				7.40	7.20	6.90
SCOP				4.20	4.20	4.20
Pdesign(@-10°C)			kW	8.6	9.5	9.5
Seasonal Energy Label (A++ to E Scale)	Cooling / Heating		-	- / -	- / -	- / -
Annual Energy Consumption		Cooling / Heating	kWh	981 / 2,867	1,167 / 3,167	1,348 / 3,167
Air Flow Rate		Nom.	m^3/min x No.	110	110	110
Sound Pressure Level	Cooling	Nom.	dB(A)	51	53	53
	Heating	Nom.	dB(A)	53	55	55
Sound Power Level	Cooling	Max.	dB(A)	69	71	73
	Heating	Max.	dB(A)	70	72	74
Dimensions		W x H x D	mm	950 x 1,380 x 330	950 x 1,380 x 330	950 x 1,380 x 330
Net Weight			kg	87	87	87
Refrigerant	Type		-	R410A	R410A	R410A
	Charge		kg	4,200	4,200	4,200
	Additional Charging Volume		g/m	20	20	20
	GWP (Global Warming Potential)		-	2,087.50	2,087.50	2,087.50
	t-CO_2eq		-	8.768	8.768	8.768
Operation Range (Outdoor)	Cooling	Min. / Max.	°C DB	-10 / 48	-10 / 48	-10 / 48
	Heating	Min. / Max.	°C WB	-25 / 18	-25 / 18	-25 / 18
Power Supply			Ø / V / Hz	3 / 380-415 / 50	3 / 380-415 / 50	3 / 380-415 / 50
Power Supply Cable			No. x mm^2	5C x 2.5	5C x 2.5	5C x 2.5
Transmission Cable	ODU-BD		No. x mm^2	4C x 1.25	4C x 1.25	4C x 1.25
	BD-IDU		No. x mm^2	4C x 0.75	4C x 0.75	4C x 0.75
Circuit Breaker			A	20	20	20
Max Piping Length	Total Piping (Main+Total Branch)		m	125	135	145
	Main Piping		m	55	55	55
	Total Branch Piping		m	70	80	90
	Each Branch Piping		m	15	15	15
Piping Elevation Difference	IDU-ODU	Max.	m	30	30	30
	IDU-IDU	Max.	m	15	15	15
Piping Connections	Liquid		mm (inch) x No.	Ø9.52 x 1	Ø9.52 x 1	Ø9.52 x 1
	Gas		mm (inch) x No.	Ø19.05 x1	Ø19.05 x1	Ø19.05 x1

※ For our policy of continuous product improvement, specification, design and features are subject to change without prior notice.
Note : 1. Capacities are based on the following conditions:
Cooling : - Indoor Temperature 27°C (80.6°F) DB / 19°C (66.2°F) WB - Outdoor Temperature 35°C (95°F) DB / 24°C (75.2°F) WB
Heating : - Indoor Temperature 20°C (68°F) DB / 15°C (59°F) WB - Outdoor Temperature 7°C (44.6°F) DB / 6°C (42.8°F) WB
Piping Length - Interconnecting Piping Length 7.5m - Level Difference of Zero.
2. * : See page "Combination Table".
3. Due to our policy of innovation some specifications may be changed without notification.
4. At least two indoor units should be connected.
5. Minimum combination capacity rate should be more than 40%.
6. This product contains fluorinated greenhouse gases. (R410A)

Optimized Air Flow for Cooling & Heating

During cooling operation, the vane adjusts upwards to direct air flow toward the ceiling. During heating operation, the vane directs the air flow toward the floor to balance out the room temperature. A wireless controller is included with the indoor console unit.

Horizontal

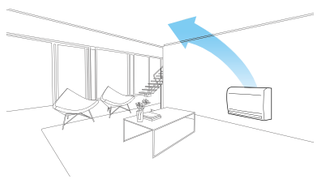

Heating (Normal)

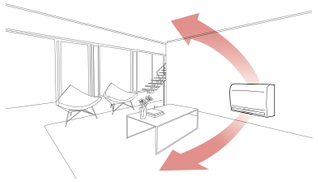

Heating (Floor Heating Mode)

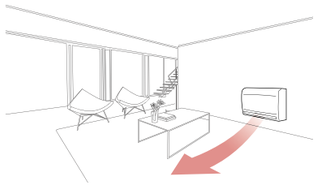

Quick Floor Heating

Console air conditioners offer a fast and powerful performance. Using the floor heating mode, console air conditioners provide faster floor heating and help to reach the desired temperature quickly.

		Company A	Electric Heater	LG	LG Floor Heating Mode
27°C	Vertical				
15°C	Horizontal				
Lead Time for Heating (13°C ~ 21°C)		12 minutes 30 seconds	50 minutes	9 minutes 30 seconds	8 minutes 40 seconds

※ Test Condition : Target Temp 23°C, Indoor Room : 13°C~ , Outdoor Room : 7°C

5-Step Vane Control

There are 5 different stages to control air flow direction.

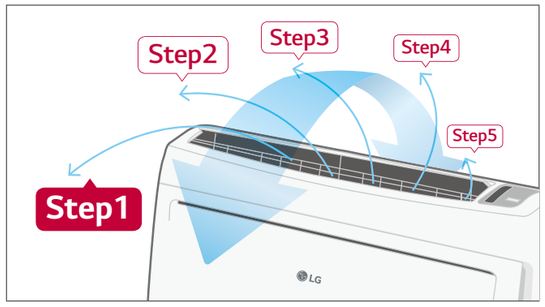

LG participates in the ECP programme for EUROVENT VRF program. Check ongoing validity of certification : www.eurovent-certification.com

CAPACITY (KW)	2.6	3.5	5.3
Console	CQ09 NA0	CQ12 NA0	CQ18 NA0

Console

INDOOR				CQ09 NA0	CQ12 NA0	CQ18 NA0
Capacity	Cooling / Heating	Nom.	kW	2.6 / 2.9	3.5 / 3.9	5.3 / 5.8
Power Input		Nom.	W	20	20	40
Running Current		Nom.	A	0.6	0.6	0.7
Power Supply			Ø / V / Hz	1 / 220-240 / 50	1 / 220-240 / 50	1 / 220-240 / 50
Air Flow Rate		H / M / L	m³/min	8.5 / 6.7 / 5.0	9.0 / 6.9 / 5.2	10.1 / 8.6 / 7.2
Sound Pressure	Cooling	H / M / L	dB(A)	38 / 32 / 27	39 / 32 / 27	44 / 39 / 35
Sound Power	Cooling	Max.	dB(A)	53	56	60
Dehumidification Rate			l/h	1.2	1.4	2.3
Dimensions	Body	W x H x D	mm	700 x 600 x 210	700 x 600 x 210	700 x 600 x 210
Net Weight	Body		kg	14.0	14.0	14.0
Piping Connection	Liquid		mm (inch)	Ø6.35 (1/4)	Ø6.35 (1/4)	Ø6.35 (1/4)
	Gas		mm (inch)	Ø9.52 (3/8)	Ø9.52 (3/8)	Ø12.7 (1/2)
ACCESSORIES & OTHERS				**CQ09 NA0**	**CQ12 NA0**	**CQ18 NA0**
Commercial Single Split Compatible				-	-	-
Dual Vane Cassette Panel				-	-	-
Air Purification Kit (UVnano Filter Box)				-	-	-
Dry Contact				Y	Y	Y
Wireless or Wired Remote Controller				Y	Y	Y
ThinQ (Wi-Fi)				Y	Y	Y

※ For our policy of continuous product improvement, specification, design and features are subject to change without prior notice.
※ Y : Available or Applied / - : Not Available or Not Applied
Note : 1. Capacities are based on the following conditions :
Cooling : - Indoor Temperature 27°C (80.6°F) DB / 19°C (66.2°F) WB - Outdoor Temperature 35°C (95°F) DB / 24°C (75.2°F) WB
Heating : - Indoor Temperature 20°C (68°F) DB / 15°C (59°F) WB - Outdoor Temperature 7°C (44.6°F) DB / 6°C (42.8°F) WB
Piping Length - Interconnecting Piping Length 7.5m - Level Difference of Zero.
2. Definition of Power Input Nominal conditions – Performance tested under EN14511
3. Due to our policy of innovation some specifications may be changed without notification.
4. This product contains fluorinated greenhouse gases. (R410A)
※ Y : Available or Applied / - : Not Available or Not Applied

Cassette Panel

The Independent Vane Operation makes desired and comfortable air flow.

Model Name & Applied Products

4 Way Cassette (Mini, 570x570)
PT-QAGW0
PT-QCHW0
PT-UQC

2 Way Cassette
PT-USC

1 Way Cassette (Grill Type)
PT-UAHG0
PT-UAHW0

1 way cassette (Air purification)
PT-UPHG0

Key Features

- Independent vane operation uses separate motors, making it possible to control all 1, 2, and 4 vanes independently.
- The detachable corner design makes it easy to adjust the hanger during installation and to check for leakages in the drain pipe and refrigerant pipes.

Compact and Stylish Design

- New 4 way cassette panel adapted unibody shape and matching with the ceiling.
- Panel size is fit into the ceiling tile.

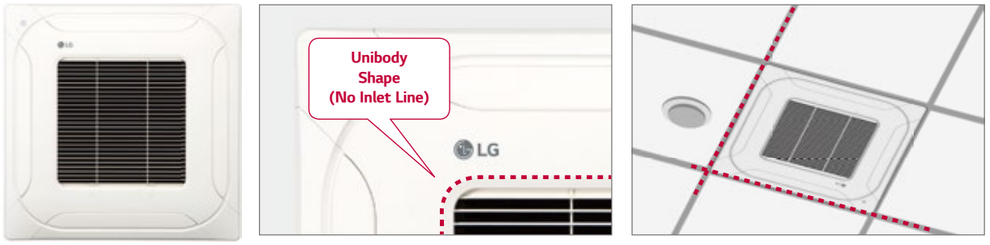

Specification

MODEL		SUCTION TYPE	COLOR (RAL)	GLOSS	WEIGHT (kg)	DIMENSION (mm)			APPLIED MODEL CAPACITY (kW)*					
						W	H	D	Single Split		Multi Split		Multi V	
									R32	R410A	R32	R410A	R32	R410A
4 Way	PT-QCHW0	Grill	Morning Fog (RAL 9001)	X	3.0	620	35	620	2.5-5.0	2.5-5.0	1.5-5.3	1.5-5.3	1.6-6.2	1.6-6.2
	PT-UQC	Grill	Morning Fog (RAL 9001)	X	3.0	700	22	700	2.5-5.0	2.5-5.0	1.5-5.3	1.5-5.3	1.6-6.2	1.6-6.2
	PT-QAGW0	Grid	White (RAL 9003)	X	2.9	620	35	620	2.5-5.0	2.5-5.0	1.5-5.3	1.5-5.3	1.6-6.2	1.6-6.2
2 Way	PT-USC	Grill	Morning Fog (RAL 9001)	X	4.7	1,100	28	690					2.8-7.1	2.8-7.1
1 Way	PT-UAHG0	Grill	White (RAL 9003)	O	3.9	1,160	34	500			2.6-3.5	2.6-3.5	2.2-3.6	2.2-3.6
	PT-UAHW0	Grill	White (RAL 9003)	X	3.3	1,100	34	500			2.6-3.5	2.6-3.5	2.2-3.6	2.2-3.6
	PT-UPHG0	Grill	White (RAL 9003)	O	4.1	1,160	34	500			2.6-3.5	2.6-3.5	2.2-3.6	2.2-3.6

* Based on cooling capacity
※ O : Applied, - : Not applied

Dual Vane Cassette Panel



Model Name

PT-AAGW0
PT-AFGW0

Key Features

MODEL	FUNCTION					
	Dual Vane	Wi-Fi	Floor Temperature Sensor	Air Purification	Elevating Grille	Human Detection Sensor
PT-AAGW0	O	Optional	Optional	X	X	Optional
PT-AFGW0	O	Optional	Optional	Optional (Dust Sensor, Tact Switch)	X	Optional

Specification

MODEL	SUCTION TYPE	COLOR (RAL)	GLOSS	WEIGHT (kg)	DIMENSION (mm)		
					W	H	D
PT-AAGW0	Grid	White (RAL 9003)	-	7.1	950	35	950
PT-AFGW0	Grid	White (RAL 9003)	-	7.5	950	35	950

Air Purification Kit

MODEL	TYPE	IMAGE	MODEL NAME	DIELECTRIC DUST COLLECTING FILTER	PHOTOCATALYTIC DEODORIZING FILTER	HVPS	IONIZER
Air Purification Kit	4 Way		PTAHMP0	O	O	O	O
	1 Way		PTAHTP0	O	O	O	O

Cassette Cover

Cover in case of exposed cassette installation.

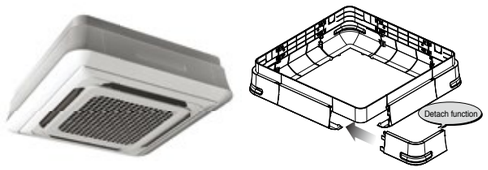

Model Name

PTDCM / PTDCQ

Applied Products

4 Way Cassette (for chassis TB, TQ, TR)

Key Features

- Specially designed for indoor unit
- Covers the side area of cassette
- Gives elegant looks
- Light weight

Included Parts

- Cover A, Cover B
- Screws
- Cover C, Cover D
- Installation Manual

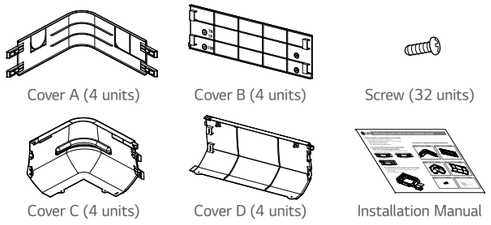

Specification

MODEL	FRONT PANEL		WEIGHT (kg)		DIMENSIONS (mm)		
			Net	Gross	W	H	D
PTDCM	PT-AAGW0 PT-AFGW0	TB	5.9	8.8	1,157	1,157	268
PTDCQ	PT-UQC	TR	5.0	7.2	907	907	268
		TQ	5.0	7.2	907	907	310

UVnano™ Filter Box

UVnano Filter Box can effectively create a safe indoor environment by trapping and removing various harmful substances such as fine dust, bacteria and viruses in the form of droplets.

UVnano Filter Box Kit (Included ePM1 Filter)
PBM13M3UA0 / PBM13M2UA0 / PBM13M1UA0

ePM1 Filter
FBM13M3UA0 / FBM13M2UA0 / FBM13M1UA0

PLATFORM		UNIT	M3 PLATFORM	M2 PLATFORM	M1 PLATFORM
MODEL NAME			PBM13M3UA0	PBM13M2UA0	PBM13M1UA0
Duct UVnano Filter Box		-	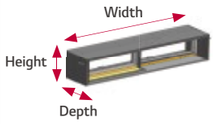	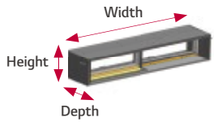	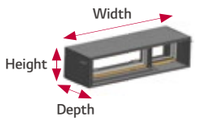
Net Size (W x H x D)		mm	1,250 x 360 x 280	1,250 x 270 x 280	900 x 270 x 280
Shipping Size (W x H x D)		mm	1,440 x 430 x 377	1,440 x 340 x 377	1,048 x 340 x 377
Net Weight		kg	12.7	11.6	9.1
Pre-Filter (1)	Size (W x H x D)	mm	596 x 377 x 4	596 x 247 x 4	596 x 247 x 4
	Mesh	-	34 x 39	34 x 39	34 x 39
	Color	-	Black	Black	Black
	Quantity	EA	2	2	1
Pre-Filter (2)	Size (W x H x D)	mm	-	-	247 x 247 x 4
	Mesh	-	-	-	34 x 39
	Color	-	-	-	Black
	Quantity	EA	-	-	1
UVnano	UVC Wavelength	nm	275	275	275
	UVC LED Quantity	EA	8	8	8
Filter (1)	Model Name		FBM13M3UA0	FBM13M2UA0	FBM13M1UA0
	Size (W x H x D)	mm	600 x 341 x 50.8	600 x 251 x 50.8	600 x 251 x 50.8
	Quantity	EA	2	2	1
	Grade	-	*ePM$_1$ 65%	ePM$_1$ 65%	ePM$_1$ 65%
Filter (2)	Size (W x H x D)	mm	-	-	250 x 251 x 50.8
	Quantity	EA	-	-	1
	Grade	-	-	-	ePM$_1$ 65%

* Grade : ISO 16890

LG Wi-Fi Modem

Control conditioners by using internet devices as Android or iOS smartphones.

PWFMDD200

Features

- User can enjoy anytime, anywhere access with Wi-Fi equipped device through ThinQ mobile app.
- This allows the user to access the unit remotely to switch unit on or off before or after leaving the vicinity.
- LG's exclusive Home Appliances control app (ThinQ) is available.
- Simple operation for various functions.
  - On / Off
  - Operation Mode
  - Current / Set Temperature
  - Fan Speed
  - Vane Control [1)]
  - Reservation (Sleep, Weekly On / Off)
  - Energy Monitoring [2)]
  - Filter Management
  - Error Check
  - Air Purify [3)]

Download on the App Store | GET IT ON Google Play

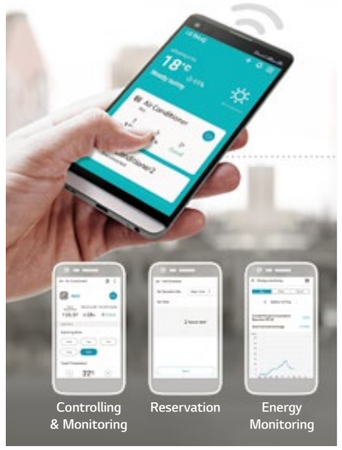

MODEL NAME	PWFMDD200
Size (W x H x D, mm)	48 x 68 x 14
Interfaceable Products	System Air Conditioner [3)]
Connection Type	Indoor unit 1:1
Communication Frequency	2.4 GHz
Wireless Standards	IEEE 802.11b/g/n
Mobile Application	ThinQ (Android v4.1(Jellybean) or higher, iPhone iOS 9.0 or higher)
Optional Extension Cable	PWYREW000 (10m extension)

Note : 1. Functionality may be different according to each IDU model.
2. User interface of application shall be revised for its design and contents improvement.
3. Application is optimized for smartphone use, so it may not be well functioning with tablet devices.
1) Vane Control may not be possible according to the type of Indoor unit.
2) LG Centralized controller and PDI installation is required for this function.
3) For the compatibility with Indoor unit, please contact regional LG office.

Overview



※ Search "ThinQ" on Google market or Appstore then download the app.
※ Internet service with Wi-Fi connection has to be available.
※ For our policy of continuous ThinQ App improvement, specification, design and features are subject to change without prior notice.

Standard Wired Remote Controller

Standard III
PREMTB100

Standard III
PREMTBB10

Standard II
PREMTB001

Standard II
PREMTBB01

MODEL NAME	PREMTB100 PREMTBB10	PREMTB001 PREMTBB01
Operation Mode	On / Off, Fan Speed Control, Temperature Setting	
Mode Change	Cooling, Heating, Auto, Dehumidification, Fan	
Auto Swing / Vane Control	•	•
Reservation	Simple, Sleep, On / Off, Weekly, Holiday	
Time Display	•	•
Electrical Failure Compensation	•	•
Child Lock	•	•
Operation Status LED	•	•
Indoor Temperature Display	•	•
Wireless Remote Controller Receiver	-	•
Size (W x H x D, mm)	120 x 120 x 16	120 x 121 x 16
Backlight	•	•

Remote Controller

PQWRHQ0FDB

※ Only some of controllers have back light feature.

PI 485

PMNFP14A1

Power : Single phase AC 220V 50/60Hz
Max. no of the indoor units that can be connected : 64 UNITS
Model applied : RAC / Multi / Single / Therma V

※ Refer to each product PDB for applicable models.

Dry Contact

PDRYCB000

PDRYCB400

PDRYCB320

PDRYCB500

※ Refer to each product PDB for applicable models.

MODEL	PDRYCB000	PDRYCB400	PDRYCB320	PDRYCB500
Contact Point	1 Control Point	2 Control Point	8 Control Point	Modbus RTU
Power Input	AC 220V from outside power source	DC 5V & 12V from indoor unit PCB	DC 5V & 12V from indoor unit PCB	DC 5V & 12 V from indoor unit PDB
Voltage / Non Voltage Input	-	•	•	-
On / Off Control	•	•	•	•
Lock / Unlock	•	•	•	
Fan Speed Setting	-	-	•	•
Thermo Off	-	•	•	-
Energy Saving	-	•	-	-
Temperature Setting	-	•	•	•
Error Monitoring	•	•	•	•
Operation Monitoring	•	•	•	•

Distributor Box

Easy installation using the range of Distributor Boxes. Various distributors can make much easier installation for any sites.

PMBD3620 (2 Indoors)

PMBD3630 (3 Indoors)

PMBD3640 (4 Indoors)

Features

- Distribution of refrigerant to various indoor units.
- 3 models (2, 3, 4 Indoor Units)
- EEV included
- Controlling PCB inside the unit
- Internally insulated (Prevents any chances of drainage)
- Flare joints for easy and clean installation
- Compact design (Low height)
- Flexible installation

No Brazing

Just Flaring

Specification

MODEL NAME			PMBD3620	PMBD3630	PMBD3640
Connectable Indoor Units	Number of Indoor Units		1 ~ 2	1 ~ 3	1 ~ 4
	Capacity		5k / 7k / 9k / 12k / 18k / 24k	5k / 7k / 9k / 12k / 18k / 24k	5k / 7k / 9k / 12k / 18k / 24k
Power Source		Ø / V / Hz	1 / 220-240 / 50	1 / 220-240 / 50	1 / 220-240 / 50
Power Consumption		W	10	10	10
Running Current		A	0.05	0.05	0.05
Dimensions	W x H x D	mm (inch)	302 x 143 x 252 (11.9 x 5.6 x 9.9)	302 x 143 x 252 (11.9 x 5.6 x 9.9)	302 x 143 x 252 (11.9 x 5.6 x 9.9)
Net Weight		kg/lb	4.8 / 10.6	4.9 / 10.8	5 / 11
Piping Connection (To Outdoor Unit)	Liquid	mm (inch)	Ø9.52 (3/8)	Ø9.52 (3/8)	Ø9.52(3/8)
	Gas	mm (inch)	Ø19.05 (3/4)	Ø19.05 (3/4)	Ø19.05(3/4)
Piping Connection (To Indoor Unit)	Liquid	mm (inch)	Ø6.35 (1/4) x 2EA	Ø6.35 (1/4) x 3EA	Ø6.35 (1/4) x 4EA
	Gas	mm (inch)	Ø9.52 (3/8) x 2EA	Ø9.52 (3/8) x 3EA	Ø9.52 (3/8) x 4EA
Accessories	Hanger (Bracket)	EA	4	4	4
	Screw	EA	8	8	8
	Manual	EA	1	1	1

※ For our policy of continuous product improvement, specification, design and features are subject to change without prior notice.
Note : 1. The piping connection must be suit the piping sizes of the indoor unit which will be connected.
(If need, use the connector which is included in the indoor unit)
2. The BD should be installed inside the building.

Y Branch and Branch Kit

Easy installation using the range of Distributor Boxes. Various distributors can make much easier installation for any sites.

PMBL5620 (2 units)

PMBL1203F0 (3 units)

Features

- Y Branch and Branch kit make Multi FDX installation much easier.
- Y Branch and Branch kit for both gas and liquid are provided.
- Insulation material is also provided for covering the branches.

Application

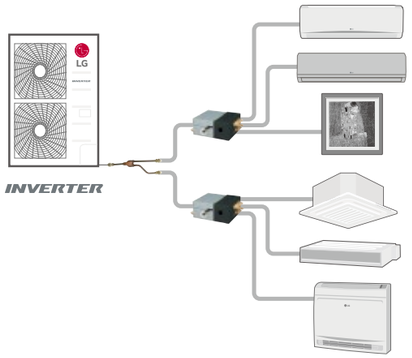

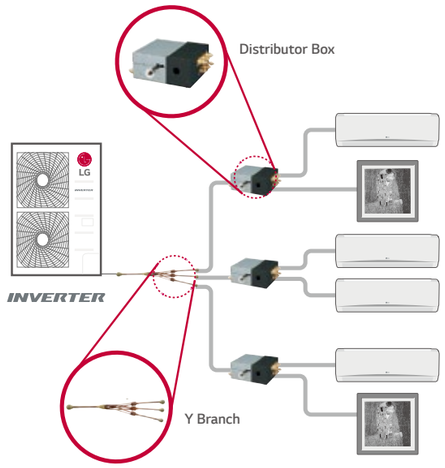

Accessory Model Name

(Unit : mm)

MODEL NAME	NO. OF BRANCH DISTRIBUTION UNITS	APPLICABLE MODEL	SPECIFICATION	
			Gas	Liquid
PMBL5620	2 Units	1Ø, 3Ø	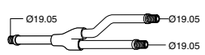	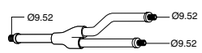
PMBL1203F0	3 Units	1Ø, 3Ø	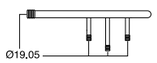	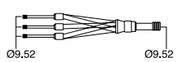

170 - 303
COMMERCIAL

SINGLE SPLIT

H-INVERTER (R32) STANDARD INVERTER (R32)

		H-INVERTER (R32)						STANDARD INVERTER (R32)								
kBtu/h	Type / kW	Ceiling Mounted Cassette	Ceiling Concealed Duct: Mid Static	Ceiling Concealed Duct: Low Static	Ceiling Suspended	ODU 1Ø	ODU 3Ø	Ceiling Mounted Cassette	Round Cassette	Ceiling Concealed Duct: Mid Static	Ceiling Concealed Duct: Low Static	Ceiling Suspended	Wall Mounted	Console	ODU 1Ø	ODU 3Ø
9	2.5	UT09FH NQ0				UUA1 UL0		CT09F NR0			CL09F N50		MJ09PC NSJ	UQ09F NA0	UUA1 UL0	
12	3.4	UT12FH NQ0	UM12FH N10	UL12FH N50				CT12F NR0			CL12F N50		MJ12PC NSJ	UQ12F NA0		
18	5.0	UT18FH NB0	UM18FH N10	UL18FH N30	UV18FH N10	UUB1 U20		CT18F NQ0		CM18F N10	CL18F N60	UV18F N10	MJ18PC NSK	UQ18F NA0	UUB1 U20	
24	6.8	UT24FH NA0	UM24FH N20		UV24FH N20	UUC1 U40		CT24F NB0		CM24F N10	CL24F N30	UV24F N10	MJ24PC NSK		UUC1 U40	
30	8.0	UT30FH NA0	UM30FH N20		UV30FH N20			UT30F NB0		UM30F N10		UV30F N10	US30F NR0			
36	9.5	UT36FH NA0	UM36FH N30		UV36FH N20			UT36F NA0	UT36F NY0	UM36F N20		UV36F N20	US36F NR0			
42	12.0	UT42FH NA0	UM42FH N30		UV42FH N20	UUD1 U30	UUD3 U30	UT42F NA0		UM42F N20		UV42F N20			UUD1 U30	UUD3 U30
48	13.4	UT48FH NA0	UM48FH N30					UT48F NA0	UT48F NY0	UM48F N30		UV48F N20				
60	14.6	UT60FH NA0						UT60F NA0		UM60F N30		UV60F N20				
70	20.0															
85	25.0															

COMPACT INVERTER (R32) STANDARD INVERTER (R410A)

		COMPACT INVERTER (R32)						STANDARD INVERTER (R410A)			
kBtu/h	Type / kW	Ceiling Mounted Cassette	Ceiling Concealed Duct: Mid Static	Ceiling Concealed Duct: Low Static	Ceiling Suspended	Wall Mounted	ODU 1Ø	Ceiling Concealed Duct (High Static)	Floor Standing	ODU 1Ø	ODU 3Ø
9	2.5										
12	3.4										
18	5.0	CT18F NQ0	CM18F N10	CL18F N60	UV18F N10		UUA1 UL0				
24	6.8	CT24F NB0	CM24F N10	CL24F N30	UV24F N10		UUB1 U20				
30	8.0	UT30F NB0	UM30F N10		UV30F N10	US30F NR0					
36	9.5	UT36F NA0	UM36F N20		UV36F N20	US36F NR0	UUC1 U40				
42	12.0										
48	13.4								UP48 NT2	UU48W U32	UU49W U32
60	14.6										
70	20.0							UB70 N94			UU70W U34
85	25.0							UB85 N94			UU85W U74

SINGLE SPLIT

FEATURE OVERVIEW

CATEGORY		H-INVERTER (R32)								
kBtu/h		9	12	18	24	30	36	42	48	60
kW		2.5	3.4	5.0	6.8	8.0	9.5	12.0	13.4	14.6
Supreme Energy Efficiency	BLDC Comp & Fan Motor	●	●	●	●	●	●	●	●	●
	Eurovent Certi.	●	●	●	●	●	●	●	●	●
	High Level SEER / SCOP	●	●	●	●	●	●	●	●	●
	Variable Voltage Control	●	●	●	●	●	●	●	●	●
	Wide Louver Fin	●	●	●	●	●	●	●	●	●
	Optimised Heat Exchanger Path			●	●	●	●	●	●	●
	Power Saving Start up	●	●	●	●	●	●	●	●	●
	Peak Current Control			●	●	●	●	●	●	●
	Mode Lock	●*	●*	●	●	●	●	●	●	●
	Standby Mode	●	●	●	●	●	●	●	●	●
Comfort Environment	Comfort Cooling with Humidity sensor**			●	●	●	●	●	●	●
	Night Silent Operation			●	●	●	●	●	●	●
	Continuous Cooling Operation	●	●	●	●	●	●	●	●	●
High Performance & Reliability	Quick & Reliable Operation	●	●	●	●	●	●	●	●	●
	R1 Compressor						●	●	●	●
	Corrosion Resistance Black Fin	●	●	●	●	●	●	●	●	●
	Long Pipe Installation	●	●	●	●	●	●	●	●	●
Convenient Control System	ThinQ***	●	●	●	●	●	●	●	●	●
	Easy Control (PI-485 Connection)	●	●	●	●	●	●	●	●	●
	1 Point External Input****	●	●	●	●	●	●	●	●	●
	Forced Cooling Operation			●	●	●	●	●	●	●
	Mobile LG MV	●	●	●	●	●	●	●	●	●
	Weekly Program*****	●	●	●	●	●	●	●	●	●
Enhanced Application	Synchro function									
	Connection with AHU			●	●	●	●	●	●	●

* With controller PREMTB001 / PREMTBB01 / PREMTB100 / PREMTBB10
** Available only for Ceiling Mounted cassette (840 x 840), Ceiling Suspended, Console models.
*** Available with LG Wi-Fi modem(PWFMDD200) and it should be connected to the indoor unit.
**** Available except for Wall Mounted Unit.
***** Weekly program is available with wired remote controller.

FEATURE OVERVIEW

CATEGORY		STANDARD INVERTER (R32)									COMPACT INVERTER (R32)			
kBtu/h		9	12	18	24	30	36	42	48	60	18	24	30	36
kW		2.5	3.4	5.0	6.8	8.0	9.5	12.0	13.4	14.6	5.0	6.8	8.0	9.5
Supreme Energy Efficiency	BLDC Comp & Fan Motor	●	●	●	●	●	●	●	●	●	●	●	●	●
	Eurovent Certi.	●	●	●	●	●	●	●	●	●	●	●	●	●
	High Level SEER / SCOP	●	●	●	●	●	●	●	●	●	●	●	●	●
	Variable Voltage Control	●	●	●	●	●	●	●	●	●	●	●	●	●
	Wide Louver Fin	●	●	●	●	●	●	●	●	●	●	●	●	●
	Optimised Heat Exchanger Path			●	●	●	●	●	●	●		●	●	●
	Power Saving Start up	●	●	●	●	●	●	●	●	●	●	●	●	●
	Peak Current Control			●	●	●	●	●	●	●		●	●	●
	Mode Lock	●*	●*	●	●	●	●	●	●	●	●*	●	●	●
	Standby Mode	●	●	●	●	●	●	●	●	●	●	●	●	●
Comfort Environment	Comfort Cooling with Humidity sensor**	●	●	●	●	●	●	●	●	●	●	●	●	●
	Night Silent Operation			●	●	●	●	●	●	●		●	●	●
	Continuous Cooling Operation	●	●	●	●	●	●	●	●	●				
High Performance & Reliability	Quick & Reliable Operation	●	●	●	●	●	●	●	●	●	●	●	●	●
	R1 Compressor						●	●	●	●				
	Corrosion Resistance Black Fin	●	●	●	●	●	●	●	●	●	●	●	●	●
	Long Pipe Installation	●	●	●	●	●	●	●	●	●	●	●	●	●
Convenient Control System	ThinQ***	●	●	●	●	●	●	●	●	●	●	●	●	●
	Easy Control (PI-485 Connection)	●	●	●	●	●	●	●	●	●	●	●	●	●
	1 Point External Input****	●	●	●	●	●	●	●	●	●	●	●	●	●
	Forced Cooling Operation			●	●	●	●	●	●	●		●	●	●
	Mobile LG MV	●	●	●	●	●	●	●	●	●	●	●	●	●
	Weekly Program*****	●	●	●	●	●	●	●	●	●	●	●	●	●
Enhanced Application	Synchro Function						●	●	●	●				
	Connection with AHU			●	●	●	●	●	●	●		●	●	●

* With controller PREMTB001 / PREMTBB01 / PREMTB100 / PREMTBB10
** Available only for Ceiling Mounted cassette (840 x 840), Ceiling Suspended, Console models.
*** Available with LG Wi-Fi modem(PWFMDD200) and it should be connected to the indoor unit.
**** Available except for Wall Mounted Unit.
***** Weekly program is available with wired remote controller.

Triple Line-up for On-site Customization

Customer has various options to select suitable model as desired condition.

H-INVERTER	STANDARD	COMPACT
High Performance	Wide Application	Compact Size
(13 sets) (12 sets) (7 sets)	(13 sets) (15 sets) (11 sets) (4 sets) (3 sets) (7 sets)	(4 sets) (6 sets) (4 sets) (2 sets)
Total 32 Sets	Total 53 Sets	Total 16 Sets

Line-up	Description	9k (2.5kW)	12k (3.4kW)	18k (5.0kW)	24k (6.8kW)	30k (8.0kW)	36k (9.5kW)	42k (12.0kW)	48k (13.4kW)	60k (14.6kW)
H-INVERTER (R32) **SEER** A+++ ~ A++	**High Performance** - Suitable for high quality functions - Maximum pipe length up to 85m * - Floor Detection Sensor (Default) - Wide Cooling operation range (-20°C ~ 52°C) & 100% Capacity at 48°C * - Wide Heating operation range (-25°C ~ 18°C) & 100% Capacity at -15°C *	UUA1	UUB1	UUC1	UUD1/3					
STANDARD INVERTER (R32) **SEER** A++ ~ A+	**Wide Commercial Applications** - Suitable for wide commercial applications - Maximum pipe length up to 85m* - Synchro Function over 36k Model (Max. 4 IDUs) - Wi-Fi Modem and Floor Detection Sensor (Option) - Wide Cooling operation range (-20°C ~ 52°C)* - Wide Heating operation range (-25°C ~ 18°C)*	UUA1	UUB1	UUC1	UUD1/3					
COMPACT INVERTER (R32) **SEER** A++ ~ A	**Compact & Cost Effective** - Suitable for busy environments and small shops - Very compact and easy to install - Maximum pipe length up to 50m* - Wi-Fi Modem and Floor Detection Sensor (Option) - Cooling operation range (-20°C ~ 50°C)* - Heating operation range (-15°C ~ 18°C)*		UUA1	UUB1	UUC1					

* This specification can be different as per each model or combination.

H-Inverter : High Performance with lower energy consumption

Energy Saving
SEER class : A+++ ~ A++

High heating capacity at low ambient condition
17% higher than standard

High cooling capacity at overload condition
7% higher than standard

* This specification can be different as per each model or combination.

Standard : Wide Application with diverse design range



Flexible Installation
Max. pipe length up to 85m*

Wide Operation Range
Cooling (DB) : -20 ~ 52 °C*
Heating (WB) : -25 ~ 18 °C*

Energy Saving
SEER class : A++ ~ A+

* This specification can be different as per each model or combination.

Compact : Maximize Space Utilization with Compact Size



Compact Size
Smaller Outdoor Unit

Energy Saving
SEER class : A++ ~ A

Flexible Installation
Max. pipe length up to 50m*

* This specification can be different as per each model or combination.

Free Combination

Enables to increase LG Single Split Line-up from 45 sets to 101 sets with only 5 outdoor units.

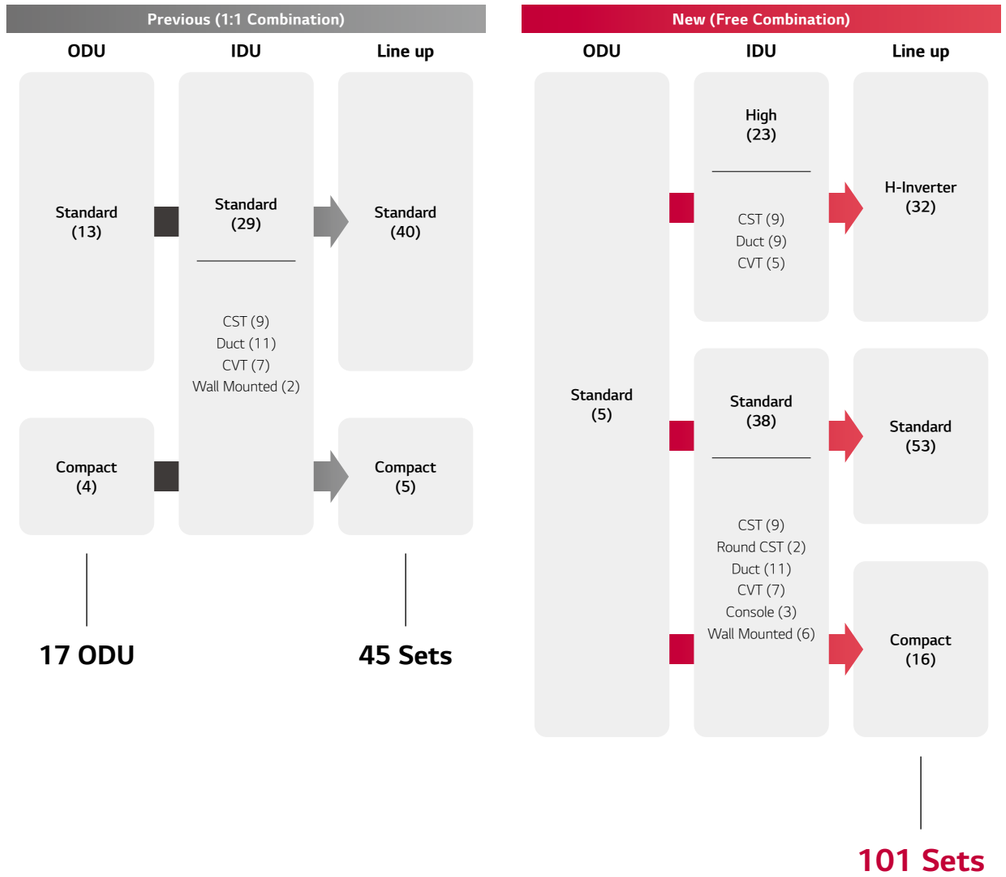

Capacity (Btu/h)

Line-up	9k	12k	18k	24k	30k	36k	42k	48k	60k
H-Inverter	UUA1		UUB1	UUC1		UUD1			
Standard						UUD3			
Compact			UUA1	UUB1		UUC1			

Differentiated Specification

LG Single split provide differentiated features (Performance / Installation / Convenience) by each product line.

Items		H-INVERTER	STANDARD	COMPACT	19Y Standard (R32)
		High Performance	Wide Commercial Applications	Compact & Cost Effective	
Performance	SEER Class	A+++ ~ A+	A++ ~ A+	A++ ~ A	A++ ~ A+
	Cooling Capacity* @48°C	112%	105%	88%	100%
	Heating Capacity* @-15°C	124%	107%	98%	100%
	Operation Range* (Cooling, DB)	-20 ~ 50 °C		-10 ~ 48 °C	-15 ~ 48 °C
	Operation Range* (Heating, WB)	-20 ~ 18 °C		-15 ~ 18 °C	-18 ~ 18 °C
Installation	Max. Pipe Length*	50 m		35 m	50 m
	Cooling Capacity* @50m	113%	109%	-	100%
	Drain Pump (Cassette)	●	●	●	●
	Drain Pump (Mid-static Duct)	●	Accessory	Accessory	Accessory
Convenience	Humidity Control (Cassette, Suspended, Console)	●	●	●	●
	Wi-Fi (cassette)	Accessory	Accessory	Accessory	Accessory
	Floor Detection (cassette)	Accessory	Accessory	Accessory	N/A
	Air Purifying (cassette)	Accessory	Accessory	Accessory	N/A
	Human Detection (cassette)	Accessory	Accessory	Accessory	Accessory
Others	Synchro Application	N/A	36k ↑	N/A	36k ↑
	AHU Comm. Kit Application	18k ↑	18k ↑	24k ↑	18k ↑

※ Based on internal test data for 6.8kW model. (compared to 19Y standard model)
※ This specification can be different as per each model or combination.

Premium Solution for Retail Ceiling Cassette

Maximizing Business, Minimizing Cost

Premium Design & Customer Oriented Functions

- Premium interior with brighter (white) panel suit your shop
- Customer oriented functions with intelligent functions (Direct/Indirect Mode)
- Uniform space cooling & heating by power cooling & heating mode

Energy Savings

- Low operation cost by High SEER products
- Adjust evaporating temperature by dual sensing (Humidity + Temperature)
- Various energy saving solutions (scheduling, energy monitoring and interlocking)
- Real-time energy monitoring

Ease of Operation and Maintenance

- Convenient control via smartphone
- Intuitive wired remote controller

Customized Solution for Office Ceiling Cassette

Supporting Efficiency with Fresh and Comfort Air

Comfortable Office Environment

- Human oriented air flow (Direct/Indirect/Refresh mode)
- Foot thermal comfort by floor temperature detection
- Powerful performance by power cooling & heating mode
- High ceiling operation such as lobbies and reception areas (Max. 5m)

Energy Savings

- Adjust evaporating temperature by dual sensing
- Low operation cost with High SEER products
- Auto on/off operation by human detection
- LG's smart central controller provides a variety of energy saving solutions (scheduling, interlocking, peak control and energy navigation)

Ease of Operation and Maintenance

- Convenient control via smartphone
- Easy maintenance by elevation grille
- Convenient diagnosis by black box function

Comfort Solution for Residential Ceiling Concealed Duct

Creating a Comfortable Home with Low Cost

Simple & low cost Installation for Entire House

- Cooling or heating for several rooms with one set of Ceiling Concealed Duct
- Easy control of air volume for each rooms by zone controller accessory
- Flexible installation by ESP* control

Energy Savings

- Low operation cost with High SEER product
- Various energy saving solutions (scheduling, energy monitoring and interlocking)

Ease of Operation

- Anytime, anywhere control via smartphone
- Intuitive wired remote controller

Optimized Solution for Technical Wall Mounted

Reliable and Efficient Technical Cooling

Reliability

- Continuous cooling operation at -20 ~ 52°C*
- Quick & Reliable operation with temperature & pressure control
- Round-the-clock cooling (24h, 365 days)
- Power cooling mode for peak time
- Duty operation via server room controller

Energy Savings

- Low operation cost by High SEER product
- Real-time energy monitoring

Ease of Operation and Maintenance

- Convenient control via remote controller or centralized control
- Immediate diagnosis via mobile LGMV
- Accurate diagnosis via black box function



Enjoy A New Level Of Fresh Air

UVnano™ Filter Box

for Ceiling Concealed Duct

For more LG Air Conditioner information, please visit our Youtube channel through QR code.

LG UVnano Filter Box can effectively create a safe indoor environment by trapping and removing various harmful substances such as Ultrafine dust, bacteria and viruses in the form of droplets.

Air Purification Operation

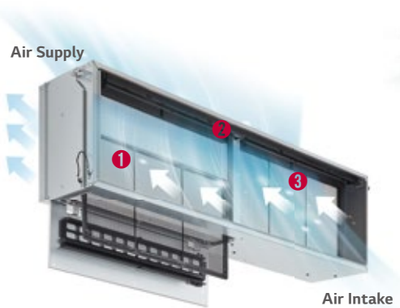

Pre-Filter
- Trap large particles
  - Fine dust
  - Bacteria
  - Viruses in the form of droplets

UVnano
- Sterilize bacteria and viruses parasitized on bacteria up to 99.99%[1] by irradiating ultraviolet rays

ePM_1 65% Filter
- Trap particles as small as 0.3μm in size[2]

1) Based on TÜV Rheinland test coducted according to LG test method in compliance with ISO 20743, removing 99.99 of percent of Staphylococcus aureus, Staphylococcus epidermidis, and Klebsiella pneumoniae after being exposed to UV LED lights for 4 hours (Tested Models : PBM13M3UA0, PBM13M2UA0, PBM13M1UA0)
2) Based on KCL (Korea Conformity Laboratories) test conducted in compliance with ISO 16890

Certificate

Certified Test Report
The built-in UV LED module of tested model (PBM13M3UA0) has over 99.99% sterilization performance on average to bacteria at measuring points of the Pre-Filter under the proposed test condition.

**Tested by TUV Rheinland Standard

Certified Test Report
The built-in UV LED module of tested model (PBM13M3UA0) has 99.99% sterilization performance to virus (Phi X 174) at measuring points of the Pre-Filter under the proposed test condition.

**Tested by TUV Rheinland Standard

ePM_1 65% Filter

ePM_1 65% Filtering capability rating in accordance with ISO 16890

Certified Test Report

Comparison of Filter Classes

EN 779	ISO 16890 (Average Efficiency)				ASHRAE 52.2
Filter Class	ePM_1	$ePM_{2.5}$	ePM_{10}	Coarse	Filter Rating
G1	-	-	-	-	MERV 1~4
G2	-	-	-	30% ~ 50%	MERV 1~4
G3	-	-	-	45% ~ 65%	MERV 5
G4	-	-	-	60% ~ 85%	MERV 6~8
M5	5% ~ 35%	10% ~ 45%	40% ~ 70%	80% ~ 95%	MERV 8~10
M6	10% ~ 40%	20% ~ 50%	45% ~ 80%	> 90%	MERV 9~13
F7	40% ~ 65%	50% ~ 75%	80% ~ 90%	> 95%	MERV 13~14
F8	65% ~ 90%	75% ~ 95%	90% ~ 100%	> 95%	MERV 14~15
F9	80% ~ 90%	85% ~ 95%	90% ~ 100%	> 95%	MERV 16

** Tested by KCL (Korea Conformity Laboratories)
※ ISO 16890 Standard provides lab evaluation procedures which more realistically simulate actual operating conditions, replacing EN 779 Standard's filter classes G1~F9 by a classification system based on particulate groups PM1, PM2.5 and PM10.
※ Unlike EN 779 Standard which specifies Filter Classes, ISO 16890 Standard classifies according to Filter Groups, evaluating a filter's performance by its arrestance of particles from 0.3μm to 10μm in size. Filter Group PM1 comprises particulate sizes ≤ 1.0μm, PM2.5 includes particulates sizes ≤ 2.5μm and PM10 covers particulate sizes ≤ 10μm.
※ Minimum efficiency is defined as the efficiency achieved following electrostatic discharge of the filter before testing.
※ Average efficiency is calculated by averaging the filter's efficiencies in the untreated state (before electrostatic discharge) and in the discharged state.

SEER / SCOP

LG's advanced technologies achieve world-class energy efficiency.

SEER / SCOP class

kW	2.5	3.4	5.0	6.8	8.0	9.5	Average
SEER	7.0	6.8	7.6	8.5	7.8	7.6	7.6
	A++	A++	A++	A+++	A++	A++	A++
SCOP	4.0	4.0	4.4	4.8	4.8	4.5	4.4
	A+	A+	A+	A++	A++	A+	A+

※ These values are based in the H-Inverter Ceiling Cassette model and can change based on the applied combination.

European Energy Labeling

	SEER	SCOP
A+++	SEER ≥ 8.5	SCOP 5.1
A++	6.1 ≤ SEER < 8.5	4.6 ≤ SCOP < 5.1
A+	5.6 ≤ SEER < 6.1	4.0 ≤ SCOP < 4.6
A	5.1 ≤ SEER < 5.6	3.4 ≤ SCOP < 4.0
B	4.6 ≤ SEER < 5.1	3.1 ≤ SCOP < 3.4
C	4.1 ≤ SEER < 4.6	2.8 ≤ SCOP < 3.1
D	3.6 ≤ SEER < 4.1	2.5 ≤ SCOP 2.8

※ Based on Ceiling Cassette (6.8 kW)

Energy Savings

LG commercial air conditioners will automatically alter the temperature of discharge air by controlling their refrigerant temperature based on the difference between the indoor temperature and the target indoor temperature. During cooling operation, evaporating temperature will increase if the temperature difference reduces. This allows for enhanced comfort and reduced energy consumption.

Comfortable Indoor Air

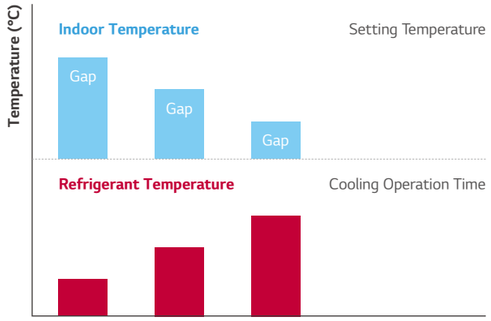

Energy Saving



Peak Current Control

The peak current control function prevents the air conditioner from running at the maximum level while maintaining current system settings, in order to reduce energy consumption. This function helps minimize energy costs during the peak periods of energy use when the energy billing is much higher.

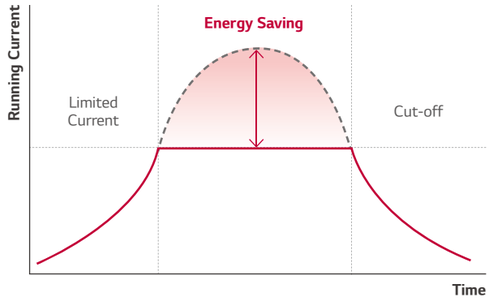

Mode Lock

Set the operation mode to either cooling-only or heating-only; either by adjusting the wired remote controller or setting the DIP switch to avoid combined use of cooling and heating. (Some models need wired remote controller for mode lock function according to feature overview table)

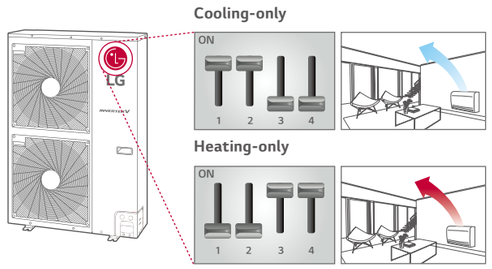

Comfort with Temperature & Humidity Sensors

With Dual Sensing Control, air conditioners can rapidly achieve a comfortable indoor environment for customers.

DUAL SENSING CONTROL

By sensing both temperature and humidity, this feature helps avoid over-cooling and dehumidification, maximizing comfort

Humidity + Temperature

※ Comfort cooling apply to Ceiling Cassette, Ceiling Suspended, Console
- It does not apply to small capacity cassette models. (UT09FH, UT12FH, CT09F, CT12F, CT18F)

Dry Summer

During a dry summer season, the system senses the low humidity levels and decreases the operating ratio to increase humidity for a more comfortable environment and energy efficient operation.

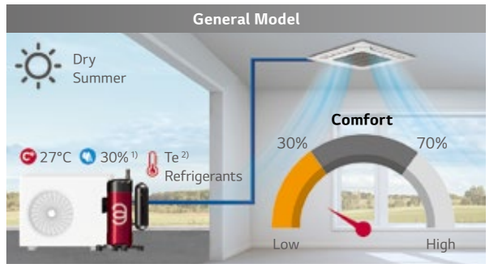

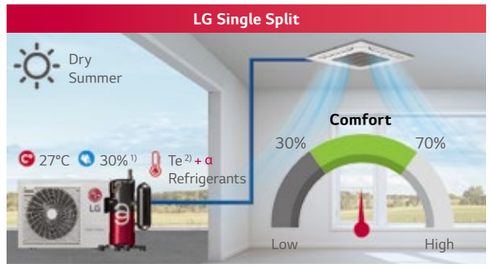

- **Uncomfortable Environment**
  Excessive latent heat elimination regardless of humidity
- **Waste Energy**
  Eliminate latent heat unnecessarily

- **Comfortable Environment**
  By making the room less dry
- **Increased Energy Efficiency**
  Provide optimized cooling and save energy considering humidity

※ Humidity Condition : Low (<30%), Standard (30~70%)
1) Indoor Condition 2) Evaporation Temperature

Wet Summer

During a wet summer season, the system senses the high humidity levels and increases the operating ratio to rapidly decrease humidity for a more comfortable indoor environment.

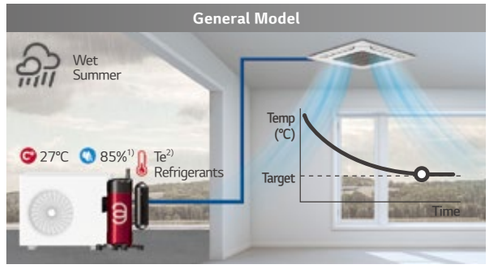

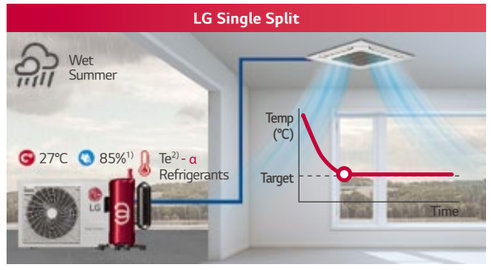

- **Uncomfortable Environment**
  General latent heat elimination regardless of humidity

- **Comfortable Environment**
  Quick latent heat elimination with humidity sensors

1) Indoor Condition 2) Evaporation Temperature

Night Silent Operation

Night Silent Operation can reduce noise levels at night time by simply setting the dip switch on the PCB of the outdoor unit.

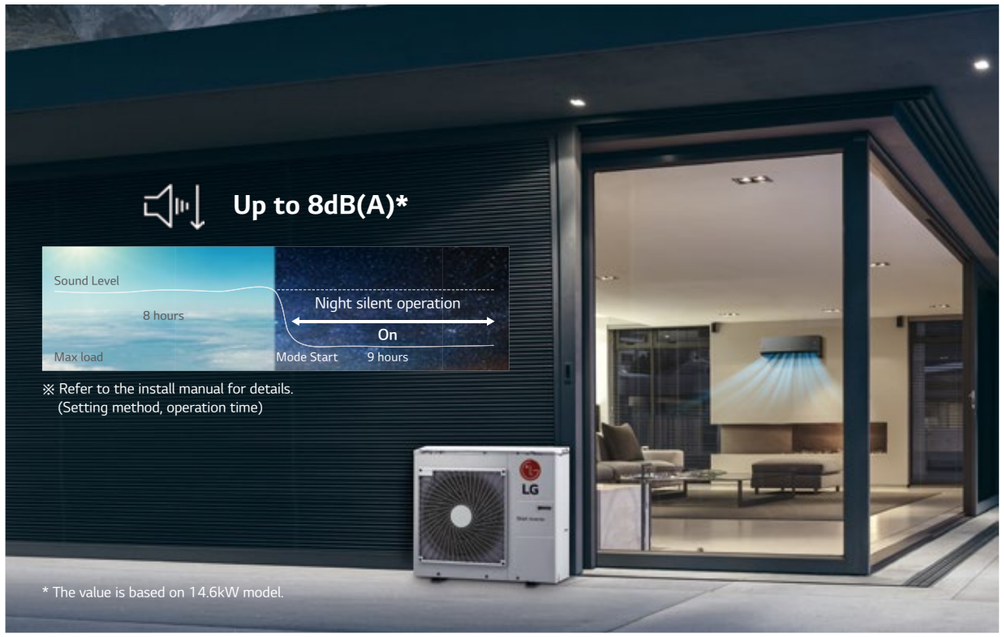

Continuous Cooling Operation

LG Single Split is able to perform continuous cooling at low ambient temperature. (as low as -15°C)

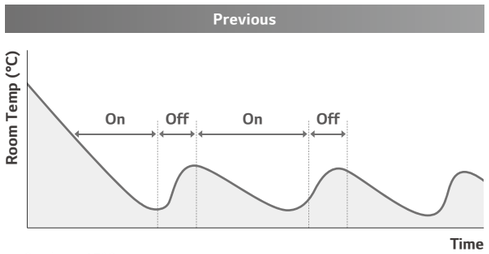

※ Outdoor -15°C

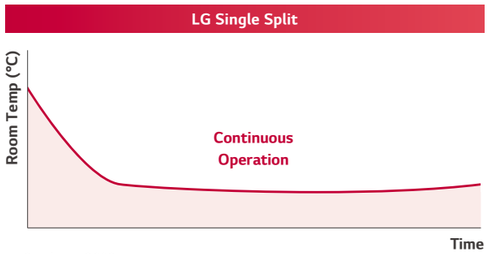

※ Outdoor -20°C

※ Based on a stand 36k model. (before 2019)



※ Based on a stand 36k model. (after 2019)

Quick & Reliable Operation

Through pressure and temperature sensing, the desired indoor temperature can be reached more rapidly.

- Quick response due to sensing with ready for operation.
- Target performance point is reached while avoiding compressor damage from liquid compression or oil shortage.

Temperature Sensor Only	Smart Sensor
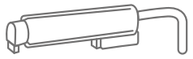	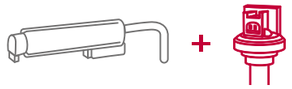
Temperature Sensor	Temperature Sensor + Pressure Sensor
Sensing ▶ Estimating Pressure	Directly Sensing refrigerant pressure ▶ Operate Compressor
It takes more time / Lack of reliable	**Quick and reliable operation**

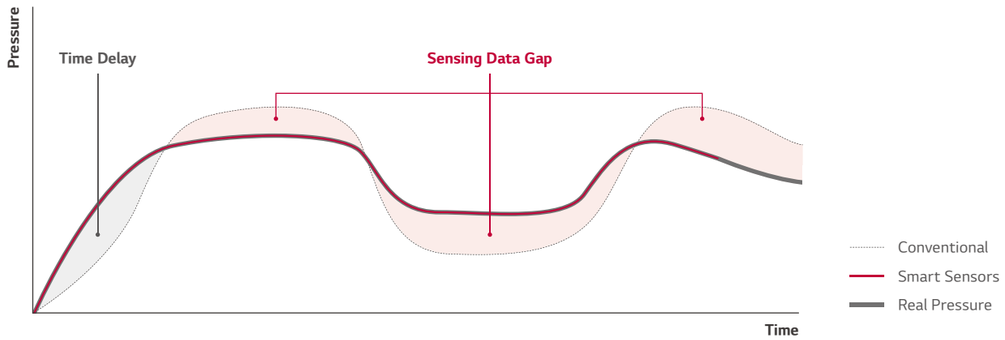

- With pressure sensing, the desired temperature is achieved in 30% less time in cooling and 44% in heating.

Cooling

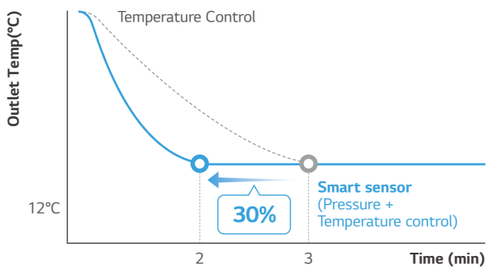

※ Based on internal test data.

Heating

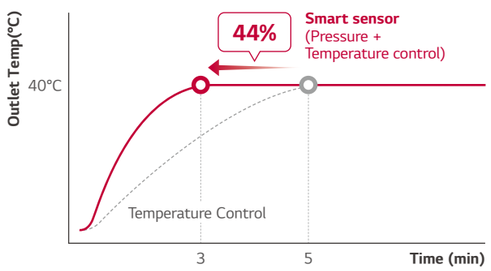

※ Based on internal test data.

R1 Compressor™

R1 Compressor is one that combines high-efficiency, low sound characteristics of the scroll and the simple compressing structure of the rotary compressor. This technology enables a highly efficient compact model.



1. **Centrifugal oil return & Oil separating guide for oil discharge reduction**
2. **Extended Operation Range (Max. 150Hz)**
   - Higher Cooling Performance
3. **Shaft-through Structure & Support both ends of shaft**
   - Solid compressor operation assuring higher durability
4. **Bottom Compression & Simple Structure**
   - Lower Noise & Vibration (Max. 4dB(A)↓)
   - Less Weight (20%↓)
   - Superior Reliability

Conventional Compressor

Scroll
High efficiency / Low sound (Continuous compression, but complex structure)

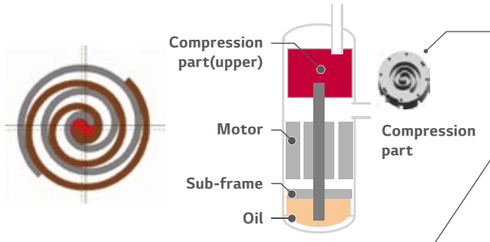

Rotary : Simple structure (Compression per 1 rotation)

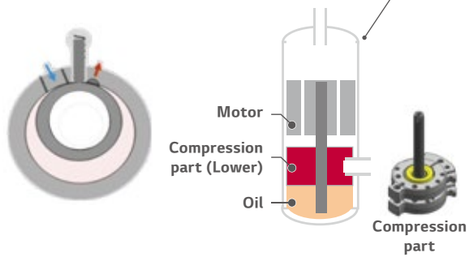

R1 Compressor™

Revolutionary Scroll
High efficiency / Stable & Simple Structure

Hybrid Scroll Shape (LG patent)*
* Patent registration number
(S.Korea : 10-1059880, USA : RE46106)

Extended operation **(Max. 150Hz)**
Low noise & Vibration **(Max. 4dB(A)↓)**
Less weight **(20%↓)**

HIGH PERFORMANCE & RELIABILITY

Corrosion Resistance Black Fin

The black coating with enhanced epoxy resin is applied for strong protection from various corrosive external conditions such as salt contamination and air pollution including fumes from factories.

Longer Lifespan, Lower Maintenance Costs

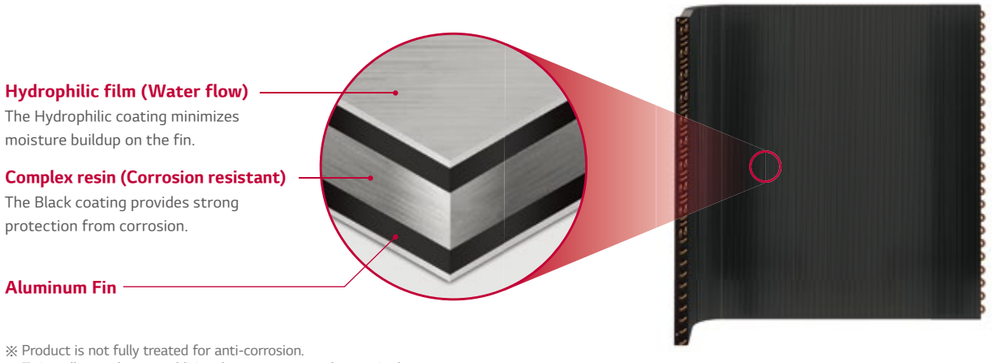

※ Product is not fully treated for anti-corrosion.
To install near the sea, additional treatment must be required.

Verified Protection

TÜVRheinland

※ Verification of corrosion resistance performance
- Test Method B of ISO21207
- ASTM B117 / ISO 9227 (10,000 hours)

Long Pipe Installation

Maximum pipe length up to 85m and elevation length up to 30m provides flexibility for various conditions and easy installation.

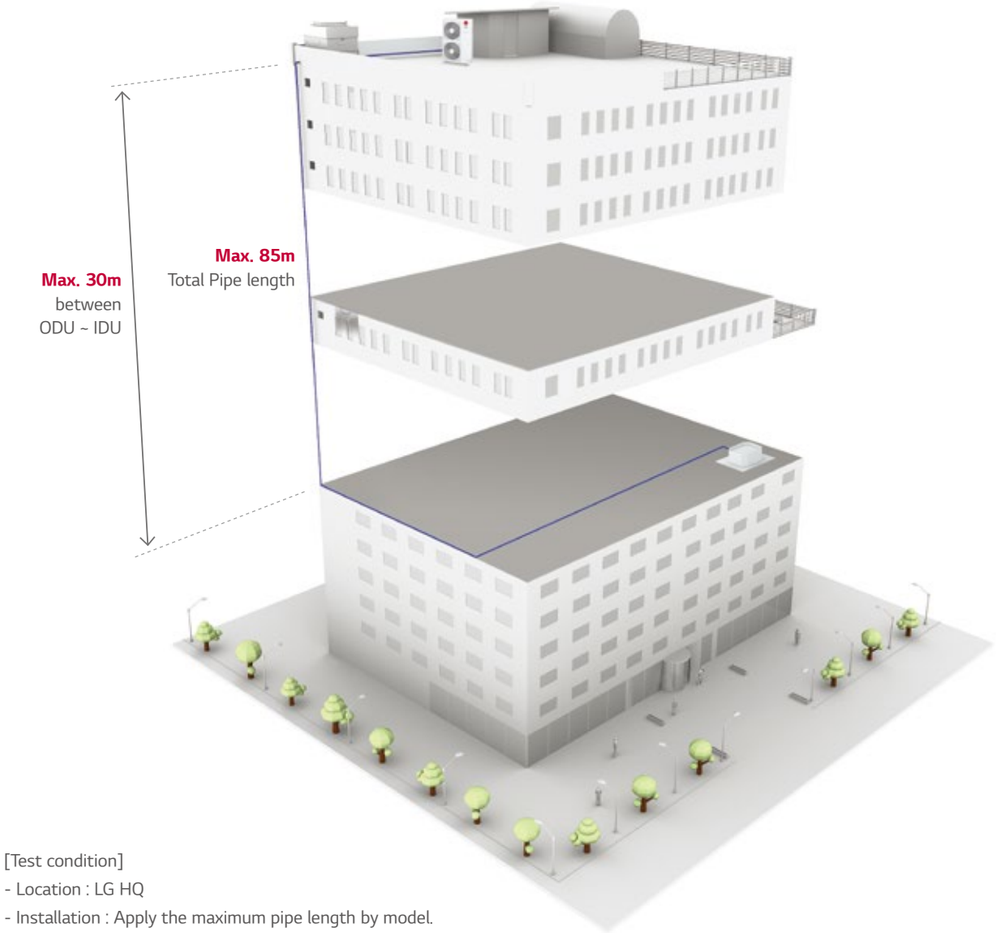

[Test condition]
- Location : LG HQ
- Installation : Apply the maximum pipe length by model.
- Period : 3 month (Checking oil level in real time)
- No use U-Trap

Model name	UUA1	UUB1	UUC1	UUD1 / UUD3
Maximum pipe length	20 m	30 / 35* m	50 m	85 m
Maximum Height Difference (ODU-IDU)	15 m	30 m	30 m	30 m

* Compact 6.8 / 8.0kW

HIGH PERFORMANCE & RELIABILITY

ThinQ™

Users can control air conditioners using Android or iOS-enabled smartphones and voice commands via Google assistant and Amazon's Alexa.

Download on the App Store | GET IT ON Google Play

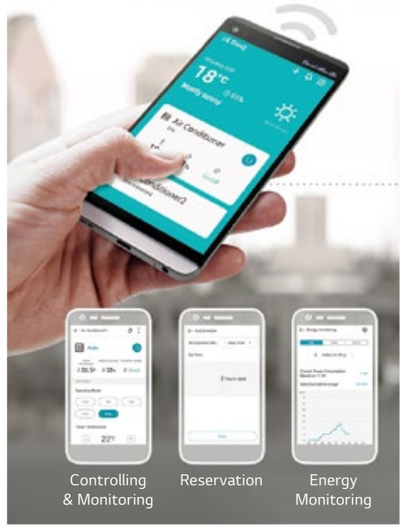

※ Search "ThinQ" on Google or Apple store then download the app.
※ Wi-Fi modem (PWFMDD200) is required by option.
※ For our policy of continuous ThinQ App improvement, specification, design and features are subject to change without prior notice.

Access your air conditioner anytime and from anywhere

Simple operation for various functions

- Air Purify*
- On / Off*
- Mode Selection*
- Current temperature*
- Set temperature*
- Set fan speed*
- Vane Control

* This functions are used by google assistant
※ In some countries, the use of the google assistant system may be restricted.
- Launched country : Germany, UK, Ireland, Austria, Switzerland, France, Spain, Italy, Russia, Norway, Netherlands, Portugal, Turkey, Sweden, Denmark

Easy Control (Central Controller)

PI-485 is a gateway device that provides communication between LG Outdoor Units and LG central controllers such as ACP, AC Smart.

※ CN_PWR : AC 220V Connector
※ BUS_A & BUS_B : RS-485 (+) & (-)

PI 485 Gateway (PMNFP14A1)

AC Ez Touch (PACEZA000)	AC Smart 5 (PACS5A000)	ACP 5 (PACP5A000)
Max. 1 Channel	Max. 2 Channels	Max. 4 Channels
Max. 32 unit	Max. 64 unit	Max. 128 unit

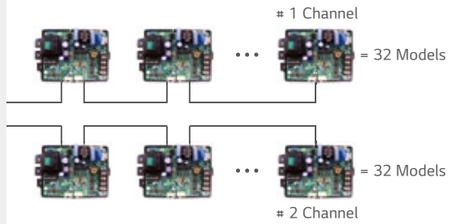

1 Point External Input (On / Off Control)

Indoor unit can be controlled by external devices without dry contact, so customers can save cost of installation.

Connection between an indoor unit and external devices directly

※ In case of needing more functions beside on / off control, a dry contact is required to be installed.

Forced Cooling Operation

This function allows the refrigerant to be recharged or pumped down, regardless of the indoor temperature. Note that this function can be used when indoor units are being moved or repaired.

Recharging

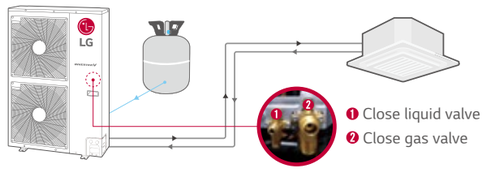

Pump Down

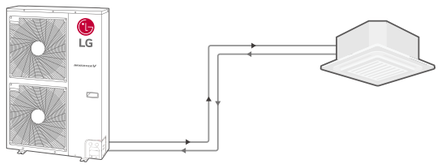

Mobile LGMV

LGMV(Monitoring View) helps engineers to inspect and monitor air conditioning unit easily.

Error Indicator

	Contents
01	Air temperature sensor of indoor unit
02	Inlet pipe temperature sensor of indoor unit
03	Communication error : Wired Remote Controller ↔ Indoor Unit
⋮	

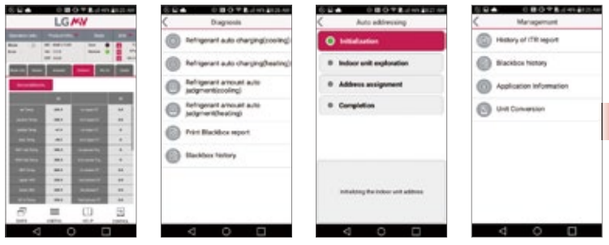

Cycle Monitoring | Diagnosis | Installation | Smart Management

A technician not only can check the cycle information with diagrams & graph, but also check easily the error status (Troubleshooting guide) and take action immediately.

※ Search "Mobile LGMV" on Google or Apple store then download the app.
※ Wi-Fi modem (PWFMDD200) is required by option.

CONVENIENT CONTROL SYSTEM

Synchro Function

Maximum 4 indoor units can be combined by using a branch kit and setting dip switch for one outdoor unit. It can be easily applied to various sites.

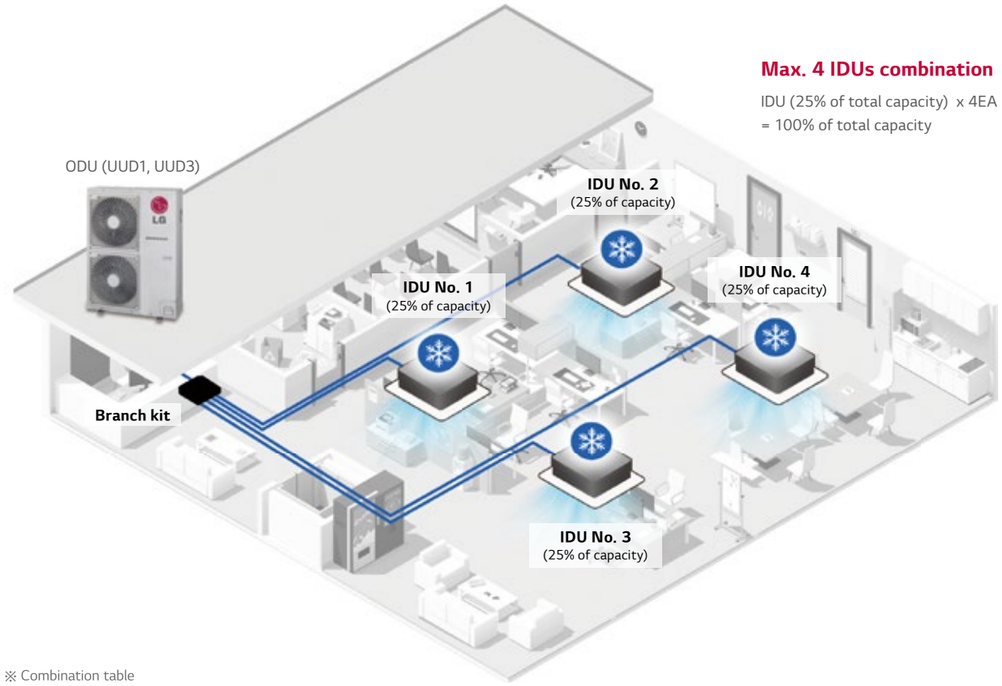

Max. 4 IDUs combination

IDU (25% of total capacity) x 4EA
= 100% of total capacity

※ Combination table

2 PMUB11A	3 PMUB111A	4 PMUB1111A

Model	Duo		Trio		Quartet	
	Cassette	Duct	Cassette	Duct	Cassette	duct
UUD1, UUD3	CT18F x 2EA	CM18F x 2EA	CT12F x 3EA	CL12F x 3EA	CT12F x 4EA	CL12F x 4EA
	CT24F x 2EA	CM24F x 2EA	CT18F x 3EA	CM18F x 3EA	-	-
	UT30F x 2EA	UM30F x 2EA	-	-	-	-
Branch kit	PMUB11A		PMUB111A		PMUB1111A	
Dip switch	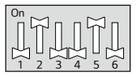		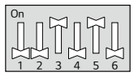		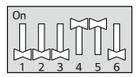	

Note
1. Possible indoor units : Single CAC indoor unit series
   • Dry contact & Zone control & Auto changeover is not available which is connected with synchro.
   • When using synchro operation
     - Do not use wireless remote controller.
     - Use only one wired remote controller in the indoor units.
     - Some Central controllers and some functions of central controller can not be available with synchro operation.
2. Branch kits are required for operating Synchro models.

Connection with AHU

Single split can be connected to AHU using communication kit.

COMPLICATED | SIMPLE

Simple and space saving
Easy installation
Low maintenance cost



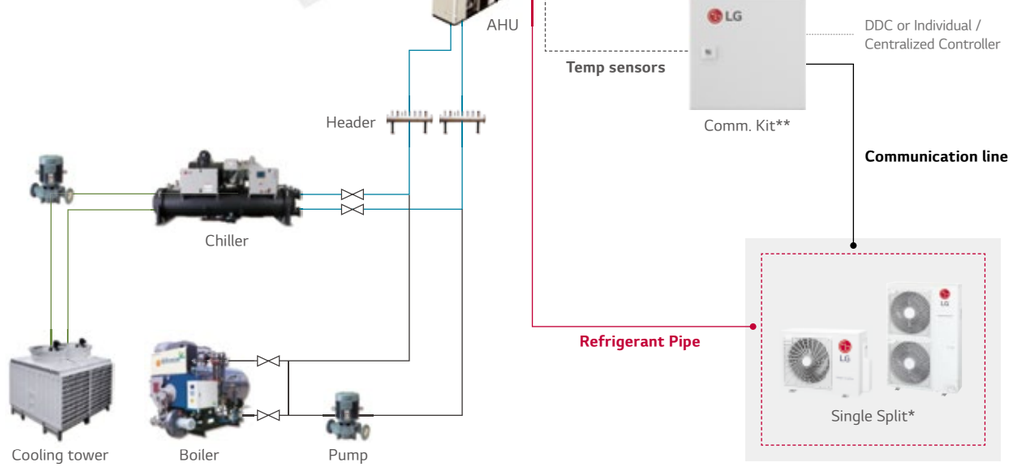

* The single model can be applied only to UUB1, UUC1, UUD1, UUD3
** Model name of communication kit
- RA air temperature control : PAHCMR000
- SA air temperature control : PAHCMS000

Complicated piping work

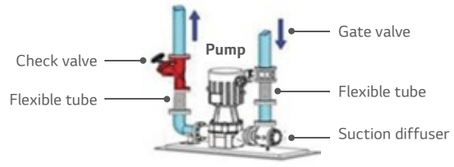

CEILING MOUNTED CASSETTE

4 Way Air Flow with New Dual Vane Design

For more LG Air Conditioner information, please visit our Youtube channel through QR code.

Innovative dual vane designs each of the best airflow over various spaces.

New Types of Wind Solutions

Indirect Wind

Normal

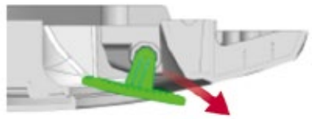

Dual Vane

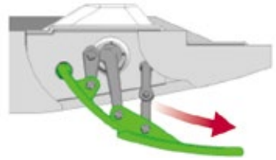

Direct Wind

Normal

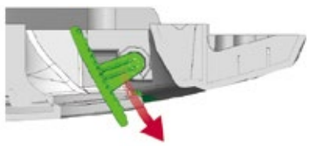

Dual Vane

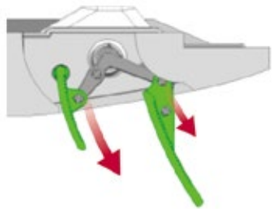

6 Air Flow Modes

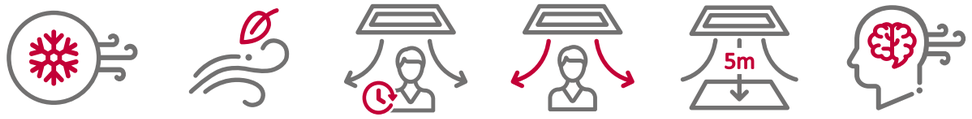

Power Mode
Fast and Quick

Up / Down Swing
Fresh and Natural

Smart Mode
Auto Vane Control

Indirect Wind
Indirect cooling & Heating

Direct Wind
Suitable for High Ceiling

Refresh Mode
Provide high concentration

Brighter Color

Color enhancement allows cassette to blend in to most interior ceiling spaces.



Wide Design

Bigger inlet and outlet make faster cooling / heating airflow.



Full 3D Turbo Fan

Full 3D Turbo fan decreases air resistance, so it creates high efficiency and reduces noise level.

Turbo fan

Full 3D Turbo fan

Power consumption 13W ↓, Noise 3dB(A) ↓

High Efficiency Heat Exchanger (HEX)

Highly integrated heat exchanger is applied to increase cooling and heating efficiency.

Normal HEX

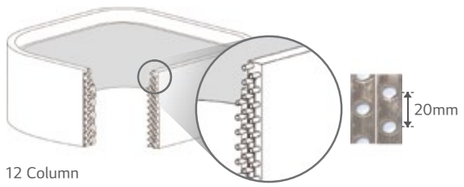

Tube Column	12 Column
Fin per Inch	21

High Efficient Ø5 HEX

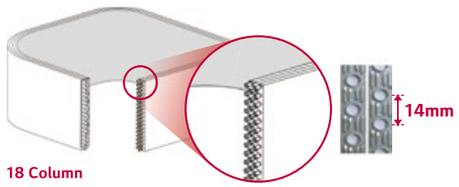

Tube Column	18 Column
Fin per Inch	22

※ This specification can be different as per each model.

Sensor Reads Temperature from Ceiling to Floor for Heating

IDU provides the human oriented room temperature with sensing floor And calculating by floor and ceiling temperature by thermopile sensor.

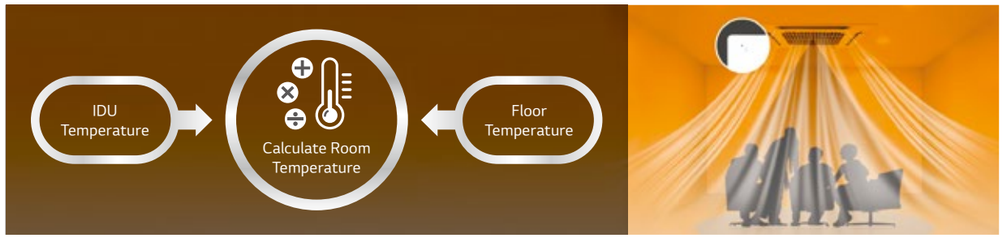

※ Available only for products with floor temperature sensor.

Human Detecting Direct / Indirect Airflow

Human sensing function finds users to provide their favorite airflow.

Comfort Indirect

Prevent airflow to heading to user by sensing.

Follow user Direct

Prefer air flow to heading to user by sensing.

Direct Wind

Wind can reach up to 5m with plenty air volume. (@ 0.5ms)

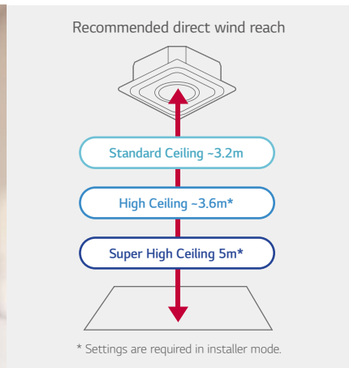

Human Detecting On / Off Learning Operation System

IDU senses people to switch On / Off for Max. 54% power saving.

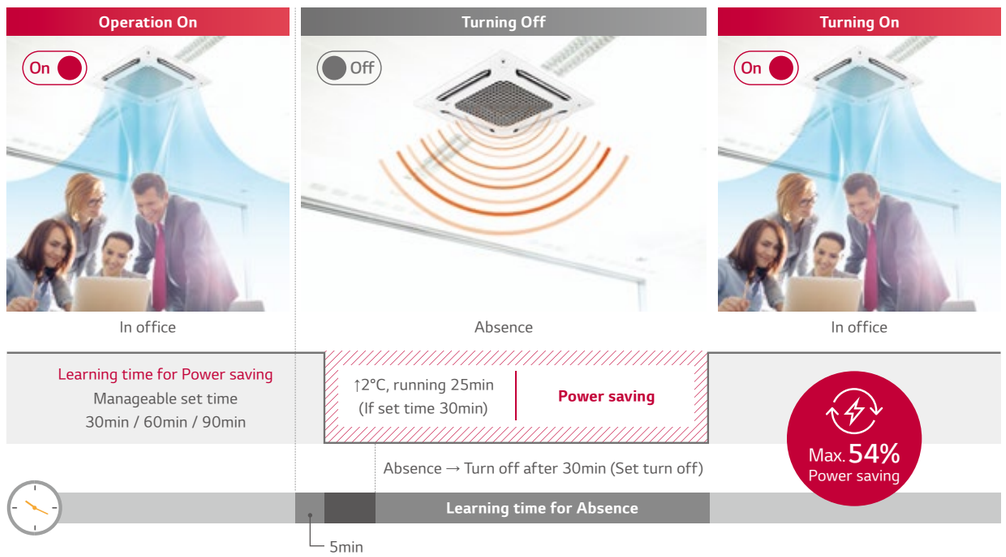

※ Data Based on actual test of LG, single product 2 hours measurement result. (Cooling 26 °C, strong wind)

Various Display of Air Purification

Installed Wi-Fi leads unlimited boundary to control IDU and display Air Purification status.

Smart indicator

Shows quality of Indoor air in real time

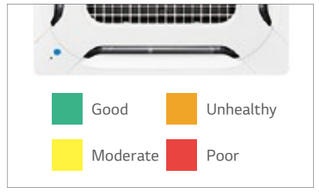

Remote controller

Display Air status and
Fine Dust Concentration

Mobile

Whenever & Wherever
Check and Control Air status

Pairing ThinQ

Anywhere! Anytime! Can connect to IDU with ThinQ

① Monitoring Air status : Easy to check indoor air status
- Microfine dust / Ultra fine dust / Fine dust
- Day / Week / Month / Yearly

② Mobile Remote Control : Remote control by using mobile phone
- Control Mode / Temperature / Air flow etc.

③ Display Power Consumption : Check power consumption of A/C
- Check energy display
- Set target energy consumption level



※ For our policy of continuous improvement, specification, design and features are subject to change without prior notice.

Convenient and Powerful Air Purification

For more LG Air Conditioner information, please visit our Youtube channel through QR code.

Easy to manage air purifying system with one-touch air cleaning filter.

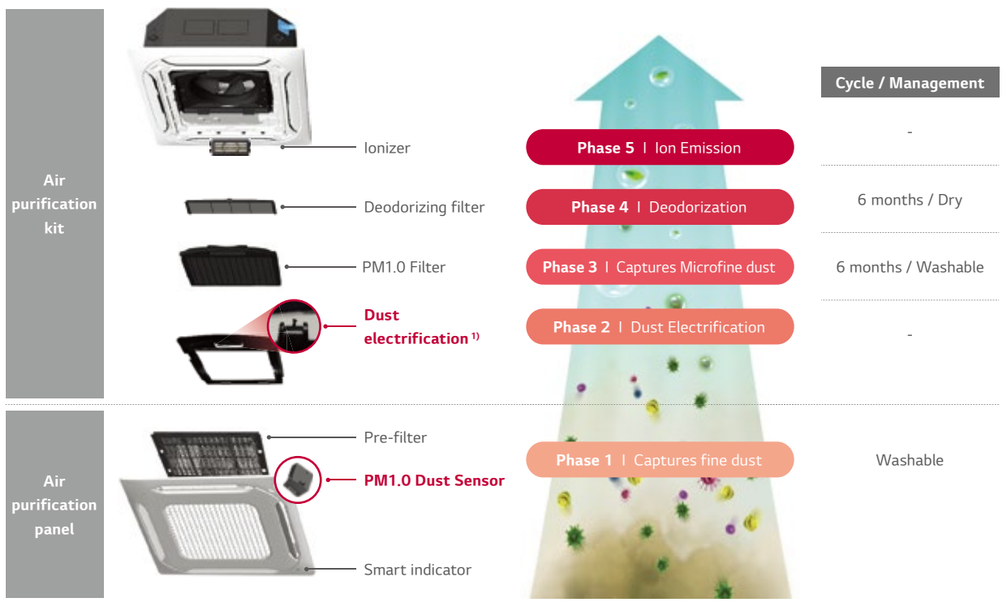

1) Electrical diffusion makes dust electrification.

CAC certification?

The Korea Air Cleaning Association strictly tests the air cleaning function of air conditioner products and provide certification to the product that give credibility to consumers.

The Korea Air Cleaning Association

Air Purification Technology

5-Steps air cleaning process removes invisible, ultra fine dust, odor and germs to ensure a clean and healthy living environment

1st Step	2nd Step	3rd Step	4th Step	5th Step
Pre filter	**Anion Emission**	**PM1.0 Filter**	**Deodorization Filter**	**Ionizer**
	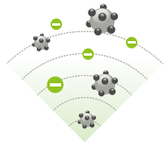			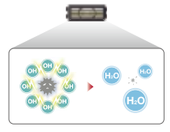
Multi layer structure removes particle 2.5 times higher efficiency than general pre-filters and particle is reduced by 40% ↑	Anion increases the electrostatic force of particle & this Improves filter's collecting efficiency	Removes up to 99% of Fine particle to ultrafine particle (Able to remove PM 1.0)	High efficiency gas adsorption technology removes life odor & harmful gases	Deactivate bacteria and virus that cause food poisoning and pneumonia

H-INVERTER (R32)

UT09FH / UT12FH / UT18FH

UUA1 UL0 UUB1 U20

R32

LG participates in the ECP programme for EUROVENT AC program.
Check ongoing validity of certification
: www.eurovent-certification.com

COMBINATION				9	12	18
Capacity	Cooling	Min. / Rated / Max.	kW	1.6 / 2.5 / 4.0	1.6 / 3.4 / 4.8	2.0 / 5.0 / 6.0
	Heating	Min. / Rated / Max.	kW	1.7 / 3.2 / 4.5	1.7 / 4.1 / 5.8	2.3 / 5.8 / 7.0
Power Input (Set)	Cooling	Min. / Rated / Max.	kW	0.32 / 0.61 / 0.98	0.32 / 0.97 / 1.78	0.30 / 1.25 / 1.69
	Heating	Min. / Rated / Max.	kW	0.32 / 0.75 / 1.06	0.32 / 1.03 / 1.87	0.30 / 1.47 / 1.98
Running Current	Cooling	Rated	A	2.7	4.3	7.2
	Heating	Rated	A	3.3	4.6	7.7
EER / COP			kWh/kWh	4.10 / 4.30	3.50 / 4.00	4.00 / 3.95
SEER / SCOP			kWh/kWh	7.0 / 4.0	6.8 / 4.0	7.6 / 4.4
Pdesign	Cooling @ 35°C		kW	2.5	3.4	5.0
	Heating @ -10°C		kW	2.8	2.8	4.1
Seasonal Energy Label	Cooling / Heating		-	A++ / A+	A++ / A+	A++ / A+
Annual Energy Consumption	Cooling / Heating		kWh	125 / 980	175 / 980	230 / 1,305
Dehumidification Rate			l/h	0.1	0.8	1.9
ODU Sound Pressure Level	Cooling / Heating	Rated	dB(A)	49 / 52	49 / 52	47 / 52
ODU Sound Power Level	Cooling	Rated	dB(A)	65	65	63
Piping Connections	Liquid		mm (inch)	Ø6.35 (1/4)	Ø6.35 (1/4)	Ø6.35 (1/4)
	Gas		mm (inch)	Ø9.52 (3/8)	Ø9.52 (3/8)	Ø12.7 (1/2)
	Connections Method		-	Flared	Flared	Flared
Operation Range (Outdoor)	Cooling	Min. / Max.	°C	-15 / 50	-15 / 50	-15 / 50
	Heating	Min. / Max.	°C	-20 / 18	-20 / 18	-20 / 18
INDOOR				**UT09FH NQ0**	**UT12FH NQ0**	**UT18FH NB0**
Power Supply			Ø / V / Hz	1 / 220-240 / 50	1 / 220-240 / 50	1 / 220-240 / 50
Power Input (IDU)		H / M / L	W	30 / 26 / 22	30 / 26 / 22	33 / 26 / 22
Air Flow Rate		H / M / L	m³/min	11.0 / 10.0 / 9.3	11.0 / 10.0 / 9.3	17.0 / 15.5 / 14.0
Dimensions	Body	W x H x D	mm	570 x 256 x 570	570 x 256 x 570	840 x 204 x 840
Weight	Body		kg	13.9	13.9	21.1
Sound Pressure Level	Cooling	H / M / L	dB(A)	41 / 39 / 37	41 / 39 / 37	37 / 36 / 34
Sound Power Level	Cooling	Max.	dB(A)	54	54	52
Piping Connections	Drain	O.D. / I.D.	mm	Ø32.0 / 25.0	Ø32.0 / 25.0	Ø32.0 / 25.0
Recommended Decoration Panel*	Model Name		-	PT-QAGW0	PT-QAGW0	PT-AFGW0
	Color		-	White	White	White
	Dimensions	Body	mm	620 x 34 x 620	620 x 34 x 620	950 x 35 x 950
	Weight	Body	kg	3.0	3.0	7.5
OUTDOOR				**UUA1 UL0**		**UUB1 U20**
Power Supply			Ø / V / Hz	1 / 220-240 / 50		1 / 220-240 / 50
Circuit Breaker		Min.	A	15		20
Power Supply Cable (Included Earth)			No x mm³	3C x 1.5		3C x 2.5
Dimensions	Net	W x H x D	mm	770 x 545 x 288		870 x 650 x 330
Weight	Net		kg	33.3		44.5
Compressor	Type		-	Twin Rotary		Twin Rotary
Refrigerant	Type		-	R32		R32
	GWP (Global Warming Potential)		-	675		675
	Precharged Amount		kg	1.0		1.2
	t-CO_2eq		-	0.675		0.81
	Additional Charge (After 7.5m)		g/m	20		20
Fan	Air Flow Rate	Rated	m³/min x No.	28 x 1		50 x 1
Total Piping Length		Min. / Max.	m	5 / 30		5 / 30
Piping Elevation	IDU - ODU	Max	m	30		30

* Decoration panel can be selected as an optional accessory.
Note :
1. Due to our policy of innovation some specifications may be changed without notification.
2. Performances are based on the following conditions (It is accordance with EN14511)
   - Cooling : Indoor Ambient Temp 27°C DB / 19°C WB, Outdoor Ambient Temp 35°C DB / 24°C WB
   - Heating : Indoor Ambient Temp 20°C DB / 15°C WB, Outdoor Ambient Temp 7°C DB / 6°C WB
   - Interconnected Pipe is standard length and difference of Elevation (Outdoor ~ Indoor Unit) is 0m.
3. Sound Level Values are measured at Noise Measuring chamber accordance with standard. Therefore, these values depend on the ambient conditions and values are normally higher in actual operation.
4. This product contains fluorinated greenhouse gases. (R32)

H-INVERTER (R32)

UT24FH / UT30FH

UUC1 U40

R32

LG participates in the ECP programme for EUROVENT AC program.
Check ongoing validity of certification
: www.eurovent-certification.com

COMBINATION				24	30
Capacity	Cooling	Min. / Rated / Max.	kW	2.7 / 6.8 / 8.3	3.2 / 8.0 / 9.5
	Heating	Min. / Rated / Max.	kW	3.2 / 7.9 / 9.9	3.6 / 9.0 / 10.7
Power Input (Set)	Cooling	Min. / Rated / Max.	kW	0.30 / 1.66 / 2.31	0.40 / 2.12 / 2.82
	Heating	Min. / Rated / Max.	kW	0.40 / 1.76 / 2.53	0.40 / 2.14 / 2.93
Running Current	Cooling	Rated	A	7.4	9.4
	Heating	Rated	A	7.8	9.5
EER / COP			kWh/kWh	4.10 / 4.48	3.77 / 4.20
SEER / SCOP			kWh/kWh	8.5 / 4.8	7.8 / 4.8
Pdesign	Cooling @ 35°C		kW	6.8	8
	Heating @ -10°C		kW	5.5	5.5
Seasonal Energy Label	Cooling / Heating		-	A+++ / A++	A++ / A++
Annual Energy Consumption	Cooling / Heating		kWh	280 / 1,604	359 / 1,604
Dehumidification Rate			l/h	1.7	2.7
ODU Sound Pressure Level	Cooling / Heating	Rated	dB(A)	48 / 52	50 / 52
ODU Sound Power Level	Cooling	Rated	dB(A)	65	68
Piping Connections	Liquid		mm (inch)	Ø9.52 (3/8)	Ø9.52 (3/8)
	Gas		mm (inch)	Ø15.88 (5/8)	Ø15.88 (5/8)
	Connections Method		-	Flared	Flared
Operation Range (Outdoor)	Cooling	Min. / Max.	°C	-20 / 50	-20 / 50
	Heating	Min. / Max.	°C	-20 / 18	-20 / 18
INDOOR				**UT24FH NA0**	**UT30FH NA0**
Power Supply			Ø / V / Hz	1 / 220-240 / 50	1 / 220-240 / 50
Power Input (IDU)		H / M / L	W	43 / 35 / 28	43 / 35 / 28
Air Flow Rate		H / M / L	m³/min	23.8 / 21.4 / 19.0	23.8 / 21.4 / 19.0
Dimensions	Body	W x H x D	mm	840 x 288 x 840	840 x 288 x 840
Weight	Body		kg	25.3	25.3
Sound Pressure Level	Cooling	H / M / L	dB(A)	42 / 41 / 40	42 / 41 / 40
Sound Power Level	Cooling	Max.	dB(A)	56	56
Piping Connections	Drain	O.D. / I.D.	mm	Ø32.0 / 25.0	Ø32.0 / 25.0
Recommended Decoration Panel*	Model Name		-	PT-AFGW0	PT-AFGW0
	Color		-	White	White
	Dimensions	Body	mm	950 x 35 x 950	950 x 35 x 950
	Weight	Body	kg	7.5	7.5
OUTDOOR				**UUC1 U40**	
Power Supply			Ø / V / Hz	1 / 220-240 / 50	
Circuit Breaker		Min.	A	25	
Power Supply Cable (Included Earth)			No x mm³	3C x 2.5	
Dimensions	Net	W x H x D	mm	950 x 834 x 330	
Weight	Net		kg	57.7	
Compressor	Type		-	Twin Rotary	
Refrigerant	Type		-	R32	
	GWP (Global Warming Potential)		-	675	
	Precharged Amount		kg	1.9	
	t-CO_2eq		-	1.283	
	Additional Charge (After 7.5m)		g/m	40	
Fan	Air Flow Rate	Rated	m³/min x No.	58 x 1	
Total Piping Length		Min. / Max.	m	5 / 50	
Piping Elevation	IDU - ODU	Max.	m	30	

* Decoration panel can be selected as an optional accessory.
Note :
1. Due to our policy of innovation some specifications may be changed without notification.
2. Performances are based on the following conditions (It is accordance with EN14511)
   - Cooling : Indoor Ambient Temp 27°C DB / 19°C WB, Outdoor Ambient Temp 35°C DB / 24°C WB
   - Heating : Indoor Ambient Temp 20°C DB / 15°C WB, Outdoor Ambient Temp 7°C DB / 6°C WB
   - Interconnected Pipe is standard length and difference of Elevation (Outdoor ~ Indoor Unit) is 0m.
3. Sound Level Values are measured at Noise Measuring chamber accordance with standard. Therefore, these values depend on the ambient conditions and values are normally higher in actual operation.
4. This product contains fluorinated greenhouse gases. (R32)

H-INVERTER (R32)

UT36FH / UT42FH / UT48FH / UT60FH

UUD1 U30

R32

LG participates in the ECP programme for EUROVENT AC program.
Check ongoing validity of certification
: www.eurovent-certification.com

COMBINATION				36	42	48	60
Capacity	Cooling	Min. / Rated / Max.	kW	3.8 / 9.5 / 12.8	4.8 / 12.1 / 14.5	5.4 / 13.4 / 16.1	6.0 / 15.0 / 16.2
	Heating	Min. / Rated / Max.	kW	4.3 / 10.8 / 13.7	5.4 / 13.5 / 16.2	6.2 / 15.5 / 17.8	7.0 / 17.5 / 19.3
Power Input (Set)	Cooling	Min. / Rated / Max.	kW	0.40 / 2.15 / 3.23	0.60 / 3.14 / 4.24	0.80 / 3.83 / 5.17	0.90 / 4.69 / 5.25
	Heating	Min. / Rated / Max.	kW	0.50 / 2.40 / 3.36	0.70 / 3.29 / 4.28	0.80 / 4.18 / 5.24	1.10 / 5.38 / 6.19
Running Current	Cooling	Rated	A	9.6	13.8	16.9	20.5
	Heating	Rated	A	10.4	14.4	18.3	23.6
EER / COP			kWh/kWh	4.42 / 4.50	3.85 / 4.10	3.50 / 3.71	3.20 / 3.25
SEER / SCOP			kWh/kWh	7.6 / 4.5	7.4 / 4.5	6.8 / 4.5	6.6 / 4.5
Pdesign	Cooling @ 35°C		kW	9.5	12.1	13.4	15
	Heating @ -10°C		kW	9.5	9.5	9.5	9.5
Seasonal Energy Label	Cooling / Heating		-	A++ / A+	- / -	- / -	- / -
Annual Energy Consumption	Cooling / Heating		kWh	437 / 2,956	981 / 2,956	1,182 / 2,956	1,364 / 2,956
Dehumidification Rate			l/h	2.6	4.8	5.3	6.9
ODU Sound Pressure Level	Cooling / Heating	Rated	dB(A)	50 / 50	51 / 52	52 / 53	54 / 54
ODU Sound Power Level	Cooling	Rated	dB(A)	66	69	69	71
Piping Connections	Liquid		mm (inch)	Ø9.52 (3/8)	Ø9.52 (3/8)	Ø9.52 (3/8)	Ø9.52 (3/8)
	Gas		mm (inch)	Ø15.88 (5/8)	Ø15.88 (5/8)	Ø15.88 (5/8)	Ø15.88 (5/8)
	Connections Method		-	Flared	Flared	Flared	Flared
Operation Range (Outdoor)	Cooling	Min. / Max.	°C	-20 / 52	-20 / 52	-20 / 52	-20 / 52
	Heating	Min. / Max.	°C	-25 / 18	-25 / 18	-25 / 18	-25 / 18
INDOOR				**UT36FH NA0**	**UT42FH NA0**	**UT48FH NA0**	**UT60FH NA0**
Power Supply			Ø / V / Hz	1 / 220-240 / 50	1 / 220-240 / 50	1 / 220-240 / 50	1 / 220-240 / 50
Power Input (IDU)		H / M / L	W	70 / 59 / 50	70 / 59 / 50	81 / 60 / 50	81 / 60 / 50
Air Flow Rate		H / M / L	m³/min	28 / 25 / 23	28 / 25 / 23	30 / 27 / 24	30 / 27 / 24
Dimensions	Body	W x H x D	mm	840 x 288 x 840	840 x 288 x 840	840 x 288 x 840	840 x 288 x 840
Weight	Body		kg	27.2	27.2	27.2	27.2
Sound Pressure Level	Cooling	H / M / L	dB(A)	44 / 42 / 41	44 / 42 / 41	45 / 43 / 41	45 / 43 / 41
Sound Power Level	Cooling	Max.	dB(A)	59	59	61	61
Piping Connections	Drain	O.D. / I.D.	mm	Ø32.0 / 25.0	Ø32.0 / 25.0	Ø32.0 / 25.0	Ø32.0 / 25.0
Recommended Decoration Panel*	Model Name		-	PT-AFGW0	PT-AFGW0	PT-AFGW0	PT-AFGW0
	Color		-	White	White	White	White
	Dimensions	Body	mm	950 x 35 x 950	950 x 35 x 950	950 x 35 x 950	950 x 35 x 950
	Weight	Body	kg	7.5	7.5	7.5	7.5
OUTDOOR				**UUD1 U30**			
Power Supply			Ø / V / Hz	1 / 220-240 / 50			
Circuit Breaker		Min.	A	40			
Power Supply Cable (Included Earth)			No x mm³	3C x 6.0			
Dimensions	Net	W x H x D	mm	950 x 1,380 x 330			
Weight	Net		kg	85.0			
Compressor	Type		-	Inverter Scroll			
Refrigerant	Type		-	R32			
	GWP (Global Warming Potential)		-	675			
	Precharged Amount		kg	3.0			
	t-CO_2eq		-	2.025			
	Additional Charge (After 7.5m)		g/m	40			
Fan	Air Flow Rate	Rated	m³/min x No.	55 x 2			
Total Piping Length		Min. / Max.	m	5 / 85			
Piping Elevation	IDU - ODU	Max.	m	30			

* Decoration panel can be selected as an optional accessory.
Note :
1. Due to our policy of innovation some specifications may be changed without notification.
2. Performances are based on the following conditions (It is accordance with EN14511)
   - Cooling : Indoor Ambient Temp 27°C DB / 19°C WB, Outdoor Ambient Temp 35°C DB / 24°C WB
   - Heating : Indoor Ambient Temp 20°C DB / 15°C WB, Outdoor Ambient Temp 7°C DB / 6°C WB
   - Interconnected Pipe is standard length and difference of Elevation (Outdoor ~ Indoor Unit) is 0m.
3. Sound Level Values are measured at Noise Measuring chamber accordance with standard. Therefore, these values depend on the ambient conditions and values are normally higher in actual operation.
4. This product contains fluorinated greenhouse gases. (R32)

CEILING MOUNTED CASSETTE

H-INVERTER (R32)

UT36FH / UT42FH / UT48FH / UT60FH

UUD3 U30

3Phase

R32

LG participates in the ECP programme for EUROVENT AC program.
Check ongoing validity of certification
: www.eurovent-certification.com

COMBINATION				36	42	48	60
Capacity	Cooling	Min. / Rated / Max.	kW	3.8 / 9.5 / 12.8	4.8 / 12.1 / 14.5	5.4 / 13.4 / 16.1	6.0 / 15.0 / 16.2
	Heating	Min. / Rated / Max.	kW	4.3 / 10.8 / 13.7	5.4 / 13.5 / 16.2	6.2 / 15.5 / 17.8	7.0 / 17.5 / 19.3
Power Input (Set)	Cooling	Min. / Rated / Max.	kW	0.40 / 2.15 / 3.23	0.60 / 3.14 / 4.24	0.80 / 3.83 / 5.17	0.90 / 4.69 / 5.25
	Heating	Min. / Rated / Max.	kW	0.50 / 2.40 / 3.36	0.70 / 3.29 / 4.28	0.80 / 4.18 / 5.24	1.10 / 5.38 / 6.19
Running Current	Cooling	Rated	A	3.6	4.9	6.0	7.3
	Heating	Rated	A	3.8	5.1	6.5	8.2
EER / COP			kWh/kWh	4.42 / 4.50	3.85 / 4.10	3.50 / 3.71	3.20 / 3.25
SEER / SCOP			kWh/kWh	7.6 / 4.5	7.4 / 4.5	6.8 / 4.5	6.6 / 4.5
Pdesign	Cooling @ 35°C		kW	9.5	12.1	13.4	15
	Heating @ -10°C		kW	9.5	9.5	9.5	9.5
Seasonal Energy Label	Cooling / Heating		-	A++ / A+	- / -	- / -	- / -
Annual Energy Consumption	Cooling / Heating		kWh	437 / 2,956	981 / 2,956	1,182 / 2,956	1,364 / 2,956
Dehumidification Rate			l/h	2.6	4.8	5.3	6.9
ODU Sound Pressure Level	Cooling / Heating	Rated	dB(A)	50 / 50	51 / 52	52 / 53	54 / 54
ODU Sound Power Level	Cooling	Rated	dB(A)	66	69	69	71
Piping Connections	Liquid		mm (inch)	Ø9.52 (3/8)	Ø9.52 (3/8)	Ø9.52 (3/8)	Ø9.52 (3/8)
	Gas		mm (inch)	Ø15.88 (5/8)	Ø15.88 (5/8)	Ø15.88 (5/8)	Ø15.88 (5/8)
	Connections Method		-	Flared	Flared	Flared	Flared
Operation Range (Outdoor)	Cooling	Min. / Max.	°C	-20 / 52	-20 / 52	-20 / 52	-20 / 52
	Heating	Min. / Max.	°C	-25 / 18	-25 / 18	-25 / 18	-25 / 18
INDOOR				**UT36FH NA0**	**UT42FH NA0**	**UT48FH NA0**	**UT60FH NA0**
Power Supply			Ø / V / Hz	1 / 220-240 / 50	1 / 220-240 / 50	1 / 220-240 / 50	1 / 220-240 / 50
Power Input (IDU)		H / M / L	W	70 / 59 / 50	70 / 59 / 50	81 / 60 / 50	81 / 60 / 50
Air Flow Rate		H / M / L	m³/min	28 / 25 / 23	28 / 25 / 23	30 / 27 / 24	30 / 27 / 24
Dimensions	Body	W x H x D	mm	840 x 288 x 840	840 x 288 x 840	840 x 288 x 840	840 x 288 x 840
Weight	Body		kg	27.2	27.2	27.2	27.2
Sound Pressure Level	Cooling	H / M / L	dB(A)	44 / 42 / 41	44 / 42 / 41	45 / 43 / 41	45 / 43 / 41
Sound Power Level	Cooling	Max.	dB(A)	59	59	61	61
Piping Connections	Drain	O.D. / I.D.	mm	Ø32.0 / 25.0	Ø32.0 / 25.0	Ø32.0 / 25.0	Ø32.0 / 25.0
Recommended Decoration Panel*	Model Name		-	PT-AFGW0	PT-AFGW0	PT-AFGW0	PT-AFGW0
	Color		-	White	White	White	White
	Dimensions	Body	mm	950 x 35 x 950	950 x 35 x 950	950 x 35 x 950	950 x 35 x 950
	Weight	Body	kg	7.5	7.5	7.5	7.5
OUTDOOR				**UUD3 U30**			
Power Supply			Ø / V / Hz	3 / 380-415 / 50			
Circuit Breaker		Min.	A	20			
Power Supply Cable (Included Earth)			No x mm³	5C x 2.5			
Dimensions	Net	W x H x D	mm	950 x 1,380 x 330			
Weight	Net		kg	85			
Compressor	Type		-	Inverter Scroll			
Refrigerant	Type		-	R32			
	GWP (Global Warming Potential)		-	675			
	Precharged Amount		kg	3.0			
	t-CO_2eq		-	2.025			
	Additional Charge (After 7.5m)		g/m	40			
Fan	Air Flow Rate	Rated	m³/min x No.	55 x 2			
Total Piping Length		Min. / Max.	m	5 / 85			
Piping Elevation	IDU - ODU	Max.	m	30			

* Decoration panel can be selected as an optional accessory.
Note :
1. Due to our policy of innovation some specifications may be changed without notification.
2. Performances are based on the following conditions (It is accordance with EN14511)
   - Cooling : Indoor Ambient Temp 27°C DB / 19°C WB, Outdoor Ambient Temp 35°C DB / 24°C WB
   - Heating : Indoor Ambient Temp 20°C DB / 15°C WB, Outdoor Ambient Temp 7°C DB / 6°C WB
   - Interconnected Pipe is standard length and difference of Elevation (Outdoor ~ Indoor Unit) is 0m.
3. Sound Level Values are measured at Noise Measuring chamber accordance with standard. Therefore, these values depend on the ambient conditions and values are normally higher in actual operation.
4. This product contains fluorinated greenhouse gases. (R32)

STANDARD INVERTER (R32)

CT09F / CT12F / CT18F

UUA1 UL0 UUB1 U20

R32

LG participates in the ECP programme for EUROVENT AC program.
Check ongoing validity of certification
: www.eurovent-certification.com

COMBINATION				9	12	18
Capacity	Cooling	Min. / Rated / Max.	kW	1.5 / 2.5 / 3.2	1.5 / 3.4 / 4.5	2.0 / 5.0 / 5.8
	Heating	Min. / Rated / Max.	kW	1.8 / 3.2 / 3.7	1.8 / 4.1 / 5.0	2.3 / 5.7 / 6.6
Power Input (Set)	Cooling	Min. / Rated / Max.	kW	0.30 / 0.61 / 0.87	0.30 / 0.98 / 1.62	0.30 / 1.57 / 2.20
	Heating	Min. / Rated / Max.	kW	0.30 / 0.75 / 0.89	0.30 / 1.11 / 1.57	0.30 / 1.52 / 2.13
Running Current	Cooling	Rated	A	2.7	4.4	8.0
	Heating	Rated	A	3.3	4.9	7.8
EER / COP			kWh/kWh	4.10 / 4.30	3.50 / 3.71	3.19 / 3.74
SEER / SCOP			kWh/kWh	6.7 / 4.0	6.7 / 4.0	6.4 / 4.3
Pdesign	Cooling @ 35°C		kW	2.5	3.4	5
	Heating @ -10°C		kW	2.8	2.8	4.1
Seasonal Energy Label	Cooling / Heating		-	A++ / A+	A++ / A+	A++ / A+
Annual Energy Consumption	Cooling / Heating		kWh	131 / 980	178 / 980	273 / 1,335
Dehumidification Rate			l/h	0.63	1.26	1.89
ODU Sound Pressure Level	Cooling / Heating	Rated	dB(A)	49 / 52	49 / 52	47 / 52
ODU Sound Power Level	Cooling	Rated	dB(A)	65	65	63
Piping Connections	Liquid		mm (inch)	Ø6.35 (1/4)	Ø6.35 (1/4)	Ø6.35 (1/4)
	Gas		mm (inch)	Ø9.52 (3/8)	Ø9.52 (3/8)	Ø12.7 (1/2)
	Connections Method		-	Flared	Flared	Flared
Operation Range (Outdoor)	Cooling	Min. / Max.	°C	-15 / 50	-15 / 50	-15 / 50
	Heating	Min. / Max.	°C	-20 / 18	-20 / 18	-20 / 18
INDOOR				**CT09F NR0**	**CT12F NR0**	**CT18F NQ0**
Power Supply			Ø / V / Hz	1 / 220-240 / 50	1 / 220-240 / 50	1 / 220-240 / 50
Power Input (IDU)		H / M / L	W	26 / 22 / 19	28 / 24 / 20	30 / 26 / 22
Air Flow Rate		H / M / L	m³/min	8.5 / 7.0 / 6.0	9.5 / 8.0 / 7.0	13 / 12 / 11
Dimensions	Body	W x H x D	mm	570 x 214 x 570	570 x 214 x 570	570 x 256 x 570
Weight	Body		kg	12.4	12.4	13.9
Sound Pressure Level	Cooling	H / M / L	dB(A)	36 / 33 / 30	38 / 35 / 32	41 / 39 / 37
Sound Power Level	Cooling	Max.	dB(A)	52	52	57
Piping Connections	Drain	O.D. / I.D.	mm	Ø32.0 / 25.0	Ø32.0 / 25.0	Ø32.0 / 25.0
Recommended Decoration Panel*	Model Name		-	PT-QAGW0	PT-QAGW0	PT-QAGW0
	Color		-	White	White	White
	Dimensions	Body	mm	620 x 34 x 620	620 x 34 x 620	620 x 34 x 620
	Weight	Body	kg	3.0	3.0	3.0
OUTDOOR				**UUA1 UL0**		**UUB1 U20**
Power Supply			Ø / V / Hz	1 / 220-240 / 50		1 / 220-240 / 50
Circuit Breaker		Min.	A	15		20
Power Supply Cable (Included Earth)			No x mm³	3C x 1.5		3C x 2.5
Dimensions	Net	W x H x D	mm	770 x 545 x 288		870 x 650 x 330
Weight	Net		kg	33.3		44.5
Compressor	Type		-	Twin Rotary		Twin Rotary
Refrigerant	Type		-	R32		R32
	GWP (Global Warming Potential)		-	675		675
	Precharged Amount		kg	1.0		1.2
	t-CO_2eq		-	0.675		0.81
	Additional Charge (After 7.5m)		g/m	20		20
Fan	Air Flow Rate	Rated	m³/min x No.	28 x 1		50 x 1
Total Piping Length		Min. / Max.	m	5 / 30		5 / 30
Piping Elevation	IDU - ODU	Max.	m	30		30

* Decoration panel can be selected as an optional accessory.
Note :
1. Due to our policy of innovation some specifications may be changed without notification.
2. Performances are based on the following conditions (It is accordance with EN14511)
   - Cooling : Indoor Ambient Temp 27°C DB / 19°C WB, Outdoor Ambient Temp 35°C DB / 24°C WB
   - Heating : Indoor Ambient Temp 20°C DB / 15°C WB, Outdoor Ambient Temp 7°C DB / 6°C WB
   - Interconnected Pipe is standard length and difference of Elevation (Outdoor ~ Indoor Unit) is 0m.
3. Sound Level Values are measured at Noise Measuring chamber accordance with standard. Therefore, these values depend on the ambient conditions and values are normally higher in actual operation.
4. This product contains fluorinated greenhouse gases. (R32)

STANDARD INVERTER (R32)

CT24F / UT30F

UUC1 U40

R32

LG participates in the ECP programme for EUROVENT AC program.
Check ongoing validity of certification
: www.eurovent-certification.com

COMBINATION				24	30
Capacity	Cooling	Min. / Rated / Max.	kW	2.7 / 6.8 / 8.0	3.2 / 8.0 / 9.2
	Heating	Min. / Rated / Max.	kW	3.0 / 7.5 / 9.0	3.6 / 8.9 / 10.1
Power Input (Set)	Cooling	Min. / Rated / Max.	kW	0.40 / 1.93 / 2.66	0.50 / 2.45 / 3.14
	Heating	Min. / Rated / Max.	kW	0.40 / 1.96 / 2.84	0.50 / 2.62 / 3.25
Running Current	Cooling	Rated	A	8.6	10.9
	Heating	Rated	A	8.7	11.6
EER / COP			kWh/kWh	3.52 / 3.83	3.27 / 3.40
SEER / SCOP			kWh/kWh	7.4 / 4.3	7.1 / 4.3
Pdesign	Cooling @ 35°C		kW	6.8	8
	Heating @ -10°C		kW	5.6	5.6
Seasonal Energy Label	Cooling / Heating		-	A++ / A+	A++ / A+
Annual Energy Consumption	Cooling / Heating		kWh	322 / 1,823	394 / 1,823
Dehumidification Rate			l/h	2.8	2.8
ODU Sound Pressure Level	Cooling / Heating	Rated	dB(A)	48 / 52	50 / 52
ODU Sound Power Level	Cooling	Rated	dB(A)	65	68
Piping Connections	Liquid		mm (inch)	Ø9.52 (3/8)	Ø9.52 (3/8)
	Gas		mm (inch)	Ø15.88 (5/8)	Ø15.88 (5/8)
	Connections Method		-	Flared	Flared
Operation Range (Outdoor)	Cooling	Min. / Max.	°C	-20 / 50	-20 / 50
	Heating	Min. / Max.	°C	-20 / 18	-20 / 18
INDOOR				**CT24F NB0**	**UT30F NB0**
Power Supply			Ø / V / Hz	1 / 220-240 / 50	1 / 220-240 / 50
Power Input (IDU)		H / M / L	W	36 / 26 / 21	40 / 33 / 26
Air Flow Rate		H / M / L	m³/min	18 / 15.5 / 14	19 / 17 / 15.5
Dimensions	Body	W x H x D	mm	840 x 204 x 840	840 x 204 x 840
Weight	Body		kg	21.1	21.1
Sound Pressure Level	Cooling	H / M / L	dB(A)	38 / 36 / 34	40 / 37 / 35
Sound Power Level	Cooling	Max.	dB(A)	53	57
Piping Connections	Drain	O.D. / I.D.	mm	Ø32.0 / 25.0	Ø32.0 / 25.0
Recommended Decoration Panel*	Model Name		-	PT-AAGW0	PT-AAGW0
	Color		-	White	White
	Dimensions	Body	mm	950 x 35 x 950	950 x 35 x 950
	Weight	Body	kg	7.1	7.1
OUTDOOR				**UUC1 U40**	
Power Supply			Ø / V / Hz	1 / 220-240 / 50	
Circuit Breaker		Min.	A	25	
Power Supply Cable (Included Earth)			No x mm³	3C x 2.5	
Dimensions	Net	W x H x D	mm	950 x 834 x 330	
Weight	Net		kg	57.7	
Compressor	Type		-	Twin Rotary	
Refrigerant	Type		-	R32	
	GWP (Global Warming Potential)		-	675	
	Precharged Amount		kg	1.9	
	t-CO_2eq		-	1.283	
	Additional Charge (After 7.5m)		g/m	40	
Fan	Air Flow Rate	Rated	m³/min x No.	58 x 1	
Total Piping Length		Min. / Max.	m	5 / 50	
Piping Elevation	IDU - ODU	Max.	m	30	

* Decoration panel can be selected as an optional accessory.
Note :
1. Due to our policy of innovation some specifications may be changed without notification.
2. Performances are based on the following conditions (It is accordance with EN14511)
   - Cooling : Indoor Ambient Temp 27°C DB / 19°C WB, Outdoor Ambient Temp 35°C DB / 24°C WB
   - Heating : Indoor Ambient Temp 20°C DB / 15°C WB, Outdoor Ambient Temp 7°C DB / 6°C WB
   - Interconnected Pipe is standard length and difference of Elevation (Outdoor ~ Indoor Unit) is 0m.
3. Sound Level Values are measured at Noise Measuring chamber accordance with standard. Therefore, these values depend on the ambient conditions and values are normally higher in actual operation.
4. This product contains fluorinated greenhouse gases. (R32)

STANDARD INVERTER (R32)

UT36F / UT42F / UT48F / UT60F

UUD1 U30

LG participates in the ECP programme for EUROVENT AC program.
Check ongoing validity of certification
: www.eurovent-certification.com

COMBINATION				36	42	48	60
Capacity	Cooling	Min. / Rated / Max.	kW	3.8 / 9.5 / 12.5	4.8 / 12.1 / 14.2	5.4 / 13.4 / 15.7	5.8 / 14.6 / 15.8
	Heating	Min. / Rated / Max.	kW	4.3 / 10.8 / 13.4	5.4 / 13.5 / 15.8	6.2 / 15.5 / 17.5	6.8 / 16.9 / 18.3
Power Input (Set)	Cooling	Min. / Rated / Max.	kW	0.50 / 2.26 / 3.44	0.70 / 3.31 / 4.30	0.90 / 4.25 / 5.53	1.00 / 5.21 / 5.84
	Heating	Min. / Rated / Max.	kW	0.50 / 2.43 / 3.30	0.70 / 3.51 / 4.56	0.90 / 4.37 / 5.33	1.00 / 5.12 / 5.89
Running Current	Cooling	Rated	A	10.1	14.6	18.7	23.1
	Heating	Rated	A	10.7	15.0	19.0	22.7
EER / COP			kWh/kWh	4.20 / 4.45	3.66 / 3.85	3.15 / 3.55	2.80 / 3.30
SEER / SCOP			kWh/kWh	7.0 / 4.3	7.0 / 4.3	6.5 / 4.2	6.2 / 4.2
Pdesign	Cooling @ 35°C		kW	9.5	12.1	13.4	14.6
	Heating @ -10°C		kW	9.5	9.5	9.5	9.5
Seasonal Energy Label	Cooling / Heating		-	A++ / A+	- / -	- / -	- / -
Annual Energy Consumption	Cooling / Heating		kWh	475 / 3,093	1,037 / 3,093	1,237 / 3,167	1,413 / 3,167
Dehumidification Rate			l/h	2.4	4.5	5.7	6.6
ODU Sound Pressure Level	Cooling / Heating	Rated	dB(A)	50 / 50	51 / 52	52 / 53	54 / 54
ODU Sound Power Level	Cooling	Rated	dB(A)	66	69	69	71
Piping Connections	Liquid		mm (inch)	Ø9.52 (3/8)	Ø9.52 (3/8)	Ø9.52 (3/8)	Ø9.52 (3/8)
	Gas		mm (inch)	Ø15.88 (5/8)	Ø15.88 (5/8)	Ø15.88 (5/8)	Ø15.88 (5/8)
	Connections Method		-	Flared	Flared	Flared	Flared
Operation Range (Outdoor)	Cooling	Min. / Max.	°C	-20 / 52	-20 / 52	-20 / 52	-20 / 52
	Heating	Min. / Max.	°C	-25 / 18	-25 / 18	-25 / 18	-25 / 18
INDOOR				**UT36F NA0**	**UT42F NA0**	**UT48F NA0**	**UT60F NA0**
Power Supply			Ø / V / Hz	1 / 220-240 / 50	1 / 220-240 / 50	1 / 220-240 / 50	1 / 220-240 / 50
Power Input (IDU)		H / M / L	W	60 / 50 / 45	60 / 50 / 45	80 / 60 / 50	80 / 60 / 50
Air Flow Rate		H / M / L	m³/min	27.5 / 25 / 22.5	27.5 / 25 / 22.5	30 / 27.5 / 25	30 / 27.5 / 25
Dimensions	Body	W x H x D	mm	840 x 288 x 840	840 x 288 x 840	840 x 288 x 840	840 x 288 x 840
Weight	Body		kg	25.3	25.3	25.3	25.3
Sound Pressure Level	Cooling	H / M / L	dB(A)	44 / 42 / 41	44 / 42 / 41	46 / 44 / 42	46 / 44 / 42
Sound Power Level	Cooling	Max.	dB(A)	61	61	62	62
Piping Connections	Drain	O.D. / I.D.	mm	Ø32.0 / 25.0	Ø32.0 / 25.0	Ø32.0 / 25.0	Ø32.0 / 25.0
Recommended Decoration Panel*	Model Name		-	PT-AAGW0	PT-AAGW0	PT-AAGW0	PT-AAGW0
	Color		-	White	White	White	White
	Dimensions	Body	mm	950 x 35 x 950	950 x 35 x 950	950 x 35 x 950	950 x 35 x 950
	Weight	Body	kg	7.1	7.1	7.1	7.1
OUTDOOR				**UUD1 U30**			
Power Supply			Ø / V / Hz	1 / 220-240 / 50			
Circuit Breaker		Min.	A	40			
Power Supply Cable (Included Earth)			No x mm³	3C x 6.0			
Dimensions	Net	W x H x D	mm	950 x 1,380 x 330			
Weight	Net		kg	85.0			
Compressor	Type		-	Inverter Scroll			
Refrigerant	Type		-	R32			
	GWP (Global Warming Potential)		-	675			
	Precharged Amount		kg	3.0			
	t-CO_2eq		-	2.025			
	Additional Charge (After 7.5m)		g/m	40			
Fan	Air Flow Rate	Rated	m³/min x No.	55 x 2			
Total Piping Length		Min. / Max.	m	5 / 85			
Piping Elevation	IDU - ODU	Max.	m	30			

* Decoration panel can be selected as an optional accessory.
Note :
1. Due to our policy of innovation some specifications may be changed without notification.
2. Performances are based on the following conditions (It is accordance with EN14511)
   - Cooling : Indoor Ambient Temp 27°C DB / 19°C WB, Outdoor Ambient Temp 35°C DB / 24°C WB
   - Heating : Indoor Ambient Temp 20°C DB / 15°C WB, Outdoor Ambient Temp 7°C DB / 6°C WB
   - Interconnected Pipe is standard length and difference of Elevation (Outdoor ~ Indoor Unit) is 0m.
3. Sound Level Values are measured at Noise Measuring chamber accordance with standard. Therefore, these values depend on the ambient conditions and values are normally higher in actual operation.
4. This product contains fluorinated greenhouse gases. (R32)

CEILING MOUNTED CASSETTE

STANDARD INVERTER (R32)

UT36F / UT42F / UT48F / UT60F

UUD3 U30

LG participates in the ECP programme for EUROVENT AC program.
Check ongoing validity of certification
: www.eurovent-certification.com

COMBINATION				36	42	48	60
Capacity	Cooling	Min. / Rated / Max.	kW	3.8 / 9.5 / 12.5	4.8 / 12.1 / 14.2	5.4 / 13.4 / 15.7	5.8 / 14.6 / 15.8
	Heating	Min. / Rated / Max.	kW	4.3 / 10.8 / 13.4	5.4 / 13.5 / 15.8	6.2 / 15.5 / 17.5	6.8 / 16.9 / 18.3
Power Input (Set)	Cooling	Min. / Rated / Max.	kW	0.50 / 2.26 / 3.44	0.70 / 3.31 / 4.30	0.90 / 4.25 / 5.53	1.00 / 5.21 / 5.84
	Heating	Min. / Rated / Max.	kW	0.50 / 2.43 / 3.30	0.70 / 3.51 / 4.56	0.90 / 4.37 / 5.33	1.00 / 5.12 / 5.89
Running Current	Cooling	Rated	A	3.8	5.2	6.6	8.1
	Heating	Rated	A	3.9	5.4	6.7	7.9
EER / COP			kWh/kWh	4.20 / 4.45	3.66 / 3.85	3.15 / 3.55	2.80 / 3.30
SEER / SCOP			kWh/kWh	7.0 / 4.3	7.0 / 4.3	6.5 / 4.2	6.2 / 4.2
Pdesign	Cooling @ 35°C		kW	9.5	12.1	13.4	14.6
	Heating @ -10°C		kW	9.5	9.5	9.5	9.5
Seasonal Energy Label	Cooling / Heating		-	A++ / A+	- / -	- / -	- / -
Annual Energy Consumption	Cooling / Heating		kWh	475 / 3,093	1,037 / 3,093	1,237 / 3,167	1,413 / 3,167
Dehumidification Rate			l/h	2.4	4.5	5.7	6.6
ODU Sound Pressure Level	Cooling / Heating	Rated	dB(A)	50 / 50	51 / 52	52 / 53	54 / 54
ODU Sound Power Level	Cooling	Rated	dB(A)	66	69	69	71
Piping Connections	Liquid		mm (inch)	Ø9.52 (3/8)	Ø9.52 (3/8)	Ø9.52 (3/8)	Ø9.52 (3/8)
	Gas		mm (inch)	Ø15.88 (5/8)	Ø15.88 (5/8)	Ø15.88 (5/8)	Ø15.88 (5/8)
	Connections Method		-	Flared	Flared	Flared	Flared
Operation Range (Outdoor)	Cooling	Min. / Max.	°C	-20 / 52	-20 / 52	-20 / 52	-20 / 52
	Heating	Min. / Max.	°C	-25 / 18	-25 / 18	-25 / 18	-25 / 18
INDOOR				**UT36F NA0**	**UT42F NA0**	**UT48F NA0**	**UT60F NA0**
Power Supply			Ø / V / Hz	1 / 220-240 / 50	1 / 220-240 / 50	1 / 220-240 / 50	1 / 220-240 / 50
Power Input (IDU)		H / M / L	W	60 / 50 / 45	60 / 50 / 45	80 / 60 / 50	80 / 60 / 50
Air Flow Rate		H / M / L	m³/min	27.5 / 25 / 22.5	27.5 / 25 / 22.5	30 / 27.5 / 25	30 / 27.5 / 25
Dimensions	Body	W x H x D	mm	840 x 288 x 840	840 x 288 x 840	840 x 288 x 840	840 x 288 x 840
Weight	Body		kg	25.3	25.3	25.3	25.3
Sound Pressure Level	Cooling	H / M / L	dB(A)	44 / 42 / 41	44 / 42 / 41	46 / 44 / 42	46 / 44 / 42
Sound Power Level	Cooling	Max.	dB(A)	61	61	62	62
Piping Connections	Drain	O.D. / I.D.	mm	Ø32.0 / 25.0	Ø32.0 / 25.0	Ø32.0 / 25.0	Ø32.0 / 25.0
Recommended Decoration Panel*	Model Name		-	PT-AAGW0	PT-AAGW0	PT-AAGW0	PT-AAGW0
	Color		-	White	White	White	White
	Dimensions	Body	mm	950 x 35 x 950	950 x 35 x 950	950 x 35 x 950	950 x 35 x 950
	Weight	Body	kg	7.1	7.1	7.1	7.1
OUTDOOR				**UUD3 U30**			
Power Supply			Ø / V / Hz	3 / 380-415 / 50			
Circuit Breaker		Min.	A	20			
Power Supply Cable (Included Earth)			No x mm³	5C x 2.5			
Dimensions	Net	W x H x D	mm	950 x 1,380 x 330			
Weight	Net		kg	85.0			
Compressor	Type		-	Inverter Scroll			
Refrigerant	Type		-	R32			
	GWP (Global Warming Potential)		-	675			
	Precharged Amount		kg	3.0			
	t-CO_2eq		-	2.025			
	Additional Charge (After 7.5m)		g/m	40			
Fan	Air Flow Rate	Rated	m³/min x No.	55 x 2			
Total Piping Length		Min. / Max.	m	5 / 85			
Piping Elevation	IDU - ODU	Max.	m	30			

* Decoration panel can be selected as an optional accessory.
Note :
1. Due to our policy of innovation some specifications may be changed without notification.
2. Performances are based on the following conditions (It is accordance with EN14511)
   - Cooling : Indoor Ambient Temp 27°C DB / 19°C WB, Outdoor Ambient Temp 35°C DB / 24°C WB
   - Heating : Indoor Ambient Temp 20°C DB / 15°C WB, Outdoor Ambient Temp 7°C DB / 6°C WB
   - Interconnected Pipe is standard length and difference of Elevation (Outdoor ~ Indoor Unit) is 0m.
3. Sound Level Values are measured at Noise Measuring chamber accordance with standard. Therefore, these values depend on the ambient conditions and values are normally higher in actual operation.
4. This product contains fluorinated greenhouse gases. (R32)

COMPACT INVERTER (R32)

CT18F / CT24F / UT30F / UT36F

UUA1 UL0 UUB1 U20 UUC1 U40

R32

LG participates in the ECP programme for EUROVENT AC program.
Check ongoing validity of certification
: www.eurovent-certification.com

COMBINATION				18	24	30	36
Capacity	Cooling	Min. / Rated / Max.	kW	1.8 / 5.0 / 5.5	2.7 / 6.8 / 7.5	3.0 / 7.5 / 8.3	3.8 / 9.5 / 10.8
	Heating	Min. / Rated / Max.	kW	2.1 / 5.2 / 5.7	3.0 / 7.5 / 8.6	3.2 / 7.9 / 8.7	4.3 / 10.8 / 11.7
Power Input (Set)	Cooling	Min. / Rated / Max.	kW	0.34 / 1.76 / 2.11	0.40 / 2.00 / 2.40	0.50 / 2.31 / 2.77	0.60 / 2.79 / 3.57
	Heating	Min. / Rated / Max.	kW	0.30 / 1.45 / 1.87	0.40 / 2.21 / 2.87	0.50 / 2.37 / 3.08	0.60 / 2.77 / 3.30
Running Current	Cooling	Rated	A	7.8	8.8	10.1	12.4
	Heating	Rated	A	6.4	9.6	10.4	12.3
EER / COP			kWh/kWh	2.85 / 3.60	3.40 / 3.39	3.25 / 3.34	3.40 / 3.90
SEER / SCOP			kWh/kWh	6.3 / 3.9	7.0 / 4.2	6.8 / 4.2	6.7 / 4.3
Pdesign	Cooling @ 35°C		kW	5	6.8	7.5	9.5
	Heating @ -10°C		kW	2.8	4.1	4.1	5.6
Seasonal Energy Label	Cooling / Heating		-	A++ / A	A++ / A+	A++ / A+	A++ / A+
Annual Energy Consumption	Cooling / Heating		kWh	278 / 1,005	340 / 1,367	386 / 1,367	496 / 1,823
Dehumidification Rate			l/h	1.8	2.6	3.1	2.5
ODU Sound Pressure Level	Cooling / Heating	Rated	dB(A)	49 / 52	48 / 53	50 / 54	54 / 56
ODU Sound Power Level	Cooling	Rated	dB(A)	65	65	67	70
Piping Connections	Liquid		mm (inch)	Ø6.35 (1/4)	Ø9.52 (3/8)	Ø9.52 (3/8)	Ø9.52 (3/8)
	Gas		mm (inch)	Ø9.52 (3/8)	Ø15.88 (5/8)	Ø15.88 (5/8)	Ø15.88 (5/8)
	Connections Method		-	Flared	Flared	Flared	Flared
Operation Range (Outdoor)	Cooling	Min. / Max.	°C	-10 / 50	-10 / 48	-10 / 48	-20 / 50
	Heating	Min. / Max.	°C	-10 / 18	-15 / 18	-15 / 18	-15 / 18
INDOOR				**CT18F NQ0**	**CT24F NB0**	**UT30F NB0**	**UT36F NA0**
Power Supply			Ø / V / Hz	1 / 220-240 / 50	1 / 220-240 / 50	1 / 220-240 / 50	1 / 220-240 / 50
Power Input (IDU)		H / M / L	W	30 / 26 / 22	36 / 26 / 21	40 / 33 / 26	60 / 50 / 45
Air Flow Rate		H / M / L	m³/min	13 / 12 / 11	18 / 15.5 / 14	19 / 17 / 15.5	27.5 / 25 / 22.5
Dimensions	Body	W x H x D	mm	570 x 256 x 570	840 x 204 x 840	840 x 204 x 840	840 x 288 x 840
Weight	Body		kg	13.9	21.1	21.1	25.3
Sound Pressure Level	Cooling	H / M / L	dB(A)	41 / 39 / 37	38 / 36 / 34	40 / 37 / 35	44 / 42 / 41
Sound Power Level	Cooling	Max.	dB(A)	57	53	57	61
Piping Connections	Drain	O.D. / I.D.	mm	Ø32.0 / 25.0	Ø32.0 / 25.0	Ø32.0 / 25.0	Ø32.0 / 25.0
Recommended Decoration Panel*	Model Name		-	PT-QAGW0	PT-AAGW0	PT-AAGW0	PT-AAGW0
	Color		-	White	White	White	White
	Dimensions	Body	mm	620 x 34 x 620	950 x 35 x 950	950 x 35 x 950	950 x 35 x 950
	Weight	Body	kg	3.0	7.1	7.1	7.1
OUTDOOR				**UUA1 UL0**	**UUB1 U20**		**UUC1 U40**
Power Supply			Ø / V / Hz	1 / 220-240 / 50	1 / 220-240 / 50		1 / 220-240 / 50
Circuit Breaker		Min.	A	15	20		25
Power Supply Cable (Included Earth)			No x mm³	3C x 1.5	3C x 2.5		3C x 2.5
Dimensions	Net	W x H x D	mm	770 x 545 x 288	870 x 650 x 330		950 x 834 x 330
Weight	Net		kg	33.3	44.5		57.7
Compressor	Type		-	Twin Rotary	Twin Rotary		Twin Rotary
Refrigerant	Type		-	R32	R32		R32
	GWP (Global Warming Potential)		-	675	675		675
	Precharged Amount		kg	1.0	1.2		1.9
	t-CO_2eq		-	0.675	0.81		1.283
	Additional Charge (After 7.5m)		g/m	20	40		40
Fan	Air Flow Rate	Rated	m³/min x No.	28 x 1	50 x 1		58 x 1
Total Piping Length		Min. / Max.	m	5 / 30	5 / 35		5 / 50
Piping Elevation	IDU - ODU	Max.	m	30	30		30

* Decoration panel can be selected as an optional accessory.
Note :
1. Due to our policy of innovation some specifications may be changed without notification.
2. Performances are based on the following conditions (It is accordance with EN14511)
   - Cooling : Indoor Ambient Temp 27°C DB / 19°C WB, Outdoor Ambient Temp 35°C DB / 24°C WB
   - Heating : Indoor Ambient Temp 20°C DB / 15°C WB, Outdoor Ambient Temp 7°C DB / 6°C WB
   - Interconnected Pipe is standard length and difference of Elevation (Outdoor – Indoor Unit) is 0m.
3. Sound Level Values are measured at Noise Measuring chamber accordance with standard. Therefore, these values depend on the ambient conditions and values are normally higher in actual operation.
4. This product contains fluorinated greenhouse gases. (R32)

Cassette Panel



Model Name

PT-AAGW0
PT-AFGW0
PT-QAGW0 (Mini 4 Way)

Key Features

Model	Dual Vane	Wi-Fi	Floor Temperature Sensor	Air Purification	Human Detection Sensor	Dust Sensor	Tact switch	Elevating Grille
PT-AAGW0	O	Optional	Optional	X	Optional	X	X	X
PT-AFGW0	O	Optional	Optional	Optional	Optional	O	O	X

Specification

Model	Suction Type	Color (RAL)	Gloss	Weight (kg)	Dimension (mm)		
					W	H	D
PT-AAGW0	Grid	White (RAL 9003)	-	7.1	950	35	950
PT-AFGW0	Grid	White (RAL 9003)	-	7.5	950	35	950
PT-QAGW0	Grid	White (RAL 9003)	-	3.0	620	34	620

Air Purification Kit

Model	Type	Image	Model Name	Dielectric Dust Collecting Filter	Photocatalytic Deodorizing Filter	HVPS	Ionizer
Air Purification Kit	4 Way		PTAHMP0	O	O	O	O

Cassette Cover

Cover in case of exposed cassette installation.

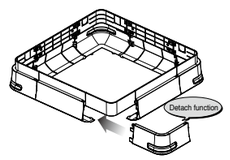

Model Name

PTDCQ / PTDCA*

* PTDCA suitable for Dual Vane 4 Way CST (840 x 840) will be available later.

Applied Products

4 Way Cassette (for chassis TQ, TR)

Key Features

- Specially designed for indoor unit
- Covers the side area of cassette
- Gives elegant looks
- Light weight

Specification

Model	Front Panel		Weight (kg)		Dimensions (mm)		
			NET	Gross	W	H	D
PTDCQ	PT-UQC	TR	5.0	7.2	907	907	268
		TQ	5.0	7.2	907	907	310

Included Parts

- Cover A, Cover B
- Cover C, Cover D
- Screws
- Installation Manualtte (for chassis TQ, TR)

Cover A (4 units)

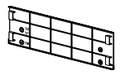
Cover B (4 units)

Screw (32 units)

Cover C (4 units)

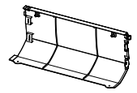
Cover D (4 units)

Installation Manual

ROUND CASSETTE

Slim and Compact Design

The LG Round Cassette's compact design makes the space look more spacious and secure.



※ Product : 11 / 13.4kW

Minimal Exposure Design

LG Round Cassette hides clunky parts into a smooth surface to provide harmony and aesthetic.

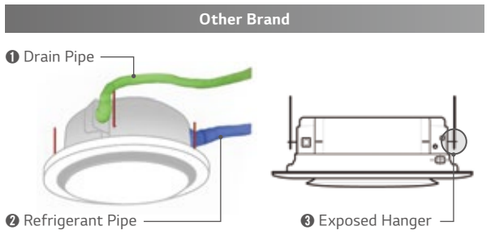

This air conditioning impresses with a sophisticated design and application concept that combines modern technology with a user-friendly operating comfort.

※ Red Dot Design Award : World's three major international design competitions, German Design Association (2019)
PIN UP Design Award : Korea Industrial Designers Association (Ministry of Trade, Industry and Energy) (2018)

6-Step Vane Control

Crystal vane allows for 6-step precision control for cool and warm airflow in every direction.



Perfect Round Airflow

Perfect round airflow without blind spots and 4 vanes can be controlled individually.



3 Way airflow with blind spot.

Perfect circular airflow without blind spots.

Quiet Operation

LG Round cassette makes the space quieter.

Sound Pressure

Normal communication
Noise level 50dB(A)

Library
Noise level 40dB(A)

Sound Power

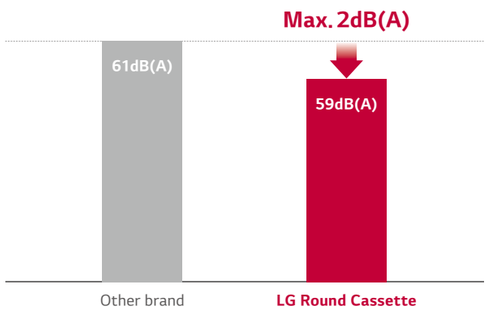

Sound power levels (cooling)_dB(A)

Other brand	LG Round Cassette
61	Max. 59

※ The value is based on the Sound pressure Level(Cooling), 11.0kW model

Faster in Cooling

Larger airflow rate, cooling rate is 30% faster the competition.

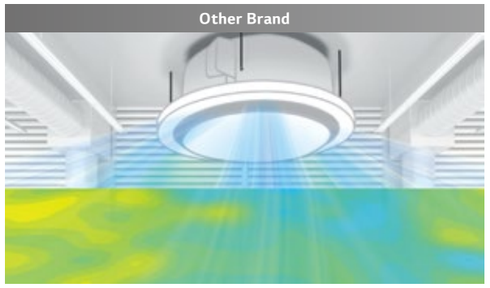

Set temperature reach time 18 minutes (Height 1.1m)

Set temperature reach time 12 minutes (Height 1.1m)

※ Based on test results from LG chamber, this image is designed to help customers understand.
Experimental environment : height 3.2m, cooling mode, high flow rate, horizontal air flow direction, initial temperature :33°C, setting temperature 26°C

Outside Control Box

The control box is located on the side for comfortable wiring and installation.

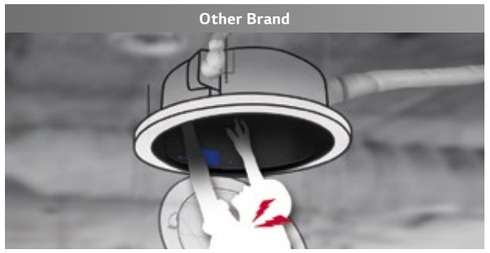

Inconvenient installation
Inside control box / hard to installation

Convenient installation
Outside control box / easy to installation

Embedded Humidity Sensor

Humidity sensor is included as standard, so comfort cooling function is possible without separate wired remote controller.



Simple Setting

❶ Press the 'Function' button repeatedly until 'comfort cooling icon' displayed

Function Button

Comfort Cooling Icon

❷ Press the 'Set' button

Set Button

STANDARD INVERTER (R32)

UT36F NY0 / UT48F NY0

UUD1 U30

R32

LG participates in the ECP programme for EUROVENT AC program.
Check ongoing validity of certification
: www.eurovent-certification.com

COMBINATION				36	48
Capacity	Cooling	Min. / Rated / Max.	kW	3.80 / 11.00 / 12.54	5.40 / 13.40 / 15.68
	Heating	Min. / Rated / Max.	kW	4.30 / 12.20 / 13.39	6.20 / 15.50 / 17.52
Power Input (Set)	Cooling	Min. / Rated / Max.	kW	0.50 / 3.06 / 3.98	0.90 / 4.39 / 5.71
	Heating	Min. / Rated / Max.	kW	0.50 / 3.13 / 4.26	0.90 / 4.56 / 5.56
Running Current	Cooling	Rated	A	10.10	19.50
	Heating	Rated	A	10.70	20.20
EER / COP			kWh/kWh	3.60 / 3.90	3.05 / 3.40
SEER / SCOP			kWh/kWh	6.80 / 4.30	6.50 / 4.30
P Design	Cooling @ 35°C		kW	11.0	13.4
	Heating @-10°C		kW	9.0	9.0
Seasonal Energy Label		Cooling / Heating	-	- / -	- / -
Annual Energy Consumption		Cooling / Heating	kWh	566 / 2,930	1,237 / 2,930
Dehumidification Rate			ℓ/h	4.27	5.65
ODU Sound Pressure Level	Cooling / Heating	Rated	dB(A)	50 / 50	52 / 53
ODU Sound Power Level	Cooling / Heating	Rated	dB(A)	66 / -	69 / 69
Piping Connections	Liquid	Outer Dia.	mm (inch)	Ø 9.52 (3/8)	Ø 9.52 (3/8)
	Gas	Outer Dia.	mm (inch)	Ø 15.88 (5/8)	Ø 15.88 (5/8)
	Connections Method		-	Flare	Flare
Operation Range (Outdoor)	Cooling	Min. / Max.	°C	-20 / 52	-20 / 52
	Heating	Min. / Max.	°C	-25 / 18	-25 / 18
INDOOR				**UT36F NY0**	**UT48F NY0**
Power Supply			Ø / V / Hz	1 / 220-240 / 50	1 / 220-240 / 50
Power Input (IDU)		H / M / L	W	90 / 66 / 48	125 / 90 / 66
Air Flow Rate		H / M / L	m³/min	25.0 / 21.0 / 19.0	29.0 / 25.0 / 21.0
Dimensions	Body	W x H x D	mm	1,050 x 330 x 1,050	1,050 x 330 x 1,050
Weight	Body		kg	30.0	30.0
Sound Pressure Level	Cooling	H / M / L	dB(A)	44.0 / 40.0 / 38.0	47.0 / 44.0 / 40.0
	Heating	H / M / L	dB(A)	47.0 / 43.0 / 40.0	49.0 / 46.0 / 42.0
Sound Power Level	Cooling	Rated	dB(A)	59	60
	Heating	Rated	dB(A)	-	62
Piping Connections	Drain Pipe	O.D. / I.D.	mm	Ø 32.0 / 25.0	Ø 32.0 / 25.0
OUTDOOR				**UUD1 U30**	
Power Supply			Ø / V / Hz	1 / 220-240 / 50	
Circuit Breaker		Min.	A	40	
Power Supply Cable (included Earth)			No. x mm²	3C x 6.0	
Dimensions	Net	W x H x D	mm	950 x 1,380 x 330	
Weight	Net		kg	85.0	
Compressor	Type		-	LG Inverter Scroll	
Refrigerant	Type		-	R32	
	GWP (Global Warming Potential)		-	675	
	Precharged Amount		kg	3.0	
	t-CO_2eq.		-	2.025	
	Additional Charging Volume		g/m	40	
Fan	Air Flow Rate	Rated	m³/min x No.	55 x 2	
Total Piping Length		Min. / Max.	m	5 / 85	
Piping Elevation	IDU-ODU	Max.	m	30	

STANDARD INVERTER (R32)

UT36F NY0 / UT48F NY0

UUD3 U30

3Phase

R32

LG participates in the ECP programme for EUROVENT AC program.
Check ongoing validity of certification
: www.eurovent-certification.com

COMBINATION				36	48
Capacity	Cooling	Min. / Rated / Max.	kW	3.80 / 11.00 / 12.54	5.40 / 13.40 / 15.68
	Heating	Min. / Rated / Max.	kW	4.30 / 12.20 / 13.39	6.20 / 15.50 / 17.52
Power Input (Set)	Cooling	Min. / Rated / Max.	kW	0.50 / 3.06 / 3.98	0.90 / 4.39 / 5.71
	Heating	Min. / Rated / Max.	kW	0.50 / 3.13 / 4.26	0.90 / 4.56 / 5.56
Running Current	Cooling	Rated	A	5.20	7.00
	Heating	Rated	A	5.30	7.30
EER / COP			kWh/kWh	3.60 / 3.90	3.05 / 3.40
SEER / SCOP			kWh/kWh	6.80 / 4.30	6.50 / 4.30
P Design	Cooling @ 35°C		kW	11.0	13.4
	Heating @-10°C		kW	9.0	9.0
Seasonal Energy Label		Cooling / Heating	-	- / -	- / -
Annual Energy Consumption		Cooling / Heating	kWh	566 / 2,931	1,237 / 2,931
Dehumidification Rate			ℓ/h	4.27	5.65
ODU Sound Pressure Level	Cooling / Heating	Rated	dB(A)	50 / 50	52 / 53
ODU Sound Power Level	Cooling / Heating	Rated	dB(A)	66 / -	69 / 69
Piping Connections	Liquid	Outer Dia.	mm (inch)	Ø 9.52 (3/8)	Ø 9.52 (3/8)
	Gas	Outer Dia.	mm (inch)	Ø 15.88 (5/8)	Ø 15.88 (5/8)
	Connections Method		-	Flare	Flare
Operation Range (Outdoor)	Cooling	Min. / Max.	°C	-20 / 52	-20 / 52
	Heating	Min. / Max.	°C	-25 / 18	-25 / 18
INDOOR				**UT36F NY0**	**UT48F NY0**
Power Supply			Ø / V / Hz	1 / 220-240 / 50	1 / 220-240 / 50
Power Input (IDU)		H / M / L	W	90 / 66 / 48	125 / 90 / 66
Air Flow Rate		H / M / L	m³/min	25.0 / 21.0 / 19.0	29.0 / 25.0 / 21.0
Dimensions	Body	W x H x D	mm	1,050 x 330 x 1,050	1,050 x 330 x 1,050
Weight	Body		kg	30.0	30.0
Sound Pressure Level	Cooling	H / M / L	dB(A)	44.0 / 40.0 / 38.0	47.0 / 44.0 / 40.0
	Heating	H / M / L	dB(A)	47.0 / 43.0 / 40.0	49.0 / 46.0 / 42.0
Sound Power Level	Cooling	Rated	dB(A)	59	60
	Heating	Rated	dB(A)	-	62
Piping Connections	Drain Pipe	O.D. / I.D.	mm	Ø 32.0 / 25.0	Ø 32.0 / 25.0
OUTDOOR				**UUD3 U30**	
Power Supply			Ø / V / Hz	3 / 380-415 / 50	
Circuit Breaker		Min.	A	20	
Power Supply Cable (included Earth)			No. x mm²	5C x 2.5	
Dimensions	Net	W x H x D	mm	950 x 1,380 x 330	
Weight	Net		kg	85.0	
Compressor	Type		-	LG Inverter Scroll	
Refrigerant	Type		-	R32	
	GWP (Global Warming Potential)		-	675	
	Precharged Amount		kg	3.0	
	t-CO_2eq.		-	2.025	
	Additional Charging Volume		g/m	40	
Fan	Air Flow Rate	Rated	m³/min x No.	55 x 2	
Total Piping Length		Min. / Max.	m	5 / 85	
Piping Elevation	IDU-ODU	Max.	m	30	

CEILING CONCEALED DUCT

External Static Pressure (ESP) Control

User has easy access to air volume selection via remote controller using the ESP control function. The BLDC motor can control fan speed and air volume. No additional accessories are necessary to control air flow.

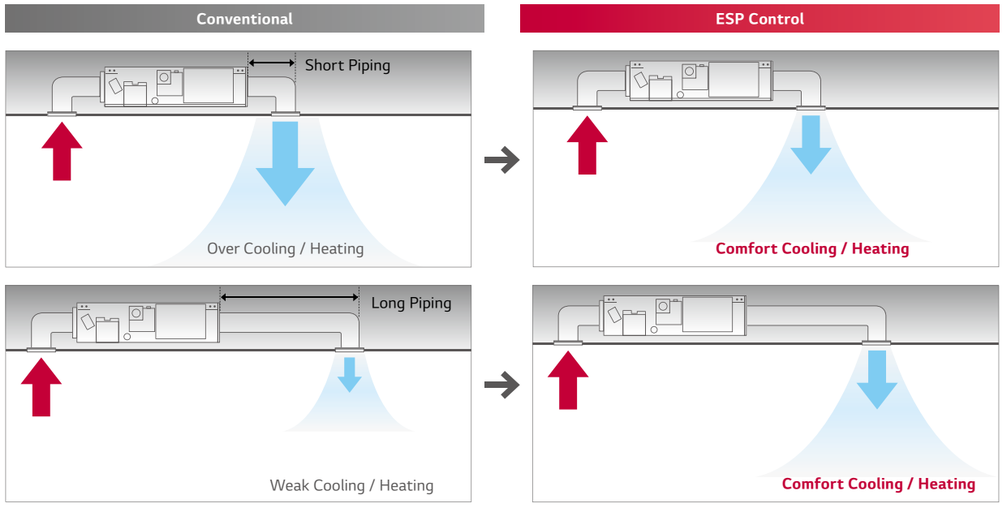

High Head Drain Pump

High head drain pump automatically drains water up to a height of 700mm of drain-head height. It provides the perfect solution for draining of water.

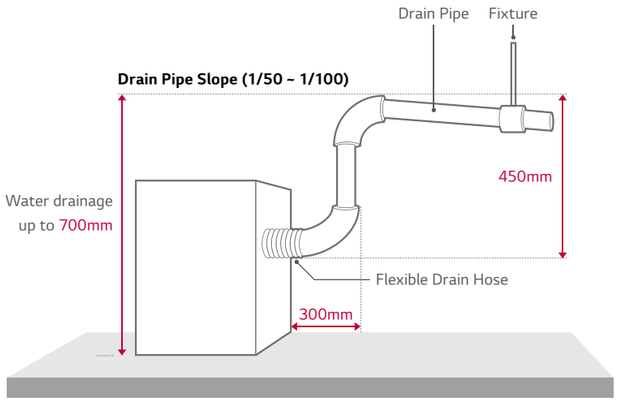

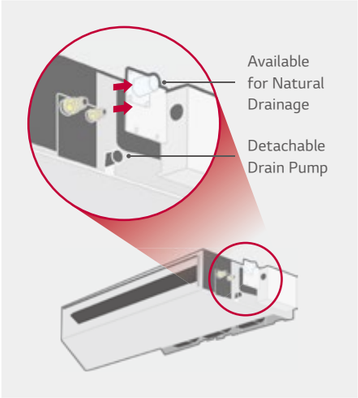

※ Standard Inverter : Accessory (ABDPG) / Low-Static Duct : Included
※ Required by option for Standard / Compact Inverter high static pressure models.

Two Thermistors Control

The indoor temperature can be checked using the thermistors in the remote controller as well as from the indoor unit. There may be a significant difference between ceiling and floor air temperature. Two thermistors can optimize indoor air temperature for a more comfortable environment.

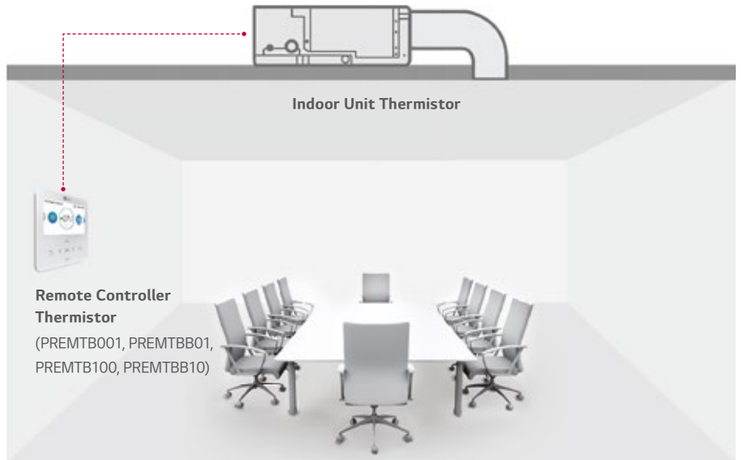

Compares temperatures sensed from different positions, and automatically selects the optimum temperature for users.

Operation for Multiple Rooms

Using a spiral duct (embedded or flexible type) and stream chamber, it is possible to operate cooling / heating for several rooms simultaneously. Also, zone control is available with zone controller accessory. (ABZCA)

Zone control features

- Controls different zones (Up to 4 zones) by external thermostat (AC 24V)
- Maintain proper air volume of each zone
- Auto variation of dampers
- Auto control of fan speed and On / Off operation

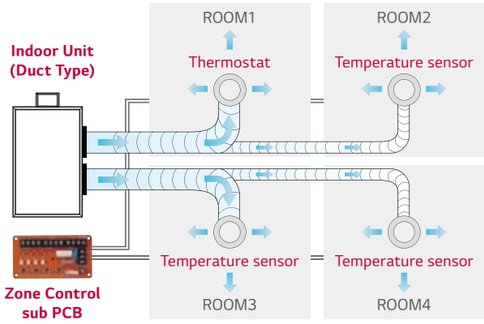

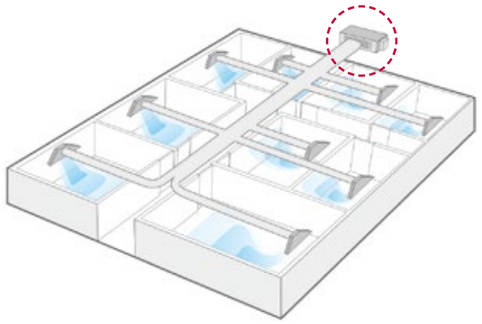

Minimized Height and Depth

New Low Static ducts provide ideal solution for installation in limited space.

Low Static Duct



※ CL09F N50, CL12F N50, CL18F N60, UL12FH N50 only

Depth

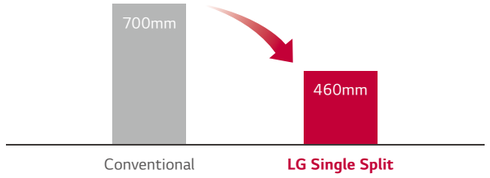

※ 2.5 / 3.4 / 5 kW

Wide Operation Range

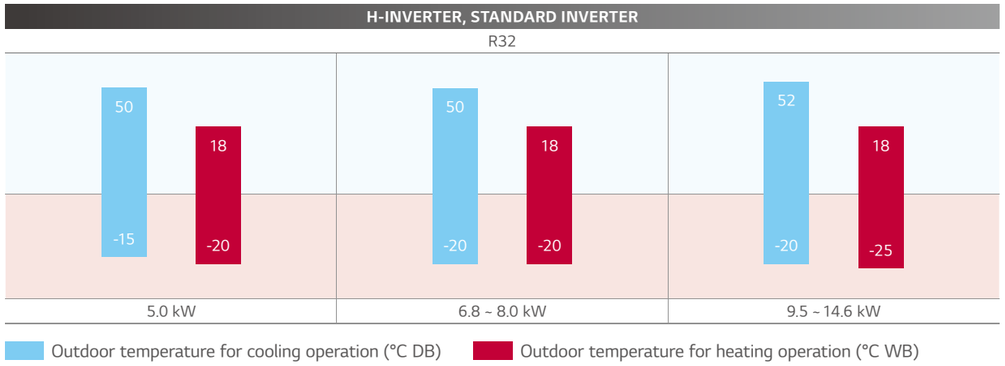

Easy Service & Maintenance

Users are not required to disassemble the whole panel for maintenance; since panel is divided into 2 components; one for heat exchanger and the other for fan / motor. The user can easily detach and re-attach the filter in the available limited space.

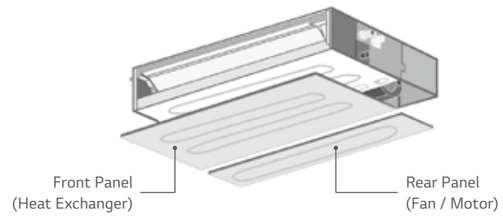

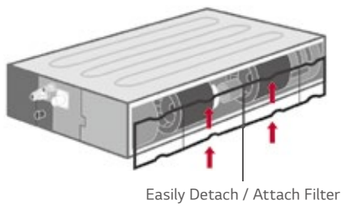

Quiet Operation (Low Static Pressure Model)

The noise level of low static ducts have been reduced, even though ESP has been increased.

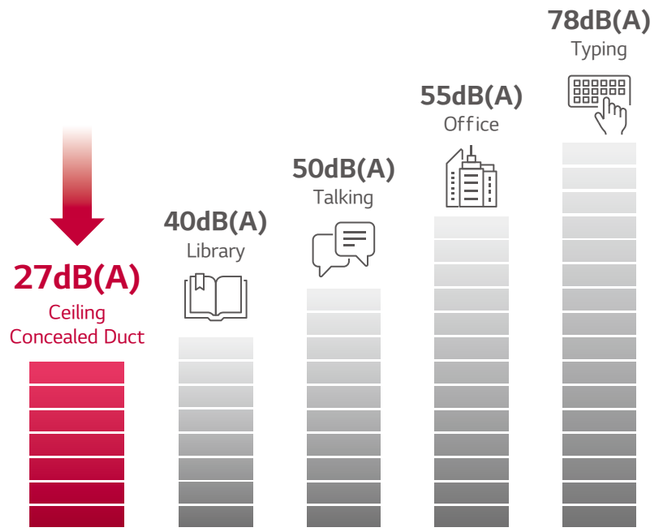

		CL09F N50	CL12F N50	CL18F N60	CL24F N30
Sound Pressure (High / Medium / Low)	dB(A)	35 / 30 / 27	35 / 30 / 27	34 / 31 / 29	39 / 35 / 32

Flexible Installation (Low Static Pressure Model)

Standard Inverter low static duct allows the air intake at the rear or bottom under installation condition.

Conventional

Air intake at the only rear

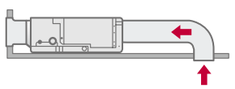

Low Static Duct

Air intake at the rear or bottom

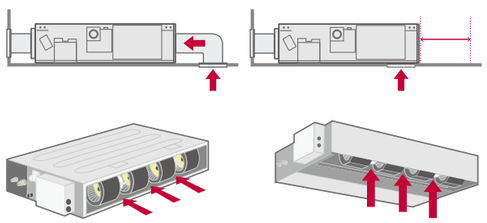

H-INVERTER (R32)

LOW STATIC PRESSURE - UL12FH / UL18FH

UUA1 UL0 UUB1 U20

R32

LG participates in the ECP programme for EUROVENT AC program.
Check ongoing validity of certification
: www.eurovent-certification.com

COMBINATION				12	18
Capacity	Cooling	Min. / Rated / Max.	kW	1.5 / 3.4 / 4.7	2.0 / 5.0 / 6.0
	Heating	Min. / Rated / Max.	kW	1.8 / 4.0 / 4.9	2.3 / 5.8 / 7.0
Power Input (Set)	Cooling	Min. / Rated / Max.	kW	0.33 / 1.05 / 1.84	0.30 / 1.39 / 1.88
	Heating	Min. / Rated / Max.	kW	0.33 / 1.08 / 1.63	0.30 / 1.56 / 2.12
Running Current	Cooling	Rated	A	4.7	7.6
	Heating	Rated	A	4.8	8.1
EER / COP			kWh / kWh	3.23 / 3.71	3.60 / 3.71
SEER / SCOP			kWh / kWh	6.1 / 4.0	6.5 / 4.1
Pdesign	Cooling @ 35°C		kW	3.4	5
	Heating @ -10°C		kW	2.9	4.1
Seasonal Energy Label	Cooling / Heating		-	A++ / A+	A++ / A+
Annual Energy Consumption	Cooling / Heating		kWh	195 / 1,015	269 / 1,400
Dehumidification Rate			l/h	0.8	2.6
ODU Sound Pressure Level	Cooling / Heating	Rated	dB(A)	49 / 52	47 / 52
ODU Sound Power Level	Cooling	Rated	dB(A)	65	63
Piping Connections	Liquid		mm (inch)	Ø6.35 (1/4)	Ø6.35 (1/4)
	Gas		mm (inch)	Ø9.52 (3/8)	Ø12.7 (1/2)
	Connections Method		-	Flared	Flared
Operation Range (Outdoor)	Cooling	Min. / Max.	°C	-15 / 50	-15 / 50
	Heating	Min. / Max.	°C	-20 / 18	-20 / 18
INDOOR				**UL12FH N50**	**UL18FH N30**
Power Supply			Ø / V / Hz	1 / 220-240 / 50	1 / 220-240 / 50
Power Input (IDU)		H / M / L	W	21 / 15 / 13	140 / 125 / 100
Air Flow Rate		H / M / L	m^3/min	11.5 / 9.5 / 8	18.5 / 15 / 11
Dimensions	Body	W x H x D	mm	900 x 190 x 460	1,100 x 190 x 700
Weight	Body		kg	18	26.0
Sound Pressure Level	Cooling	H / M / L	dB(A)	35 / 30 / 27	38 / 34 / 31
Sound Power Level	Cooling	Max	dB(A)	55	56
Piping Connections	Drain	O.D. / I.D.	mm	Ø32.0 / 26.0	Ø32.0 / 26.0
OUTDOOR				**UUA1 UL0**	**UUB1 U20**
Power Supply			Ø / V / Hz	1 / 220-240 / 50	1 / 220-240 / 50
Circuit Breaker		Min	A	15	20
Power Supply Cable (Included Earth)			No x mm^3	3C x 1.5	3C x 2.5
Dimensions	Net	W x H x D	mm	770 x 545 x 288	870 x 650 x 330
Weight	Net		kg	33.3	44.5
Compressor	Type		-	Twin Rotary	Twin Rotary
Refrigerant	Type		-	R32	R32
	GWP (Global Warming Potential)		-	675	675
	Precharged Amount		kg	1.0	1.2
	t-CO_2eq		-	0.675	0.81
	Additional Charge (After 7.5m)		g/m	20	20
Fan	Air Flow Rate	Rated	m^3/min x No.	28 x 1	50 x 1
Total Piping Length		Min. / Max.	m	5 / 30	5 / 30
Piping Elevation	IDU - ODU	Max	m	30	30

H-INVERTER (R32)

MID STATIC PRESSURE
- UM12FH / UM18FH / UM24FH / UM30FH

UUA1 UL0 UUB1 U20 UUC1 U40

R32

LG participates in the ECP programme for EUROVENT AC program.
Check ongoing validity of certification
: www.eurovent-certification.com

COMBINATION				12	18	24	30
Capacity	Cooling	Min. / Rated / Max.	kW	1.6 / 3.5 / 5.1	2.0 / 5.0 / 6.0	2.7 / 6.8 / 8.3	3.1 / 7.8 / 9.3
	Heating	Min. / Rated / Max.	kW	1.6 / 4.0 / 5.8	2.3 / 5.8 / 7.0	3.0 / 7.5 / 9.4	3.6 / 9.0 / 10.7
Power Input (Set)	Cooling	Min. / Rated / Max.	kW	0.32 / 1.03 / 1.93	0.30 / 1.26 / 1.70	0.40 / 1.84 / 2.56	0.50 / 2.25 / 2.99
	Heating	Min. / Rated / Max.	kW	0.32 / 0.98 / 1.85	0.30 / 1.49 / 2.01	0.40 / 1.75 / 2.52	0.50 / 2.27 / 3.11
Running Current	Cooling	Rated	A	4.6	7.3	8.2	10.0
	Heating	Rated	A	4.3	7.8	7.8	10.1
EER / COP			kWh / kWh	3.40 / 4.10	3.96 / 3.89	3.70 / 4.28	3.51 / 3.97
SEER / SCOP			kWh / kWh	6.1 / 3.9	6.6 / 4.2	6.8 / 4.3	6.6 / 4.3
Pdesign	Cooling @ 35°C		kW	3.5	5	6.8	7.8
	Heating @ -10°C		kW	2.8	4.4	5.4	5.4
Seasonal Energy Label	Cooling / Heating		-	A++ / A	A++ / A+	A++ / A+	A++ / A+
Annual Energy Consumption	Cooling / Heating		kWh	201 / 1,005	265 / 1,467	350 / 1,758	419 / 1,758
Dehumidification Rate			l/h	0.4	1.3	1.2	2.2
ODU Sound Pressure Level	Cooling / Heating	Rated	dB(A)	49 / 52	47 / 52	48 / 52	50 / 52
ODU Sound Power Level	Cooling	Rated	dB(A)	65	63	65	68
Piping Connections	Liquid		mm (inch)	Ø6.35 (1/4)	Ø6.35 (1/4)	Ø9.52 (3/8)	Ø9.52 (3/8)
	Gas		mm (inch)	Ø9.52 (3/8)	Ø12.7 (1/2)	Ø15.88 (5/8)	Ø15.88 (5/8)
	Connections Method		-	Flared	Flared	Flared	Flared
Operation Range (Outdoor)	Cooling	Min. / Max.	°C	-15 ~ 50	-15 ~ 50	-20 ~ 50	-20 ~ 50
	Heating	Min. / Max.	°C	-20 ~ 18	-20 ~ 18	-20 ~ 18	-20 ~ 18
INDOOR				**UM12FH N10**	**UM18FH N10**	**UM24FH N20**	**UM30FH N20**
Power Supply			Ø / V / Hz	1 / 220-240 / 50	1 / 220-240 / 50	1 / 220-240 / 50	1 / 220-240 / 50
Power Input (IDU)		H / M / L	W	150 / 130 / 110	180 / 150 / 130	134 / 101 / 80	134 / 101 / 80
Air Flow Rate		H / M / L	m^3/min	16.5 / 14.5 / 13	17.5 / 16 / 14	28 / 24 / 21	28 / 24 / 21
Dimensions	Body	W x H x D	mm	900 x 270 x 700	900 x 270 x 700	1,250 x 270 x 700	1,250 x 270 x 700
Weight	Body		kg	25.4	27.0	39.3	39.3
Sound Pressure Level	Cooling	H / M / L	dB(A)	34 / 32 / 30	35 / 34 / 32	34 / 33 / 32	34 / 33 / 32
Sound Power Level	Cooling	Max.	dB(A)	56	60	59	59
Piping Connections	Drain (Natural Drainage)	O.D. / I.D.	mm	Ø25.4 / 19.4	Ø25.4 / 19.4	Ø25.4 / 19.4	Ø25.4 / 19.4
	Drain (Using Drain Pump)	O.D. / I.D.	mm	Ø32.0 / 26.0	Ø32.0 / 26.0	Ø32.0 / 26.0	Ø32.0 / 26.0
OUTDOOR				**UUA1 UL0**	**UUB1 U20**	**UUC1 U40**	
Power Supply			Ø / V / Hz	1 / 220-240 / 50	1 / 220-240 / 50	1 / 220-240 / 50	
Circuit Breaker		Min.	A	15	20	25	
Power Supply Cable (Included Earth)			No x mm^3	3C x 1.5	3C x 2.5	3C x 2.5	
Dimensions	Net	W x H x D	mm	770 x 545 x 288	870 x 650 x 330	950 x 834 x 330	
Weight	Net		kg	33.3	44.5	57.7	
Compressor	Type		-	Twin Rotary	Twin Rotary	Twin Rotary	
Refrigerant	Type		-	R32	R32	R32	
	GWP (Global Warming Potential)		-	675	675	675	
	Precharged Amount		kg	1.0	1.2	1.9	
	t-CO_2eq		-	0.675	0.81	1.283	
	Additional Charge (After 7.5m)		g/m	20	20	40	
Fan	Air Flow Rate	Rated	m^3/min x No.	28 x 1	50 x 1	58 x 1	
Total Piping Length		Min. / Max.	m	5 / 30	5 / 30	5 / 50	
Piping Elevation	IDU - ODU	Max.	m	30	30	30	

H-INVERTER (R32)

MID STATIC PRESSURE
- UM36FH / UM42FH / UM48FH

UUD1 U30

R32

LG participates in the ECP programme for EUROVENT AC program.
Check ongoing validity of certification
: www.eurovent-certification.com

COMBINATION				36	42	48
Capacity	Cooling	Min. / Rated / Max.	kW	3.8 / 9.5 / 12.8	4.8 / 12.0 / 14.4	5.4 / 13.4 / 16.1
	Heating	Min. / Rated / Max.	kW	4.3 / 10.8 / 13.7	5.4 / 13.5 / 16.2	6.2 / 15.5 / 17.8
Power Input (Set)	Cooling	Min. / Rated / Max.	kW	0.50 / 2.26 / 3.39	0.70 / 3.38 / 4.56	0.80 / 4.12 / 5.56
	Heating	Min. / Rated / Max.	kW	0.50 / 2.57 / 3.60	0.70 / 3.51 / 4.56	0.80 / 4.18 / 5.24
Running Current	Cooling	Rated	A	10.0	14.9	18.1
	Heating	Rated	A	11.3	15.3	18.4
EER / COP			kWh / kWh	4.20 / 4.20	3.55 / 3.85	3.25 / 3.71
SEER / SCOP			kWh / kWh	6.4 / 4.2	6.2 / 4.1	6.1 / 4.1
Pdesign	Cooling @ 35°C		kW	9.5	12	13.4
	Heating @ -10°C		kW	9.5	9.5	9.5
Seasonal Energy Label	Cooling / Heating		-	A++ / A+	A++ / A+	-
Annual Energy Consumption	Cooling / Heating		kWh	520 / 3,167	677 / 3,244	1,318 / 3,244
Dehumidification Rate			l/h	2.0	4.2	4.8
ODU Sound Pressure Level	Cooling / Heating	Rated	dB(A)	50 / 50	51 / 52	52 / 53
ODU Sound Power Level	Cooling	Rated	dB(A)	66	69	69
Piping Connections	Liquid		mm (inch)	Ø9.52 (3/8)	Ø9.52 (3/8)	Ø9.52 (3/8)
	Gas		mm (inch)	Ø15.88 (5/8)	Ø15.88 (5/8)	Ø15.88 (5/8)
	Connections Method		-	Flared	Flared	Flared
Operation Range (Outdoor)	Cooling	Min. / Max.	°C	-20 ~ 52	-20 ~ 52	-20 ~ 52
	Heating	Min. / Max.	°C	-25 ~ 18	-25 ~ 18	-25 ~ 18
INDOOR				**UM36FH N30**	**UM42FH N30**	**UM48FH N30**
Power Supply			Ø / V / Hz	1 / 220-240 / 50	1 / 220-240 / 50	1 / 220-240 / 50
Power Input (IDU)		H / M / L	W	242 / 159 / 124	242 / 159 / 124	242 / 159 / 124
Air Flow Rate		H / M / L	m^3/min	40 / 34 / 28	40 / 34 / 28	40 / 34 / 28
Dimensions	Body	W x H x D	mm	1,250 x 360 x 700	1,250 x 360 x 700	1,250 x 360 x 700
Weight	Body		kg	44.3	44.3	44.3
Sound Pressure Level	Cooling	H / M / L	dB(A)	39 / 38 / 36	39 / 38 / 36	39 / 38 / 36
Sound Power Level	Cooling	Max.	dB(A)	65	65	65
Piping Connections	Drain (Natural Drainage)	O.D. / I.D.	mm	Ø25.4 / 19.4	Ø25.4 / 19.4	Ø25.4 / 19.4
	Drain (Using Drain Pump)	O.D. / I.D.	mm	Ø32.0 / 26.0	Ø32.0 / 26.0	Ø32.0 / 26.0
OUTDOOR				**UUD1 U30**		
Power Supply			Ø / V / Hz	1 / 220-240 / 50		
Circuit Breaker		Min.	A	40		
Power Supply Cable (Included Earth)			No x mm^3	3C x 6.0		
Dimensions	Net	W x H x D	mm	950 x 1,380 x 330		
Weight	Net		kg	85.0		
Compressor	Type		-	Inverter Scroll		
Refrigerant	Type		-	R32		
	GWP (Global Warming Potential)		-	675		
	Precharged Amount		kg	3.0		
	t-CO_2eq		-	2.025		
	Additional Charge (After 7.5m)		g/m	40		
Fan	Air Flow Rate	Rated	m^3/min x No.	55 x 2		
Total Piping Length		Min. / Max.	m	5 / 85		
Piping Elevation	IDU - ODU	Max.	m	30		

H-INVERTER (R32)

MID STATIC PRESSURE
- UM36FH / UM42FH / UM48FH

UUD3 U30

LG participates in the ECP programme for EUROVENT AC program.
Check ongoing validity of certification
: www.eurovent-certification.com

COMBINATION				36	42	48
Capacity	Cooling	Min. / Rated / Max.	kW	3.8 ~ 9.5 ~ 12.8	4.8 ~ 12.0 ~ 14.4	5.4 ~ 13.4 ~ 16.1
	Heating	Min. / Rated / Max.	kW	4.3 ~ 10.8 ~ 13.7	5.4 ~ 13.5 ~ 16.2	6.2 ~ 15.5 ~ 17.8
Power Input (Set)	Cooling	Min. / Rated / Max.	kW	0.50 ~ 2.26 ~ 3.39	0.70 ~ 3.38 ~ 4.56	0.80 ~ 4.12 ~ 5.56
	Heating	Min. / Rated / Max.	kW	0.50 ~ 2.57~ 3.60	0.70 ~ 3.51 ~ 4.56	0.80 ~ 4.18 ~ 5.24
Running Current	Cooling	Rated	A	3.8	5.3	6.5
	Heating	Rated	A	4.1	5.5	6.5
EER / COP			kWh / kWh	4.20 / 4.20	3.55 / 3.85	3.25 / 3.71
SEER / SCOP			kWh / kWh	6.4 / 4.2	6.2 / 4.1	6.1 / 4.1
Pdesign	Cooling @ 35°C		kW	9.5	12	13.4
	Heating @ -10°C		kW	9.5	9.5	9.5
Seasonal Energy Label	Cooling / Heating		-	A++ / A+	A++ / A+	-
Annual Energy Consumption	Cooling / Heating		kWh	520 / 3,167	677 / 3,244	1,318 / 3,244
Dehumidification Rate			l/h	2.0	4.2	4.8
ODU Sound Pressure Level	Cooling / Heating	Rated	dB(A)	50 / 50	51 / 52	52 / 53
ODU Sound Power Level	Cooling	Rated	dB(A)	66	69	69
Piping Connections	Liquid		mm (inch)	Ø9.52 (3/8)	Ø9.52 (3/8)	Ø9.52 (3/8)
	Gas		mm (inch)	Ø15.88 (5/8)	Ø15.88 (5/8)	Ø15.88 (5/8)
	Connections Method		-	Flared	Flared	Flared
Operation Range (Outdoor)	Cooling	Min. / Max.	°C	-20 / 52	-20 / 52	-20 / 52
	Heating	Min. / Max.	°C	-25 / 18	-25 / 18	-25 / 18
INDOOR				**UM36FH N30**	**UM42FH N30**	**UM48FH N30**
Power Supply			Ø / V / Hz	1 / 220-240 / 50	1 / 220-240 / 50	1 / 220-240 / 50
Power Input (IDU)		H / M / L	W	242 / 159 / 124	242 / 159 / 124	242 / 159 / 124
Air Flow Rate		H / M / L	m^3/min	40 / 34 / 28	40 / 34 / 28	40 / 34 / 28
Dimensions	Body	W x H x D	mm	1,250 x 360 x 700	1,250 x 360 x 700	1,250 x 360 x 700
Weight	Body		kg	44.3	44.3	44.3
Sound Pressure Level	Cooling	H / M / L	dB(A)	39 / 38 / 36	39 / 38 / 36	39 / 38 / 36
Sound Power Level	Cooling	Max.	dB(A)	65	65	65
Piping Connections	Drain (Natural Drainage)	O.D. / I.D.	mm	Ø25.4 / 19.4	Ø25.4 / 19.4	Ø25.4 / 19.4
	Drain (Using Drain Pump)	O.D. / I.D.	mm	Ø32.0 / 26.0	Ø32.0 / 26.0	Ø32.0 / 26.0
OUTDOOR				**UUD3 U30**		
Power Supply			Ø / V / Hz	3 / 380-415 / 50		
Circuit Breaker		Min.	A	20		
Power Supply Cable (Included Earth)			No x mm^3	5C x 2.5		
Dimensions	Net	W x H x D	mm	950 x 1,380 x 330		
Weight	Net		kg	85.0		
Compressor	Type		-	Inverter Scroll		
Refrigerant	Type		-	R32		
	GWP (Global Warming Potential)		-	675		
	Precharged Amount		kg	3.0		
	t-CO_2eq		-	2.025		
	Additional Charge (After 7.5m)		g/m	40		
Fan	Air Flow Rate	Rated	m^3/min x No.	55 x 2		
Total Piping Length		Min. / Max.	m	5 / 85		
Piping Elevation	IDU - ODU	Max.	m	30		

STANDARD INVERTER (R32)

LOW STATIC PRESSURE
- CL09F / CL12F / CL18F / CL24F

UUA1 UL0 UUB1 U20 UUC1 U40

LG participates in the ECP programme for EUROVENT AC program.
Check ongoing validity of certification
: www.eurovent-certification.com

COMBINATION				9	12	18	24
Capacity	Cooling	Min. / Rated / Max.	kW	1.5 / 2.5 / 3.2	1.5 / 3.4 / 4.7	2.0 / 5.0 / 5.8	2.7 / 6.8 / 7.8
	Heating	Min. / Rated / Max.	kW	1.8 / 3.2 / 4.0	1.8 / 4.0 / 4.9	2.3 / 5.8 / 6.7	3.0 / 7.5 / 9.0
Power Input (Set)	Cooling	Min. / Rated / Max.	kW	0.30 / 0.67 / 0.93	0.33 / 1.05 / 1.84	0.3 / 1.35 / 1.89	0.4 / 2.03 / 2.84
	Heating	Min. / Rated / Max.	kW	0.38 / 0.75 / 1.63	0.33 / 1.08 / 1.63	0.4 / 1.77 / 2.48	0.4 / 2.13 / 3.30
Running Current	Cooling	Rated	A	3.0	4.7	7.5	9.0
	Heating	Rated	A	3.3	4.8	8.3	9.4
EER / COP			kWh / kWh	3.80 / 4.30	3.23 / 3.71	3.71 / 3.28	3.35 / 3.52
SEER / SCOP			kWh / kWh	6.1 / 4.0	5.6 / 3.8	6.1 / 3.9	6.2 / 3.9
Pdesign	Cooling @ 35°C		kW	2.5	3.4	5	6.8
	Heating @ -10°C		kW	2.9	2.9	4.1	5.4
Seasonal Energy Label	Cooling / Heating		-	A++ / A+	A+ / A	A++ / A	A++ / A
Annual Energy Consumption	Cooling / Heating		kWh	143 / 1,015	213 / 1,068	287 / 1,472	384 / 1,938
Dehumidification Rate			l/h	0.2	0.8	1.6	2.5
ODU Sound Pressure Level	Cooling / Heating	Rated	dB(A)	49 / 52	49 / 52	47 / 52	48 / 52
ODU Sound Power Level	Cooling	Rated	dB(A)	65	65	63	65
Piping Connections	Liquid		mm (inch)	Ø6.35 (1/4)	Ø6.35 (1/4)	Ø6.35 (1/4)	Ø9.52 (3/8)
	Gas		mm (inch)	Ø9.52 (3/8)	Ø9.52 (3/8)	Ø12.7 (1/2)	Ø15.88 (5/8)
	Connections Method		-	Flared	Flared	Flared	Flared
Operation Range (Outdoor)	Cooling	Min. / Max.	°C	-15 / 50	-15 / 50	-15 / 50	-20 / 50
	Heating	Min. / Max.	°C	-20 / 18	-20 / 18	-20 / 18	-20 / 18
INDOOR				**CL09F N50**	**CL12F N50**	**CL18F N60**	**CL24F N30**
Power Supply			Ø / V / Hz	1 / 220-240 / 50	1 / 220-240 / 50	1 / 220-240 / 50	1 / 220-240 / 50
Power Input (IDU)		H / M / L	W	21 / 15 / 13	21 / 15 / 13	100 / 90 / 80	150 / 130 / 110
Air Flow Rate		H / M / L	m^3/min	11.5 / 9.5 / 8	11.5 / 9.5 / 8	15 / 12 / 10	20 / 16 / 12
Dimensions	Body	W x H x D	mm	900 x 190 x 460	900 x 190 x 460	1,100 x 190 x 460	1,100 x 190 x 700
Weight	Body		kg	18.0	18.0	20.9	26.0
Sound Pressure Level	Cooling	H / M / L	dB(A)	35 / 30 / 27	35 / 30 / 27	34 / 31 / 29	39 / 35 / 32
Sound Power Level	Cooling	Max.	dB(A)	55	55	56	58
Piping Connections	Drain	O.D. / I.D.	mm	Ø32.0 / 26.0	Ø32.0 / 26.0	Ø32.0 / 26.0	Ø32.0 / 26.0
OUTDOOR				**UUA1 UL0**		**UUB1 U20**	**UUC1 U40**
Power Supply			Ø / V / Hz	1 / 220-240 / 50		1 / 220-240 / 50	1 / 220-240 / 50
Circuit Breaker		Min.	A	15		20	25
Power Supply Cable (Included Earth)			No x mm^3	3C x 1.5		3C x 2.5	3C x 2.5
Dimensions	Net	W x H x D	mm	770 x 545 x 288		870 x 650 x 330	950 x 834 x 330
Weight	Net		kg	33.3		44.5	57.7
Compressor	Type		-	Twin Rotary		Twin Rotary	Twin Rotary
Refrigerant	Type		-	R32		R32	R32
	GWP (Global Warming Potential)		-	675		675	675
	Precharged Amount		kg	1.0		1.2	1.9
	t-CO_2eq		-	0.675		0.81	1.283
	Additional Charge (After 7.5m)		g/m	20		20	40
Fan	Air Flow Rate	Rated	m^3/min x No.	28 x 1		50 x 1	58 x 1
Total Piping Length		Min. / Max.	m	5 / 30		5 / 30	5 / 50
Piping Elevation	IDU - ODU	Max.	m	30		30	30

STANDARD INVERTER (R32)

MID STATIC PRESSURE
- CM18F / CM24F / UM30F

UUB1 U20 UUC1 U40

LG participates in the ECP programme for EUROVENT AC program.
Check ongoing validity of certification
: www.eurovent-certification.com

COMBINATION				18	24	30
Capacity	Cooling	Min. / Rated / Max.	kW	2.0 / 5.0 / 5.8	2.7 / 6.8 / 8.0	3.1 / 7.8 / 9.0
	Heating	Min. / Rated / Max.	kW	2.3 / 5.8 / 6.7	3.0 / 7.5 / 9.0	3.6 / 9.0 / 10.1
Power Input (Set)	Cooling	Min. / Rated / Max.	kW	0.30 / 1.33 / 1.86	0.40 / 1.95 / 2.69	0.40 / 2.23 / 3.03
	Heating	Min. / Rated / Max.	kW	0.40 / 1.76 / 2.46	0.50 / 2.27 / 3.29	0.50 / 2.64 / 3.33
Running Current	Cooling	Rated	A	7.4	8.7	9.9
	Heating	Rated	A	8.3	10.1	11.7
EER / COP			kWh / kWh	3.75 / 3.30	3.49 / 3.31	3.50 / 3.41
SEER / SCOP			kWh / kWh	6.4 / 4.1	6.6 / 3.9	6.1 / 4.0
Pdesign	Cooling @ 35°C		kW	5	6.8	7.8
	Heating @ -10°C		kW	4.1	5.4	5.4
Seasonal Energy Label	Cooling / Heating		-	A++ / A+	A++ / A	A++ / A+
Annual Energy Consumption	Cooling / Heating		kWh	273 / 1,400	361 / 1,938	448 / 1,890
Dehumidification Rate			l/h	1.2	2.6	2.4
ODU Sound Pressure Level	Cooling / Heating	Rated	dB(A)	47 / 52	48 / 52	50 / 52
ODU Sound Power Level	Cooling	Rated	dB(A)	63	65	68
Piping Connections	Liquid		mm (inch)	Ø6.35 (1/4)	Ø9.52 (3/8)	Ø9.52 (3/8)
	Gas		mm (inch)	Ø12.7 (1/2)	Ø15.88 (5/8)	Ø15.88 (5/8)
	Connections Method		-	Flared	Flared	Flared
Operation Range (Outdoor)	Cooling	Min. / Max.	°C	-15 / 50	-20 / 50	-20 / 50
	Heating	Min. / Max.	°C	-20 / 18	-20 / 18	-20 / 18
INDOOR				**CM18F N10**	**CM24F N10**	**UM30F N10**
Power Supply			Ø / V / Hz	1 / 220-240 / 50	1 / 220-240 / 50	1 / 220-240 / 50
Power Input (IDU)		H / M / L	W	150 / 130 / 110	180 / 150 / 130	220 / 200 / 180
Air Flow Rate		H / M / L	m^3/min	16.5 / 14.5 / 13	18 / 16.5 / 14.5	22 / 20 / 18
Dimensions	Body	W x H x D	mm	900 x 270 x 700	900 x 270 x 700	900 x 270 x 700
Weight	Body		kg	24.6	24.6	26.2
Sound Pressure Level	Cooling	H / M / L	dB(A)	34 / 32 / 30	35 / 34 / 32	37 / 35 / 34
Sound Power Level	Cooling	Max.	dB(A)	59	60	62
Piping Connections	Drain (Natural Drainage)	O.D. / I.D.	mm	Ø25.4 / 19.4	Ø25.4 / 19.4	Ø25.4 / 19.4
	Drain (Using Drain Pump)	O.D. / I.D.	mm	Ø32.0 / 26.0	Ø32.0 / 26.0	Ø32.0 / 26.0
OUTDOOR				**UUB1 U20**	**UUC1 U40**	
Power Supply			Ø / V / Hz	1 / 220-240 / 50	1 / 220-240 / 50	
Circuit Breaker		Min.	A	20	25	
Power Supply Cable (Included Earth)			No x mm^3	3C x 2.5	3C x 2.5	
Dimensions	Net	W x H x D	mm	870 x 650 x 330	950 x 834 x 330	
Weight	Net		kg	44.5	57.7	
Compressor	Type		-	Twin Rotary	Twin Rotary	
Refrigerant	Type		-	R32	R32	
	GWP (Global Warming Potential)		-	675	675	
	Precharged Amount		kg	1.2	1.9	
	t-CO_2eq		-	0.81	1.283	
	Additional Charge (After 7.5m)		g/m	20	40	
Fan	Air Flow Rate	Rated	m^3/min x No.	50 x 1	58 x 1	
Total Piping Length		Min. / Max.	m	5 / 30	5 / 50	
Piping Elevation	IDU - ODU	Max.	m	30	30	

STANDARD INVERTER (R32)

MID STATIC PRESSURE
- UM36F / UM42F / UM48F / UM60F

UUD1 U30

LG participates in the ECP programme for EUROVENT AC program.
Check ongoing validity of certification
: www.eurovent-certification.com

COMBINATION				36	42	48	60
Capacity	Cooling	Min. / Rated / Max.	kW	3.8 / 9.5 / 12.5	4.8 / 12.0 / 14.0	5.4 / 13.4 / 15.7	5.8 / 14.6 / 15.8
	Heating	Min. / Rated / Max.	kW	4.3 / 10.8 / 13.4	5.4 / 13.5 / 15.8	6.2 / 15.5 / 17.5	6.7 / 16.8 / 18.1
Power Input (Set)	Cooling	Min. / Rated / Max.	kW	0.50 / 2.50 / 3.80	0.70 / 3.48 / 4.52	0.90 / 4.32 / 5.62	1.00 / 4.95 / 5.54
	Heating	Min. / Rated / Max.	kW	0.60 / 2.77 / 3.77	0.80 / 3.74 / 4.86	0.90 / 4.31 / 5.26	0.90 / 4.60 / 5.29
Running Current	Cooling	Rated	A	11.1	15.3	19.0	21.6
	Heating	Rated	A	12.6	16.4	18.4	20.4
EER / COP			kWh / kWh	3.80 / 3.90	3.45 / 3.61	3.10 / 3.60	2.95 / 3.65
SEER / SCOP			kWh / kWh	5.80 / 3.90	5.60 / 3.90	5.80 / 4.00	5.60 / 4.00
Pdesign	Cooling @ 35°C		kW	9.5	12.0	13.4	14.6
	Heating @ -10°C		kW	9.5	9.5	9.5	9.5
Seasonal Energy Label	Cooling / Heating		-	A+ / A	A+ / A	- / -	- / -
Annual Energy Consumption	Cooling / Heating		kWh	573 / 3,410	750 / 3,410	1,386 / 3,325	1,564 / 3,325
Dehumidification Rate			l/h	2.9	4.4	4.8	4.7
ODU Sound Pressure Level	Cooling / Heating	Rated	dB(A)	50 / 50	51 / 52	52 / 53	54 / 54
ODU Sound Power Level	Cooling	Rated	dB(A)	66	69	69	71
Piping Connections	Liquid		mm (inch)	Ø9.52 (3/8)	Ø9.52 (3/8)	Ø9.52 (3/8)	Ø9.52 (3/8)
	Gas		mm (inch)	Ø15.88 (5/8)	Ø15.88 (5/8)	Ø15.88 (5/8)	Ø15.88 (5/8)
	Connections Method		-	Flared	Flared	Flared	Flared
Operation Range (Outdoor)	Cooling	Min. / Max.	°C	-20 / 52	-20 / 52	-20 / 52	-20 / 52
	Heating	Min. / Max.	°C	-25 / 18	-25 / 18	-25 / 18	-25 / 18
INDOOR				**UM36F N20**	**UM42F N20**	**UM48F N30**	**UM60F N30**
Power Supply			Ø / V / Hz	1 / 220-240 / 50	1 / 220-240 / 50	1 / 220-240 / 50	1 / 220-240 / 50
Power Input (IDU)		H / M / L	W	183 / 134 / 101	266 / 200 / 145	242 / 159 / 124	342 / 287 / 242
Air Flow Rate		H / M / L	m^3/min	32 / 28 / 24	38 / 33 / 28	40 / 34 / 28	50 / 45 / 40
Dimensions	Body	W x H x D	mm	1,250 x 270 x 700	1,250 x 270 x 700	1,250 x 360 x 700	1,250 x 360 x 700
Weight	Body		kg	38.5	38.5	43.5	43.5
Sound Pressure Level	Cooling	H / M / L	dB(A)	36 / 34 / 33	38 / 36 / 34	39 / 38 / 36	42 / 40 / 39
Sound Power Level	Cooling	Max.	dB(A)	60	62	65	66
Piping Connections	Drain (Natural Drainage)	O.D. / I.D.	mm	Ø25.4 / 19.4	Ø25.4 / 19.4	Ø25.4 / 19.4	Ø25.4 / 19.4
	Drain (Using Drain Pump)	O.D. / I.D.	mm	Ø32.0 / 26.0	Ø32.0 / 26.0	Ø32.0 / 26.0	Ø32.0 / 26.0
OUTDOOR				**UUD1 U30**			
Power Supply			Ø / V / Hz	1 / 220-240 / 50			
Circuit Breaker		Min.	A	40			
Power Supply Cable (Included Earth)			No x mm^3	3C x 6.0			
Dimensions	Net	W x H x D	mm	950 x 1,380 x 330			
Weight	Net		kg	85			
Compressor	Type		-	Inverter Scroll			
Refrigerant	Type		-	R32			
	GWP (Global Warming Potential)		-	675			
	Precharged Amount		kg	3.0			
	t-CO_2eq		-	2.025			
	Additional Charge (After 7.5m)		g/m	40			
Fan	Air Flow Rate	Rated	m^3/min x No.	55 x 2			
Total Piping Length		Min. / Max.	m	5 / 85			
Piping Elevation	IDU - ODU	Max.	m	30			

STANDARD INVERTER (R32)

MID STATIC PRESSURE
- UM 36F / UM42F / UM48F / UM60F

UUD3 U30

LG participates in the ECP programme for EUROVENT AC program.
Check ongoing validity of certification
: www.eurovent-certification.com

COMBINATION				36	42	48	60
Capacity	Cooling	Min. / Rated / Max.	kW	3.8 / 9.5 / 12.5	4.8 / 12.0 / 14.0	5.4 / 13.4 / 15.7	5.8 / 14.6 / 15.8
	Heating	Min. / Rated / Max.	kW	4.3 / 10.8 / 13.4	5.4 / 13.5 / 15.8	6.2 / 15.5 / 17.5	6.7 / 16.8 / 18.1
Power Input (Set)	Cooling	Min. / Rated / Max.	kW	0.50 / 2.50 / 3.80	0.70 / 3.48 / 4.52	0.90 / 4.32 / 5.62	1.00 / 4.95 / 5.54
	Heating	Min. / Rated / Max.	kW	0.60 / 2.77 / 3.77	0.80 / 3.74 / 4.86	0.90 / 4.31 / 5.26	0.90 / 4.60 / 5.29
Running Current	Cooling	Rated	A	4.0	5.5	6.8	7.7
	Heating	Rated	A	4.5	5.9	6.5	7.2
EER / COP			kWh / kWh	3.80 / 3.90	3.45 / 3.61	3.10 / 3.60	2.95 / 3.65
SEER / SCOP			kWh / kWh	5.8 / 3.9	5.6 / 3.9	5.8 / 4.0	5.6 / 4.0
Pdesign	Cooling @ 35°C		kW	9.5	12	13.4	14.6
	Heating @ -10°C		kW	9.5	9.5	9.5	9.5
Seasonal Energy Label	Cooling / Heating		-	A+ / A	A+ / A	- / -	- / -
Annual Energy Consumption	Cooling / Heating		kWh	573 / 3,410	750 / 3,410	1,386 / 3,325	1,564 / 3,325
Dehumidification Rate			l/h	2.9	4.4	4.8	4.7
ODU Sound Pressure Level	Cooling / Heating	Rated	dB(A)	50 / 50	51 / 52	52 / 53	54 / 54
ODU Sound Power Level	Cooling	Rated	dB(A)	66	69	69	71
Piping Connections	Liquid		mm (inch)	Ø9.52 (3/8)	Ø9.52 (3/8)	Ø9.52 (3/8)	Ø9.52 (3/8)
	Gas		mm (inch)	Ø15.88 (5/8)	Ø15.88 (5/8)	Ø15.88 (5/8)	Ø15.88 (5/8)
	Connections Method		-	Flared	Flared	Flared	Flared
Operation Range (Outdoor)	Cooling	Min. / Max.	°C	-20 / 52	-20 / 52	-20 / 52	-20 / 52
	Heating	Min. / Max.	°C	-25 / 18	-25 / 18	-25 / 18	-25 / 18
INDOOR				**UM36F N20**	**UM42F N20**	**UM48F N30**	**UM60F N30**
Power Supply			Ø / V / Hz	1 / 220-240 / 50	1 / 220-240 / 50	1 / 220-240 / 50	1 / 220-240 / 50
Power Input (IDU)		H / M / L	W	183 / 134 / 101	266 / 200 / 145	242 / 159 / 124	342 / 287 / 242
Air Flow Rate		H / M / L	m^3/min	32 / 28 / 24	38 / 33 / 28	40 / 34 / 28	50 / 45 / 40
Dimensions	Body	W x H x D	mm	1,250 x 270 x 700	1,250 x 270 x 700	1,250 x 360 x 700	1,250 x 360 x 700
Weight	Body		kg	38.5	38.5	43.5	43.5
Sound Pressure Level	Cooling	H / M / L	dB(A)	36 / 34 / 33	38 / 36 / 34	39 / 38 / 36	42 / 40 / 39
Sound Power Level	Cooling	Max.	dB(A)	60	62	65	66
Piping Connections	Drain (Natural Drainage)	O.D. / I.D.	mm	Ø25.4 / 19.4	Ø25.4 / 19.4	Ø25.4 / 19.4	Ø25.4 / 19.4
	Drain (Using Drain Pump)	O.D. / I.D.	mm	Ø32.0 / 26.0	Ø32.0 / 26.0	Ø32.0 / 26.0	Ø32.0 / 26.0
OUTDOOR				**UUD3 U30**			
Power Supply			Ø / V / Hz	3 / 380-415 / 50			
Circuit Breaker		Min.	A	20			
Power Supply Cable (Included Earth)			No x mm^3	5C x 2.5			
Dimensions	Net	W x H x D	mm	950 x 1,380 x 330			
Weight	Net		kg	85			
Compressor	Type		-	Inverter Scroll			
Refrigerant	Type		-	R32			
	GWP (Global Warming Potential)		-	675			
	Precharged Amount		kg	3.0			
	t-CO_2eq		-	2.025			
	Additional Charge (After 7.5m)		g/m	40			
Fan	Air Flow Rate	Rated	m^3/min x No.	55 x 2			
Total Piping Length		Min. / Max.	m	5 / 85			
Piping Elevation	IDU - ODU	Max.	m	30			

COMPACT INVERTER (R32)

LOW STATIC PRESSURE
- CL18F / CL24F

UUA1 UL0 UUB1 U20

LG participates in the ECP programme for EUROVENT AC program.
Check ongoing validity of certification
: www.eurovent-certification.com

COMBINATION				18	24
Capacity	Cooling	Min. / Rated / Max.	kW	1.8 / 4.7 / 5.1	2.7 / 6.8 / 7.5
	Heating	Min. / Rated / Max.	kW	2.1 / 5.2 / 5.7	3.0 / 7.5 / 8.6
Power Input (Set)	Cooling	Min. / Rated / Max.	kW	0.34 / 1.62 / 1.99	0.40 / 2.12 / 2.54
	Heating	Min. / Rated / Max.	kW	0.30 / 1.53 / 1.99	0.50 / 2.41 / 3.13
Running Current	Cooling	Rated	A	7.2	9.3
	Heating	Rated	A	6.8	10.5
EER / COP			kWh / kWh	2.90 / 3.40	3.21 / 3.11
SEER / SCOP			kWh / kWh	5.1 / 3.8	6.0 / 4.1
Pdesign	Cooling @ 35°C		kW	4.7	6.8
	Heating @ -10°C		kW	2.7	4.2
Seasonal Energy Label	Cooling / Heating		-	A / A	A+ / A+
Annual Energy Consumption	Cooling / Heating		kWh	323 / 995	397 / 1,434
Dehumidification Rate			l/h	1.5	2.4
ODU Sound Pressure Level	Cooling / Heating	Rated	dB(A)	49 / 52	48 / 53
ODU Sound Power Level	Cooling	Rated	dB(A)	65	65
Piping Connections	Liquid		mm (inch)	Ø6.35 (1/4)	Ø9.52 (3/8)
	Gas		mm (inch)	Ø12.7 (1/2)	Ø15.88 (5/8)
	Connections Method		-	Flared	Flared
Operation Range (Outdoor)	Cooling	Min. / Max.	°C	-10 / 50	-10 / 48
	Heating	Min. / Max.	°C	-10 / 18	-15 / 18
INDOOR				**CL18F N60**	**CL24F N30**
Power Supply			Ø / V / Hz	1 / 220-240 / 50	1 / 220-240 / 50
Power Input (IDU)		H / M / L	W	100 / 90 / 80	150 / 130 / 110
Air Flow Rate		H / M / L	m^3/min	15 / 12 / 10	20 / 16 / 12
Dimensions	Body	W x H x D	mm	1,100 x 190 x 460	1,100 x 190 x 700
Weight	Body		kg	20.9	26
Sound Pressure Level	Cooling	H / M / L	dB(A)	34 / 31 / 29	39 / 35 / 32
Sound Power Level	Cooling	Max.	dB(A)	56	58
Piping Connections	Drain	O.D. / I.D.	mm	Ø32.0 / 26.0	Ø32.0 / 26.0
OUTDOOR				**UUA1 UL0**	**UUB1 U20**
Power Supply			Ø / V / Hz	1 / 220-240 / 50	1 / 220-240 / 50
Circuit Breaker		Min.	A	15	20
Power Supply Cable (Included Earth)			No x mm^3	3C x 1.5	3C x 2.5
Dimensions	Net	W x H x D	mm	770 x 545 x 288	870 x 650 x 330
Weight	Net		kg	33.3	44.5
Compressor	Type		-	Twin Rotary	Twin Rotary
Refrigerant	Type		-	R32	R32
	GWP (Global Warming Potential)		-	675	675
	Precharged Amount		kg	1.0	1.2
	t-CO_2eq		-	0.675	0.81
	Additional Charge (After 7.5m)		g/m	20	40
Fan	Air Flow Rate	Rated	m^3/min x No.	28 x 1	50 x 1
Total Piping Length		Min. / Max.	m	5 / 30	5 / 35
Piping Elevation	IDU - ODU	Max	m	30	30

COMPACT INVERTER (R32)

MID STATIC PRESSURE
- CM18F / CM24F / UM30F / UM36F

UUA1 UL0 UUB1 U20 UUC1 U40

LG participates in the ECP programme for EUROVENT AC program.
Check ongoing validity of certification
: www.eurovent-certification.com

COMBINATION				18	24	30	36
Capacity	Cooling	Min. / Rated / Max.	kW	1.8 / 5.0 / 5.6	2.7 / 6.8 / 7.5	3.0 / 7.5 / 8.3	3.8 / 9.5 / 10.5
	Heating	Min. / Rated / Max.	kW	2.2 / 5.5 / 6.7	3.0 / 7.4 / 8.5	3.2 / 8.0 / 8.8	4.3 / 10.8 / 11.5
Power Input (Set)	Cooling	Min. / Rated / Max.	kW	0.35 / 1.67 / 1.92	0.50 / 2.34 / 2.81	0.50 / 2.57 / 3.08	0.60 / 3.16 / 3.86
	Heating	Min. / Rated / Max.	kW	0.32 / 1.58 / 1.77	0.40 / 2.17 / 2.82	0.50 / 2.25 / 2.93	0.60 / 3.03 / 3.48
Running Current	Cooling	Rated	A	7.4	10.3	11.0	14.0
	Heating	Rated	A	7.0	9.7	9.7	13.4
EER / COP			kWh / kWh	3.00 / 3.50	2.91 / 3.41	2.92 / 3.56	3.01 / 3.57
SEER / SCOP			kWh / kWh	6.1 / 3.8	5.8 / 4.1	5.6 / 3.9	5.9 / 4.0
Pdesign	Cooling @ 35°C		kW	5	6.8	7.5	9.5
	Heating @ -10°C		kW	2.8	4.1	4.3	5.5
Seasonal Energy Label	Cooling / Heating		-	A++ / A	A+ / A+	A+ / A	A+ / A+
Annual Energy Consumption	Cooling / Heating		kWh	287 / 1,032	410 / 1,400	469 / 1,544	564 / 1,924
Dehumidification Rate			l/h	1.2	2.5	2.6	3.2
ODU Sound Pressure Level	Cooling / Heating	Rated	dB(A)	49 / 52	48 / 53	50 / 54	54 / 56
ODU Sound Power Level	Cooling	Rated	dB(A)	65	65	67	70
Piping Connections	Liquid		mm (inch)	Ø6.35 (1/4)	Ø9.52 (3/8)	Ø9.52 (3/8)	Ø9.52 (3/8)
	Gas		mm (inch)	Ø12.7 (1/2)	Ø15.88 (5/8)	Ø15.88 (5/8)	Ø15.88 (5/8)
	Connections Method		-	Flared	Flared	Flared	Flared
Operation Range (Outdoor)	Cooling	Min. / Max.	°C	-10 / 50	-10 / 48	-10 / 48	-20 / 50
	Heating	Min. / Max.	°C	-10 / 18	-15 / 18	-15 / 18	-15 / 18
INDOOR				**CM18F N10**	**CM24F N10**	**UM30F N10**	**UM36F N20**
Power Supply			Ø / V / Hz	1 / 220-240 / 50	1 / 220-240 / 50	1 / 220-240 / 50	1 / 220-240 / 50
Power Input (IDU)		H / M / L	W	150 / 130 / 110	180 / 150 / 130	220 / 200 / 180	183 / 134 / 101
Air Flow Rate		H / M / L	m³/min	16.5 / 14.5 / 13	18 / 16.5 / 14.5	22 / 20 / 18	32 / 28 / 24
Dimensions	Body	W x H x D	mm	900 x 270 x 700	900 x 270 x 700	900 x 270 x 700	1,250 x 270 x 700
Weight	Body		kg	24.6	24.6	26.2	38.5
Sound Pressure Level	Cooling	H / M / L	dB(A)	34 / 32 / 30	35 / 34 / 32	37 / 35 / 34	36 / 34 / 33
Sound Power Level	Cooling	Max.	dB(A)	59	60	62	60
Piping Connections	Drain (Natural Drainage)	O.D. / I.D.	mm	Ø25.4 / 19.4	Ø25.4 / 19.4	Ø25.4 / 19.4	Ø25.4 / 19.4
	Drain (Using Drain Pump)	O.D. / I.D.	mm	Ø32.0 / 26.0	Ø32.0 / 26.0	Ø32.0 / 26.0	Ø32.0 / 26.0
OUTDOOR				**UUA1 UL0**	**UUB1 U20**		**UUC1 U40**
Power Supply			Ø / V / Hz	1 / 220-240 / 50	1 / 220-240 / 50		1 / 220-240 / 50
Circuit Breaker		Min.	A	15	20		25
Power Supply Cable (Included Earth)			No x mm³	3C x 1.5	3C x 2.5		3C x 2.5
Dimensions	Net	W x H x D	mm	770 x 545 x 288	870 x 650 x 330		950 x 834 x 330
Weight	Net		kg	33.3	44.5		57.7
Compressor	Type		-	Twin Rotary	Twin Rotary		Twin Rotary
Refrigerant	Type		-	R32	R32		R32
	GWP (Global Warming Potential)		-	675	675		675
	Precharged Amount		kg	1	1.2		1.9
	t-CO_2eq		-	0.675	0.81		1.283
	Additional Charge (After 7.5m)		g/m	20	40		40
Fan	Air Flow Rate	Rated	m³/min x No.	28 x 1	50 x 1		58 x 1
Total Piping Length		Min. / Max.	m	5 / 30	5 / 35		5 / 50
Piping Elevation	IDU - ODU	Max.	m	30	30		30

STANDARD INVERTER (R410A)

HIGH STATIC PRESSURE
- UB70 / UB85

UU70W UU85W

LG participates in the ECP programme for EUROVENT AC program.
Check ongoing validity of certification
: www.eurovent-certification.com

INDOOR				UB70 N94	UB85 N94
Capacity	Cooling	Min. / Nom. / Max.	kW	7.6 / 19.0 / 20.9	9.2 / 23.0 / 25.3
	Heating	Min. / Nom. / Max.	kW	9.0 / 22.4 / 24.6	10.8 / 27.0 / 29.7
Low Temperature Capacity	Heating -7°C	Max.	kW	18.0	24.0
Power Input (Set)	Cooling	Nom.	kW	6.69	8.19
	Heating	Nom.	kW	6.4	8.31
Power Input (Indoor)		Min. / Max. (Nom ESP)	W	550 / 760	610 / 920
Running Current	Cooling / Heating	Nom.	A	11.5 / 10.7	13.5 / 13.6
Power Supply			Ø / V / Hz	1 / 220-240 / 50	1 / 220-240 / 50
EER				2.84	2.81
COP				3.50	3.25
SEER				4.90	4.80
SCOP				3.53	3.51
Pdesign (@ -10°C)			kW	13.4	18.5
Seasonal Energy Label	Cooling / Heating			-	-
Annual Energy Consumption	Cooling / Heating		kWh	-	-
Piping Connection	Liquid		mm (inch)	Ø9.52 (3/8)	Ø12.7 (1/2)
	Gas		mm (inch)	Ø25.4 (1/1)	Ø22.2 (7/8)
	Drain	O.D. / I.D.	mm	32 / 25	32 / 25
Air Flow Rate		High / Medium / Low	m³/min	70.0 / 65.0 / 60.0	80.0 / 72.0 / 64.0
Sound Pressure	Cooling	High / Medium / Low	dB(A)	43 / 41 / 40	43 / 41 / 40
Sound Power	Cooling	Max.	dB(A)	73	75
Dehumidification Rate			l/h	1.81 (4.2)	5.14 (11.9)
Dimensions	Body	W x H x D	mm	1,563 x 460 x 688	1,563 x 460 x 688
Net Weight	Body		kg	90.0	90.0
External Static Pressure		Min. / Max.	mmAq(Pa)	6 / 25 (60 / 250)	6 / 25 (60 / 250)
OUTDOOR				**UU70W U34**	**UU85W U74**
Compressor	Type			Hermetically Sealed Scroll	Hermetically Sealed Scroll
Airflow Rate		Nom.	m³/min	110	190
Sound Pressure	Cooling	Nom.	dB(A)	55	59
	Heating	Nom.	dB(A)	58	60
Sound Power	Cooling	Max.	dB(A)	75	75
Dimensions	W x H x D		mm	950 x 1,380 x 330	1,090 x 1,625 x 380
Net Weight			kg	110	144.0
Refrigerant	Type		-	R410A	R410A
	Charge		g	5,200	5,500
	Additional Charge		g/m	70	70
	GWP		-	2087.5	2087.5
	TCO2eq		-	10.9	11.5
Operation Range (Outdoor)	Cooling	Min. / Max.	°C DB	-20 / 48	-20 / 48
	Heating	Min. / Max.	°C WB	-18 / 18	-18 / 18
Power Supply			Ø / V / Hz	3 / 380-415 / 50	3 / 380-415 / 50
Power Supply Cable			No. x mm²	5C x 2.5	5C x 2.5
Transmission Cable			No. x mm²	4C x 1.0	4C x 1.0
Circuit Breaker			A	30	30
Piping Length Total		Min. / Max.	m	5 / 75	5 / 75
Piping Elevation Difference	IDU - ODU	Max.	m	30	30
Piping Connection	Liquid		mm (inch)	Ø9.53 (3/8)	Ø12.7 (1.2)
	Gas		mm (inch)	Ø25.4 (1/1)	Ø22.2 (7/8)

Note :
1. Due to our policy of innovation some specifications may be changed without notification.
2. Performances are based on the following conditions (It is accordance with EN14511)
   - Cooling : Indoor Ambient Temp 27°C DB / 19°C WB, Outdoor Ambient Temp 35°C DB / 24°C WB
   - Heating : Indoor Ambient Temp 20°C DB / 15°C WB, Outdoor Ambient Temp 7°C DB / 6°C WB
   - Interconnected Pipe is standard length and difference of Elevation (Outdoor ~ Indoor Unit) is 0m.
3. Sound Level Values are measured at Noise Measuring chamber accordance with standard. Therefore, these values depend on the ambient conditions and values are normally higher in actual operation.
4. This product contains fluorinated greenhouse gases. (R410A)

CEILING CONCEALED DUCT

CEILING SUSPENDED

Differentiated Design

Modern elegant design with V-shape and black vane is appropriate for any commercial space. It received iF Design Award.

Powerful Cooling & Heating

High ceiling mode provides powerful cooling and heating up to 4.2m in height from floor, 15m away from ceiling.

Airflow path and improved heat exchanger's performance.

Outlet Space

Conventional

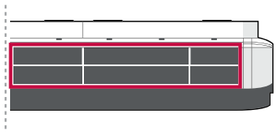

Current

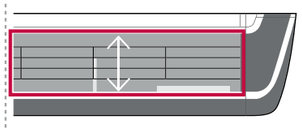

115% ENLARGED

Optimized the Airflow Path

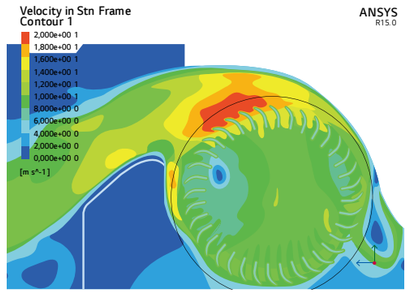

105% IMPROVED

One Touch & 2 Piece Filter

Easy in / out filter structure as well as a simplified two-piece filter, which slides out for easy cleaning and maintenance.

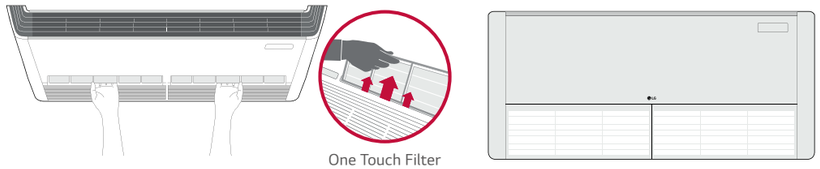

Two Thermistors Control

Users can purchase a wired remote controller that includes a second thermistor, allowing for temperature checks from multiple locations.

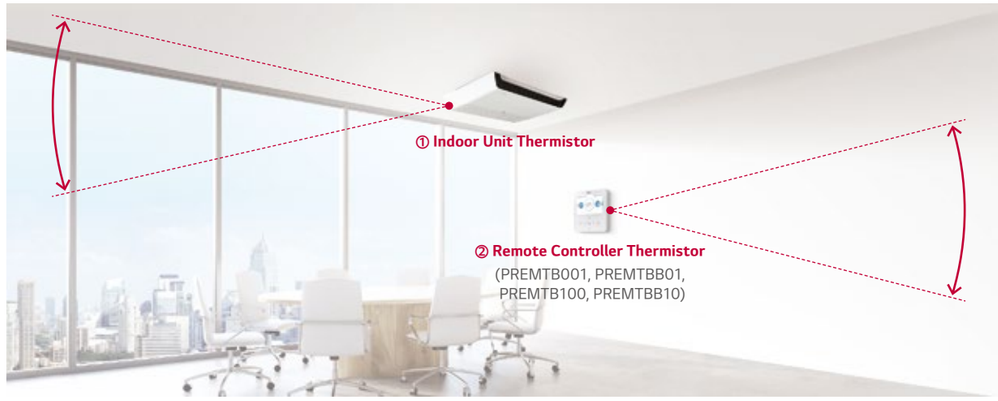

Installation

Installation speed and ease is improved by reducing the total number of screws used and placing the screws on the easily accessible front panel.

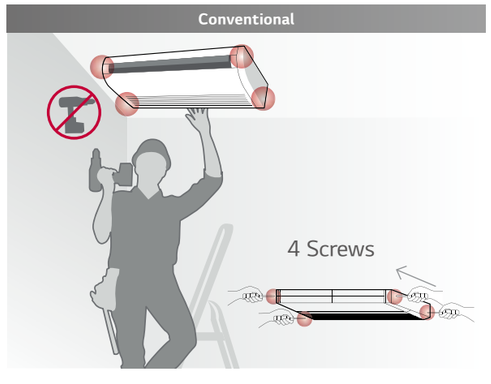

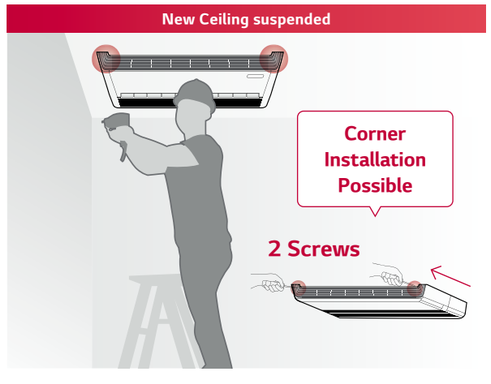

H-INVERTER (R32)

UV18FH / UV24FH / UV30FH

UUB1 U20 UUC1 U40

LG participates in the ECP programme for EUROVENT AC program.
Check ongoing validity of certification
: www.eurovent-certification.com

COMBINATION				18	24	30
Capacity	Cooling	Min. / Rated / Max.	kW	2.0 / 5.0 / 6.0	2.7 / 6.8 / 8.3	3.2 / 8.0 / 9.5
	Heating	Min. / Rated / Max.	kW	2.3 / 5.8 / 7.0	3.0 / 7.5 / 9.4	3.6 / 8.9 / 10.6
Power Input (Set)	Cooling	Min. / Rated / Max.	kW	0.30 / 1.28 / 1.73	0.40 / 1.80 / 2.50	0.50 / 2.35 / 3.13
	Heating	Min. / Rated / Max.	kW	0.30 / 1.56 / 2.13	0.40 / 1.82 / 2.62	0.50 / 2.39 / 3.27
Running Current	Cooling	Rated	A	7.3	8	10.4
	Heating	Rated	A	8	8.1	10.6
EER / COP			kWh / kWh	3.90 / 3.71	3.77 / 4.11	3.41 / 3.72
SEER / SCOP			kWh / kWh	7.6 / 4.4	7.9 / 4.6	7.2 / 4.6
Pdesign	Cooling @ 35°C		kW	5	6.8	8
	Heating @ -10°C		kW	4.3	5.4	5.4
Seasonal Energy Label	Cooling / Heating		-	A++ / A+	A++ / A++	A++ / A++
Annual Energy Consumption	Cooling / Heating		kWh	230 / 1,368	301 / 1,644	389 / 1,644
Dehumidification Rate			l/h	1.9	2.0	2.8
ODU Sound Pressure Level	Cooling / Heating	Rated	dB(A)	47 / 52	48 / 52	50 / 52
ODU Sound Power Level	Cooling	Rated	dB(A)	63	65	68
Piping Connections	Liquid		mm (inch)	Ø6.35 (1/4)	Ø9.52 (3/8)	Ø9.52 (3/8)
	Gas		mm (inch)	Ø12.7 (1/2)	Ø15.88 (5/8)	Ø15.88 (5/8)
	Connections Method		-	Flared	Flared	Flared
Operation Range (Outdoor)	Cooling	Min. / Max.	°C	-15 / 50	-20 / 50	-20 / 50
	Heating	Min. / Max.	°C	-20 / 18	-20 / 18	-20 / 18
INDOOR				**UV18FH N10**	**UV24FH N20**	**UV30FH N20**
Power Supply			Ø / V / Hz	1 / 220-240 / 50	1 / 220-240 / 50	1 / 220-240 / 50
Power Input (IDU)		H / M / L	W	17 / 15 / 13	35 / 32 / 27	35 / 32 / 27
Air Flow Rate		H / M / L	m³/min	12.5 / 11 / 10	23 / 21 / 19	23 / 21 / 19
Dimensions	Body	W x H x D	mm	1,200 x 235 x 690	1,600 x 235 x 690	1,600 x 235 x 690
Weight	Body		kg	28.7	37.4	37.4
Sound Pressure Level	Cooling	H / M / L	dB (A)	41 / 39 / 38	43 / 42 / 40	43 / 42 / 40
Sound Power Level	Cooling	Max.	dB (A)	55	60	60
Piping Connections	Drain (Natural Drainage)	O.D. / I.D.	mm	Ø25.0 / 20.5	Ø25.0 / 20.5	Ø25.0 / 20.5
	Drain (Using Drain Pump)	O.D. / I.D.	mm	Ø32.0 / 26.0	Ø32.0 / 26.0	Ø32.0 / 26.0
OUTDOOR				**UUB1 U20**	**UUC1 U40**	
Power Supply			Ø / V / Hz	1 / 220-240 / 50	1 / 220-240 / 50	
Circuit Breaker		Min.	A	20	25	
Power Supply Cable (Included Earth)			No x mm³	3C x 2.5	3C x 2.5	
Dimensions	Net	W x H x D	mm	870 x 650 x 330	950 x 834 x 330	
Weight	Net		kg	44.5	57.7	
Compressor	Type		-	Twin Rotary	Twin Rotary	
Refrigerant	Type		-	R32	R32	
	GWP (Global Warming Potential)		-	675	675	
	Precharged Amount		kg	1.2	1.9	
	t-CO_2eq		-	0.81	1.283	
	Additional Charge (After 7.5m)		g/m	20	40	
Fan	Air Flow Rate	Rated	m³/min x No.	50 x 1	58 x 1	
Total Piping Length		Min. / Max.	m	5 / 30	5 / 50	
Piping Elevation	IDU - ODU	Max.	m	30	30	

Note :
1. Due to our policy of innovation some specifications may be changed without notification.
2. Performances are based on the following conditions (It is accordance with EN14511)
   - Cooling : Indoor Ambient Temp 27°C DB / 19°C WB, Outdoor Ambient Temp 35°C DB / 24°C WB
   - Heating : Indoor Ambient Temp 20°C DB / 15°C WB, Outdoor Ambient Temp 7°C DB / 6°C WB
   - Interconnected Pipe is standard length and difference of Elevation (Outdoor ~ Indoor Unit) is 0m.
3. Sound Level Values are measured at Noise Measuring chamber accordance with standard. Therefore, these values depend on the ambient conditions and values are normally higher in actual operation.
4. This product contains fluorinated greenhouse gases. (R32)

H-INVERTER (R32)

UV36FH / UV42FH

UUD1 U30

R32

LG participates in the ECP programme for EUROVENT AC program.
Check ongoing validity of certification
: www.eurovent-certification.com

COMBINATION				36	42
Capacity	Cooling	Min. / Rated / Max.	kW	3.8 / 9.5 / 12.8	4.8 / 12.1 / 14.5
	Heating	Min. / Rated / Max.	kW	4.3 / 10.8 / 13.7	5.4 / 13.5 / 16.2
Power Input (Set)	Cooling	Min. / Rated / Max.	kW	0.5 / 2.50 / 3.75	0.7 / 3.64 / 4.91
	Heating	Min. / Rated / Max.	kW	0.5 / 2.54 / 3.56	0.8 / 3.75 / 4.88
Running Current	Cooling	Rated	A	11.1	16
	Heating	Rated	A	11.4	16.5
EER / COP			kWh / kWh	3.80 / 4.25	3.32 / 3.60
SEER / SCOP			kWh / kWh	6.70 / 4.30	6.60 / 4.30
Pdesign	Cooling @ 35°C		kW	9.5	12.1
	Heating @ -10°C		kW	9.5	9.5
Seasonal Energy Label	Cooling / Heating		-	A++ / A+	- / -
Annual Energy Consumption	Cooling / Heating		kWh	496 / 3,093	1,100 / 3,093
Dehumidification Rate			l/h	3.6	5.52
ODU Sound Pressure Level	Cooling / Heating	Rated	dB(A)	50 / 50	51 / 52
ODU Sound Power Level	Cooling	Rated	dB(A)	66	69
Piping Connections	Liquid		mm (inch)	Ø9.52 (3/8)	Ø9.52 (3/8)
	Gas		mm (inch)	Ø15.88 (5/8)	Ø15.88 (5/8)
	Connections Method		-	Flared	Flared
Operation Range (Outdoor)	Cooling	Min. / Max.	°C	-20 / 52	-20 / 52
	Heating	Min. / Max.	°C	-25 / 18	-25 / 18
INDOOR				**UV36FH N20**	**UV42FH N20**
Power Supply			Ø / V / Hz	1 / 220-240 / 50	1 / 220-240 / 50
Power Input (IDU)		H / M / L	W	59 / 40 / 28	59 / 40 / 28
Air Flow Rate		H / M / L	m³/min	30 / 25 / 20	30 / 25 / 20
Dimensions	Body	W x H x D	mm	1,600 x 235 x 690	1,600 x 235 x 690
Weight	Body		kg	37.4	37.4
Sound Pressure Level	Cooling	H / M / L	dB (A)	48 / 44 / 40	48 / 44 / 40
Sound Power Level	Cooling	Max.	dB (A)	62	62
Piping Connections	Drain (Natural Drainage)	O.D. / I.D.	mm	Ø25.0 / 20.5	Ø25.0 / 20.5
	Drain (Using Drain Pump)	O.D. / I.D.	mm	Ø32.0 / 26.0	Ø32.0 / 26.0
OUTDOOR				**UUD1 U30**	
Power Supply			Ø / V / Hz	1 / 220-240 / 50	
Circuit Breaker		Min.	A	40	
Power Supply Cable (Included Earth)			No x mm³	3C x 6.0	
Dimensions	Net	W x H x D	mm	950 x 1,380 x 330	
Weight	Net		kg	85	
Compressor	Type		-	Inverter Scroll	
Refrigerant	Type		-	R32	
	GWP (Global Warming Potential)		-	675	
	Precharged Amount		kg	3.0	
	t-CO_2eq		-	2.025	
	Additional Charge (After 7.5m)		g/m	40	
Fan	Air Flow Rate	Rated	m³/min x No.	55 x 2	
Total Piping Length		Min. / Max.	m	5 / 85	
Piping Elevation	IDU - ODU	Max.	m	30	

Note :
1. Due to our policy of innovation some specifications may be changed without notification.
2. Performances are based on the following conditions (It is accordance with EN14511)
   - Cooling : Indoor Ambient Temp 27°C DB / 19°C WB, Outdoor Ambient Temp 35°C DB / 24°C WB
   - Heating : Indoor Ambient Temp 20°C DB / 15°C WB, Outdoor Ambient Temp 7°C DB / 6°C WB
   - Interconnected Pipe is standard length and difference of Elevation (Outdoor ~ Indoor Unit) is 0m.
3. Sound Level Values are measured at Noise Measuring chamber accordance with standard. Therefore, these values depend on the ambient conditions and values are normally higher in actual operation.
4. This product contains fluorinated greenhouse gases. (R32)

CEILING SUSPENDED

H-INVERTER (R32)

UV36FH / UV42FH

UUD3 U30

3Phase

R32

LG participates in the ECP programme for EUROVENT AC program.
Check ongoing validity of certification
: www.eurovent-certification.com

COMBINATION				36	42
Capacity	Cooling	Min. / Rated / Max.	kW	3.8 / 9.5 / 12.8	4.8 / 12.1 / 14.5
	Heating	Min. / Rated / Max.	kW	4.3 / 10.8 / 13.7	5.4 / 13.5 / 16.2
Power Input (Set)	Cooling	Min. / Rated / Max.	kW	0.50 / 2.50 / 3.75	0.70 / 3.64 / 4.91
	Heating	Min. / Rated / Max.	kW	0.50 / 2.54 / 3.56	0.80 / 3.75 / 4.88
Running Current	Cooling	Rated	A	4.0	5.7
	Heating	Rated	A	4.1	5.9
EER / COP			kWh / kWh	3.80 / 4.25	3.32 / 3.60
SEER / SCOP			kWh / kWh	6.7 / 4.3	6.6 / 4.3
Pdesign	Cooling @ 35°C		kW	9.5	12.1
	Heating @ -10°C		kW	9.5	9.5
Seasonal Energy Label	Cooling / Heating		-	A++ / A+	- / -
Annual Energy Consumption	Cooling / Heating		kWh	496 / 3,093	1,100 / 3,093
Dehumidification Rate			l/h	3.6	5.5
ODU Sound Pressure Level	Cooling / Heating	Rated	dB(A)	50 / 50	51 / 52
ODU Sound Power Level	Cooling	Rated	dB(A)	66	69
Piping Connections	Liquid		mm (inch)	Ø9.52 (3/8)	Ø9.52 (3/8)
	Gas		mm (inch)	Ø15.88 (5/8)	Ø15.88 (5/8)
	Connections Method		-	Flared	Flared
Operation Range (Outdoor)	Cooling	Min. / Max.	°C	-20 / 52	-20 / 52
	Heating	Min. / Max.	°C	-25 / 18	-25 / 18
INDOOR				**UV36FH N20**	**UV42FH N20**
Power Supply			Ø / V / Hz	1 / 220-240 / 50	1 / 220-240 / 50
Power Input (IDU)		H / M / L	W	59 / 40 / 28	59 / 40 / 28
Air Flow Rate		H / M / L	m³/min	30 / 25 / 20	30 / 25 / 20
Dimensions	Body	W x H x D	mm	1,600 x 235 x 690	1,600 x 235 x 690
Weight	Body		kg	37.4	37.4
Sound Pressure Level	Cooling	H / M / L	dB (A)	48 / 44 / 40	48 / 44 / 40
Sound Power Level	Cooling	Max.	dB (A)	62	62
Piping Connections	Drain (Natural Drainage)	O.D. / I.D.	mm	Ø25.0 / 20.5	Ø25.0 / 20.5
	Drain (Using Drain Pump)	O.D. / I.D.	mm	Ø32.0 / 26.0	Ø32.0 / 26.0
OUTDOOR				**UUD3 U30**	
Power Supply			Ø / V / Hz	3 / 380-415 / 50	
Circuit Breaker		Min.	A	20	
Power Supply Cable (Included Earth)			No x mm³	5C x 2.5	
Dimensions	Net	W x H x D	mm	950 x 1,380 x 330	
Weight	Net		kg	85	
Compressor	Type		-	Inverter Scroll	
Refrigerant	Type		-	R32	
	GWP (Global Warming Potential)		-	675	
	Precharged Amount		kg	3.0	
	t-CO_2eq		-	2.025	
	Additional Charge (After 7.5m)		g/m	40	
Fan	Air Flow Rate	Rated	m³/min x No.	55 x 2	
Total Piping Length		Min. / Max.	m	5 / 85	
Piping Elevation	IDU - ODU	Max.	m	30	

Note :
1. Due to our policy of innovation some specifications may be changed without notification.
2. Performances are based on the following conditions (It is accordance with EN14511)
   - Cooling : Indoor Ambient Temp 27°C DB / 19°C WB, Outdoor Ambient Temp 35°C DB / 24°C WB
   - Heating : Indoor Ambient Temp 20°C DB / 15°C WB, Outdoor Ambient Temp 7°C DB / 6°C WB
   - Interconnected Pipe is standard length and difference of Elevation (Outdoor ~ Indoor Unit) is 0m.
3. Sound Level Values are measured at Noise Measuring chamber accordance with standard. Therefore, these values depend on the ambient conditions and values are normally higher in actual operation
4. This product contains fluorinated greenhouse gases (R32)

STANDARD INVERTER (R32)

UV18F / UV24F / UV30F

UUB1 U20 UUC1 U40

LG participates in the ECP programme for EUROVENT AC program.
Check ongoing validity of certification
: www.eurovent-certification.com

COMBINATION				18	24	30
Capacity	Cooling	Min. / Rated / Max.	kW	2.0 / 5.0 / 5.8	2.7 / 6.7 / 8.0	3.1 / 7.7 / 8.8
	Heating	Min. / Rated / Max.	kW	2.3 / 5.8 / 6.7	3.0 / 7.5 / 9.0	3.4 / 8.6 / 9.6
Power Input (Set)	Cooling	Min. / Rated / Max.	kW	0.30 / 1.33 / 1.86	0.40 / 1.99 / 2.69	0.50 / 2.25 / 3.08
	Heating	Min. / Rated / Max.	kW	0.40 / 1.76 / 2.46	0.40 / 2.2 / 3.08	0.50 / 2.5 / 3.20
Running Current	Cooling	Rated	A	7.5	8.8	10.0
	Heating	Rated	A	8.3	9.8	11.1
EER / COP			kWh / kWh	3.75 / 3.29	3.37 / 3.41	3.42 / 3.44
SEER / SCOP			kWh / kWh	6.6 / 4.3	7.2 / 4.2	6.8 / 4.4
Pdesign	Cooling @ 35°C		kW	5	6.7	7.7
	Heating @ -10°C		kW	4.2	4.9	5.4
Seasonal Energy Label	Cooling / Heating		-	A++ / A+	A++ / A+	A++ / A+
Annual Energy Consumption	Cooling / Heating		kWh	265 / 1,368	326 / 1,633	396 / 1,718
Dehumidification Rate			l/h	1.8	2.7	3.0
ODU Sound Pressure Level	Cooling / Heating	Rated	dB(A)	47 / 52	48 / 52	50 / 52
ODU Sound Power Level	Cooling	Rated	dB(A)	63	65	68
Piping Connections	Liquid		mm (inch)	Ø6.35 (1/4)	Ø9.52 (3/8)	Ø9.52 (3/8)
	Gas		mm (inch)	Ø12.7 (1/2)	Ø15.88 (5/8)	Ø15.88 (5/8)
	Connections Method		-	Flared	Flared	Flared
Operation Range (Outdoor)	Cooling	Min. / Max.	°C	-15 / 50	-20 / 50	-20 / 50
	Heating	Min. / Max.	°C	-20 / 18	-20 / 18	-20 / 18
INDOOR				**UV18F N10**	**UV24F N10**	**UV30F N10**
Power Supply			Ø / V / Hz	1 / 220-240 / 50	1 / 220-240 / 50	1 / 220-240 / 50
Power Input (IDU)		H / M / L	W	17 / 15 / 13	33 / 26 / 19	47 / 40 / 33
Air Flow Rate		H / M / L	m³/min	13 / 12 / 11	16 / 15 / 14	19 / 17.5 / 16
Dimensions	Body	W x H x D	mm	1,200 x 235 x 690	1,200 x 235 x 690	1,200 x 235 x 690
Weight	Body		kg	27.3	28	28
Sound Pressure Level	Cooling	H / M / L	dB (A)	42 / 40 / 39	46 / 45 / 43	46 / 44 / 43
Sound Power Level	Cooling	Max	dB (A)	55	61	62
Piping Connections	Drain (Natural Drainage)	O.D. / I.D.	mm	Ø25.0 / 20.5	Ø25.0 / 20.5	Ø25.0 / 20.5
	Drain (Using Drain Pump)	O.D. / I.D.	mm	Ø32.0 / 26.0	Ø32.0 / 26.0	Ø32.0 / 26.0
OUTDOOR				**UUB1 U20**	**UUC1 U40**	
Power Supply			Ø / V / Hz	1 / 220-240 / 50	1 / 220-240 / 50	
Circuit Breaker		Min	A	20	25	
Power Supply Cable (Included Earth)			No x mm³	3C x 2.5	3C x 2.5	
Dimensions	Net	W x H x D	mm	870 x 650 x 330	950 x 834 x 330	
Weight	Net		kg	44.5	57.7	
Compressor	Type		-	Twin Rotary	Twin Rotary	
Refrigerant	Type		-	R32	R32	
	GWP (Global Warming Potential)		-	675	675	
	Precharged Amount		kg	1.2	1.9	
	t-CO_2eq		-	0.81	1.283	
	Additional Charge (After 7.5m)		g/m	20	40	
Fan	Air Flow Rate	Rated	m³/min x No.	50 x 1	58 x 1	
Total Piping Length		Min. / Max.	m	5 / 30	5 / 50	
Piping Elevation	IDU - ODU	Max	m	30	30	

Note :
1. Due to our policy of innovation some specifications may be changed without notification.
2. Performances are based on the following conditions (It is accordance with EN14511)
   - Cooling : Indoor Ambient Temp 27°C DB / 19°C WB, Outdoor Ambient Temp 35°C DB / 24°C WB
   - Heating : Indoor Ambient Temp 20°C DB / 15°C WB, Outdoor Ambient Temp 7°C DB / 6°C WB
   - Interconnected Pipe is standard length and difference of Elevation (Outdoor ~ Indoor Unit) is 0m.
3. Sound Level Values are measured at Noise Measuring chamber accordance with standard. Therefore, these values depend on the ambient conditions and values are normally higher in actual operation
4. This product contains fluorinated greenhouse gases (R32)

STANDARD INVERTER (R32)

UV36F / UV42F / UV48F / UV60F

UUD1 U30

LG participates in the ECP programme for EUROVENT AC program.
Check ongoing validity of certification
: www.eurovent-certification.com

COMBINATION				36	42	48	60
Capacity	Cooling	Min. / Rated / Max.	kW	3.8 / 9.5 / 12.5	4.8 / 12.1 / 14.2	5.4 / 13.4 / 15.7	5.8 / 14.4 / 15.6
	Heating	Min. / Rated / Max.	kW	4.3 / 10.8 / 13.4	5.4 / 13.5 / 15.8	6.2 / 15.5 / 17.5	6.7 / 16.8 / 18.1
Power Input (Set)	Cooling	Min. / Rated / Max.	kW	0.50 / 2.65 / 4.03	0.80 / 3.90 / 5.07	0.90 / 4.50 / 5.85	1.10 / 5.33 / 5.97
	Heating	Min. / Rated / Max.	kW	0.50 / 2.60 / 3.54	0.80 / 3.75 / 4.88	0.90 / 4.77 / 5.82	1.10 / 5.60 / 6.44
Running Current	Cooling	Rated	A	11.7	17.0	19.7	23.6
	Heating	Rated	A	11.4	16.5	20.6	24.6
EER / COP			kWh / kWh	3.59 / 4.15	3.10 / 3.60	2.98 / 3.25	2.70 / 3.00
SEER / SCOP			kWh / kWh	6.3 / 4.1	6.3 / 4.1	5.9 / 4.1	5.7 / 4.1
Pdesign	Cooling @ 35°C		kW	9.5	12.1	13.4	14.4
	Heating @ -10°C		kW	9.5	9.5	9.5	9.5
Seasonal Energy Label	Cooling / Heating		-	A++ / A+	- / -	- / -	- / -
Annual Energy Consumption	Cooling / Heating		kWh	528 / 3,244	1,152 / 3,244	1,363 / 3,244	1,516 / 3,244
Dehumidification Rate			l/h	3.6	5.5	6.3	7.1
ODU Sound Pressure Level	Cooling / Heating	Rated	dB(A)	50 / 50	51 / 52	52 / 53	54 / 54
ODU Sound Power Level	Cooling	Rated	dB(A)	66	69	69	71
Piping Connections	Liquid		mm (inch)	Ø9.52 (3/8)	Ø9.52 (3/8)	Ø9.52 (3/8)	Ø9.52 (3/8)
	Gas		mm (inch)	Ø15.88 (5/8)	Ø15.88 (5/8)	Ø15.88 (5/8)	Ø15.88 (5/8)
	Connections Method		-	Flared	Flared	Flared	Flared
Operation Range (Outdoor)	Cooling	Min. / Max.	°C	-20 / 52	-20 / 52	-20 / 52	-20 / 52
	Heating	Min. / Max.	°C	-25 / 18	-25 / 18	-25 / 18	-25 / 18
INDOOR				**UV36F N20**	**UV42F N20**	**UV48F N20**	**UV60F N20**
Power Supply			Ø / V / Hz	1 / 220-240 / 50	1 / 220-240 / 50	1 / 220-240 / 50	1 / 220-240 / 50
Power Input (IDU)		H / M / L	W	50 / 35 / 28	50 / 35 / 28	59 / 40 / 28	59 / 40 / 28
Air Flow Rate		H / M / L	m³/min	28 / 24 / 20	28 / 24 / 20	30 / 25 / 20	30 / 25 / 20
Dimensions	Body	W x H x D	mm	1,600 x 235 x 690	1,600 x 235 x 690	1,600 x 235 x 690	1,600 x 235 x 690
Weight	Body		kg	36.7	36.7	36.7	36.7
Sound Pressure Level	Cooling	H / M / L	dB (A)	46 / 43 / 40	46 / 43 / 40	48 / 44 / 40	48 / 44 / 40
Sound Power Level	Cooling	Max	dB (A)	62	62	63	63
Piping Connections	Drain (Natural Drainage)	O.D. / I.D.	mm	Ø25.0 / 20.5	Ø25.0 / 20.5	Ø25.0 / 20.5	Ø25.0 / 20.5
	Drain (Using Drain Pump)	O.D. / I.D.	mm	Ø32.0 / 26.0	Ø32.0 / 26.0	Ø32.0 / 26.0	Ø32.0 / 26.0
OUTDOOR				**UUD1 U30**			
Power Supply			Ø / V / Hz	1 / 220-240 / 50			
Circuit Breaker		Min	A	40			
Power Supply Cable (Included Earth)			No x mm³	3C x 6.0			
Dimensions	Net	W x H x D	mm	950 x 1,380 x 330			
Weight	Net		kg	85			
Compressor	Type		-	Inverter Scroll			
Refrigerant	Type		-	R32			
	GWP (Global Warming Potential)		-	675			
	Precharged Amount		kg	3.0			
	t-CO_2eq		-	2.025			
	Additional Charge (After 7.5m)		g/m	40			
Fan	Air Flow Rate	Rated	m³/min x No.	55 x 2			
Total Piping Length		Min. / Max.	m	5 / 85			
Piping Elevation	IDU - ODU	Max	m	30			

Note :
1. Due to our policy of innovation some specifications may be changed without notification.
2. Performances are based on the following conditions (It is accordance with EN14511)
   - Cooling : Indoor Ambient Temp 27°C DB / 19°C WB, Outdoor Ambient Temp 35°C DB / 24°C WB
   - Heating : Indoor Ambient Temp 20°C DB / 15°C WB, Outdoor Ambient Temp 7°C DB / 6°C WB
   - Interconnected Pipe is standard length and difference of Elevation (Outdoor ~ Indoor Unit) is 0m.
3. Sound Level Values are measured at Noise Measuring chamber accordance with standard. Therefore, these values depend on the ambient conditions and values are normally higher in actual operation
4. This product contains fluorinated greenhouse gases (R32)

STANDARD INVERTER (R32)

UV36F / UV42F / UV48F / UV60F

UUD3 U30

LG participates in the ECP programme for EUROVENT AC program.
Check ongoing validity of certification
: www.eurovent-certification.com

COMBINATION				36	42	48	60
Capacity	Cooling	Min. / Rated / Max.	kW	3.8 / 9.5 / 12.5	4.8 / 12.1 / 14.2	5.4 / 13.4 / 15.7	5.8 / 14.4 / 15.6
	Heating	Min. / Rated / Max.	kW	4.3 / 10.8 / 13.4	5.4 / 13.5 / 15.8	6.2 / 15.5 / 17.5	6.7 / 16.8 / 18.1
Power Input (Set)	Cooling	Min. / Rated / Max.	kW	0.50 / 2.65 / 4.03	0.80 / 3.90 / 5.07	0.90 / 4.50 / 5.85	1.10 / 5.33 / 5.97
	Heating	Min. / Rated / Max.	kW	0.50 / 2.60 / 3.54	0.80 / 3.75 / 4.88	0.90 / 4.77 / 5.82	1.10 / 5.60 / 6.44
Running Current	Cooling	Rated	A	4.2	6.1	7.0	8.2
	Heating	Rated	A	4.1	5.9	7.3	8.5
EER / COP			kWh / kWh	3.59 / 4.15	3.10 / 3.60	2.98 / 3.25	2.70 / 3.00
SEER / SCOP			kWh / kWh	6.3 / 4.1	6.3 / 4.1	5.9 / 4.1	5.7 / 4.1
Pdesign	Cooling @ 35°C		kW	9.5	12.1	13.4	14.4
	Heating @ -10°C		kW	9.5	9.5	9.5	9.5
Seasonal Energy Label	Cooling / Heating		-	A++ / A+	- / -	- / -	- / -
Annual Energy Consumption	Cooling / Heating		kWh	528 / 3,244	1,152 / 3,244	1,363 / 3,244	1,516 / 3,244
Dehumidification Rate			l/h	3.6	5.5	6.3	7.1
ODU Sound Pressure Level	Cooling / Heating	Rated	dB(A)	50 / 50	51 / 52	52 / 53	54 / 54
ODU Sound Power Level	Cooling	Rated	dB(A)	66	69	69	71
Piping Connections	Liquid		mm (inch)	Ø9.52 (3/8)	Ø9.52 (3/8)	Ø9.52 (3/8)	Ø9.52 (3/8)
	Gas		mm (inch)	Ø15.88 (5/8)	Ø15.88 (5/8)	Ø15.88 (5/8)	Ø15.88 (5/8)
	Connections Method		-	Flared	Flared	Flared	Flared
Operation Range (Outdoor)	Cooling	Min. / Max.	°C	-20 / 52	-20 / 52	-20 / 52	-20 / 52
	Heating	Min. / Max.	°C	-25 / 18	-25 / 18	-25 / 18	-25 / 18
INDOOR				**UV36F N20**	**UV42F N20**	**UV48F N20**	**UV60F N20**
Power Supply			Ø / V / Hz	1 / 220-240 / 50	1 / 220-240 / 50	1 / 220-240 / 50	1 / 220-240 / 50
Power Input (IDU)		H / M / L	W	50 / 35 / 28	50 / 35 / 28	59 / 40 / 28	59 / 40 / 28
Air Flow Rate		H / M / L	m³/min	28 / 24 / 20	28 / 24 / 20	30 / 25 / 20	30 / 25 / 20
Dimensions	Body	W x H x D	mm	1,600 x 235 x 690	1,600 x 235 x 690	1,600 x 235 x 690	1,600 x 235 x 690
Weight	Body		kg	36.7	36.7	36.7	36.7
Sound Pressure Level	Cooling	H / M / L	dB (A)	46 / 43 / 40	46 / 43 / 40	48 / 44 / 40	48 / 44 / 40
Sound Power Level	Cooling	Max.	dB (A)	62	62	63	63
Piping Connections	Drain (Natural Drainage)	O.D. / I.D.	mm	Ø25.0 / 20.5	Ø25.0 / 20.5	Ø25.0 / 20.5	Ø25.0 / 20.5
	Drain (Using Drain Pump)	O.D. / I.D.	mm	Ø32.0 / 26.0	Ø32.0 / 26.0	Ø32.0 / 26.0	Ø32.0 / 26.0
OUTDOOR				**UUD3 U30**			
Power Supply			Ø / V / Hz	3 / 380-415 / 50			
Circuit Breaker		Min.	A	20			
Power Supply Cable (Included Earth)			No x mm³	5C x 2.5			
Dimensions	Net	W x H x D	mm	950 x 1,380 x 330			
Weight	Net		kg	85			
Compressor	Type		-	Inverter Scroll			
Refrigerant	Type		-	R32			
	GWP (Global Warming Potential)		-	675			
	Precharged Amount		kg	3.0			
	t-CO_2eq		-	2.025			
	Additional Charge (After 7.5m)		g/m	40			
Fan	Air Flow Rate	Rated	m³/min x No.	55 x 2			
Total Piping Length		Min. / Max.	m	5 / 85			
Piping Elevation	IDU - ODU	Max.	m	30			

Note :
1. Due to our policy of innovation some specifications may be changed without notification.
2. Performances are based on the following conditions (It is accordance with EN14511)
   - Cooling : Indoor Ambient Temp 27°C DB / 19°C WB, Outdoor Ambient Temp 35°C DB / 24°C WB
   - Heating : Indoor Ambient Temp 20°C DB / 15°C WB, Outdoor Ambient Temp 7°C DB / 6°C WB
   - Interconnected Pipe is standard length and difference of Elevation (Outdoor ~ Indoor Unit) is 0m.
3. Sound Level Values are measured at Noise Measuring chamber accordance with standard. Therefore, these values depend on the ambient conditions and values are normally higher in actual operation
4. This product contains fluorinated greenhouse gases (R32)

COMPACT INVERTER (R32)

UV18F / UV24F / UV30F / UV36F

UUA1 UL0 UUB1 U20 UUC1 U40

LG participates in the ECP programme for EUROVENT AC program.
Check ongoing validity of certification
: www.eurovent-certification.com

COMBINATION				18	24	30	36
Capacity	Cooling	Min. / Rated / Max.	kW	1.8 / 5.0 / 5.5	2.7 / 6.8 / 7.5	3.0 / 7.5 / 8.3	3.8 / 9.5 / 10.5
	Heating	Min. / Rated / Max.	kW	2.2 / 5.3 / 5.8	2.9 / 7.3 / 8.4	3.2 / 8.0 / 8.8	4.1 / 10.3 / 11.5
Power Input (Set)	Cooling	Min. / Rated / Max.	kW	0.32 / 1.62 / 1.93	0.40 / 2.06 / 2.47	0.50 / 2.42 / 2.90	0.70 / 3.28 / 3.87
	Heating	Min. / Rated / Max.	kW	0.30 / 1.44 / 1.86	0.40 / 2.23 / 2.90	0.50 / 2.48 / 3.22	0.60 / 2.78 / 3.45
Running Current	Cooling	Rated	A	7.2	9.0	10.6	14.6
	Heating	Rated	A	6.4	9.7	10.8	12.3
EER / COP			kWh / kWh	3.10 / 3.70	3.30 / 3.28	3.10 / 3.23	2.90 / 3.70
SEER / SCOP			kWh / kWh	6.6 / 4.6	6.6 / 4.2	6.6 / 4.3	6.1 / 4.2
Pdesign	Cooling @ 35°C		kW	5	6.8	7.5	9.5
	Heating @ -10°C		kW	2.9	4.3	4.4	5.5
Seasonal Energy Label	Cooling / Heating		-	A++ / A++	A++ / A+	A++ / A+	A++ / A+
Annual Energy Consumption	Cooling / Heating		kWh	265 / 883	361 / 1,433	398 / 1,433	545 / 1,833
Dehumidification Rate			l/h	1.7	2.4	2.8	3.6
ODU Sound Pressure Level	Cooling / Heating	Rated	dB(A)	49 / 52	48 / 53	50 / 54	54 / 56
ODU Sound Power Level	Cooling	Rated	dB(A)	65	65	67	70
Piping Connections	Liquid		mm (inch)	Ø6.35 (1/4)	Ø9.52 (3/8)	Ø9.52 (3/8)	Ø9.52 (3/8)
	Gas		mm (inch)	Ø12.7 (1/2)	Ø15.88 (5/8)	Ø15.88 (5/8)	Ø15.88 (5/8)
	Connections Method		-	Flared	Flared	Flared	Flared
Operation Range (Outdoor)	Cooling	Min. / Max.	°C	-10 / 50	-10 / 48	-10 / 48	-20 / 50
	Heating	Min. / Max.	°C	-10 / 18	-15 / 18	-15 / 18	-15 / 18
INDOOR				**UV18F N10**	**UV24F N10**	**UV30F N10**	**UV36F N20**
Power Supply			Ø / V / Hz	1 / 220-240 / 50	1 / 220-240 / 50	1 / 220-240 / 50	1 / 220-240 / 50
Power Input (IDU)		H / M / L	W	17 / 15 / 13	33 / 26 / 19	47 / 40 / 33	50 / 35 / 28
Air Flow Rate		H / M / L	m³/min	13 / 12 / 11	16 / 15 / 14	19 / 17.5 / 16	28 / 24 / 20
Dimensions	Body	W x H x D	mm	1,200 x 235 x 690	1,200 x 235 x 690	1,200 x 235 x 690	1,600 x 235 x 690
Weight	Body		kg	27.3	28	28	36.7
Sound Pressure Level	Cooling	H / M / L	dB (A)	42 / 40 / 39	46 / 45 / 43	46 / 44 / 43	46 / 43 / 40
Sound Power Level	Cooling	Max.	dB (A)	55	61	62	62
Piping Connections	Drain (Natural Drainage)	O.D. / I.D.	mm	Ø25.0 / 20.5	Ø25.0 / 20.5	Ø25.0 / 20.5	Ø25.0 / 20.5
	Drain (Using Drain Pump)	O.D. / I.D.	mm	Ø32.0 / 26.0	Ø32.0 / 26.0	Ø32.0 / 26.0	Ø32.0 / 26.0
OUTDOOR				**UUA1 UL0**	**UUB1 U20**		**UUC1 U40**
Power Supply			Ø / V / Hz	1 / 220-240 / 50	1 / 220-240 / 50		1 / 220-240 / 50
Circuit Breaker		Min.	A	15	20		25
Power Supply Cable (Included Earth)			No x mm³	3C x 1.5	3C x 2.5		3C x 2.5
Dimensions	Net	W x H x D	mm	770 x 545 x 288	870 x 650 x 330		950 x 834 x 330
Weight	Net		kg	33.3	44.5		57.7
Compressor	Type		-	Twin Rotary	Twin Rotary		Twin Rotary
Refrigerant	Type		-	R32	R32		R32
	GWP (Global Warming Potential)		-	675	675		675
	Precharged Amount		kg	1.0	1.2		1.9
	t-CO_2eq		-	0.675	0.81		1.283
	Additional Charge (After 7.5m)		g/m	20	40		40
Fan	Air Flow Rate	Rated	m³/min x No.	28 x 1	50 x 1		58 x 1
Total Piping Length		Min. / Max.	m	5 / 30	5 / 35		5 / 50
Piping Elevation	IDU - ODU	Max.	m	30	30		30

Note :
1. Due to our policy of innovation some specifications may be changed without notification.
2. Performances are based on the following conditions (It is accordance with EN14511)
   - Cooling : Indoor Ambient Temp 27°C DB / 19°C WB, Outdoor Ambient Temp 35°C DB / 24°C WB
   - Heating : Indoor Ambient Temp 20°C DB / 15°C WB, Outdoor Ambient Temp 7°C DB / 6°C WB
   - Interconnected Pipe is standard length and difference of Elevation (Outdoor ~ Indoor Unit) is 0m.
3. Sound Level Values are measured at Noise Measuring chamber accordance with standard. Therefore, these values depend on the ambient conditions and values are normally higher in actual operation.
4. This product contains fluorinated greenhouse gases. (R32)

CONSOLE

Optimized Air Flow for Cooling & Heating

During cooling operation, the vane adjusts upwards to direct air flow toward the ceiling. During heating operation, the van directs the air flow toward the floor to balance out the room temperature. A wireless controller is included with the indoor console unit.

Cooling

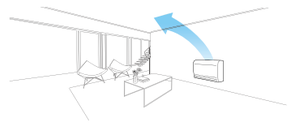

Heating (Normal)

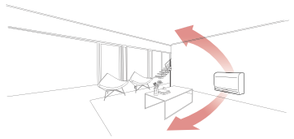

Heating (Floor Heating Mode)

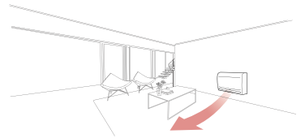

Quick Floor Heating

Console air conditioners portray high speed and powerful performance. Using the floor heating mode, console air conditioners provide floor heating at a faster pace in order to reach desired temperature more quickly.

		Company A	Electric Heater	LG	LG Floor Heating Mode
27°C / 15°C	Vertical				
	Horizontal				
Lead Time for Heating (13°C ~ 21°C)		12 minutes 30 seconds	50 minutes	9 minutes 30 seconds	8 minutes 40 seconds

※ Test Condition : Target Temp 23°C, Indoor Room : 13°C~ , Outdoor Room : 7°C

5-Step Vane Control

There are 5 different stages to control air flow direction.

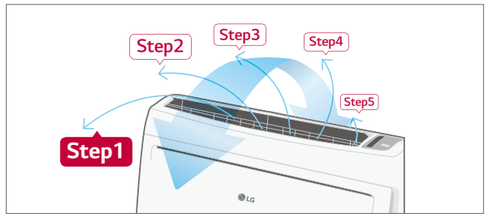

Easy Installation and Service

6 Different Ways to Install Piping

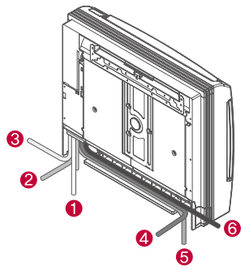

Easy Slide-type PCB

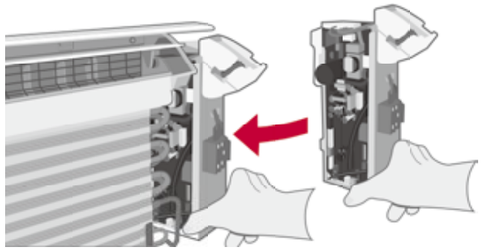

CONSOLE

STANDARD INVERTER (R32)

UQ09F / UQ12F / UQ18F

UUA1 UL0 UUB1 U20

LG participates in the ECP programme for EUROVENT AC program.
Check ongoing validity of certification
: www.eurovent-certification.com

COMBINATION				9	12	18
Capacity	Cooling	Min. / Rated / Max.	kW	1.5 / 2.6 / 3.4	1.5 / 3.5 / 4.0	2.0 / 5.0 / 5.8
	Heating	Min. / Rated / Max.	kW	1.6 / 3.1 / 3.9	1.6 / 4.0 / 4.3	2.0 / 4.9 / 5.4
Power Input (Set)	Cooling	Min. / Rated / Max.	kW	0.30 / 0.65 / 0.91	0.30 / 1.00 / 1.46	0.40 / 1.75 / 2.45
	Heating	Min. / Rated / Max.	kW	0.30 / 0.74 / 1.08	0.30 / 1.05 / 1.58	0.30 / 1.56 / 2.11
Running Current	Cooling	Rated	A	2.9	4.4	8.3
	Heating	Rated	A	3.3	4.7	8.0
EER / COP			kWh / kWh	4.00 / 4.20	3.50 / 3.80	2.85 / 3.14
SEER / SCOP			kWh / kWh	6.5 / 4.0	6.4 / 4.0	5.8 / 3.8
Pdesign	Cooling @ 35°C		kW	2.6	3.5	5
	Heating @ -10°C		kW	2.8	3	3.8
Seasonal Energy Label	Cooling / Heating		-	A++ / A+	A++ / A+	A+ / A
Annual Energy Consumption	Cooling / Heating		kWh	140 / 980	191 / 1,050	302 / 1,396
Dehumidification Rate			l/h	0.7	1.3	2.4
ODU Sound Pressure Level	Cooling / Heating	Rated	dB(A)	49 / 52	49 / 52	47 / 52
ODU Sound Power Level	Cooling	Rated	dB(A)	65	65	63
Piping Connections	Liquid		mm (inch)	Ø6.35 (1/4)	Ø6.35 (1/4)	Ø6.35 (1/4)
	Gas		mm (inch)	Ø9.52 (3/8)	Ø9.52 (3/8)	Ø12.7 (1/2)
	Connections Method		-	Flared	Flared	Flared
Operation Range (Outdoor)	Cooling	Min. / Max.	°C	-15 / 50	-15 / 50	-15 / 50
	Heating	Min. / Max.	°C	-20 / 18	-20 / 18	-20 / 18
INDOOR				**UQ09F NA0**	**UQ12F NA0**	**UQ18F NA0**
Power Supply			Ø / V / Hz	1 / 220-240 / 50	1 / 220-240 / 50	1 / 220-240 / 50
Power Input (IDU)		H / M / L	W	37 / 30 / 25	37 / 30 / 25	44 / 39 / 35
Air Flow Rate		H / M / L	m^3/min	8.5 / 6.7 / 5.0	8.5 / 6.7 / 5.0	10.1 / 8.6 / 7.2
Dimensions	Body	W x H x D	mm	700 x 600 x 210	700 x 600 x 210	700 x 600 x 210
Weight	Body		kg	16.3	16.3	16.3
Sound Pressure Level	Cooling	H / M / L	dB(A)	38 / 32 / 27	38 / 32 / 27	44 / 39 / 35
Sound Power Level	Cooling	Max.	dB(A)	59	59	60
Piping Connections	Drain	O.D. / I.D.	mm	Ø16.7 / 12.2	Ø16.7 / 12.2	Ø16.7 / 12.2
OUTDOOR				**UUA1 UL0**		**UUB1 U20**
Power Supply			Ø / V / Hz	1 / 220-240 / 50		1 / 220-240 / 50
Circuit Breaker		Min.	A	15		20
Power Supply Cable (Included Earth)			No x mm^3	3C x 1.5		3C x 2.5
Dimensions	Net	W x H x D	mm	770 x 545 x 288		870 x 650 x 330
Weight	Net		kg	33.3		44.5
Compressor	Type		-	Twin Rotary		Twin Rotary
Refrigerant	Type		-	R32		R32
	GWP (Global Warming Potential)		-	675		675
	Precharged Amount		kg	1.0		1.2
	t-CO_2eq		-	0.675		0.81
	Additional Charge (After 7.5m)		g/m	20		20
Fan	Air Flow Rate	Rated	m^3/min x No.	28 x 1		50 x 1
Total Piping Length		Min. / Max.	m	5 / 30		5 / 30
Piping Elevation	IDU - ODU	Max.	m	30		30

Note :
1. Due to our policy of innovation some specifications may be changed without notification.
2. Performances are based on the following conditions (It is accordance with EN14511)
   - Cooling : Indoor Ambient Temp 27°C DB / 19°C WB, Outdoor Ambient Temp 35°C DB / 24°C WB
   - Heating : Indoor Ambient Temp 20°C DB / 15°C WB, Outdoor Ambient Temp 7°C DB / 6°C WB
   - Interconnected Pipe is standard length and difference of Elevation (Outdoor ~ Indoor Unit) is 0m.
3. Sound Level Values are measured at Noise Measuring chamber accordance with standard. Therefore, these values depend on the ambient conditions and values are normally higher in actual operation.
4. This product contains fluorinated greenhouse gases. (R32)

FLOOR STANDING

Stylish Design

The new LG floor standing air conditioner which is Red Dot design award winner 2013, is ideal for modern interiors in your home or office.

reddot design award winner 2013

Quick Response

Offering powerful cooling, the commercial air conditioning system can reach a set temperature in a shorter period of time. Meanwhile, the Power Heating function provides the optimal airflow angle, guaranteeing a faster heating performance.

Cooling

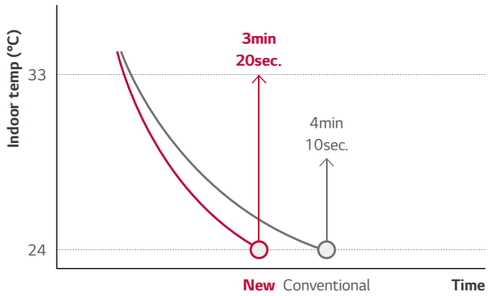

Heating

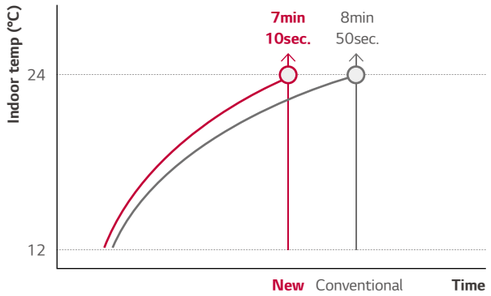

Powerful Air Flow

The new LG floor standing air conditioner is efficient for using in large areas due to its powerful cooling and heating operation. The powerful air speed and volume means the air flow can reach up to 20m away from the air conditioner.

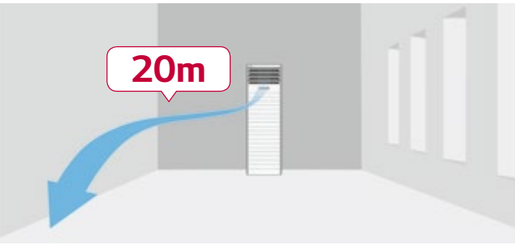

STANDARD INVERTER (R410A)

UP48

UU48W U32 UU49W U32

3Phase

R410A

EUROVENT CERTIFIED PERFORMANCE

LG participates in the ECP programme for EUROVENT AC program.
Check ongoing validity of certification
: www.eurovent-certification.com

INDOOR				UP48 NT2
Capacity	Cooling	Min. / Nom. / Max.	kW	6.0 / 13.4 / 15.2
	Heating	Min. / Nom. / Max.	kW	6.0 / 15.5 / 17.1
Low Temperature Capacity	Heating -7°C	Max.	kW	16.0
Power Input (Set)	Cooling	Nom.	kW	4.2
	Heating	Nom.	kW	4.5
Power Input (Indoor)		Nom.	W	200
Running Current	Cooling / Heating	Nom.	A	18.1 / 19.5
Power Supply			Ø / V / Hz	1 / 220-240 / 50
EER				3.21
COP				3.41
SEER				5.05
SCOP				3.51
Pdesign (@ -10°C)			kW	11.5
Seasonal Energy Label	Cooling / Heating			-
Annual Energy Consumption	Cooling / Heating		kWh	-
Piping Connection	Liquid		mm (inch)	Ø9.52 (3/8)
	Gas		mm (inch)	Ø15.88 (5/8)
	Drain	O.D. / I.D.	mm	32 / 25
Air Flow Rate		High / Medium / Low	m³/min	31 / 27 / 23
Sound Pressure	Cooling	High / Medium / Low	dB(A)	52 / 49 / 45
Sound Power	Cooling	Max.	dB(A)	65
Dehumidification Rate			l/h	5.0
Dimensions	Body	W x H x D	mm	590 x 1,840 x 460
Net Weight	Body		kg	50.0

OUTDOOR				UU48W U32	UU49W U32
Compressor	Type			Twin Rotary	Twin Rotary
Airflow Rate		Nom	m³/min	110	110
Sound Pressure	Cooling	Nom	dB(A)	52	52
	Heating	Nom	dB(A)	54	54
Sound Power	Cooling	Max	dB(A)	72	68
Dimensions	W x H x D		mm	950 x 1,380 x 330	950 x 1,380 x 330
Net Weight			kg	92.0	96.0
Refrigerant	Type		-	R410A	R410A
	Charge		g	3,400	3,400
	Additional Charge		g/m	40	40
	GWP		-	2087.5	2087.5
	TCO_2eq		-	7.1	7.1
Operation Range (Outdoor)	Cooling	Min. / Max.	°C DB	-15 / 48	-15 / 48
	Heating	Min. / Max.	°C WB	-18 / 18	-18 / 18
Power Supply			Ø / V / Hz	1 / 220-240 / 50	3 / 380-415 / 50
Power Supply Cable			No. x mm²	3C x 5.0	5C x 5.0
Transmission Cable			No. x mm²	4C x 0.75	4C x 0.75
Circuit Breaker			A	40	20
Piping Length Total		Min. / Max.	m	5 / 75	5 / 75
Piping Elevation Difference	IDU - ODU	Max.	m	30	30
Piping Connection	Liquid		mm (inch)	Ø9.52 (3/8)	Ø9.52 (3/8)
	Gas		mm (inch)	Ø15.88 (5/8)	Ø15.88 (5/8)

Note :
1. Due to our policy of innovation some specifications may be changed without notification.
2. Performances are based on the following conditions (It is accordance with EN14511)
   - Cooling : Indoor Ambient Temp 27°C DB / 19°C WB, Outdoor Ambient Temp 35°C DB / 24°C WB
   - Heating : Indoor Ambient Temp 20°C DB / 15°C WB, Outdoor Ambient Temp 7°C DB / 6°C WB
   - Interconnected Pipe is standard length and difference of Elevation (Outdoor ~ Indoor Unit) is 0m.
3. Sound Level Values are measured at Noise Measuring chamber accordance with standard. Therefore, these values depend on the ambient conditions and values are normally higher in actual operation.
4. This product contains fluorinated greenhouse gases. (R410A)

WALL MOUNTED

Saving Operation Cost

High Energy Efficiency

The advanced technologies of LG achieve lower energy consumption, especially in cooling as can be seen from the SEER class given according to ErP Regulations.

Server room need to be operated continuously.
That's why server room owners want to use high energy efficient air conditioning.
LG solution saves annual operation cost for server room due to high SEER.

Competitor

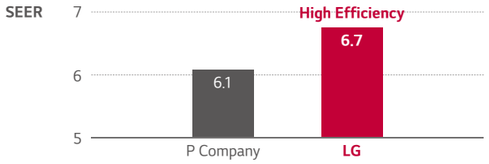

※ P Company 7.1kW Solution / Outdoor unit : 7.1kW
Indoor unit : 7.1kW Wall mounted unit
※ Performances are based on the following conditions :
- Cooling : Indoor Temp. 27°CDB / 19°CWB, Outdoor Temp. 35°CDB / 24°CWB
- Heating : Indoor Temp. 20°CDB / 15°CWB, Outdoor Temp. 7°CDB / 6°CWB
- Interconnected Pipe is standard length and difference of Elevation (Outdoor ~ Indoor Unit) is 0m.

LG Server Room Solution

SEER class (ErP regulation)

	2.5kW	3.4kW	5.0kW	6.8kW	8.0kW	9.5kW
SEER	7.0 (A++)	6.6 (A++)	6.8 (A++)	6.7 (A++)	7.0 (A++)	6.1 (A++)
SCOP					4.3 (A+)	3.85 (A+)

SEER class (ErP regulation)

A+++	SEER≥8.5	B	4.6 ≤ SEER < 5.1
A++	6.1 ≤ SEER < 8.5	C	4.1 ≤ SEER < 4.6
A+	5.6 ≤ SEER < 6.1	D	3.6 ≤ SEER < 4.1
A	5.1 ≤ SEER < 5.6		

Easy Installation

Simplified Connection

For small server rooms, LG solution has simple system with only one remote controller. It doesn't need additional control accessories.

Conventional

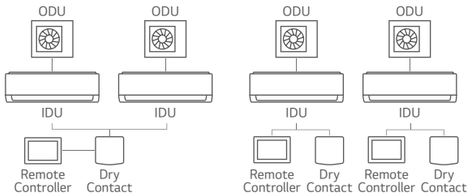

- **Higher product cost**
  Conventional system needs dry contact and 3rd party control individual remote controller(s).
- **Higher installation cost**
  Need less labor and time for design, installation, cabling and test.
- **Design & Installation difficulties**
  It is difficult to make if you need to control more indoor units.

LG Server Room Solution

- **Lower product cost**
  Only LG remote controller needed for max.4 ODUs and IDUs.
- **Lower installation cost**
  Need less labor and time for design, installation, cabling and test.
- **Easy Design & Installation**
  It provides easy design and installation because it has simple system with LG controller even in case of more number of ODUs and IDUs(Max.4).

※ MJ09PC, MJ12PC, MJ18PC, MJ24PC combinations are only available

Detachable Bottom Cover

The bottom cover is detachable when needed, making installation easier. Disassembly or additional support of the unit is unnecessary. Installation can be completed by one individual with LG's patented support tool.

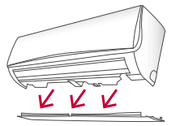

Installation Support Clip

A support clip creates adequate space between the wall and the unit for easier installation.

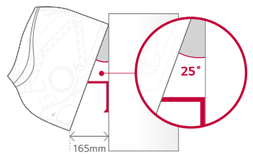

※ This contents of page will be updated later. (Saving operation cost / Easy installation)

Stable & Reliable Operation

Duty Rotation

Operates more than 2 sets of indoor units alternatively at every set time of operation interval. Rotation interval can be set from 1h to 999h freely.

Without Duty Rotation

Air Conditioners' Overworking
- Reducing air conditioner's life time
- Reducing compressor's life expectancy
- The service cost may increase due to air conditioner's overworking

Duty Rotation

Stable & Safe Operation
- Stable operation due to indoor units take turns
- Less breakdown and keeping server room operation
- Increase air conditioner's life expectancy
- Rotation interval can be set from 1h to 999h freely.

Operation Scenario

When the number of the indoor units : 2
If the interval time is set 24h(default),
❶ While IDU #1 operates during interval time, IDU #2 is on standby.
❷ IDU #2 operates next 24 hours, and IDU #1 is on standby.



Failure Back-up

If systems in operation have error and stop, the standby unit starts operation automatically.

Without Failure Back-up

Server can be Shut Down
- Server room overheated and server can be shut down.
- Probability of increased service cost
- Need manual monitoring and operation for failure

Failure Back-up

Stable & Safe Operation
- Stable operation because the operation error can be covered by failure back-up operation
- Continue server operations and decrease risk
- Protect server from overheating
- Less manual work

Operation Scenario

When the number of the indoor units : 2
❶ When duty rotation is enabled, IDU #1 is in operation and IDU #2 is on standby.
❷ If an error occurs on IDU #1, standby unit starts operation.
❸ After the error is cleared, IDU #2 goes back to standby.

Capacity Back-up

When the difference between the cooling set temperature and the current room temperature is higher than the set temperature difference of capacity back-up, the standby unit operates. When the temperature difference reaches to the set temperature difference, it goes back to the normal duty rotation.

Without Capacity Back-up

Server can be Overheated
- Sometimes server room can be overheated because of server overload
- Server can be shut down when they overheat continuously
- Air conditioners overload
- Need manual controls for additional cooling

Capacity Back-up

Stable & Safe Operation
- Stable operation due to the over capacity by back-up operation
- Prevent air conditioners from overload
- Protect server from overheating
- No need for manual controls as they protect from overheating automatically

Operation Scenario

When the number of the indoor units : 2
The set temperature difference is A, and the difference between the cooling set temperature and the current room temperature is B,
❶ When duty rotation is enabled, IDU #1 is in operation and IDU #2 is on standby.
❷ If B is higher than A, the standby unit starts operation.
❸ When B goes down and remains below A for some time, The backup unit stops and goes back to standby mode.



If cooling set temperature is 22℃ and the set temperature difference is 4℃.

When current temperature goes above 26℃, the standby unit starts operation.

If currnet temperature drops and remains below 26 ℃ for some time, the backup unit stops.

※ Duty rotation, capacity back-up, failure back-up function will be available from 2021.2Q - Applied models : MJ09PC, MJ12PC, MJ18PC, MJ24PC only

Wide Operational Range

In case of the server room, continuous cooling is required all year round, and outdoor unit must be stable in the outdoor harsh cold temperature. LG Single split has wide operation range in cooling down continuously from -15°C and up to 48°C.

6.8kW Model

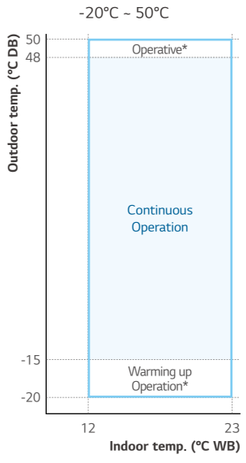

2.5 / 3.4 / 5.0kW Model

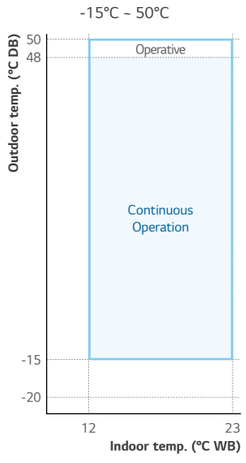

8.0 kW / 9.5 kW Model

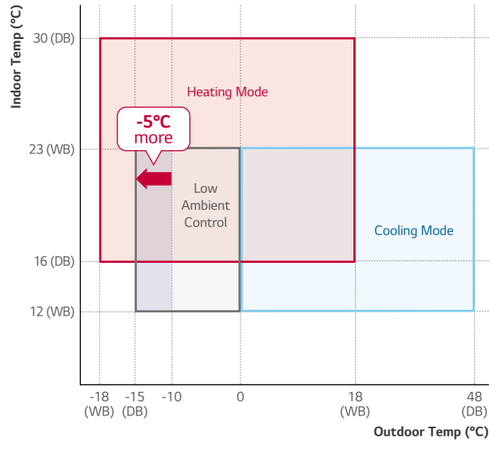

* Warming up operation and operative means that the outdoor unit operates to reach the range of continuous operating, however it may not operate continuously due to safety or protection logic.

STANDARD INVERTER (R32)

MJ09PC / MJ12PC

UUA1 UL0

LG participates in the ECP programme for EUROVENT AC program.
Check ongoing validity of certification
: www.eurovent-certification.com

COMBINATION				9	12
Capacity	Cooling	Min. / Rated / Max.	kW	1.50 / 2.50 / 3.20	1.50 / 3.50 / 4.00
	Heating	Min. / Rated / Max.	kW	1.80 / 3.20 / 3.70	1.80 / 4.00 / 4.40
Power Input	Cooling	Min. / Rated / Max.	kW	0.30 / 0.58 / 0.84	0.33 / 0.97 / 1.48
	Heating	Min. / Rated / Max.	kW	0.30 / 0.71 / 0.85	0.33 / 1.00 / 1.48
Running Current	Cooling	Rated	A	2.60	4.40
	Heating	Rated	A	3.20	4.50
EER / COP			kWh / kWh	4.30 / 4.50	3.60 / 4.00
SEER / SCOP			kWh / kWh	7.00 / 4.00	6.60 / 4.00
P Design	Cooling @ 35°C		kW	2.5	3.5
	Heating @-10°C		kW	2.8	2.8
Seasonal Energy Label		Cooling / Heating	-	A++ / A+	A++ / A+
Annual Energy Consumption		Cooling / Heating	kWh	125 / 980	186 / 980
Dehumidification Rate			ℓ/h	1.90	1.90
ODU Sound Pressure Level	Cooling	Rated	dB(A)	49	49
	Heating	Rated	dB(A)	52	52
ODU Sound Power Level	Cooling	Rated	dB(A)	65	65
	Heating	Rated	dB(A)	-	-
Piping Connections	Liquid	Outer Dia.	mm (inch)	Ø 6.35 (1/4)	Ø 6.35 (1/4)
	Gas	Outer Dia.	mm (inch)	Ø 9.52 (3/8)	Ø 9.52 (3/8)
	Connections Method			Flare	Flare
Operation Range (Outdoor)	Cooling	Min. / Max.	°C	-15 / 50	-15 / 50
	Heating	Min. / Max.	°C	-20 / 18	-20 / 18
INDOOR				**MJ09PC NSJ**	**MJ12PC NSJ**
Power Supply			Ø / V / Hz	1 / 220-240 / 50	1 / 220-240 / 50
Power Input	Min. / Nom. / Max.		W	11 / 18 / 30	11 / 19 / 30
Air Flow Rate		H / M / L	m³/min	7.6 / 6.2 / 4.8	8.0 / 6.6 / 5.5
Dimensions	Body	W x H x D	mm	818 x 316 x 189	818 x 316 x 189
Weight	Body		kg (lbs)	8.2 (18.1)	8.2 (18.1)
	Shipping		kg (lbs)	10.2 (22.5)	10.2 (22.5)
Sound Pressure Level	Cooling	H / M / L	dB(A)	36 / 32 / 27	38 / 34 / 29
Sound Power Level	Cooling	Max.	dB(A)	56	56
Piping Connections	Drain	O.D. / I.D.	mm	Ø 21.5 / 16.0	Ø 21.5 / 16.0
OUTDOOR				**UUA1 UL0**	
Power Supply			Ø / V / Hz	1 / 220-240 / 50	
Circuit Breaker		Min.	A	15	
Power Supply Cable (included Earth)			No. x mm²	3C x 1.5	
Dimensions	Net	W x H x D	mm	770 x 545 x 288	
Weight	Net		kg	33.3	
Compressor	Type		-	Twin Rotary	
Refrigerant	Type		-	R32	
	GWP (Global Warming Potential)		-	675	
	Precharged Amount		kg	1.0	
	t-CO_2eq.		-	0.675	
	Control		-	EEV	
	Additional Charging Volume		g/m	20	
	Air Flow Rate	Rated	m³/min x No.	28 x 1	
Total Piping Length		Min. / Max.	m	5.0 / 30.0	
Piping Elevation	IDU-ODU	Max..	m	30	

STANDARD INVERTER (R32)

MJ18PC / MJ24PC

UUB1 U20 UUC1 U40

LG participates in the ECP programme for EUROVENT AC program.
Check ongoing validity of certification
: www.eurovent-certification.com

COMBINATION				18	24
Capacity	Cooling	Min. / Rated / Max.	kW	2.00 / 5.00 / 7.00	2.70 / 6.80 / 7.70
	Heating	Min. / Rated / Max.	kW	2.30 / 5.80 / 6.10	3.00 / 6.90 / 7.24
Power Input	Cooling	Min. / Rated / Max.	kW	0.30 / 1.39 / 2.63	0.40 / 2.00 / 2.57
	Heating	Min. / Rated / Max.	kW	0.30 / 1.71 / 1.96	0.40 / 2.33 / 2.50
Running Current	Cooling	Rated	A	6.30	9.10
	Heating	Rated	A	7.70	10.60
EER / COP			kWh / kWh	3.61 / 3.40	3.40 / 3.00
SEER / SCOP			kWh / kWh	6.80 / 4.00	6.70 / 3.90
P Design	Cooling @ 35°C		kW	5.0	6.8
	Heating @-10°C		kW	4.1	5.0
Seasonal Energy Label		Cooling / Heating	-	A++ / A+	A++ / A
Annual Energy Consumption		Cooling / Heating	kWh	257 / 1,365	355 / 1,795
Dehumidification Rate			ℓ/h	3.35	3.50
ODU Sound Pressure Level	Cooling	Rated	dB(A)	47	48
	Heating	Rated	dB(A)	52	52
ODU Sound Power Level	Cooling	Rated	dB(A)	63	65
	Heating	Rated	dB(A)	-	-
Piping Connections	Liquid	Outer Dia.	mm (inch)	Ø 6.35 (1/4)	Ø 9.52 (3/8)
	Gas	Outer Dia.	mm (inch)	Ø 12.7 (1/2)	Ø 15.88 (5/8)
	Connections Method			Flare	Flare
Operation Range (Outdoor)	Cooling	Min. / Max.	°C	-15 / 50	-20 / 50
	Heating	Min. / Max.	°C	-20 / 18	-20 / 18
INDOOR				**MJ18PC NSK**	**MJ24PC NSK**
Power Supply			Ø / V / Hz	1 / 220-240 / 50	1 / 220-240 / 50
Power Input	Min. / Nom. / Max.		W	26 / 39 / 60	27 / 45 / 60
Air Flow Rate		H / M / L	m³/min	15.8 / 12.4 / 10.0	16.9 / 12.8 / 10.4
Dimensions	Body	W x H x D	mm	975 x 354 x 209	975 x 354 x 209
Weight	Body		kg (lbs)	10.9 (24.0)	11.5 (25.4)
	Shipping		kg (lbs)	13.9 (30.6)	14.5 (32.0)
Sound Pressure Level	Cooling	H / M / L	dB(A)	44 / 38 / 34	46 / 41 / 36
Sound Power Level	Cooling	Max	dB(A)	59	65
Piping Connections	Drain	O.D. / I.D.	mm	Ø 21.5 / 16.0	Ø 21.5 / 16.0
OUTDOOR				**UUB1 U20**	**UUC1 U40**
Power Supply			Ø / V / Hz	1 / 220-240 / 50	1 / 220-240 / 50
Circuit Breaker		Min	A	20	25
Power Supply Cable (included Earth)			No. x mm²	3C x 2.5	3C x 2.5
Dimensions	Net	W x H x D	mm	870 x 650 x 330	950 x 834 x 330
Weight	Net		kg	44.5	57.7
Compressor	Type		-	Twin Rotary	Twin Rotary
Refrigerant	Type		-	R32	R32
	GWP (Global Warming Potential)		-	675	675
	Precharged Amount		kg	1.2	1.9
	t-CO_2eq.		-	0.810	1.283
	Control		-	EEV	EEV
	Additional Charging Volume		g/m	20	40
	Air Flow Rate	Rated	m³/min x No.	50 x 1	58 x 1
Total Piping Length		Min. / Max.	m	5.0 / 35.0	5.0 / 50.0
Piping Elevation	IDU-ODU	Max.	m	30	30

STANDARD INVERTER (R32)

US30F / US36F

UUC1 U40 UUD1 U30 UUD3 U30

3Phase

R32

LG participates in the ECP programme for EUROVENT AC program.
Check ongoing validity of certification
: www.eurovent-certification.com

COMBINATION				30	36	36
Capacity	Cooling	Min. / Rated / Max.	kW	3.2 / 8.0 / 9.0	3.8 / 9.5 / 12.5	3.8 / 9.5 / 12.5
	Heating	Min. / Rated / Max.	kW	3.6 / 9.0 / 10.0	4.3 / 10.8 / 13.4	4.3 / 10.8 / 13.4
Power Input (Set)	Cooling	Min. / Rated / Max.	kW	0.50 / 2.28 / 3.17	0.30 / 2.57 / 3.91	0.30 / 2.57 / 3.91
	Heating	Min. / Rated / Max.	kW	0.50 / 2.5 / 3.20	0.50 / 2.77 / 3.77	0.50 / 2.77 / 3.77
Running Current	Cooling	Rated	A	10.1	11.4	4.1
	Heating	Rated	A	11.1	12.2	4.4
EER / COP			kWh / kWh	3.51 / 3.60	3.70 / 3.90	3.70 / 3.90
SEER / SCOP			kWh / kWh	7.0 / 4.3	6.10 / 3.85	6.10 / 3.85
Pdesign	Cooling @ 35°C		kW	8	9.5	9.5
	Heating @ -10°C		kW	5.4	8.7	8.7
Seasonal Energy Label	Cooling / Heating		-	A++ / A+	A++ / A	A++ / A
Annual Energy Consumption	Cooling / Heating		kWh	400 / 1,758	545 / 3,164	545 / 3,164
Dehumidification Rate			l/h	2.9	3.8	3.8
ODU Sound Pressure Level	Cooling / Heating	Rated	dB(A)	50 / 52	50 / 50	50 / 50
ODU Sound Power Level	Cooling	Rated	dB(A)	68	66	66
Piping Connections	Liquid		mm (inch)	Ø9.52 (3/8)	Ø9.52 (3/8)	Ø9.52 (3/8)
	Gas		mm (inch)	Ø15.88 (5/8)	Ø15.88 (5/8)	Ø15.88 (5/8)
	Connections Method		-	Flared	Flared	Flared
Operation Range (Outdoor)	Cooling	Min. / Max.	°C	-20 ~ 50	-20 ~ 52	-20 ~ 52
	Heating	Min. / Max.	°C	-20 ~ 18	-25 ~ 18	-25 ~ 18
INDOOR				**US30F NR0**	**US36F NR0**	**US36F NR0**
Power Supply			Ø / V / Hz	1 / 220-240 / 50	1 / 220-240 / 50	1 / 220-240 / 50
Power Input (IDU)		H / M / L	W	47 / 42 / 36	65 / 47 / 42	65 / 47 / 42
Air Flow Rate		H / M / L	m3/min	21 / 17 / 13	25 / 21 / 17	25 / 21 / 17
Dimensions	Body	W x H x D	mm	1,200 x 360 x 265	1,200 x 360 x 265	1,200 x 360 x 265
Weight	Body		kg	18.3	18.3	18.3
Sound Pressure Level	Cooling	H / M / L	dB(A)	46.0 / 42.0 / 38.0	51.0 / 46.0 / 42.0	51.0 / 46.0 / 42.0
Sound Power Level	Cooling	Max.	dB(A)	62	65	65
Piping Connections	Drain	O.D. / I.D.	mm	Ø21.5 / 16.0	Ø21.5 / 16.0	Ø21.5 / 16.0
OUTDOOR				**UUC1 U40**	**UUD1 U30**	**UUD3 U30**
Power Supply			Ø / V / Hz	1 / 220-240 / 50	1 / 220-240 / 50	3 / 380-415 / 50
Circuit Breaker		Min.	A	25	40	20
Power Supply Cable (Included Earth)			No x mm^3	3C x 2.5	3C x 6.0	5C x 2.5
Dimensions	Net	W x H x D	mm	950 x 834 x 330	950 x 1,380 x 330	950 x 1,380 x 330
Weight	Net		kg	57.7	85	85
Compressor	Type		-	Twin Rotary	Inverter Scroll	Inverter Scroll
Refrigerant	Type		-	R32	R32	R32
	GWP (Global Warming Potential)		-	675	675	675
	Precharged Amount		kg	1.9	3.0	3.0
	t-CO_2eq		-	1.283	2.025	2.025
	Additional Charge (After 7.5m)		g/m	40	40	40
Fan	Air Flow Rate	Rated	m^3/min x No.	58 x 1	55 x 2	55 x 2
Total Piping Length		Min. / Max.	m	5 / 50	5 / 85	5 / 85
Piping Elevation	IDU - ODU	Max.	m	30	30	30

Note :
1. Due to our policy of innovation some specifications may be changed without notification.
2. Performances are based on the following conditions (It is accordance with EN14511)
   - Cooling : Indoor Ambient Temp 27°C DB / 19°C WB, Outdoor Ambient Temp 35°C DB / 24°C WB
   - Heating : Indoor Ambient Temp 20°C DB / 15°C WB, Outdoor Ambient Temp 7°C DB / 6°C WB
   - Interconnected Pipe is standard length and difference of Elevation (Outdoor ~ Indoor Unit) is 0m.
3. Sound Level Values are measured at Noise Measuring chamber accordance with standard. Therefore, these values depend on the ambient conditions and values are normally higher in actual operation.
4. This product contains fluorinated greenhouse gases. (R32)

COMPACT INVERTER (R32)

US30F / US36F

UUB1 U20 UUC1 U40

R32

LG participates in the ECP programme for EUROVENT AC program.
Check ongoing validity of certification
: www.eurovent-certification.com

COMBINATION				30	36
Capacity	Cooling	Min. / Rated / Max.	kW	3.0 / 7.5 / 8.3	3.8 / 9.5 / 10.6
	Heating	Min. / Rated / Max.	kW	3.1 / 7.7 / 8.5	4.3 / 10.8 / 11.5
Power Input (Set)	Cooling	Min. / Rated / Max.	kW	0.50 / 2.31 / 2.77	0.60 / 3.06 / 3.67
	Heating	Min. / Rated / Max.	kW	0.40 / 2.14 / 2.78	0.60 / 3.0 / 3.72
Running Current	Cooling	Rated	A	10.1	13.6
	Heating	Rated	A	9.3	13.3
EER / COP			kWh / kWh	3.25 / 3.60	3.10 / 3.60
SEER / SCOP			kWh / kWh	6.8 / 4.1	6.4 / 4.1
Pdesign	Cooling @ 35°C		kW	7.5	9.5
	Heating @ -10°C		kW	4.3	5.8
Seasonal Energy Label	Cooling / Heating		-	A++ / A+	A++ / A+
Annual Energy Consumption	Cooling / Heating		kWh	386 / 1,468	520 / 1,980
Dehumidification Rate			l/h	3.0	3.5
ODU Sound Pressure Level	Cooling / Heating	Rated	dB(A)	50 / 54	54 / 56
ODU Sound Power Level	Cooling	Rated	dB(A)	67	70
Piping Connections	Liquid		mm (inch)	Ø9.52 (3/8)	Ø9.52 (3/8)
	Gas		mm (inch)	Ø15.88 (5/8)	Ø15.88 (5/8)
	Connections Method		-	Flared	Flared
Operation Range (Outdoor)	Cooling	Min. / Max.	°C	-10 ~ 48	-20 ~ 50
	Heating	Min. / Max.	°C	-15 ~ 18	-15 ~ 18
INDOOR				**US30F NR0**	**US36F NR0**
Power Supply			Ø / V / Hz	1 / 220-240 / 50	1 / 220-240 / 50
Power Input (IDU)		H / M / L	W	47 / 42 / 36	65 / 47 / 42
Air Flow Rate		H / M / L	m3/min	21 / 17 / 13	25 / 21 / 17
Dimensions	Body	W x H x D	mm	1,200 x 360 x 265	1,200 x 360 x 265
Weight	Body		kg	18.3	18.3
Sound Pressure Level	Cooling	H / M / L	dB(A)	46.0 / 42.0 / 38.0	51.0 / 46.0 / 42.0
Sound Power Level	Cooling	Max.	dB(A)	62	65
Piping Connections	Drain	O.D. / I.D.	mm	Ø21.5 / 16.0	Ø21.5 / 16.0
OUTDOOR				**UUB1 U20**	**UUC1 U40**
Power Supply			Ø / V / Hz	1 / 220-240 / 50	1 / 220-240 / 50
Circuit Breaker		Min.	A	20	25
Power Supply Cable (Included Earth)			No x mm^3	3C x 2.5	3C x 2.5
Dimensions	Net	W x H x D	mm	870 x 650 x 330	950 x 834 x 330
Weight	Net		kg	44.5	57.7
Compressor	Type		-	Twin Rotary	Twin Rotary
Refrigerant	Type		-	R32	R32
	GWP (Global Warming Potential)		-	675	675
	Precharged Amount		kg	1.2	1.9
	t-CO_2eq		-	0.81	1.283
	Additional Charge (After 7.5m)		g/m	40	40
Fan	Air Flow Rate	Rated	m^3/min x No.	50 x 1	58 x 1
Total Piping Length		Min. / Max.	m	5 / 35	5 / 50
Piping Elevation	IDU - ODU	Max.	m	30	30

Note :
1. Due to our policy of innovation some specifications may be changed without notification.
2. Performances are based on the following conditions (It is accordance with EN14511)
   - Cooling : Indoor Ambient Temp 27°C DB / 19°C WB, Outdoor Ambient Temp 35°C DB / 24°C WB
   - Heating : Indoor Ambient Temp 20°C DB / 15°C WB, Outdoor Ambient Temp 7°C DB / 6°C WB
   - Interconnected Pipe is standard length and difference of Elevation (Outdoor ~ Indoor Unit) is 0m.
3. Sound Level Values are measured at Noise Measuring chamber accordance with standard. Therefore, these values depend on the ambient conditions and values are normally higher in actual operation.
4. This product contains fluorinated greenhouse gases. (R32)

Air Handling Applications

Economically feasible solution for pair application with air handling units.

Return/Room Air Temperature Control

- Temp Sensors
- Comm. Line
- Central Comm. Line to ODU
- Ref. Pipe

T_E = Evaporator Temperature (Liquid Pipe / Gas Pipe)
T_R = Return Air Temperature
T_{ROOM} = Room Air Temperature

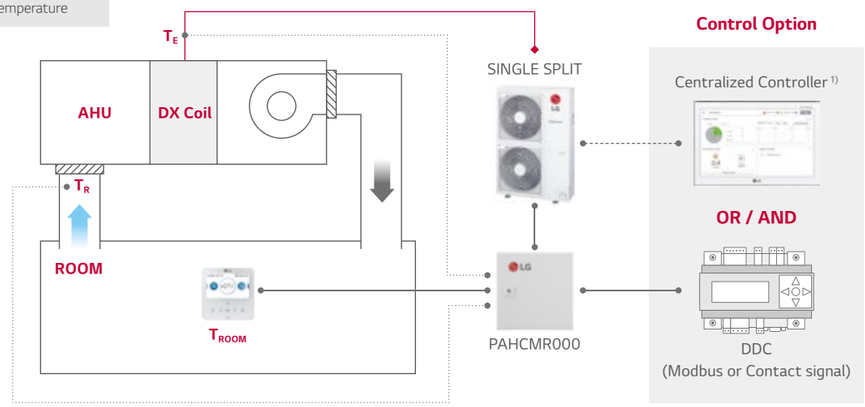

Discharge Air Temperature Control

- Temp Sensors
- Comm. Line
- Central Comm. Line to ODU
- Ref. Pipe

T_E = Evaporator Temperature (Liquid Pipe / Gas Pipe)
T_D = Discharge Air Temperature
T_{ROOM} = Room Air Temperature

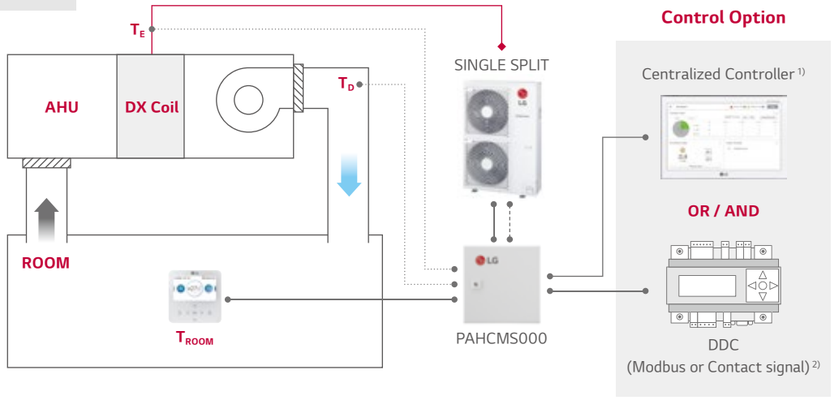

1) PI485(PMNFP14A1) is required for using centralized controller.
2) In case of applying DDC with contact signal, discharge air temperature should be measured and controlled by DDC.
3) For more detail, please refer to the PDB of AHU Communication Kit.

Communication Kit

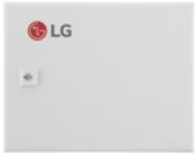

PAHCMR000 / PAHCMS000

Specification

MODEL	COMBINATION		DESCRIPTION	DIMENSIONS (MM)		
	OUTDOOR UNIT	CENTRALIZED CONTROLLER		W	H	D
PAHCMR000	Single Split	•	Return / Room air temperature control by DDC or LG individual / centralized controller	300	300	155
PAHCMS000	Single Split	•	Discharge air temperature control by DDC or LG individual / centralized controller	380	300	155

Function list for Communication kit

FUNCTION LIST*		PAHCMR000	PAHCMS000	NOTE
Control	Comm. Kit Operation	On / Off	On / Off	
	Operation Mode 1)	Cooling / Heating	Cooling / Heating	
	Return (room) Air Temperature	16~30°C	-	
	Discharge Air Temperature 2)	-	16~30°C	Available in case of using DDC with Modbus or LG Control system
	Fan Speed 3)	Low / Middle / High	Low / Middle / High	It may not be possible depending on the particular condition
	Forced Thermal On / Off	On / Off	-	Available in case of using DDC with contact signal
	Capacity Control	-	•	Available in case of using DDC with Modbus or contact signal
Monitor	Comm. Kit Operation	On / Off	On / Off	
	Operation Mode 1)	Cooling / Heating	Cooling / Heating	Available in case of using DDC with Modbus or LG Control system
	Fan Speed	Low / Middle / High	Low / Middle / High	
	Error Alarm	•	•	
	Compressor On / Off	On / Off	On / Off	Available in case of using DDC with Modbus or LG individual controller PAHCMR000 doesn't provide this in case of using DDC with contact signal

1) Available operation mode can be varied depending on the setting of AHU Communication Kit.
2) This range may differ depending on the type of controller.
3) To control and monitor the fan speed, DO ports for the fan speed status have to be connected with the fan unit.
* Some of functions may not be possible depending on the setting of AHU Communication Kit. For more details of condition, please refer to the product data book.

Combination Table

		R32				R410A	
Model Name		UUA1 UL0	UUB1 U20	UUC1 U40	UUD1 U30 UUD3 U30	UU70W U34	UU85W U74
Capacity Index Range	kBtu/h	9 ~18	18 ~ 30	24 ~ 36	36 ~ 60	70	85
	kW	2.5 ~ 5.0	5.0 ~ 8.0	6.8 ~ 10.0	10.0 ~ 14.6	20.0	25.0
PAHCMR000		X	O	O	O	O	O
PAHCMS000		X	O	O	O	O	O

ACCESSORIES

UVnano™ Filter Box

UVnano Filter Box can effectively create a safe indoor environment by trapping and removing various harmful substances such as fine dust, bacteria and viruses in the form of droplets.

UVnano Filter Box Kit (Included ePM1 Filter)
PBM13M3UA0 / PBM13M2UA0 / PBM13M1UA0

ePM1 Filter
FBM13M3UA0 / FBM13M2UA0 / FBM13M1UA0

PLATFORM		UNIT	M3 PLATFORM	M2 PLATFORM	M1 PLATFORM
MODEL NAME			PBM13M3UA0	PBM13M2UA0	PBM13M1UA0
Duct UVnano Filter Box		-	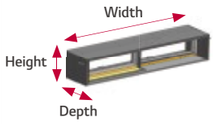	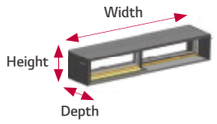	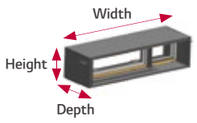
Net Size (W x H x D)		mm	1,250 x 360 x 280	1,250 x 270 x 280	900 x 270 x 280
Shipping Size (W x H x D)		mm	1,440 x 430 x 377	1,440 x 340 x 377	1,048 x 340 x 377
Net Weight		kg	12.7	11.6	9.1
Pre-Filter (1)	Size (W x H x D)	mm	596 x 377 x 4	596 x 247 x 4	596 x 247 x 4
	Mesh	-	34 x 39	34 x 39	34 x 39
	Color	-	Black	Black	Black
	Quantity	EA	2	2	1
Pre-Filter (2)	Size (W x H x D)	mm	-	-	247 x 247 x 4
	Mesh	-	-	-	34 x 39
	Color	-	-	-	Black
	Quantity	EA	-	-	1
UVnano	UVC Wavelength	nm	275	275	275
	UVC LED Quantity	EA	8	8	8
Filter (1)	Model Name		FBM13M3UA0	FBM13M2UA0	FBM13M1UA0
	Size (W x H x D)	mm	600 x 341 x 50.8	600 x 251 x 50.8	600 x 251 x 50.8
	Quantity	EA	2	2	1
	Grade	-	*ePM_1 65%	ePM_1 65%	ePM_1 65%
Filter (2)	Size (W x H x D)	mm	-	-	250 x 251 x 50.8
	Quantity	EA	-	-	1
	Grade	-	-	-	ePM_1 65%

* Grade : ISO 16890

LG Wi-Fi Modem

Control conditioners by using internet devices such as Android or iOS smartphones.

PWFMDD200

Features

- User can enjoy anytime, anywhere access with Wi-Fi equipped device through ThinQ mobile app.
- This allows the user to access the unit remotely to switch unit on or off before or after leaving the vicinity.
- LG's exclusive Home Appliances control app (ThinQ) is available.
- Simple operation for various functions.
  - On / Off
  - Operation Mode
  - Current / Set Temperature
  - Fan Speed
  - Vane Control [1)]
  - Reservation (Sleep, Weekly On / Off)
  - Energy Monitoring [2)]
  - Filter Management
  - Error Check
  - Air Purify [3)]

Download on the App Store | GET IT ON Google Play

Model Name	PWFMDD200
Size (W x H x D, mm)	48 x 68 x 14
Interfaceable Products	System Air Conditioner [3)]
Connection Type	Indoor unit 1:1
Communication Frequency	2.4 GHz
Wireless Standards	IEEE 802.11b/g/n
Mobile Application	ThinQ (Android v4.1(Jellybean) or higher, iPhone iOS 9.0 or higher)
Optional Extension Cable	PWYREW000 (10m extension)

Note : 1. Functionality may be different according to each IDU model.
2. User interface of application shall be revised for its design and contents improvement.
3. Application is optimized for smartphone use, so it may not be well functioning with tablet devices.
1) Vane Control may not be possible according to the type of Indoor unit.
2) LG Centralized controller and PDI installation is required for this function.
3) For the compatibility with indoor units, regional LG office.

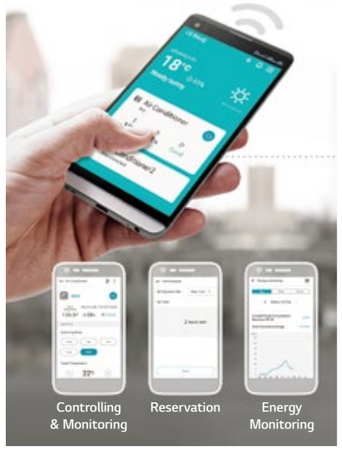

Overview

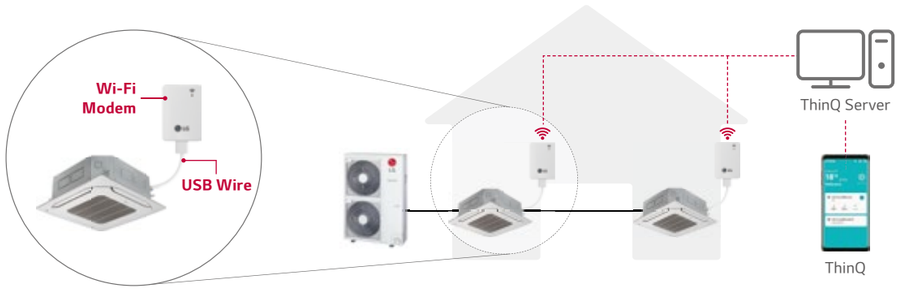

※ Search "ThinQ" on Google market or Appstore then download the app.
※ Internet service with Wi-Fi connection has to be available.
※ For our policy of continuous ThinQ App improvement, specification, design and features are subject to change without prior notice.

Standard Wired Remote Controller

For more LG Air Conditioner information, please visit our Youtube channel through QR code.

Standard III
PREMTB100

Standard III
PREMTBB10

Standard II
PREMTB001

Standard II
PREMTBB01

Model Name	PREMTB100 PREMTBB10	PREMTB001 PREMTBB01
Operation Mode	On / Off, Fan Speed Control, Temperature Setting	
Mode Change	Cooling, Heating, Auto, Dehumidification, Fan	
Auto Swing / Vane Control	•	•
Reservation	Simple, Sleep, On / Off, Weekly, Holiday	
Time Display	•	•
Electrical Failure Compensation	•	•
Child Lock	•	•
Operation Status LED	•	•
Indoor Temperature Display	•	•
Wireless Remote Controller Receiver	-	•
Size (W x H x D, mm)	120 x 120 x 16	120 x 121 x 16
Backlight	•	•

※ Refer to each model PDB for applicable models.

Remote Controller

PWLSSB21H

PI 485

PMNFP14A1

Power : Single phase AC 220V 50/60Hz
Max. no of the indoor units that can be connected : 64 UNITS
Model applied : RAC / Multi / Single / Therma V

※ Refer to each product PDB for applicable models.

Dry Contact

PDRYCB000

PDRYCB400

PDRYCB320

PDRYCB500

※ Refer to each product PDB for applicable models.

Model	PDRYCB000	PDRYCB400	PDRYCB320	PDRYCB500
Contact Point	1 Control Point	2 Control Point	8 Control Point	Modbus RTU
Power Input	AC 220V from outside power source	DC 5V & 12V from indoor unit PCB	DC 5V & 12V from indoor unit PCB	DC 5V & 12 V from indoor unit PDB
Voltage / Non Voltage Input	-	•	•	-
On / Off Control	•	•	•	•
Lock / Unlock	•	•	•	
Fan Speed Setting	-	-	•	•
Thermo Off	-	•	•	-
Energy Saving	-	•	-	-
Temperature Setting	-	•	•	•
Error Monitoring	•	•	•	•
Operation Monitoring	•	•	•	•

NOTE

H-INVERTER (R32)

UT09FH NQ0 / UT12FH NQ0

(Unit : mm)

	PART NAME
1	Gas Pipe Connection
2	Liquid Pipe Connection
3	Drain Pipe Connection
4	Power and Communication Cable Routing Hole
5	Wired Remote Controller Wire Routing Hole
6	Air Inlet
7	Air Outlet
8	Decoration Panel (Accessory)
9	Decoration Corner Cover
10	Decoration Corner Display Cover
11	Flexible Drain Hose
12	Fresh air Intake Hole

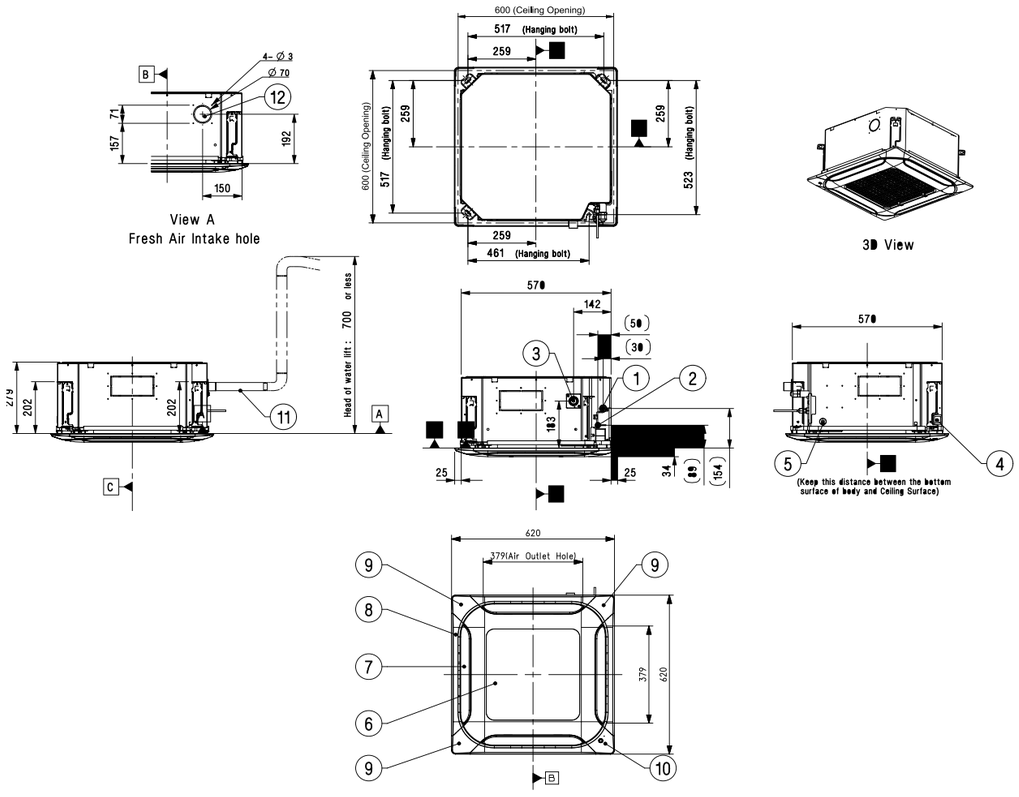

H-INVERTER (R32)

UT18FH NB0

(Unit : mm)

	PART NAME
1	Gas Pipe Connection
2	Liquid Pipe Connection
3	Drain Pipe Connection
4	Power and Communication Cable Routing Hole
5	Wired Remote Controller Wire Routing Hole
6	Air Inlet
7	Air Outlet
8	Decoration Panel (Accessory)
9	Decoration Corner Cover
10	Decoration Corner Display Cover
11	Flexible Drain Hose

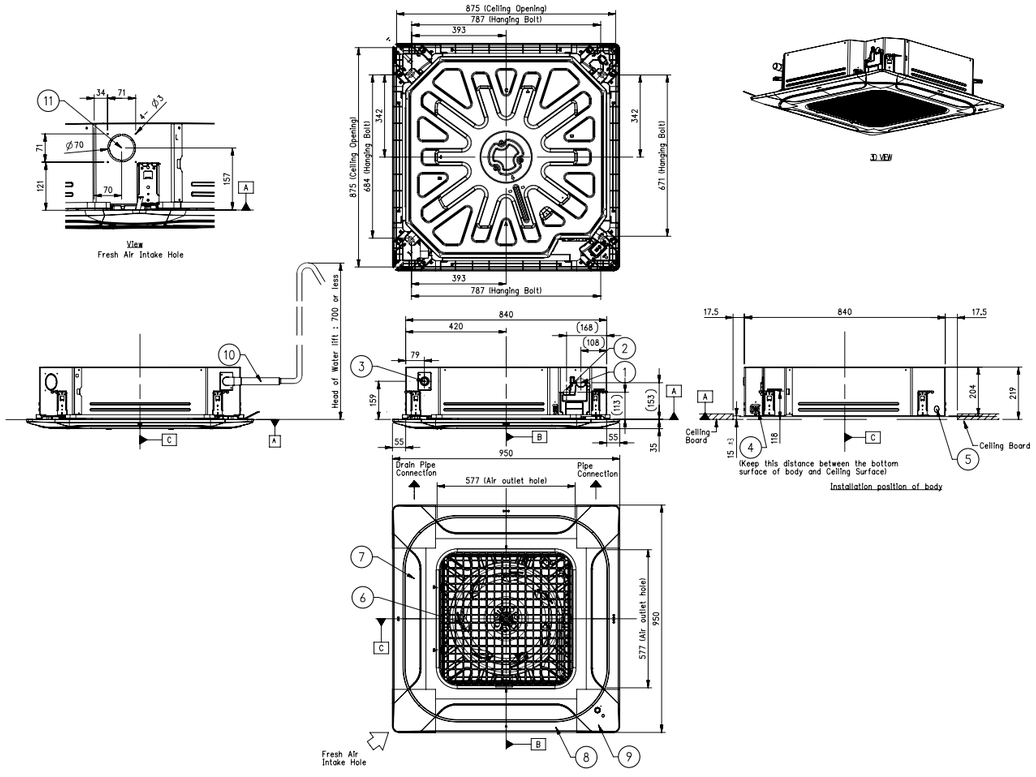

CEILING MOUNTED CASSETTE

H-INVERTER (R32)

UT24FH NA0 / UT30FH NA0 / UT36FH NA0 / UT42FH NA0
UT48FH NA0 / UT60FH NA0

(Unit : mm)

	PART NAME
1	Gas Pipe Connection
2	Liquid Pipe Connection
3	Drain Pipe Connection
4	Power and Communication Cable Routing Hole
5	Wired Remote Controller Wire Routing Hole
6	Air Inlet
7	Air Outlet
8	Decoration Panel (Accessory)
9	Decoration Corner Cover
10	Flexible Drain Hose
11	Fresh Air Intake Hole

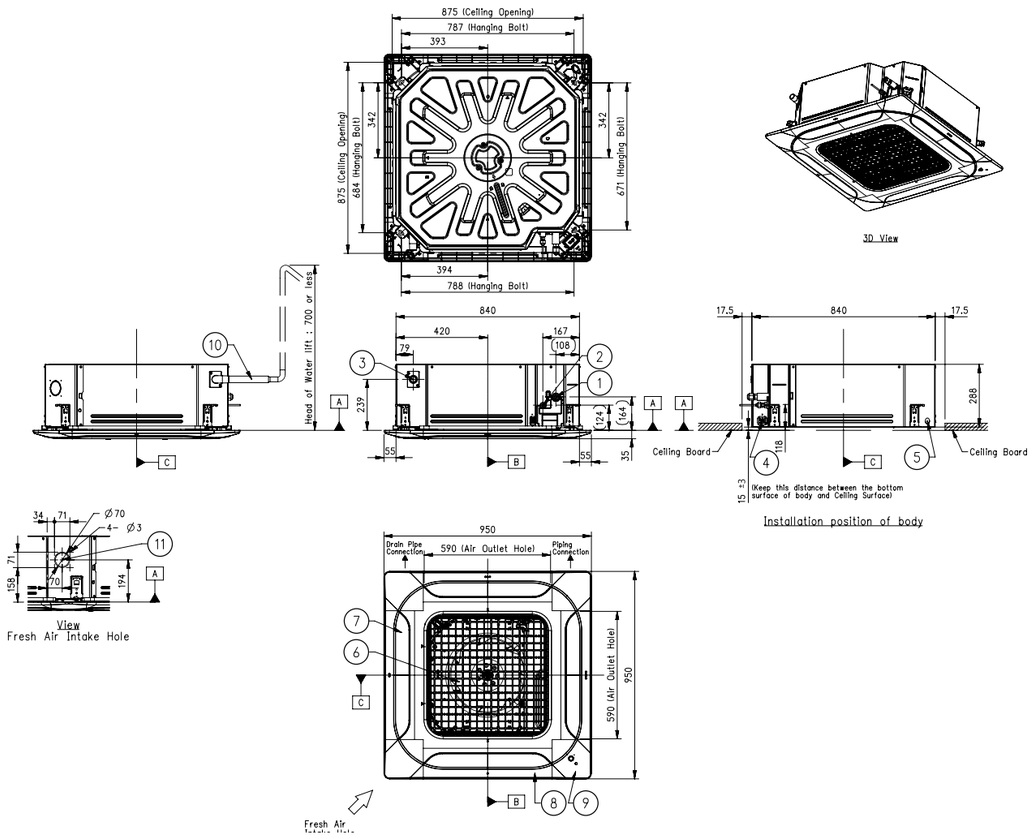

STANDARD INVERTER (R32)

CT09F NR0 / CT12F NR0

(Unit : mm)

	PART NAME
1	Gas Pipe Connection
2	Liquid Pipe Connection
3	Drain Pipe Connection
4	Power and Communication Cable Routing Hole
5	Wired Remote Controller Wire Routing Hole
6	Air Inlet
7	Air Outlet
8	Decoration Panel (Accessory)
9	Decoration Corner Cover
10	Decoration Corner Display Cover
11	Flexible Drain Hose
12	Fresh air Intake Hole

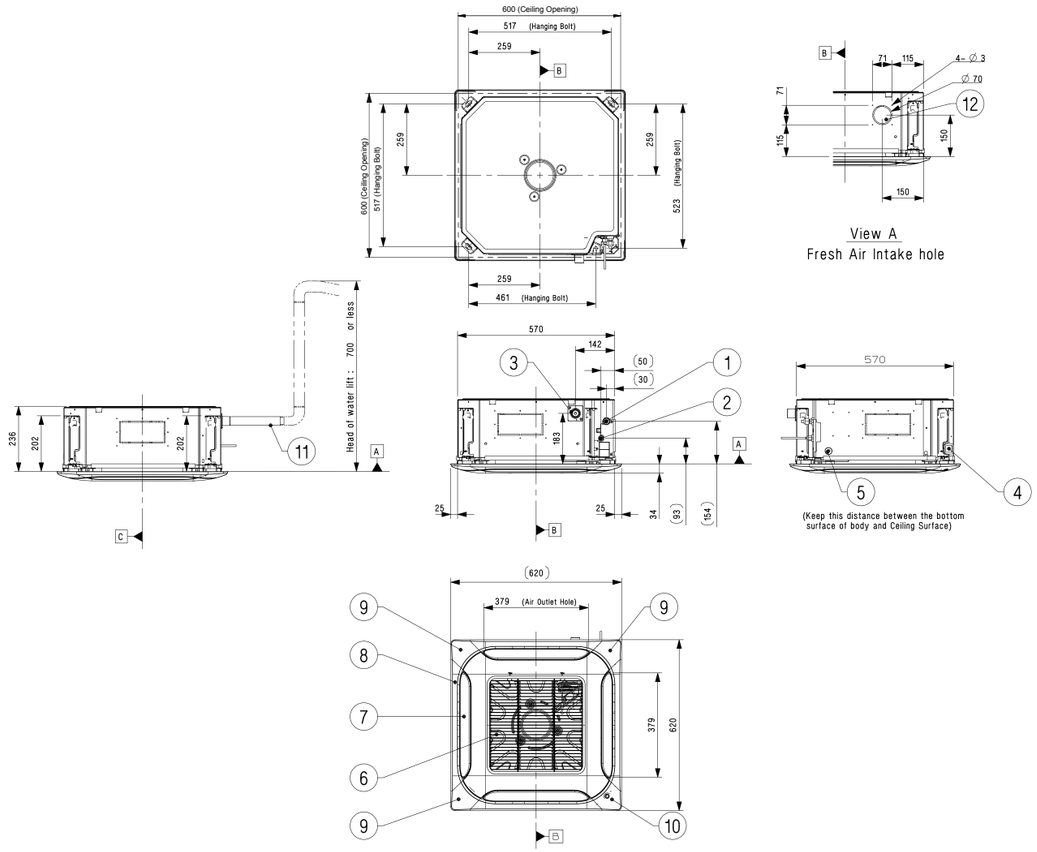

CEILING MOUNTED CASSETTE

STANDARD / COMPACT INVERTER (R32)

CT18F NQ0

(Unit : mm)

	PART NAME
1	Gas Pipe Connection
2	Liquid Pipe Connection
3	Drain Pipe Connection
4	Power and Communication Cable Routing Hole
5	Wired Remote Controller Wire Routing Hole
6	Air Inlet
7	Air Outlet
8	Decoration Panel (Accessory)
9	Decoration Corner Cover
10	Decoration Corner Display Cover
11	Flexible Drain Hose
12	Fresh air Intake Hole

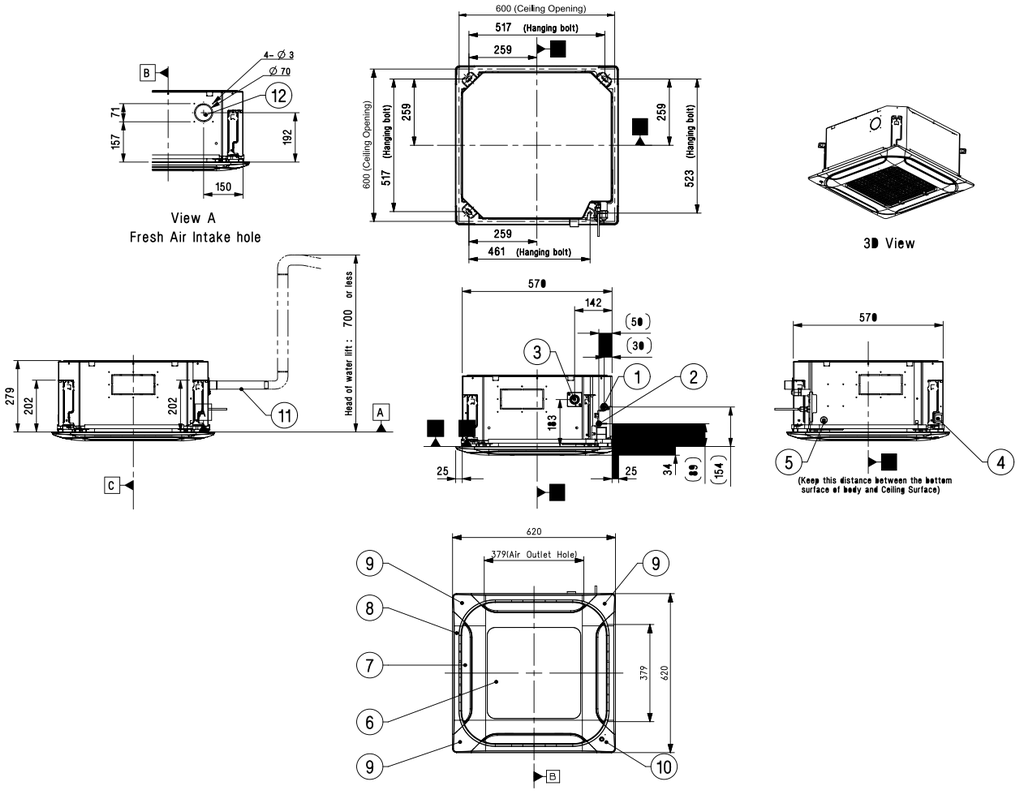

STANDARD / COMPACT INVERTER (R32)

CT24F NB0 / UT30F NB0

(Unit : mm)

	PART NAME
1	Gas Pipe Connection
2	Liquid Pipe Connection
3	Drain Pipe Connection
4	Power and Communication Cable Routing Hole
5	Wired Remote Controller Wire Routing Hole
6	Air Inlet
7	Air Outlet
8	Decoration Panel (Accessory)
9	Decoration Corner Cover
10	Flexible Drain Hose
11	Fresh Air Intake Hole

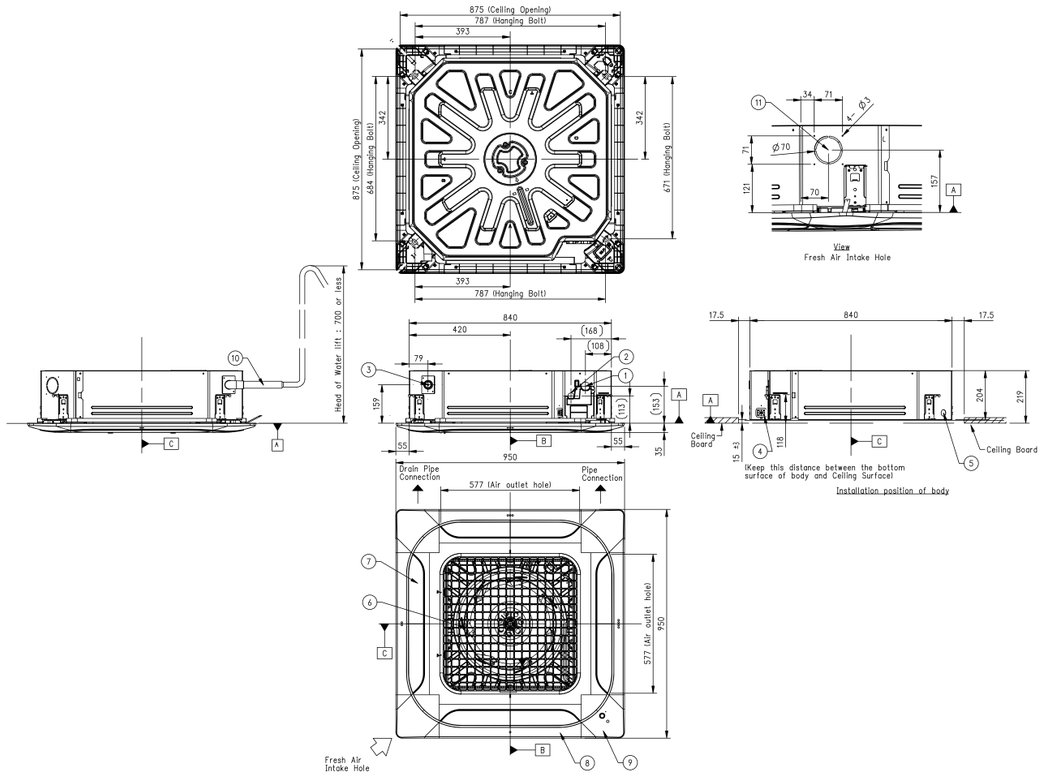

STANDARD / COMPACT INVERTER (R32)

UT36F NA0

(Unit : mm)

	PART NAME
1	Gas Pipe Connection
2	Liquid Pipe Connection
3	Drain Pipe Connection
4	Power and Communication Cable Routing Hole
5	Wired Remote Controller Wire Routing Hole
6	Air Inlet
7	Air Outlet
8	Decoration Panel (Accessory)
9	Decoration Corner Cover
10	Flexible Drain Hose
11	Fresh Air Intake Hole

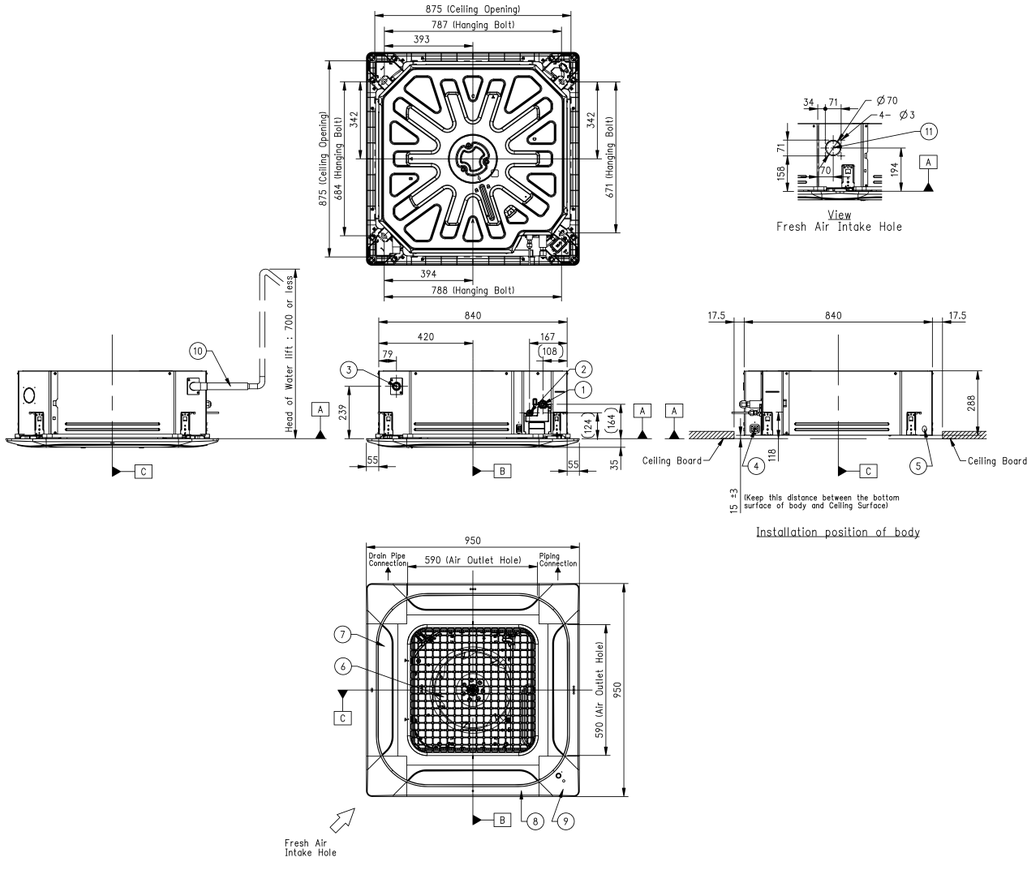

STANDARD NVERTER (R32)

UT42F NA0 / UT48F NA0 / UT60F NA0

(Unit : mm)

	PART NAME
1	Gas Pipe Connection
2	Liquid Pipe Connection
3	Drain Pipe Connection
4	Power and Communication Cable Routing Hole
5	Wired Remote Controller Wire Routing Hole
6	Air Inlet
7	Air Outlet
8	Decoration Panel (Accessory)
9	Decoration Corner Cover
10	Flexible Drain Hose
11	Fresh Air Intake Hole

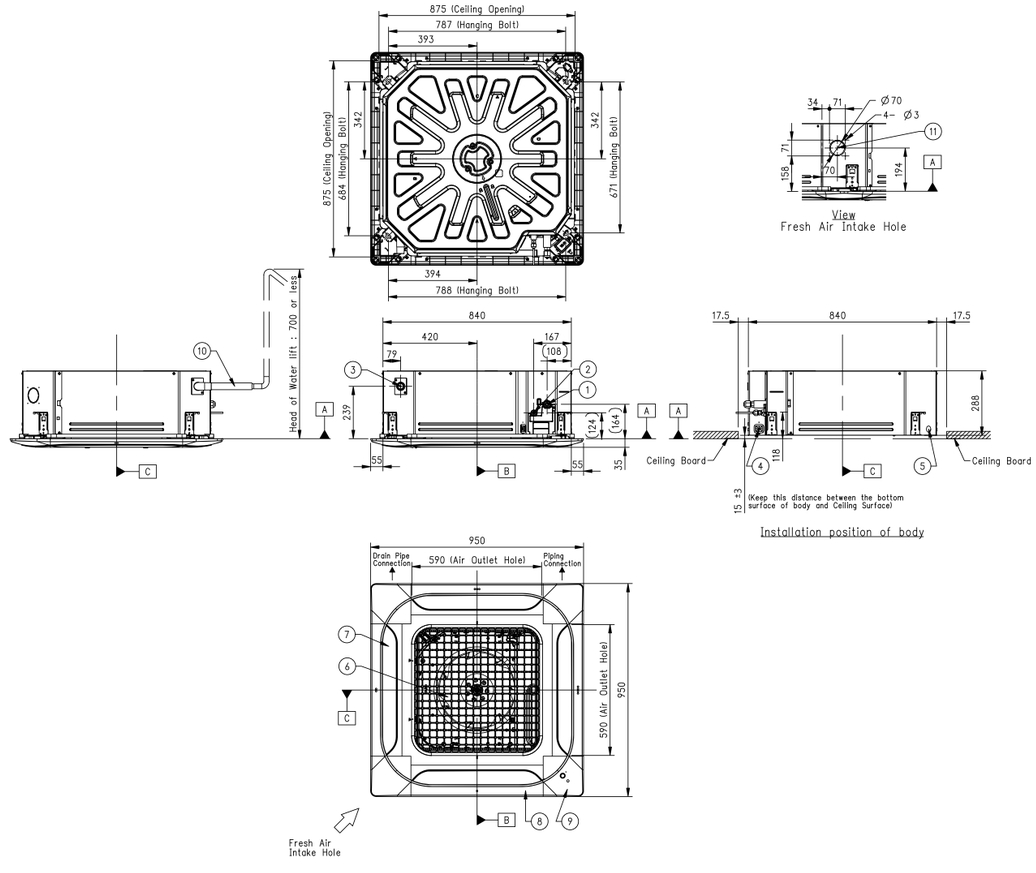

H-INVERTER (R32) / MID STATIC

UM12FH N10 / UM18FH N10

(Unit : mm)

	PART NAME
1	Gas Pipe Connection
2	Liquid Pipe Connection
3	Drain Pipe Connection
4	Power and Communication Cable Routing Hole
5	Remote Controller Cable Hole
6	Air Inlet
7	Air Outlet
8	Air Filters
9	Control Cover

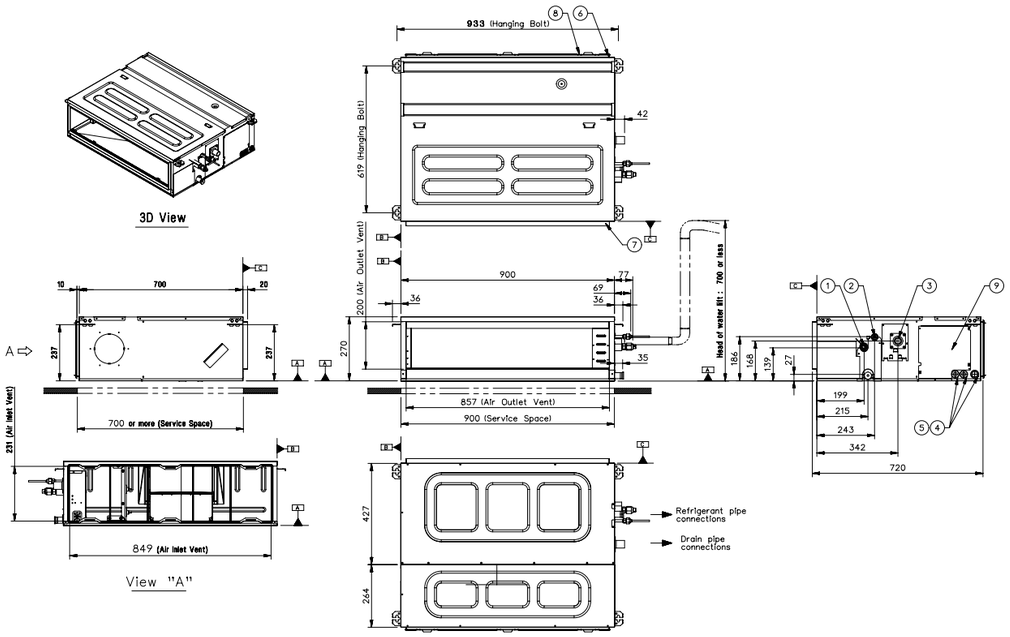

CEILING CONCEALED DUCT

H-INVERTER (R32) / MID STATIC

UM24FH N20 / UM30FH N20

(Unit : mm)

	PART NAME
1	Gas Pipe Connection
2	Liquid Pipe Connection
3	Drain Pipe Connection
4	Power and Communication Cable Routing Hole
5	Remote Controller Cable Hole
6	Air Inlet
7	Air Outlet
8	Air Filters
9	Control Cover

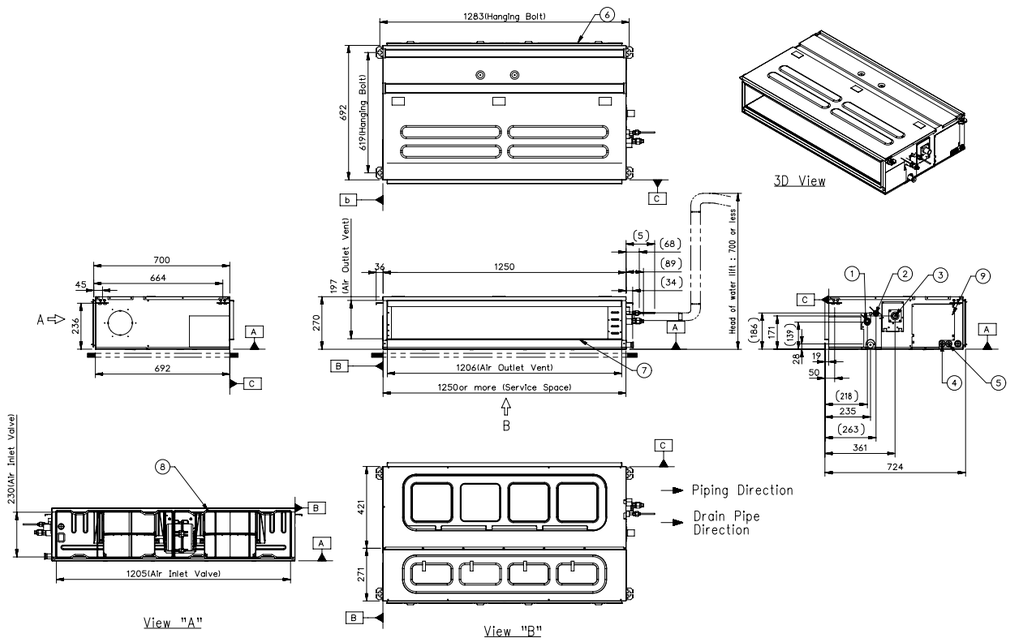

H-INVERTER (R32) / MID STATIC

UM36FH N30 / UM42FH N30 / UM48FH N30

(Unit : mm)

	PART NAME
1	Gas Pipe Connection
2	Liquid Pipe Connection
3	Drain Pipe Connection
4	Power and Communication Cable Routing Hole
5	Remote Controller Cable Hole
6	Air Inlet
7	Air Outlet
8	Air Filters
9	Control Cover

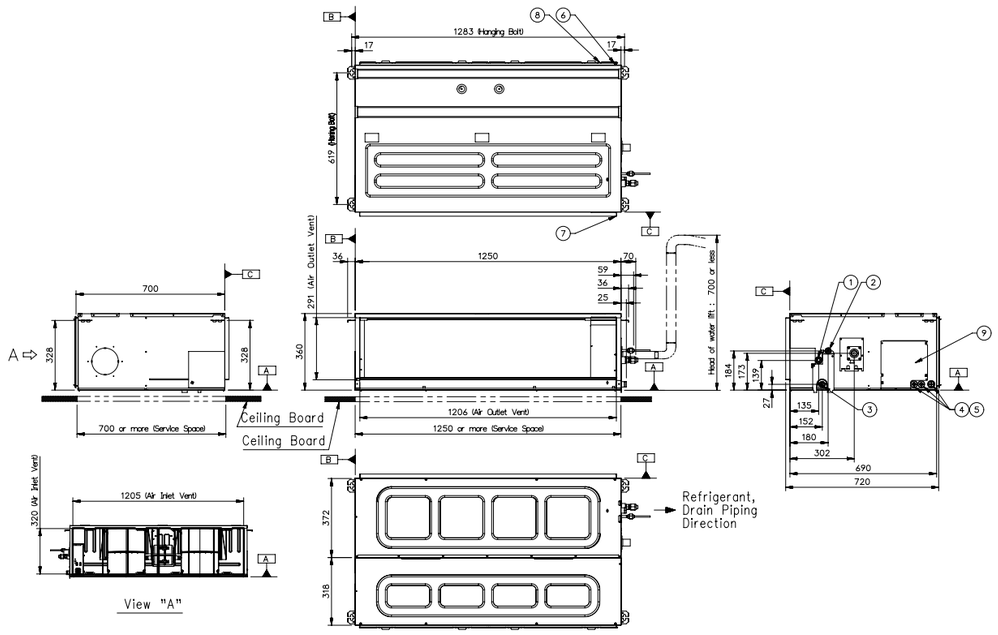

H-INVERTER (R32) / LOW STATIC

UL12FH N50

(Unit : mm)

	PART NAME
1	Liquid Pipe Connection
2	Gas Pipe Connection
3	Drain Pipe Connection
4	Power supply Connection
5	Air Discharge
6	Air Suction

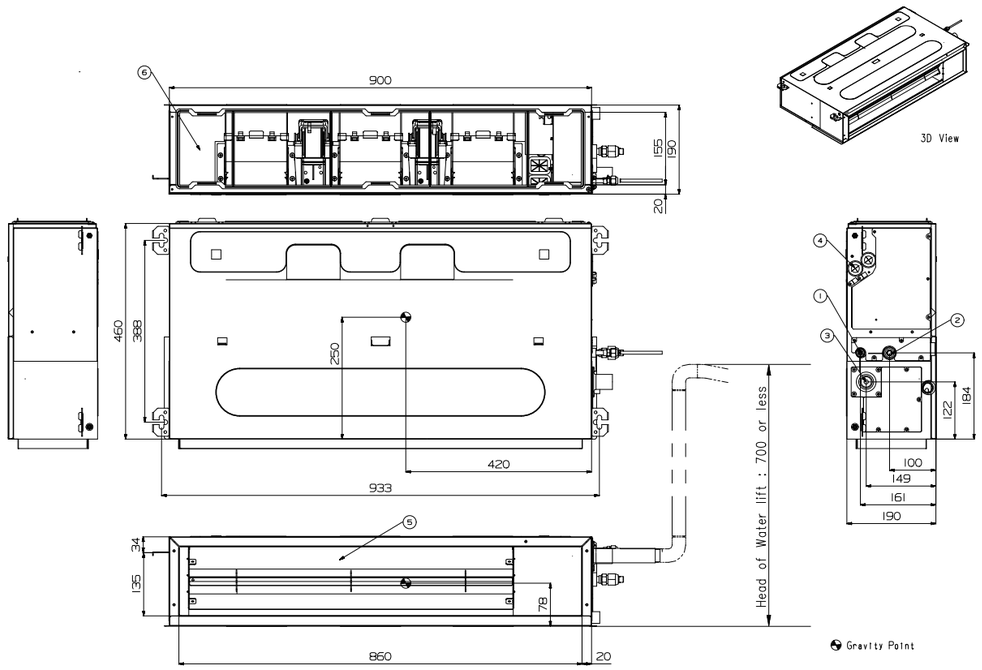

H-INVERTER (R32) / LOW STATIC

UL18FH N30

(Unit : mm)

	PART NAME
1	Liquid Pipe Connection
2	Gas Pipe Connection
3	Drain Pipe Connection
4	Power supply Connection
5	Air Discharge
6	Air Suction

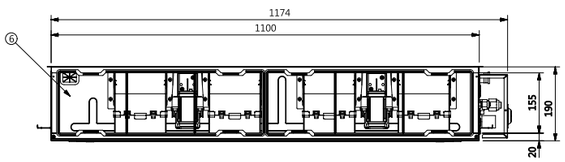

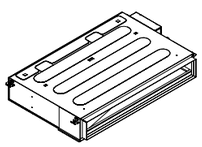

3D-VIEW

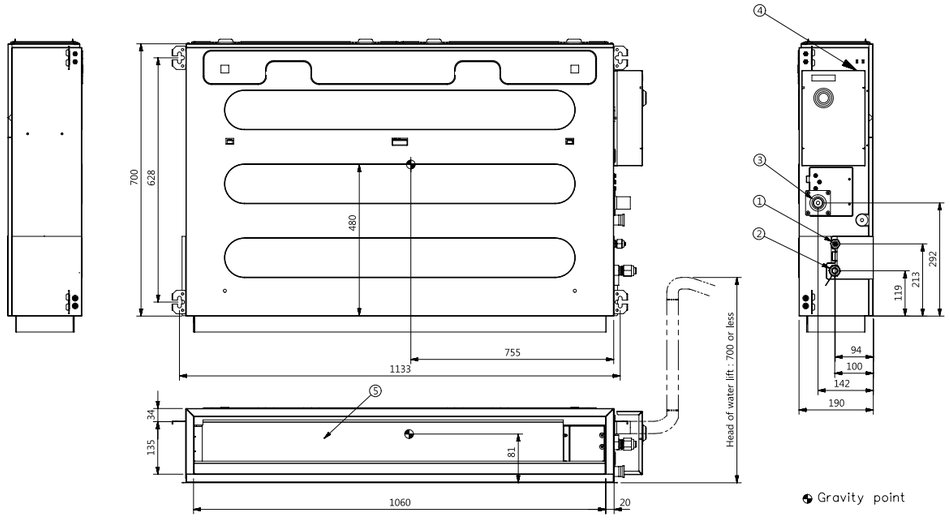

STANDARD / COMPACT INVERTER (R32) / MID STATIC

CM18F N10 / CM24F N10 / UM30F N10

(Unit : mm)

	PART NAME
1	Gas Pipe Connection
2	Liquid Pipe Connection
3	Drain Pipe Connection
4	Power and Communication Cable Hole
5	Remote Controller Cable Hole
6	Air Inlet
7	Air Outlet
8	Air Filters
9	Control Cover

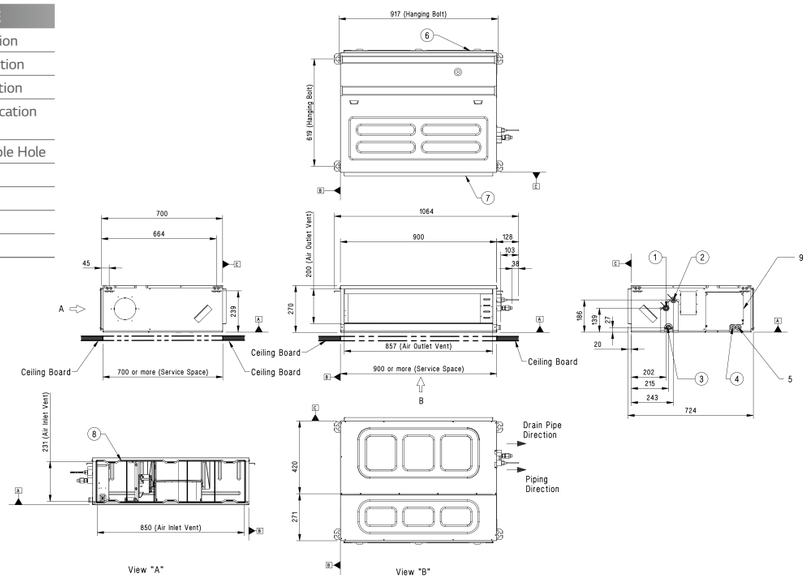

STANDARD / COMPACT INVERTER (R32) / MID STATIC

UM36F N20

(Unit : mm)

	PART NAME
1	Gas Pipe Connection
2	Liquid Pipe Connection
3	Drain Pipe Connection
4	Power and Communication Cable Hole
5	Remote Controller Cable Hole
6	Air Inlet
7	Air Outlet
8	Air Filters
9	Control Cover

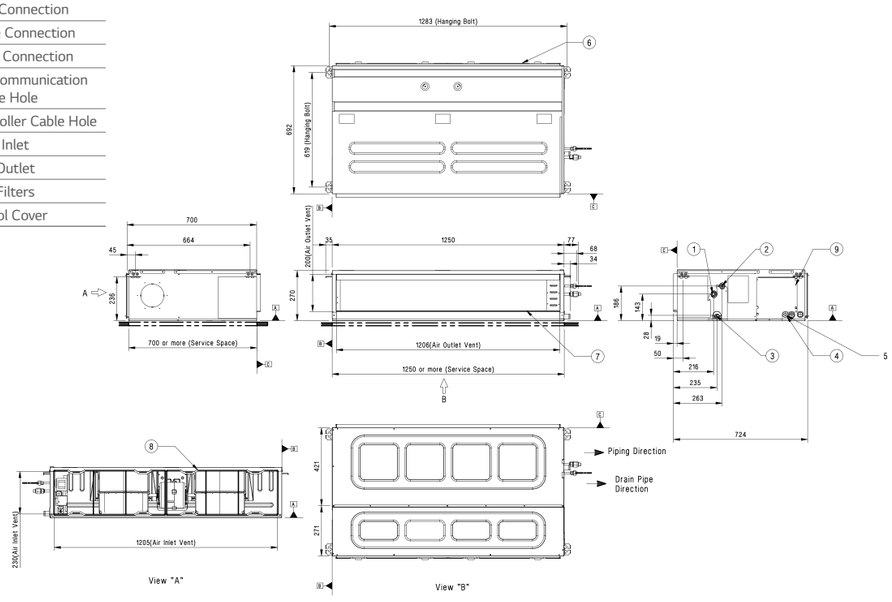

STANDARD INVERTER (R32) / MID STATIC

UM42F N20

(Unit : mm)

	PART NAME
1	Gas Pipe Connection
2	Liquid Pipe Connection
3	Drain Pipe Connection
4	Power and Communication Cable Hole
5	Remote Controller Cable Hole
6	Air Inlet
7	Air Outlet
8	Air Filters
9	Control Cover

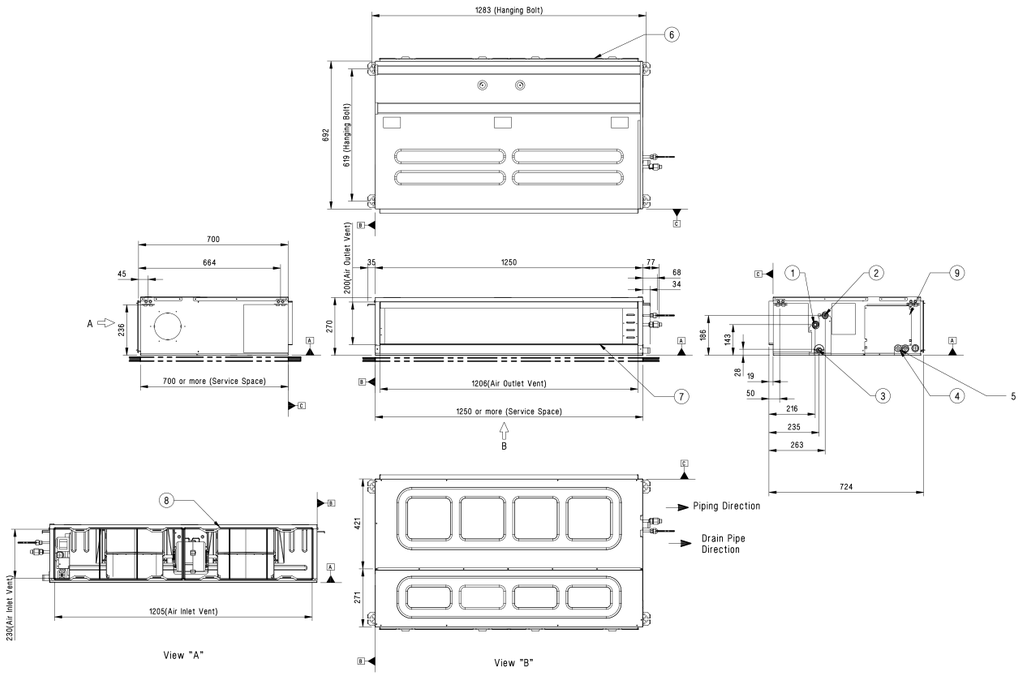

STANDARD INVERTER (R32) / MID STATIC

UM48F N30 / UM60F N30

(Unit : mm)

	PART NAME
1	Gas Pipe Connection
2	Liquid Pipe Connection
3	Drain Pipe Connection
4	Power and Communication Cable Hole
5	Remote Controller Cable Hole
6	Air Inlet
7	Air Outlet
8	Air Filters
9	Control Cover

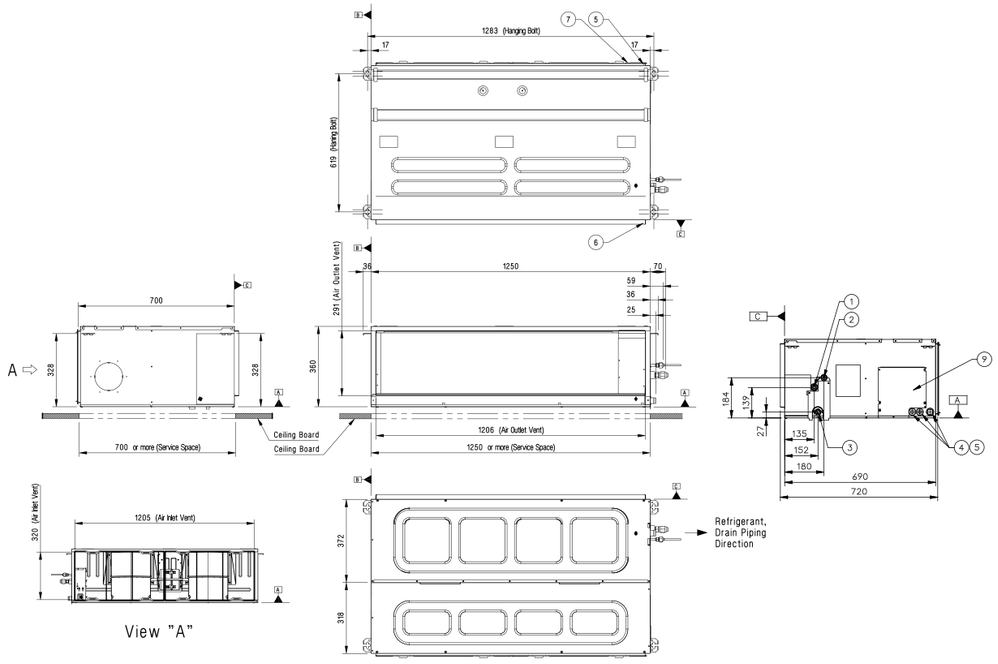

STANDARD INVERTER (R32) / LOW STATIC

CL09F N50 / CL12F N50

(Unit : mm)

	PART NAME
1	Liquid Pipe Connection
2	Gas Pipe Connection
3	Drain Pipe Connection
4	Power Supply Connection
5	Air Discharge
6	Air Suction

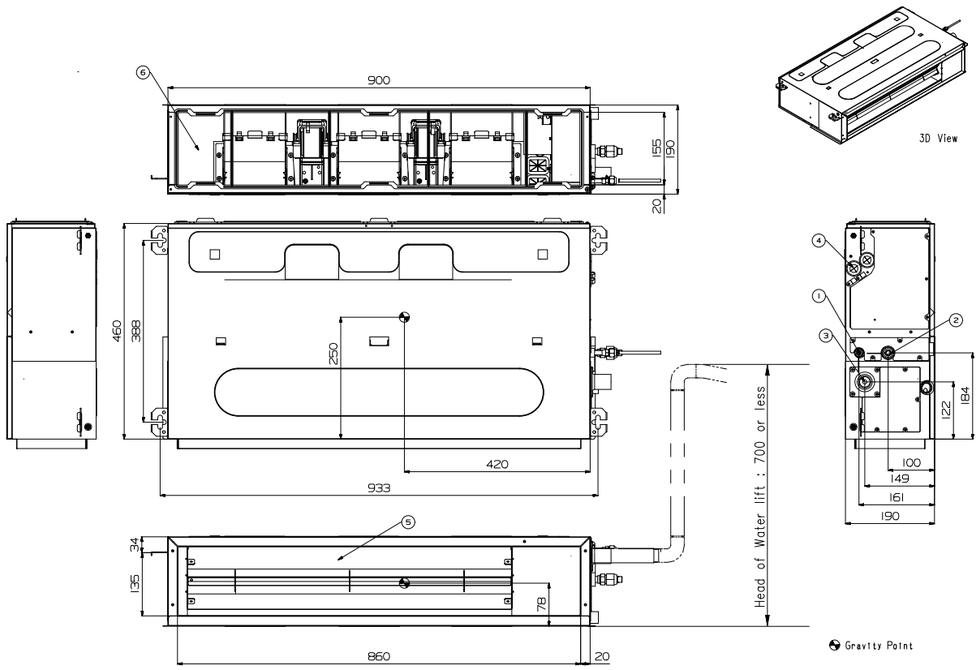

CEILING CONCEALED DUCT

STANDARD / COMPACT INVERTER (R32) / LOW STATIC

CL18F N60

(Unit : mm)

	PART NAME
1	Liquid Pipe Connection
2	Gas Pipe Connection
3	Drain Pipe Connection
4	Power Supply Connection
5	Air Discharge
6	Air Suction

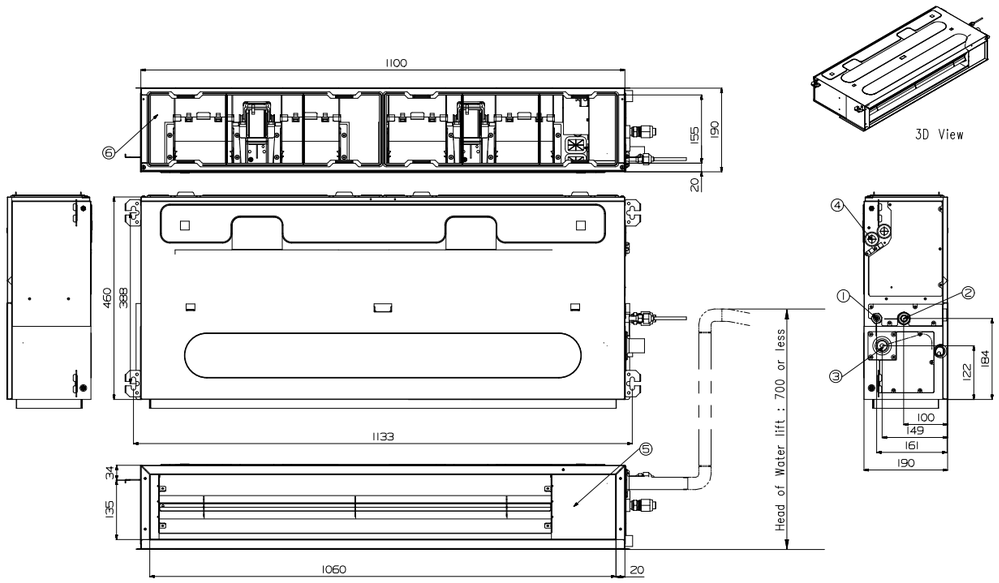

STANDARD / COMPACT INVERTER (R32) / LOW STATIC

CL24F N30

(Unit : mm)

	PART NAME
1	Liquid Pipe Connection
2	Gas Pipe Connection
3	Drain Pipe Connection
4	Power Supply Connection
5	Air Discharge
6	Air Suction

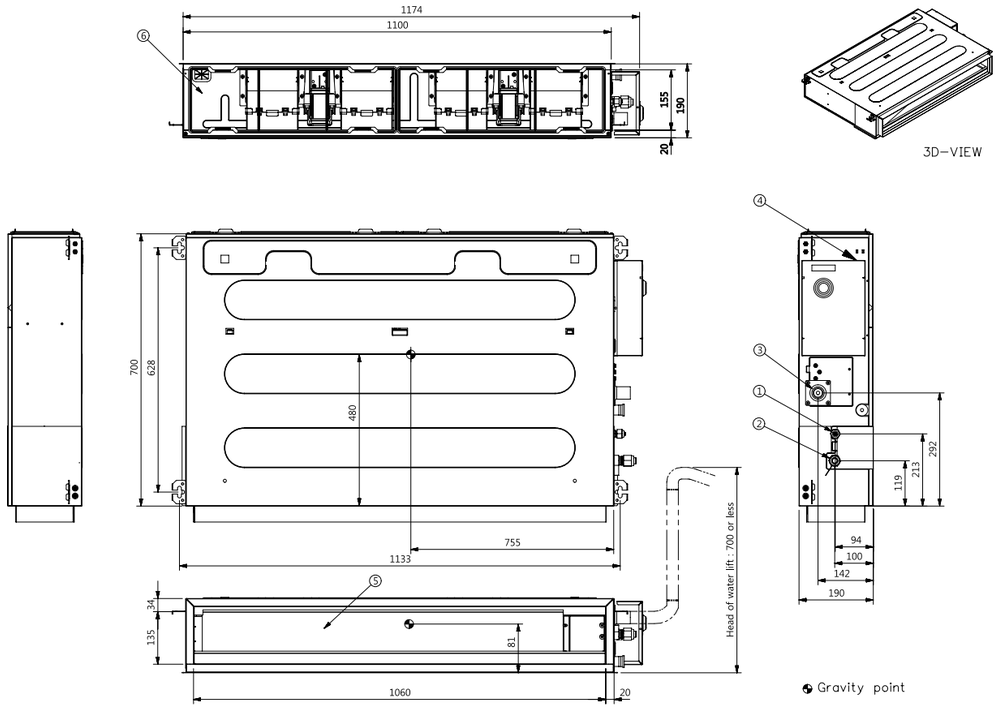

STANDARD INVERTER (R410A) / HIGH STATIC

UB70 N94 / UB85 N94

(Unit : mm)

	PART NAME
1	Air Suction Flange
2	Air Discharge Flange
3	Control Box
4	Gas Piping Connection
5	Liquid Pipe Connection
6	Drain Pipe Connection
7	Drain Pump (Option)

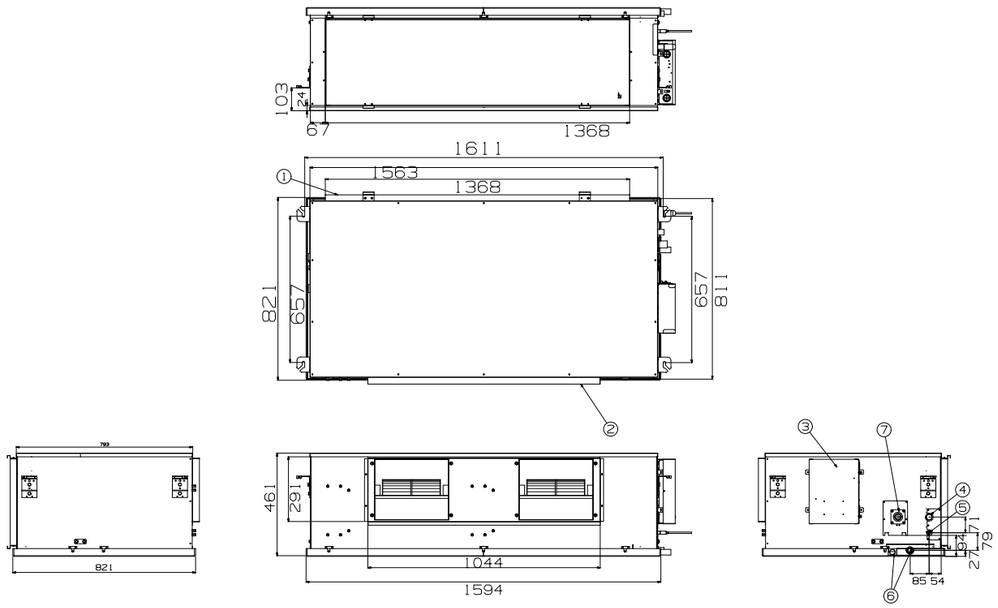

H-INVERTER (R32)

UV18FH N10

(Unit : mm)

	PART NAME
1	Air Inlet
2	Air Outlet
3	Remote Controller Signal Receiver
4	Drain Hose Routing Hole
5	Refrigerant Pipe and Routing Hole
6	Gas Pipe Connection
7	Liquid Pipe Connection

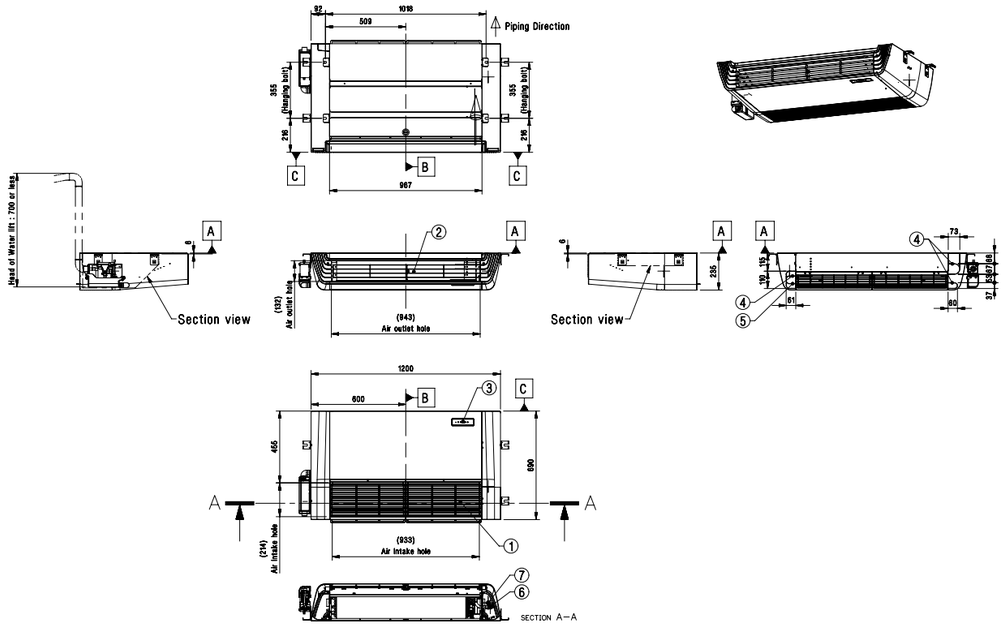

H-INVERTER (R32)

UV24FH N20 / UV30FH N20 / UV36FH N20 / UV42FH N20

(Unit : mm)

	PART NAME
1	Air Inlet
2	Air Outlet
3	Remote Controller Signal Receiver
4	Drain Hose Routing Hole
5	Refrigerant Pipe and Routing Hole
6	Gas Pipe Connection
7	Liquid Pipe Connection

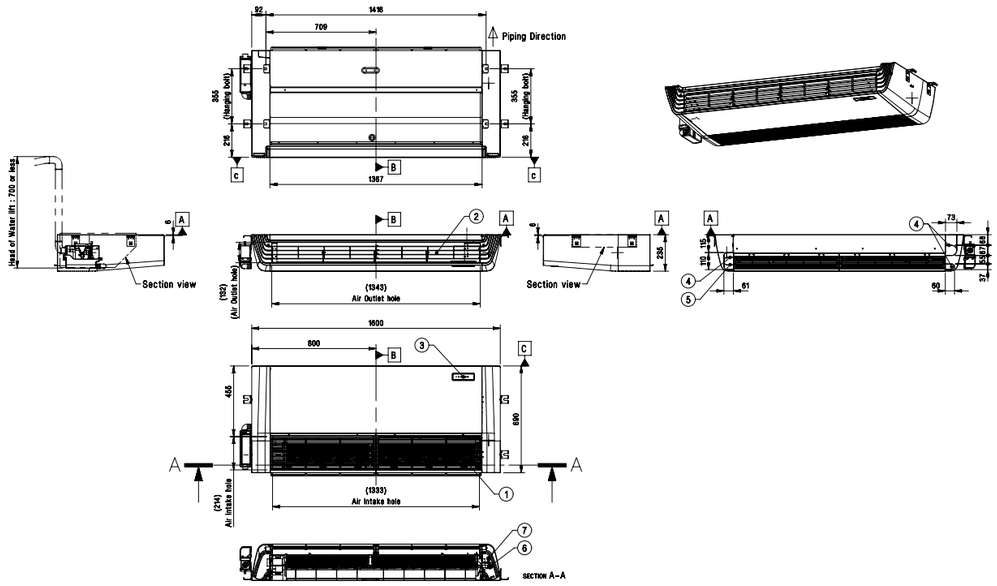

STANDARD / COMPACT INVERTER (R32)

UV18F N10 / UV24F N10 / UV30F N10

(Unit : mm)

	PART NAME
1	Air Inlet
2	Air Outlet
3	Remote Controller Signal Receiver
4	Drain Hose Routing Hole
5	Refrigerant Pipe and Routing Hole
6	Gas Pipe Connection
7	Liquid Pipe Connection

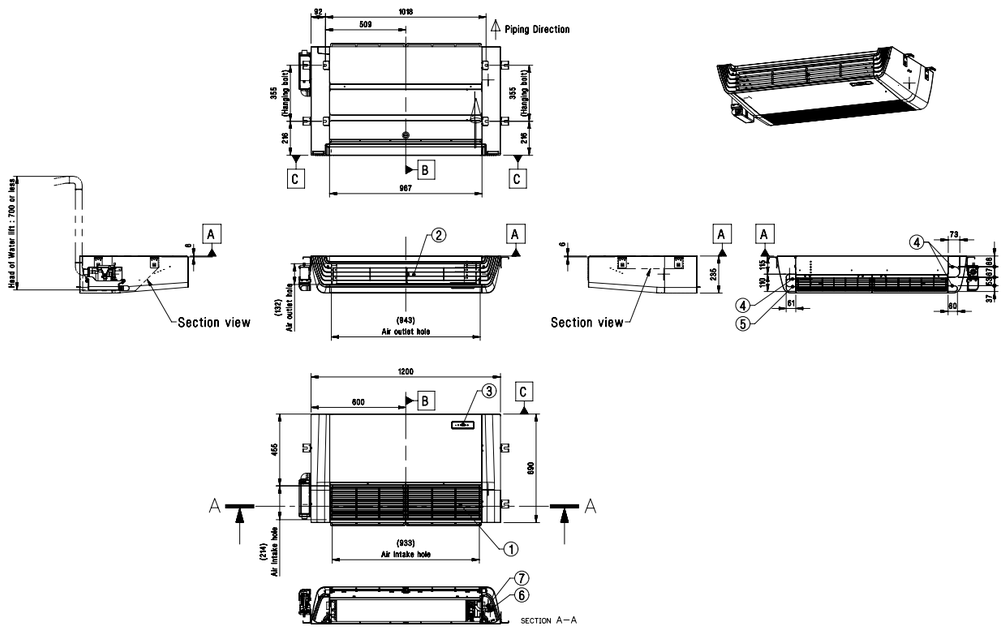

STANDARD INVERTER (R32)

UV36F N20 / UV42F N20 / UV48F N20 / UV60F N20

(Unit : mm)

	PART NAME
1	Air Inlet
2	Air Outlet
3	Remote Controller Signal Receiver
4	Drain Hose Routing Hole
5	Refrigerant Pipe and Routing Hole
6	Gas Pipe Connection
7	Liquid Pipe Connection

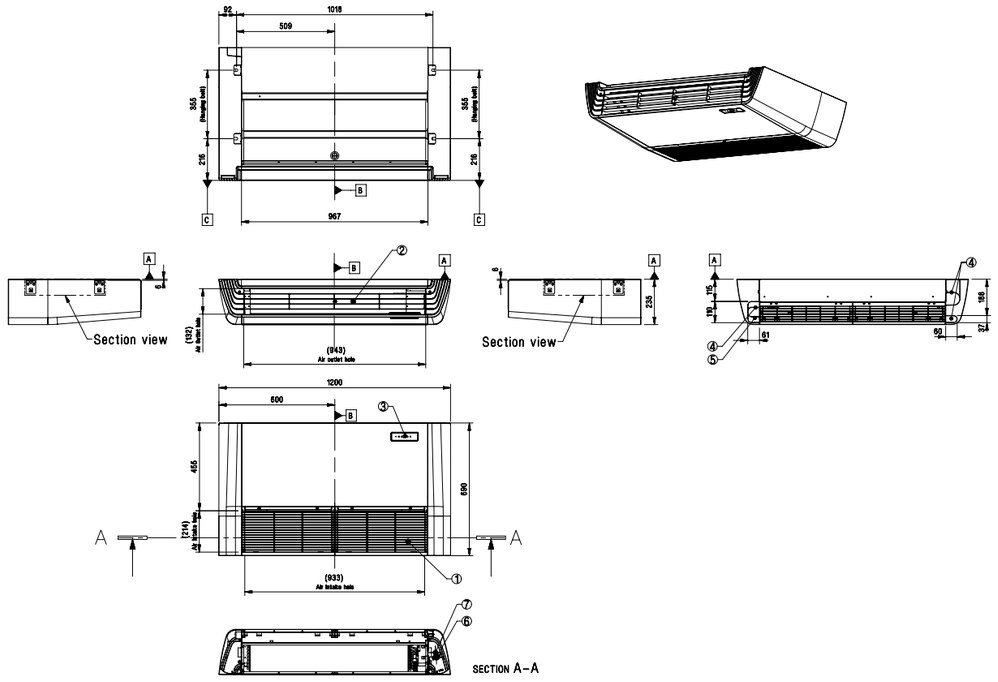

STANDARD INVERTER (R32)

UQ09 NA0 / UQ12 NA0 / UQ18 NA0

(Unit : mm)

	PART NAME
1	Air Suction Grille
2	Remote Controller Signal Receiver
3	Air Discharge Grille
4	Gas Pipe Connection
5	Liquid Pipe Connection
6	Drain Hose Connection
7	Refrigerant / Drain Pipe & Cable Routing Hole
8	Installation Plate
9	Terminal Block for Power Supply & Communication

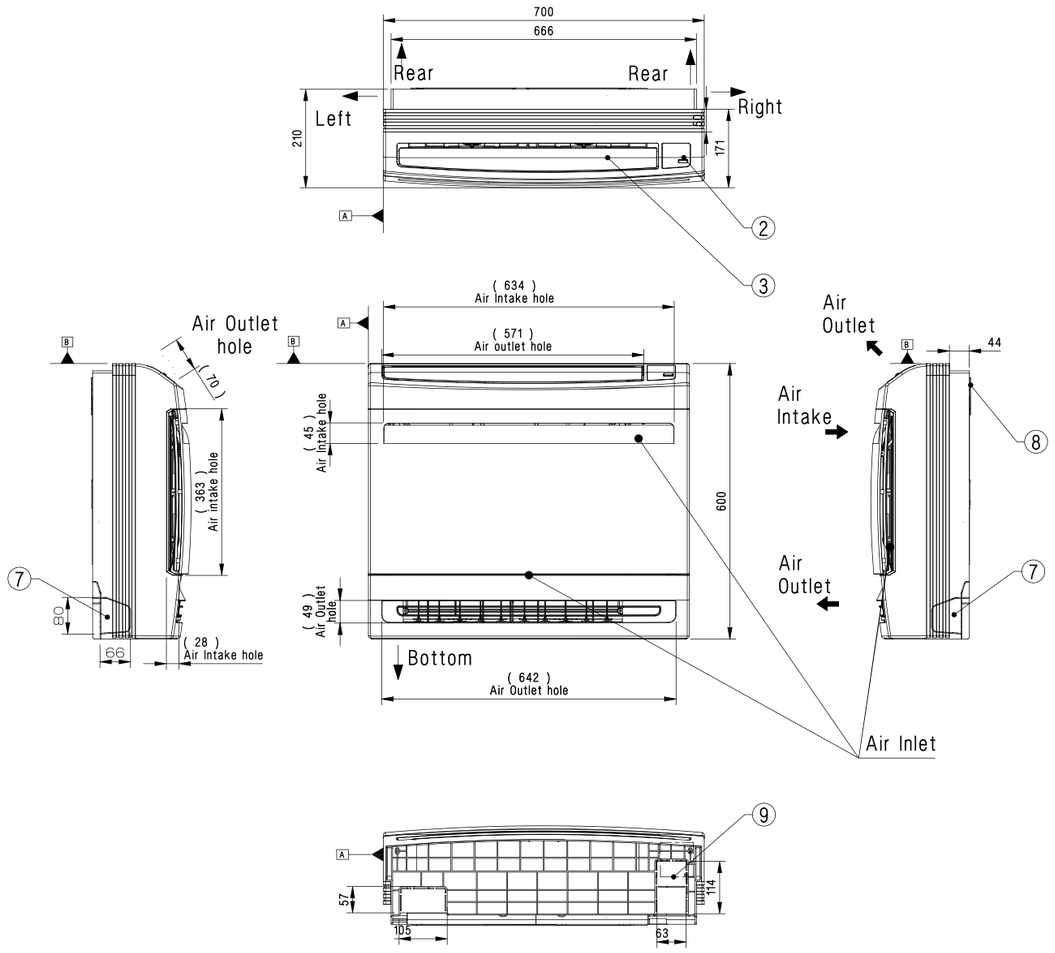

STANDARD INVERTER (R32)

MJ09PC NSJ / MJ12PC NSJ

(Unit : mm)

	PART NAME
1	Refrigerant / Drain Pipe and Cabel Routing Hole
2	Installation Plate
3	Drain Hose Connection
4	Terminal Block for Power Supply Communication
5	Display & Remote Controller Signal Receiver
6	Decoration Cover

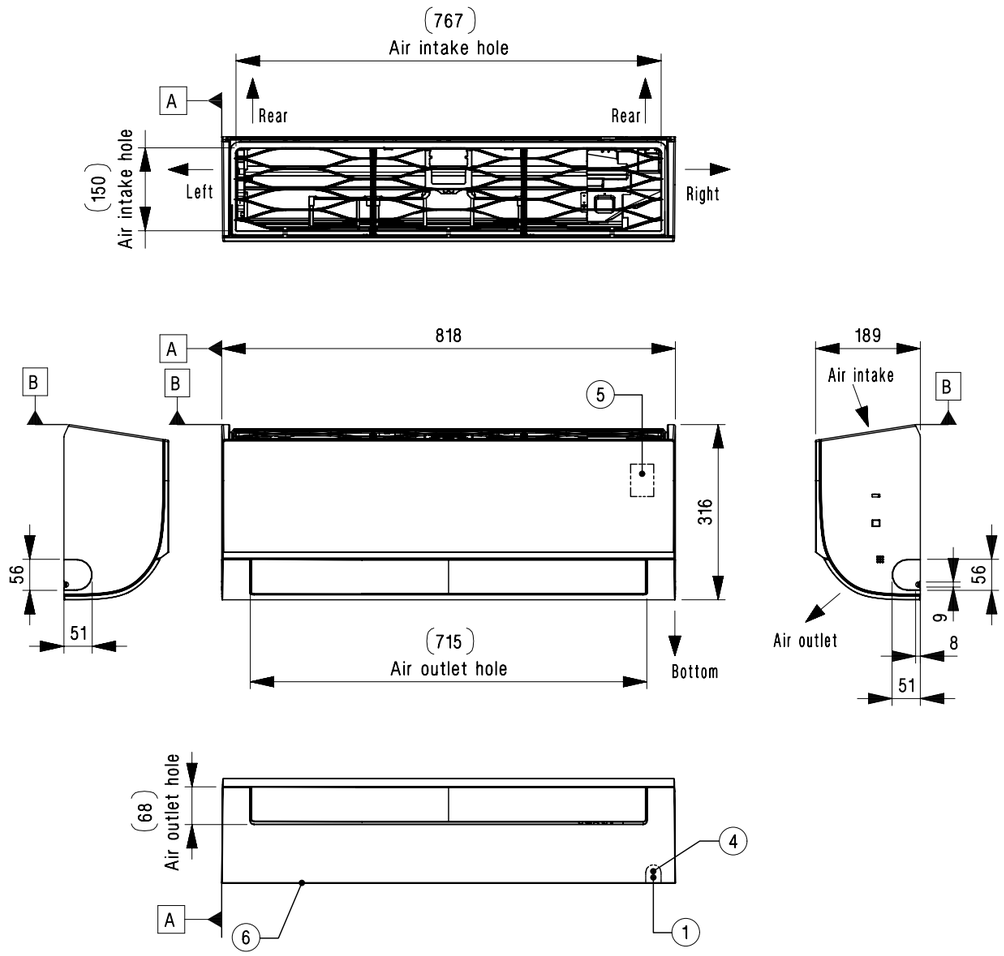

STANDARD INVERTER (R32)

MJ18PC NSJ / MJ24PC NSJ

(Unit : mm)

	PART NAME
1	Refrigerant / Drain Pipe and Cabel Routing Hole
2	Installation Plate
3	Drain Hose Connection
4	Terminal Block for Power Supply Communication
5	Display & Remote Controller Signal Receiver
6	Decoration Cover

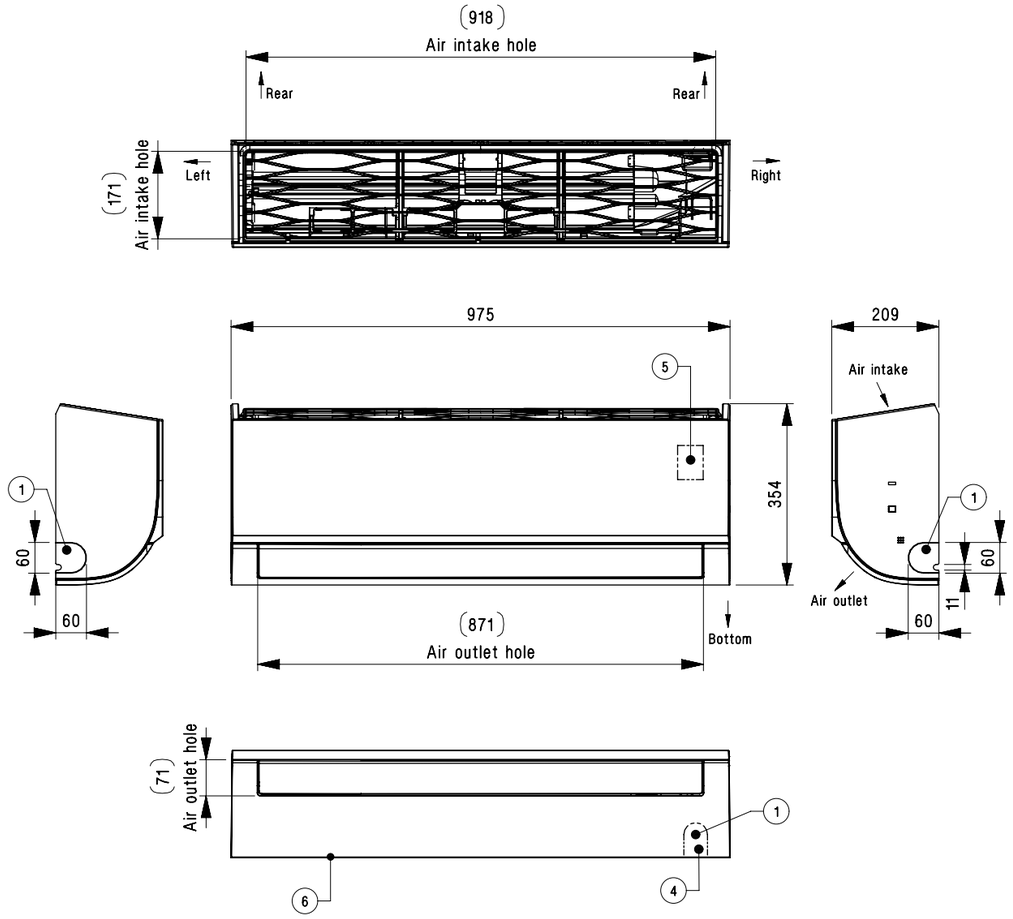

STANDARD / COMPACT INVERTER (R32)

US30F NR0 / US36F NR0

(Unit : mm)

	PART NAME
1	Refrigerant / Drain Pipe and Cabel Routing Hole
2	Installation Plate
3	Drain Hose Connection
4	Terminal Block for Power Supply Communication
5	Display & Remote Controller Signal Receiver
6	Decoration Cover

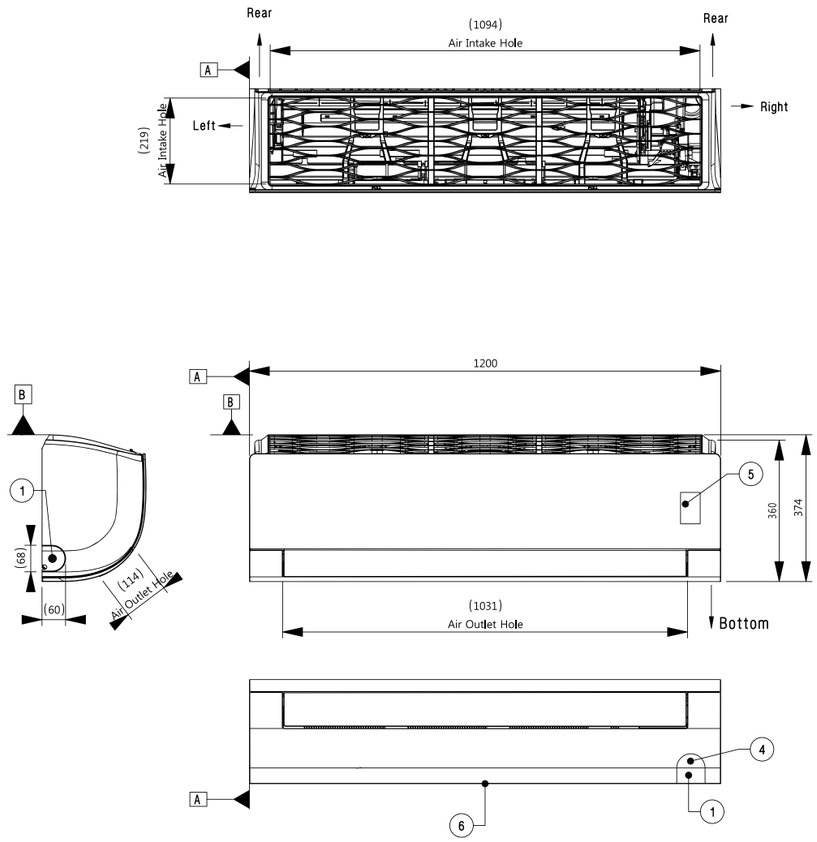

UNIVERSAL OUTDOOR

FLOOR STANDING

STANDARD INVERTER (R410A)

UP48 NT2

(Unit : mm)

	PART NAME
1	Front Air Discharge Grille
2	Display & Single Receiver
3	Air Suction Grille

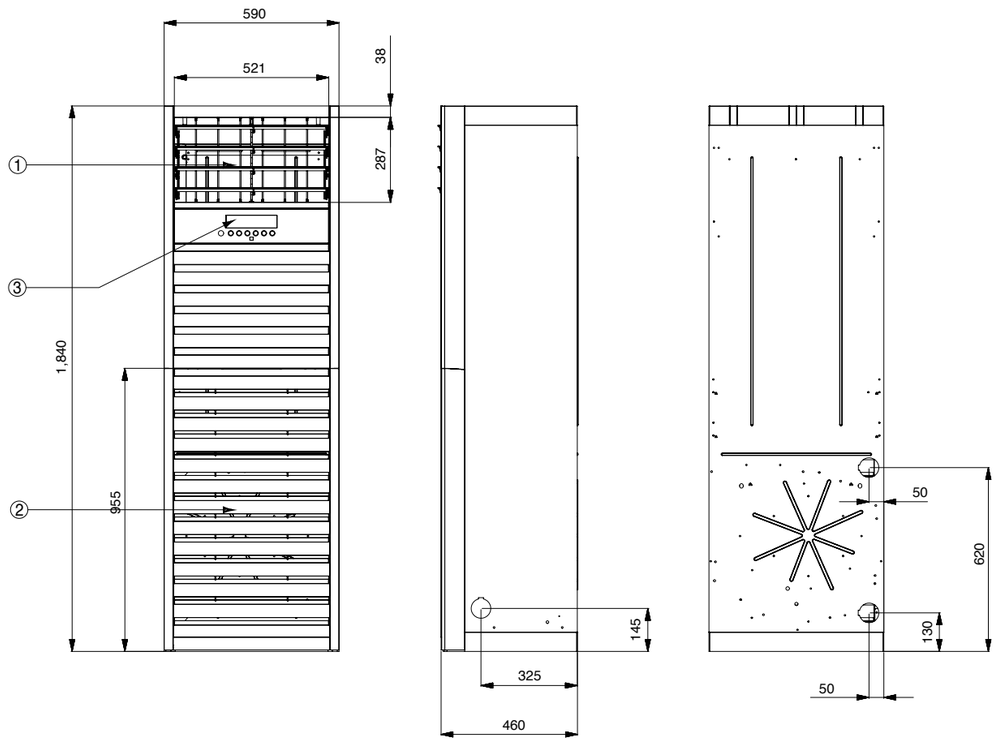

HIGH / STANDARD / COMPACT INVERTER (R32)

UUA1 UL0

(Unit : mm)

	PART NAME
1	Air Outlet
2	Control Cover & SVC Valve Cover
3	Power and Communication Cable Connection
4	Gas Pipe Connection
5	Liquid Pipe Connection
6	Power and Communication Cable Routing hole
7	Refrigerant Pipe Routing Hole
8	Handle
9	Intake Air Temperature Sensor Cover

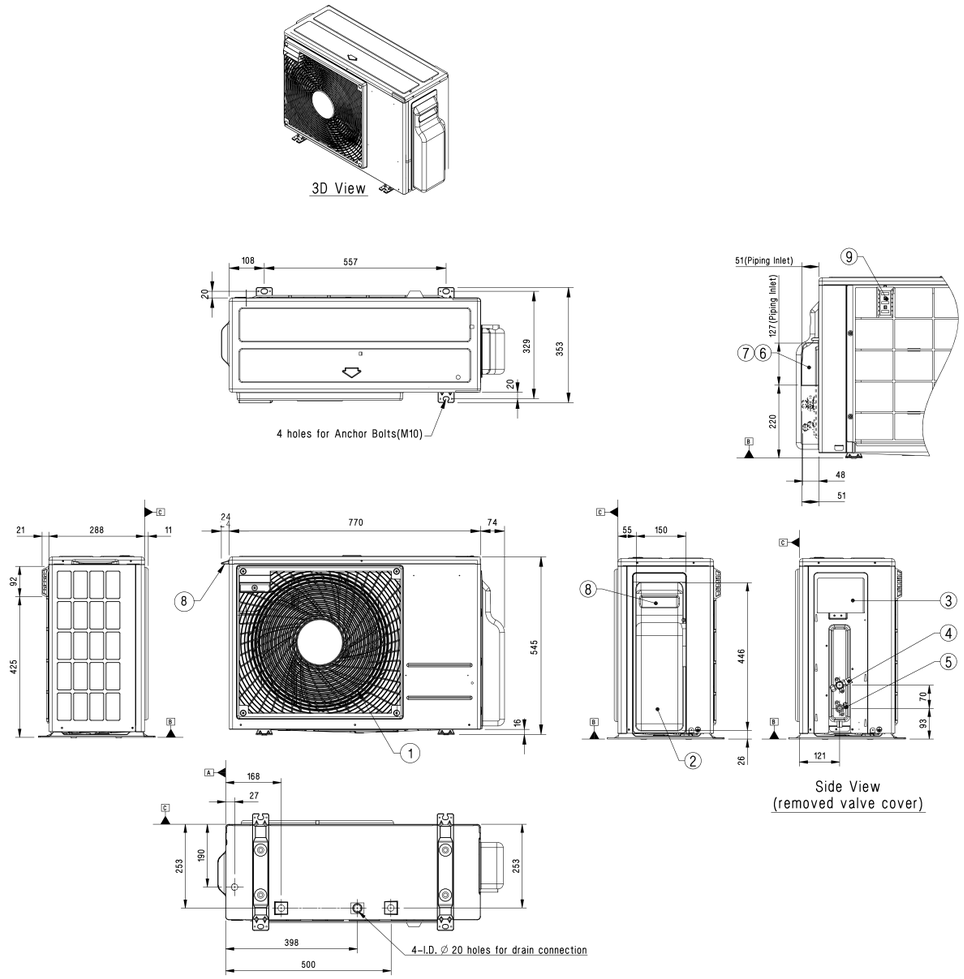

HIGH / STANDARD / COMPACT INVERTER (R32)

UUB1 U20

(Unit : mm)

	PART NAME
1	Air Outlet
2	Control Cover & SVC Valve Cover
3	Power and Communication Cable Connection
4	Gas Pipe Connection
5	Liquid Pipe Connection
6	Handle
7	Intake Air Temperature Sensor Cover

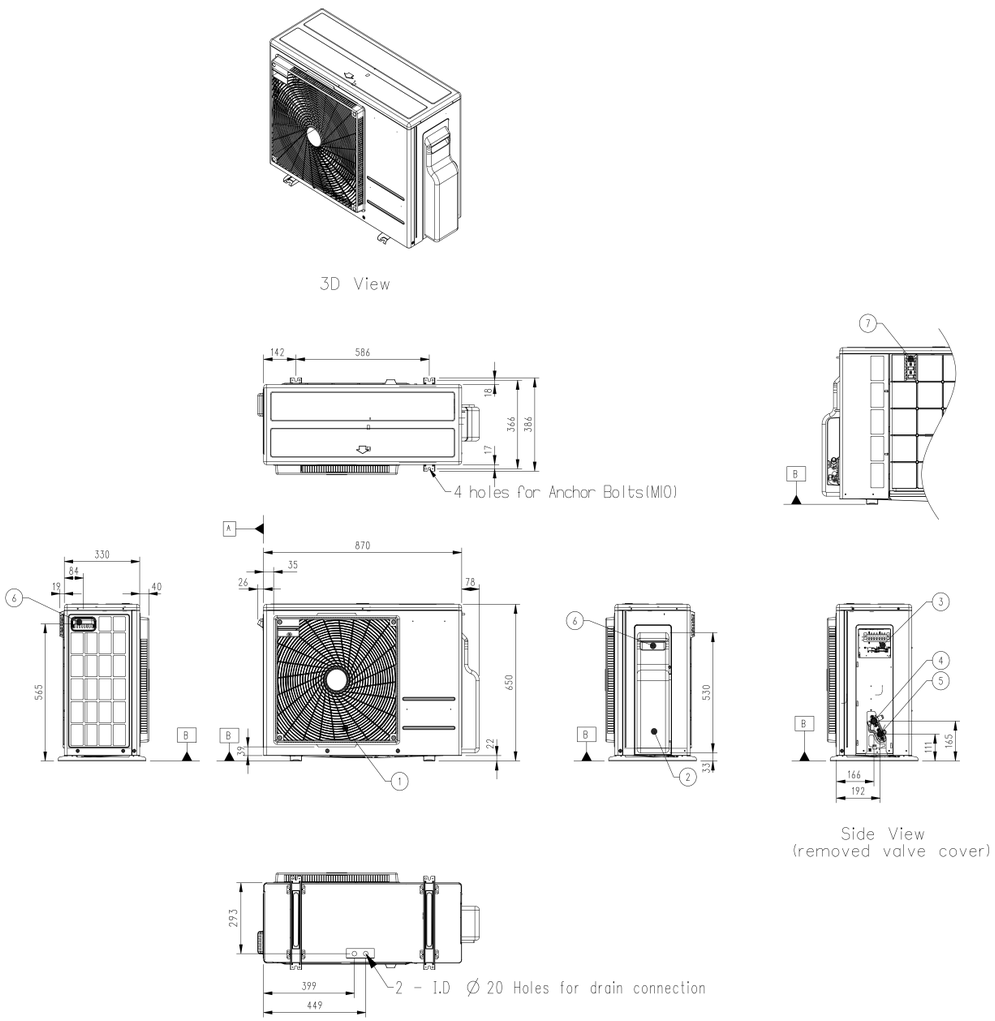

HIGH / STANDARD / COMPACT INVERTER (R32)

UUC1 U40

(Unit : mm)

	PART NAME
1	Air Outlet
2	Power and Communication Cable Hole
3	Gas Pipe Connection
4	Liquid Pipe Connection
5	Handle
6	Pipe Routing Hole (Front)
7	Pipe Routing Hole (Side)
8	Pipe Routing Hole (Back)

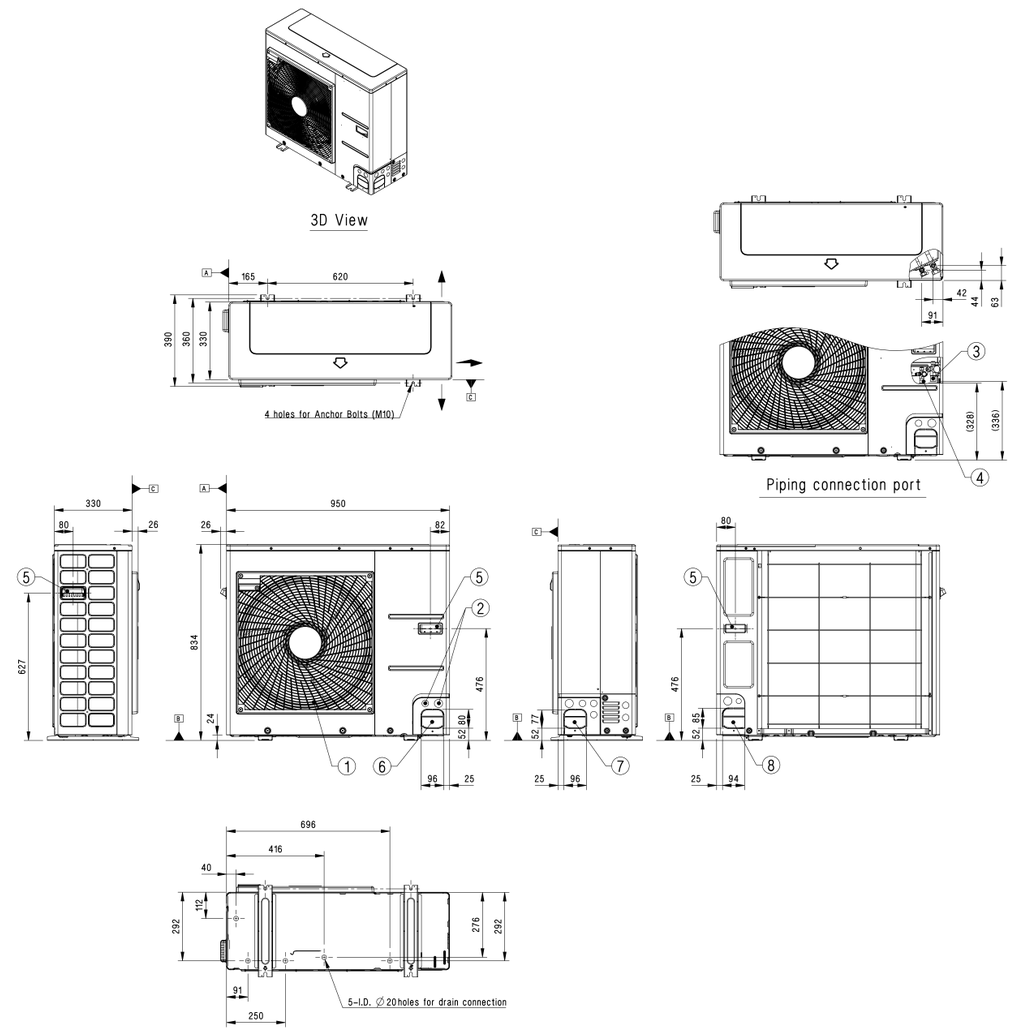

STANDARD INVERTER (R32)

UUD1 U30 / UUD3 U30

(Unit : mm)

	PART NAME
1	Air Outlet
2	Power and Communication Cable Hole
3	Gas Pipe Connection
4	Liquid Pipe Connection
5	Handle
6	Pipe Routing Hole (Front)
7	Pipe Routing Hole (Side)
8	Pipe Routing Hole (Back)

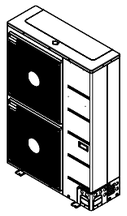

3D View

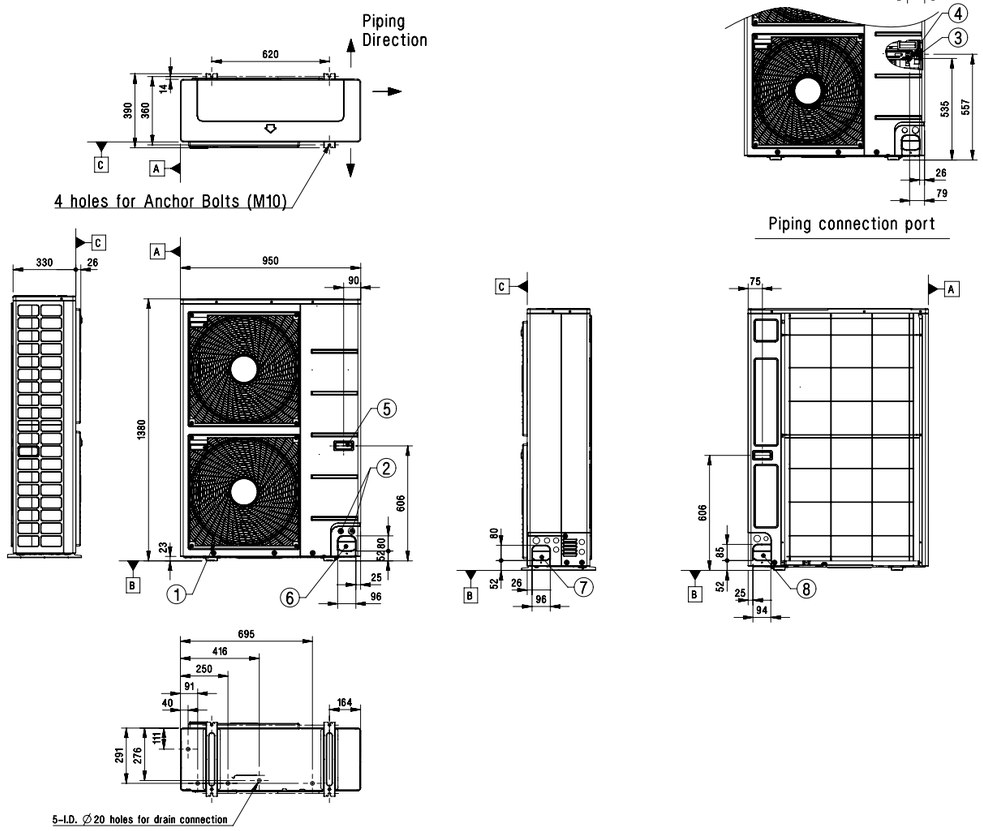

Piping connection port

STANDARD INVERTER (R410A)

UU48W U32 / UU49W U32

(Unit : mm)

	PART NAME
1	Air Outlet
2	Power and Communication Cable Hole
3	Gas Pipe Connection
4	Liquid Pipe Connection
5	Handle
6	Pipe Routing Hole (Front)
7	Pipe Routing Hole (Side)
8	Pipe Routing Hole (Back)

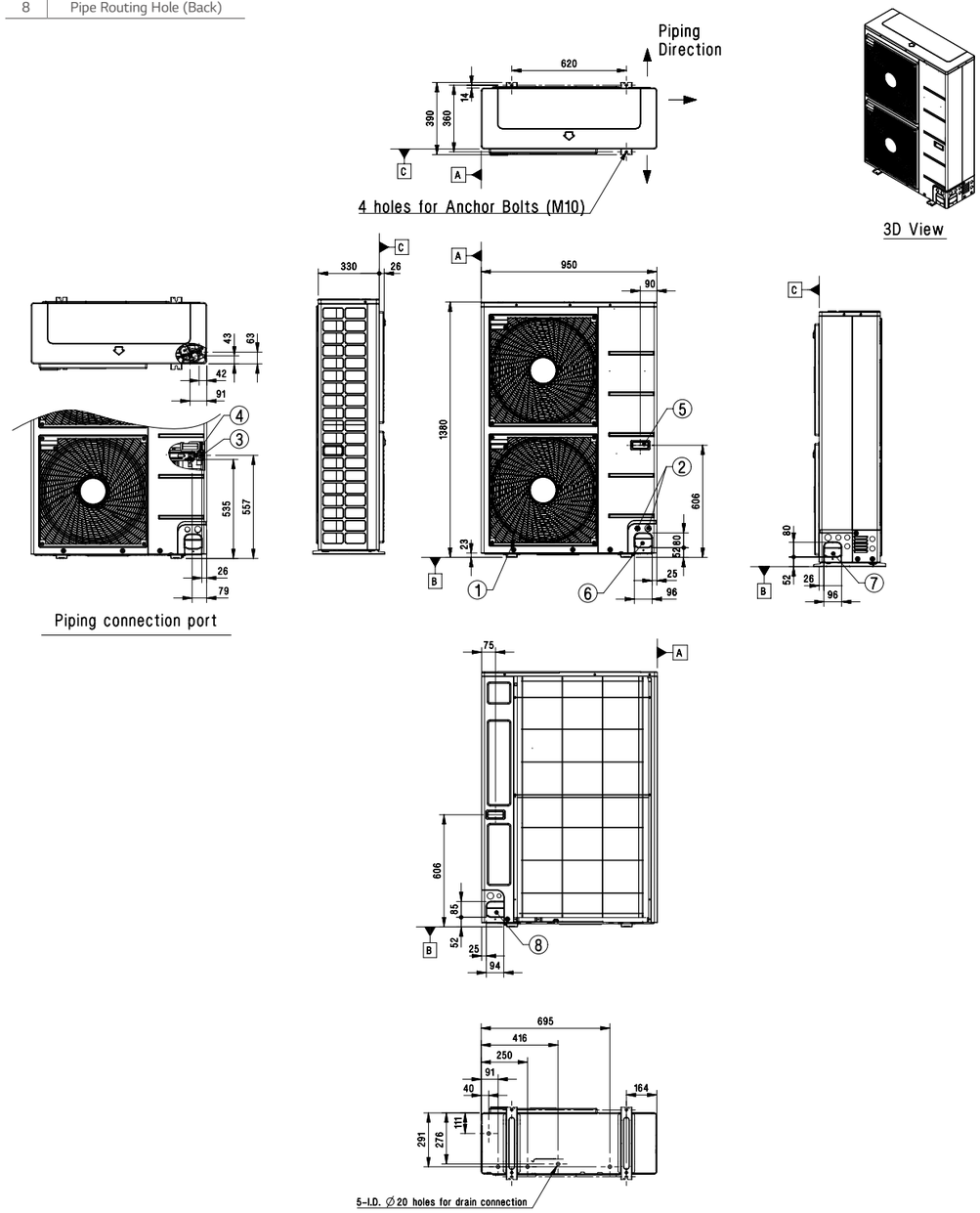

Piping connection port

STANDARD INVERTER (R410A)

UU70W U34

(Unit : mm)

	PART NAME
1	Air Outlet
2	Power and Communication Cable Hole
3	Gas Pipe Connection
4	Liquid Pipe Connection
5	Handle
6	Pipe Routing Hole (Front)
7	Pipe Routing Hole (Side)
8	Pipe Routing Hole (Back)

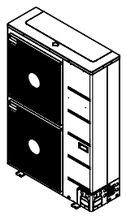

3D View

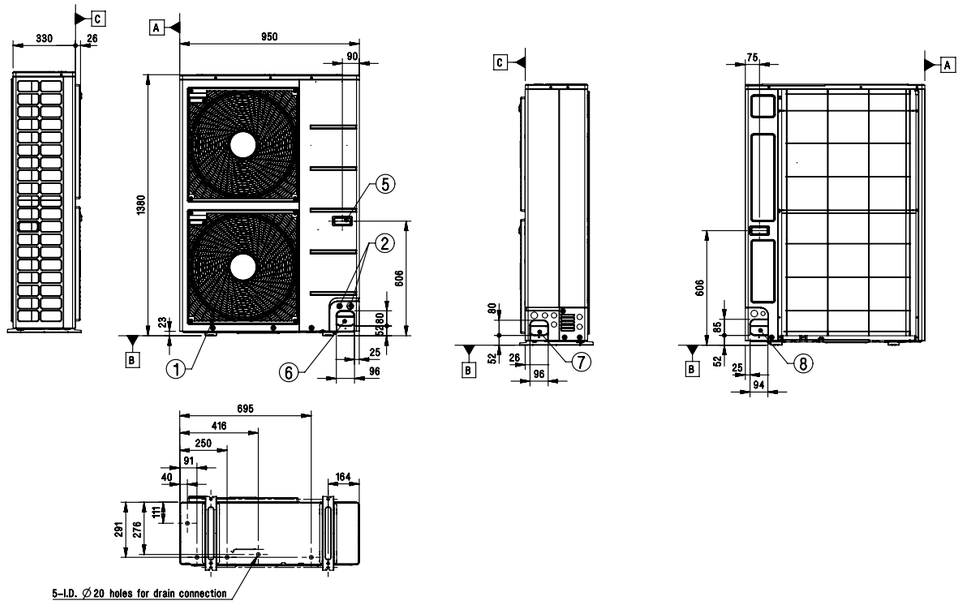

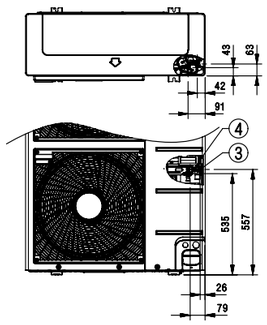

Piping connection port

STANDARD INVERTER (R410A)

UU85W U74

(Unit : mm)
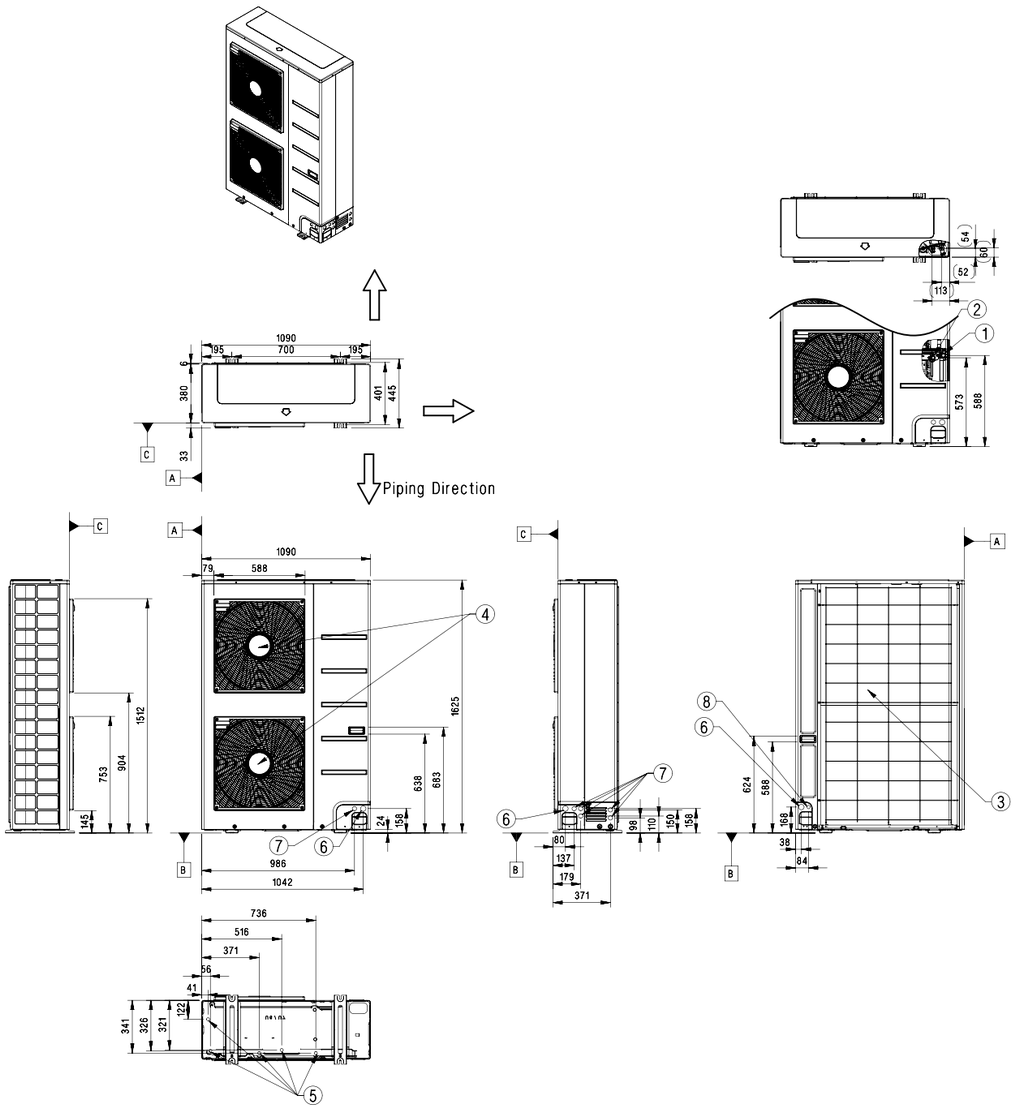
	PART NAME
1	Gas Piping Connection
2	Liquid Piping Connection
3	Air Inlet
4	Air Outlet
5	Drain Hole 22
6	Power and communication Cable Hole
7	Power and communication Cable Hole
8	Power and communication Cable Hole